
TECHNICAL MANUAL

ORGANIZATIONAL, DIRECT SUPPORT AND

GENERAL SUPPORT REPAIR PARTS

AND SPECIAL TOOLS LIST

SHOP EQUIPMENT

CONTACT MAINTENANCE

TRUCK MOUNTED

(SOUTHWEST MODEL SECM)

SERIAL NO. RANGE SECM 1001 THRU SECM 2532

(4940-01-016-2262)

10 MAY 1978

CHANGE)
)
 No. 1)

HEADQUARTERS
 DEPARTMENT OF THE ARMY
 WASHINGTON, DC **23 January 1979**

**ORGANIZATIONAL, DIRECT SUPPORT AND
 GENERAL SUPPORT REPAIR PARTS
 AND SPECIAL TOOLS LIST**

**SHOP EQUIPMENT
 CONTACT MAINTENANCE
 TRUCK MOUNTED
 (4940-01-016-2262)**

TM 9-4940-421-24P, 10 May 1978, is changed as follows:

1. New or changed material is indicated by a vertical bar in the margin of the page.
2. Added or revised illustrations are indicated by a vertical bar adjacent to the illustration.
3. Remove old pages and insert new pages as indicated below.

Remove Pages

Insert Pages

23 and 24/25 (blank)

23 and 24/25 (blank)

4. File this change sheet in front of the publication for reference purposes.

By Order of the Secretary of the Army:

Official:

J. C. PENNINGTON
Major General, United States Army
The Adjutant General

BERNARD W. ROGERS
General, United States Army
Chief of Staff

DISTRIBUTION:

To be distributed in accordance with DA Form 12-25a (qty rqr block no. 262)
requirements for Set No. 3, Contact maintenance.

TECHNICAL MANUAL

TM 9-4940-421-24P

HEADQUARTERS
DEPARTMENT OF THE ARMY
WASHINGTON, DC, 10 May 1978

ORGANIZATIONAL, DIRECT SUPPORT AND
GENERAL SUPPORT MAINTENANCE
REPAIR PARTS AND SPECIAL TOOLS LIST
(INCLUDING DEPOT MAINTENANCE REPAIR PARTS AND SPECIAL TOOLS)
FOR

Shop Equipment, Contact Maintenance, Truck Mounted
(4940-01-016-2262)

Current as of 20 February 1978

Reporting Errors and Recommending Improvements.
You can help improve this manual. If you find any
mistake or if you know of a way to improve the
procedures, please let us know. Mail your letter,
DA Form 2028 (Recommended Changes to Publication
and Blank Forms), or DA Form 2028-2 located in the
back of this manual direct to: Commander, US Army
Armament Materiel Readiness Command, ATTN: DRSAR-
MAS, Rock Island, IL 61299. A reply will be
furnished to you.

TABLE OF CONTENTS

	Page	Illus Figure
SECTION I. INTRODUCTION	1	
II. REPAIR PARTS LIST	9	
Group 00 Power Unit (11020901)	8	1
0100 Engine Assembly	10	2
0101 Crankcase Assembly	12	3
Cylinder Block and Head	14	4

		Page	Illus Figure
SECTION II.	REPAIR PARTS LIST--CONTINUED		
0102	Crankshaft	16	5
	Flywheel Assembly	18	6
	Camshaft	19	7
	Timing Gear Cover	20	8
	Idler Gear and Stud	22	9
0103	Engine Lubrication System		
	Oil Filter Mounting	24	10
	Oil Pan	26	11
	Oil Pump	28	12
	PCV Valve	29	13
	Crankcase Breather	30	14
	Oil Filter Mounting Tube and Bracket	32	15
	Dipstick and Plugs	34	16
0104	Fuel System		
	Carburetor	35	17
	Fuel Pump	36	18
0105	Air Cleaner	38	19
0106	Engine Speed Governor and Controls		
	Governor Assembly	40	20
0107	Fuel Filter	42	21
0108	Cooling System		
	Engine Shroud	44	22
0109	Electrical System		
	Alternator Stator Assembly	46	23
0110	Starting Motor		
	Starting Motor Support Bracket	47	24
	Engine Starter	48	25
	Starter Solenoid and Cable	49	26
0111	Ignition Components	50	27
	Distributor Assembly	51	28
	High Temperature Safety Switch	52	29
0112	Exhaust System	54	30
0201	Lines and Fittings		
	Fuel Filler Hose	56	31
	Fuel Tank Vent Line	57	32
0301	Lights		
	Clearance Lights and Cable Clamps	58	33
	Right Clearance Light Cable Assembly	60	34
	Left Clearance Light Cable Assembly	61	35
	Front and Rear Clearance Lights	62	36
	Door Switch Wire Assembly	63	37

Illus
Page Figure

SECTION II. REPAIR PARTS LIST--CONTINUED

0303	Wiring Harness		
	Handy Box and Receptacle	64	38
	Cable Assembly (11020942)	66	39
	Cable Assembly (13217E8318)	67	40
	Compressor Motor Cable Assembly	68	41
	Cable Assembly (13217E8332)	69	42
	Enclosed Motor Starter	70	43
0401	Base, Generator Welder and Engine Mounting Welder and Control Panel Frame	72	44
0501	Stowage Straps	74	45
0502	Special Purpose Bodies		
	Body Assembly	76	46
	Left Vehicle Side Door Assembly	78	47
	Rear and Right Side Doors	80	48
	Door Assembly Components	82	49
	Tail Gate	84	50
0601	Accessory Items		
	Chassis, Towing Pintle and Bumper	86	51
	Hose Rack and Bottle Bracket	88	52
0602	Data Plates	90	53
0701	Arc Welder		
	Interpole Coils	92	54
0702	Rotor Assembly		
	Armature Assembly	94	55
0703	Stator Assembly	95	56
0704	Brush Holder Assembly	96	57
	Exciter Brush Holder	98	58
0705	Generator Housing Cover	100	59
0706	Frame Support Housing Carrier		
	Generator Housing Assembly	101	60
0707	Ventilating System		
	Flywheel Flexible Coupling and Housing	102	61
0708	Control Panel	104	62
0709	Connecting Devices		
	Battery Tray Assembly	108	63
0710	Handwheel Assembly	110	64
	Handwheel Assembly	112	65
	Overspeed Relay Assembly	114	66

	Page	Illus Figure
SECTION II. REPAIR PARTS LIST--CONTINUED		
0711 Voltage Regulator	116	67
0901 Air Compressor Assembly	118	68
Air Compressor Assembly		
Exploded View	120	69
0903 Air Receiver Tank Assembly	124	70
Air Filter Assembly	126	71
0904 Air Tank Check Valve	128	72
0906 Compressor Electric Motor	130	73
1000 Fire Fighting Equipment		
Components	132	74
90 Bulk Material	134	
SECTION III. SPECIAL TOOLS LIST (NOT APPLICABLE)		
IV. NSN, PART No. INDEX	137	

SECTION I. INTRODUCTION

1. Scope

This manual lists spares and repair parts; special tools; special test, measurement, and diagnostic equipment (TMDE), and other special support equipment required for performance of organizational, direct support, and general support maintenance of shop equipment, contact maintenances truck mounted. It authorizes the requisitioning and issue of spares and repair parts as indicated by the source and maintenance codes.

2. General

This Repair Parts and Special Tools List is divided into the following sections:

a. Section II. Repair Parts List. A list of spares and repair parts authorized for use in the performance of maintenance. The list also includes parts which must be removed for replacement of the authorized parts. Parts lists are composed of functional groups in numeric sequence, with the parts in each group listed in figure and item number sequence. Bulk materials are listed National stock number (NSN) sequence.

b. Section III. Special Tools List. Not applicable.

c. Section IV. National Stock Number and Part Number Index. A list in National item identification number (NIIN, the last nine figures of the NSN) sequence, of all National stock numbers (NSNS)

appearing in the listings, followed by a list in alphameric sequence of all part numbers appearing in the listings. National stock numbers and part numbers are cross-referenced to each illustration figure and item number appearance.

3. Explanation of Columns

a. Illustration. This column is divided as follows:

(1) *Figure number.* Indicates the figure number of the illustration on which the item is shown.

(2) *Item number.* The number used to identify item called out in the illustration.

b. Source, Maintenance, and Recoverability (SMR) Codes.

(1) *Source code.* Source codes indicate the manner of acquiring support items for maintenance, repair, or overhaul of end items. Source codes are entered in the first and second positions of the in Uniform SMR Code format as follows :

Code	Definition
PA	Item procured and stocked for anticipated or known usage.
PB	Item procured and stocked for insurance purposes because essentiality dictates that a minimum quantity be available in the supply System.

Code	Definition	Code	Definition
PC	Item procured and stocked and which otherwise would be coded PA except that it is deteriorative in nature.	KF	An Item of a maintenance kit and not purchased separately. Maintenance kit defined as a kit that provides an Item that can be replaced at organizational or intermediate levels of maintenance.
PD	Support item, excluding support equipments procured for initial issue or outfitting and stocked only for subsequent or additional initial issues or outfittings. Not subject to automatic replenishment.	KB	Item included in both a depot overhaul/repair kit and a maintenance kit.
PE	Support equipment procured and stocked for initial issue or outfitting to specified maintenance repair activities.	MO	Item to be manufactured or fabricated at organizational level.
PF	Support equipment which will not be stocked but which will be centrally procured on demand.	MF	Item to be manufactured or fabricated at the direct support maintenance level.
PG	Item procured and stocked to provide for sustained support for the life of the equipment. It is applied to an item peculiar to the equipment which, because of probable discontinuance or shutdown of production facilities, would prove uneconomical to reproduce at a later time.	MH	Item to be manufactured or fabricated at the general support maintenance level.
KD	An item of a depot overhaul/repair kit and not purchased separately. Depot kit defined as a kit that provides items required at the time of overhaul or repair.	MD	Item to be manufactured or fabricated at the depot maintenance level.
		AO	Item to be assembled at organizational level.
		AF	Item to be assembled at direct support maintenance level.
		AH	Item to be assembled at general support maintenance level.
		AD	Item to be assembled at depot maintenance level.
		XA	Item is not procured or stocked because the requirements for the item will result in the replacement of the next higher assembly.

Code	Definition
XB	Item is not procured or stocked. If not available through salvage, requisition.
XC	Installation drawing, diagram, instruction sheet, field service drawing, that is identified by manufacturer's part number.
XD	A support item that is not stocked. When required, item will be procured through normal supply channels.

NOTE

Cannibalization or salvage may be used as a source of supply for any items coded above, except those coded XA and aircraft support items as restricted by AR 700-42.

(2) *Maintenance code.* Maintenance codes are assigned to indicate the levels of maintenance authorized to USE and REPAIR support items. The maintenance codes are entered in the third and fourth positions of the Uniform SMR Code format as follows:

(a) The maintenance code entered in the third position will indicate the lowest maintenance level authorized to remove, replace, and use the support item. The maintenance code entered in the third position will indicate one of the following levels of maintenance:

Code	Application/explanation
C	Crew or operator maintenance performed within organizational maintenance.

Code	Application/explanation
O	Support item is removed, replaced, used at the organizational level.
F	Support item is removed, replaced, used at the direct support level.
H	Support item is removed, replaced, used at the general support level.
D	Support items that are removed, replaced, used at depot, mobile depot, or specialized repair activity only.

(b) The maintenance code entered in the fourth position indicates whether the item is to be repaired and identifies the lowest maintenance level with the capability to perform complete repair (i.e., all authorized maintenance functions). This position will contain one of the following maintenance codes:

Code	Application/explanation
O	The lowest maintenance level capable of complete repair of the support item is the organizational level.
F	The lowest maintenance level capable of complete repair of the support item is the direct support level.
H	The lowest maintenance level capable of complete repair of the support item is the general support level.
D	The lowest maintenance level capable of complete repair of the support item is the depot level.

Code	Application/explanation
L	Repair restricted to specialized repair activity.
Z	Nonreparable. No repair is authorized.
B	No repair is authorized. The item may be reconditioned by adjusting, lubricating, etc, at the user level. No parts or special tools are procured for the maintenance of this item.

(3) *Recoverability code.* Recoverability codes are assigned to support items to indicate the disposition action on unserviceable items. The recoverability code is entered in the fifth position of the Uniform SMR Code format as follows:

**Recoverability
code Definition**

Z	Nonreparable item. When unserviceable, condemn and dispose at the level indicated in position 3.
O	Reparable item. When uneconomically reparable, condemn and dispose at organizational level.
F	Reparable item. When uneconomically reparable, condemn and dispose at the direct support level.
H	Reparable item. When uneconomically reparable, condemn and dispose at the general support level.

Recoverability code	Definition
D	Reparable item, When beyond lower level repair capability, return to depot. Condemnation and disposal not authorized below depot level.
L	Reparable item. Repair, condemnation, and disposal not authorized below depot/specialized repair activity level.
A	Item requires special handling or condemnation procedures because of specific reasons (i.e., precious metal content, high dollar value, critical material, or hazardous material). Refer to appropriate manuals/directives for specific instructions.

c. National Stock Number. Indicates the National stock number assigned to the item and which will be used for requisitioning purposes.

d. Part Number. Indicates the primary number used by the manufacturer (individual, company, firms corporation, or Government activity), which controls the design and characteristics of the item by means of its engineering drawings, specifications, standards, and inspection requirements to identify an item or range of items .

NOTE

When a stock numbered item is requisitioned the item received may have a different part number than the part being replaced.

e. *Federal Supply Code for Manufacturer (FSCM)*. The FSCM is a five-digit numeric code listed in SB 708-42 which is used to identify the manufacturer distributor, or Government agency, etc.

f. *Description*. Indicates the Federal item name and, if required, a minimum description to identify the item. Items that are included in kits and sets are listed below the name of the kit or set with the quantity of each item in the kit or set indicated in the quantity incorporated in unit column. When the part to be used differs between serial numbers of the same model, the effective serial numbers are shown as the last line of the description. In the special tools list, the initial basis of issue (BOI) appears as the last line in the entry for each special tools special TMDE, and other special support equipment. When the density of equipments supported exceeds density spread indicated in the basis of issue, the total authorization is Increased accordingly.

g. *Unit of Measure (U/M)*. Indicates the standard of the basic quantity of the listed item as used in performing the actual maintenance function. This measure is expressed by a two-character alphabetical abbreviation (e.g., ea, in., pr, etc). When the unit of measure differs from the unit of issues the lowest unit of issue that will satisfy the required units of measure will be requisitioned.

h. *Quantity Incorporated in Unit*. Indicates the quantity of the item used in the breakout shown on the illustration figure, which is prepared for a functional group, subfunctional group, or an assembly. A "V" appearing in this

column in lieu of a quantity indicates that no specific quantity is applicable (e.g., shims, spacers, etc).

4. Special Information

a. Detailed manufacturing instructions for items source coded to be manufactured or fabricated are found in TM 9-4940-421-14. Bulk materials required to manufacture items are listed in the Bulk Material Group of this manual.

b. Repair parts kits and gasket sets are listed at the end of the repair parts listing for the last figure containing parts of the kit."

c. The following publications pertain to Truck mounted contact maintenance shop equipment and its components:

Publication and Short title

TM 9-4940-421-14, Shop Equipments
Contact Maintenance, Truck
Mounted

DMWR 9-4940-421, Shop Equipment,
Contact Maintenances Truck
Mounted

5. How to Locate Repair Parts

a. *When National Stock Number or Part Number is Unknown:*

(1) *First*. Using the table of contents determine the functional group within which the item belongs. This is necessary since illustrations are prepared for functional groups, and listings are divided into the same groups.

(2) *Second.* Find the illustration covering the functional group to which the repair part belongs.

(3) *Third.* Identify the item on the illustration and note the illustration figure and item number of the item.

(4) *Fourth.* Using the repair parts listing, find the figure and item number noted on the illustration.

b. When National Stock Number or Part Number is Known:

(1) *First.* Using the index of National stock numbers and part numbers, find the pertinent NSN or part number. This index is in NIIN sequence followed by a list of part numbers in alphamertc sequence, cross-referenced to the

illustration figure number and item number.

(2) *Second.* After finding the figure and item number, locate the figure and item number in the repair parts list.

6. Abbreviations

Abbreviation	Explanation
approx	approximately
cl	class
elect	electrical
in	inch
lh	left hand
mtg	mounting
no.	number
pc	printed circuit
p/n	part number
rh	right hand
rt	right
ty	type

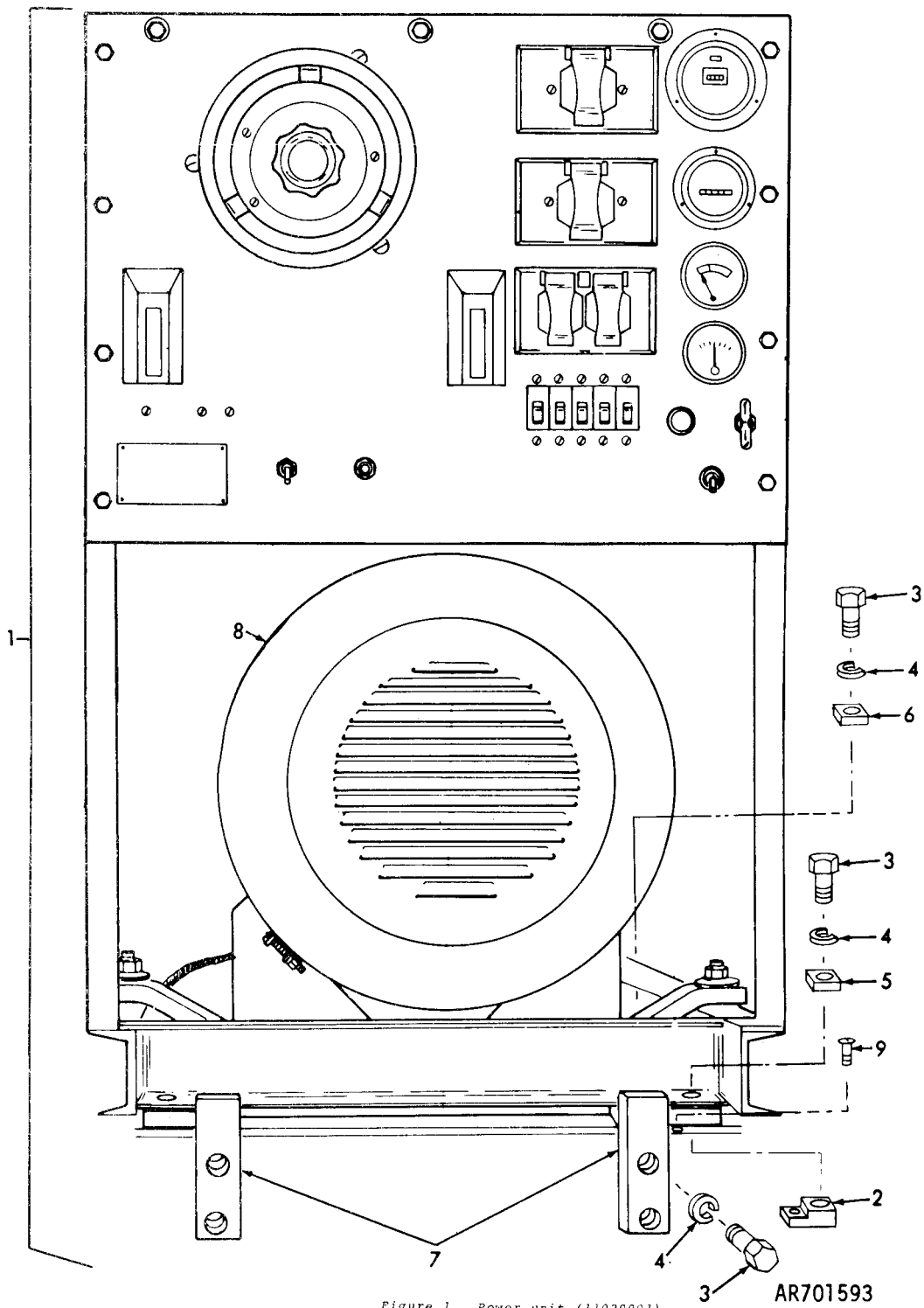
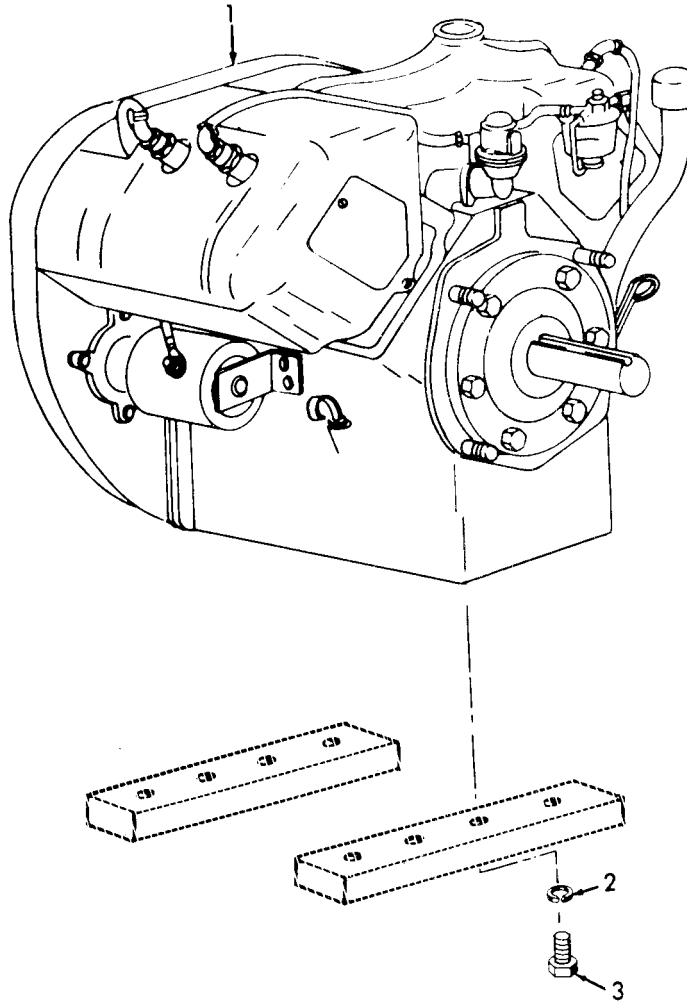


Figure 1. Power unit (11020901).

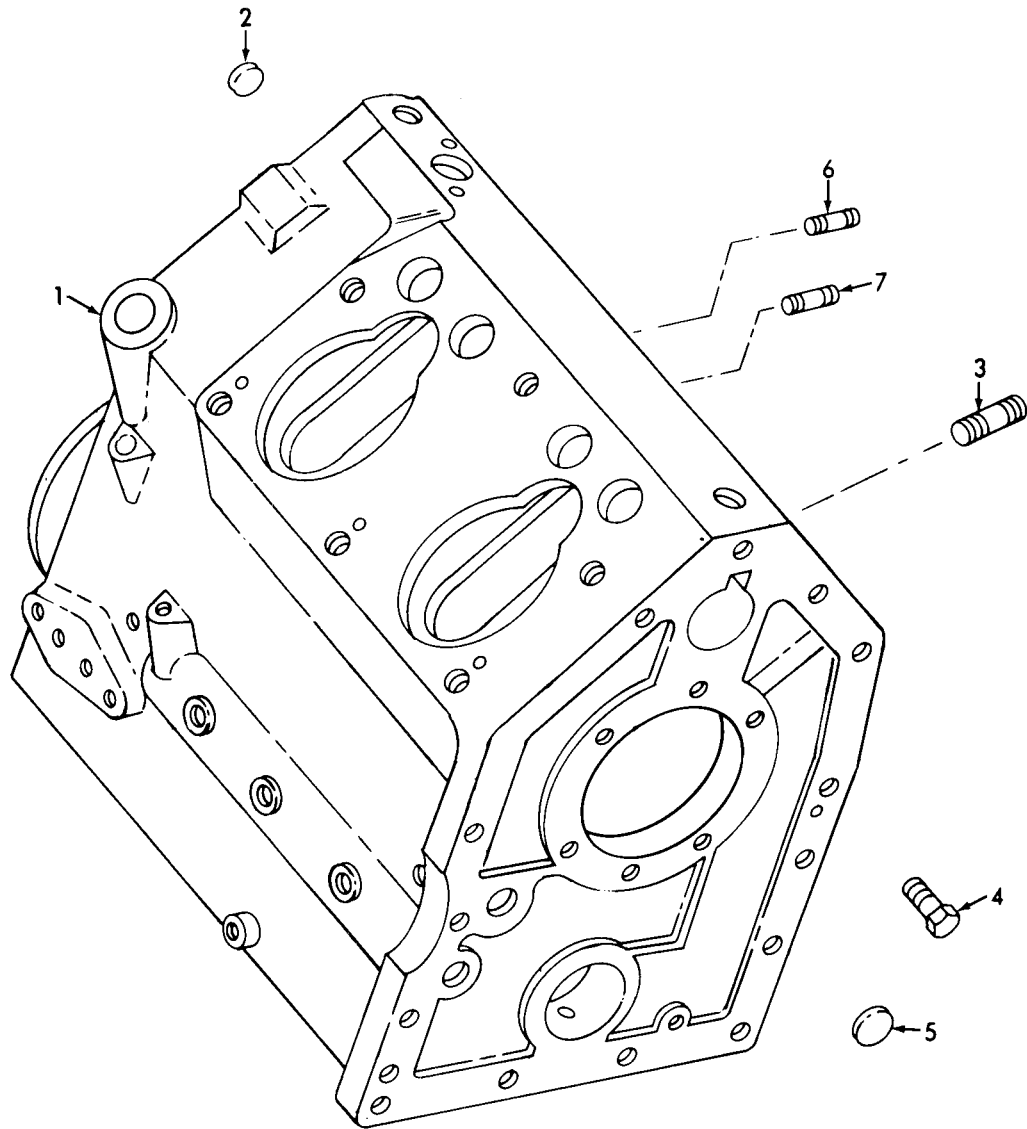
SECTION II. REPAIR PARTS LIST					TM9-4940-421-24P						
(1)	(2)	(3)	(4)	(5)	(6)				(7)	(8)	
ILLUSTRATION					DESCRIPTION				QTY		
(A)	(B)	SMR	NATIONAL	PART					INC		
FIG	ITEM	CODE	STOCK	NUMBER	FSCM				IN		
NO.	NO.		NUMBER						UNIT		
GROUP 00 POWER UNIT (11020901)											
1	1	XC		11020901	19204	POWER UNIT			EA	1	
1	2	XBOZZ		11020921	19204	STOP,BLOCK			EA	4	
1	3	PAOZZ	5305-00-071-1770	MS90725-116	96906	SCREW,CAP,HEXAGON HEAD			EA	12	
1	4	PAOZZ	5310-00-584-5272	MS35338-48	96906	WASHER,LOCK			EA	12	
1	5	PAOZZ	5310-01-038-4800	13725P	98255	WASHER,BEVELED			EA	4	
1	6	XBOZZ		11020923	19204	SPACER,BLOCK			EA	4	
1	7	XBOZZ		11020920	19204	STOP,BAR			EA	2	
1	8	PBFDD	3431-01-036-8417	11020914	19204	WELDING MACHINE,ARC			EA	1	
1	9	PAOZZ	5305-00-432-4202	MS51861-46	96906	SCREW,MACHINE			EA	4	



AR701594

Figure 2. Engine assembly.

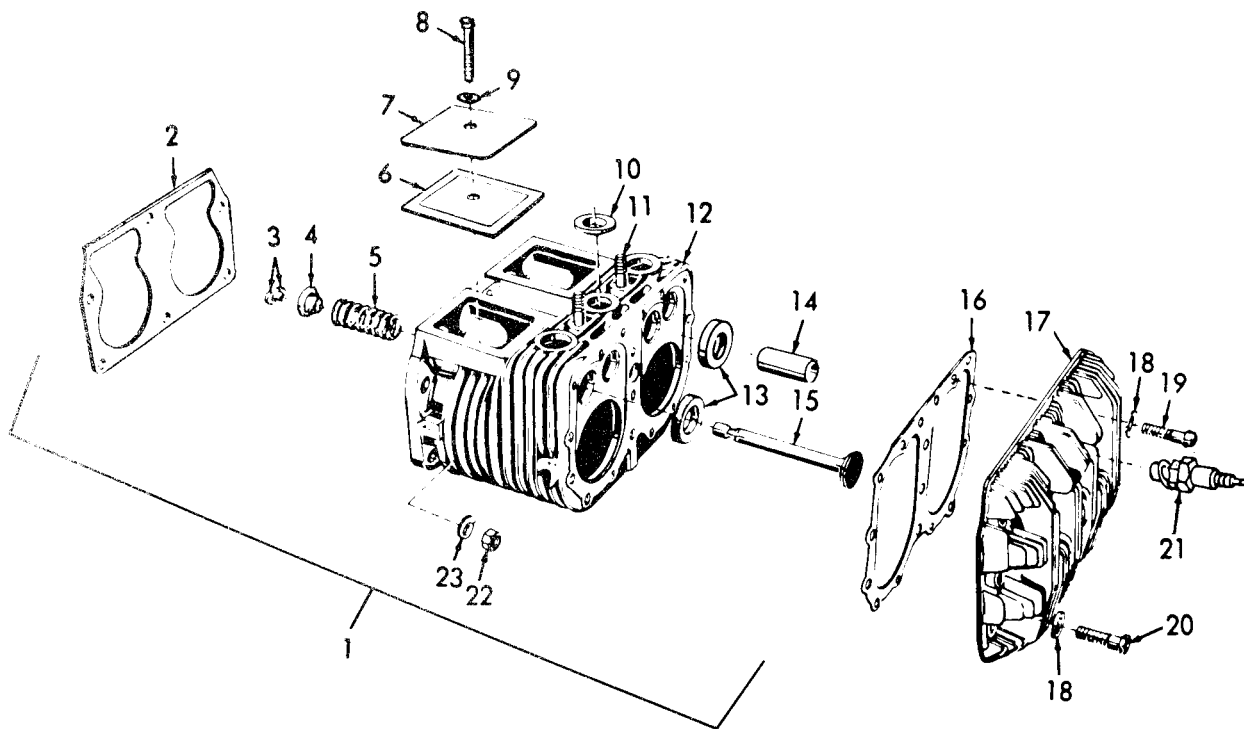
(1) ILLUSTRATION		(2)	(3)	(4)	(5)		(6)	(7)	(8)
(a) FIG NO.	(b) ITEM NO.	SMR CODE	NATIONAL STOCK NUMBER	PART NUMBER	FSCM	DESCRIPTION		U/M	QTY INC IN UNIT
						GROUP 0100 ENGINE ASSEMBLY			
2	1	PAFHH	2805-01-039-3500	404858	28835	ENGINE ASSEMBLY AIR COOLED MODEL VG40		EA	1
2	2	PAOZZ	5310-00-132-2757	PE37	66289	WASHER, LOCK ENGINE SUPPORT TO CRANKCASE		EA	4
2	3	PAOZZ	5305-00-133-3084	XD52	66289	SCREW, CAP, HEXAGON HEAD ENGINE SUPPORT		EA	4



AR701595

Figure 3. Crankcase assembly.

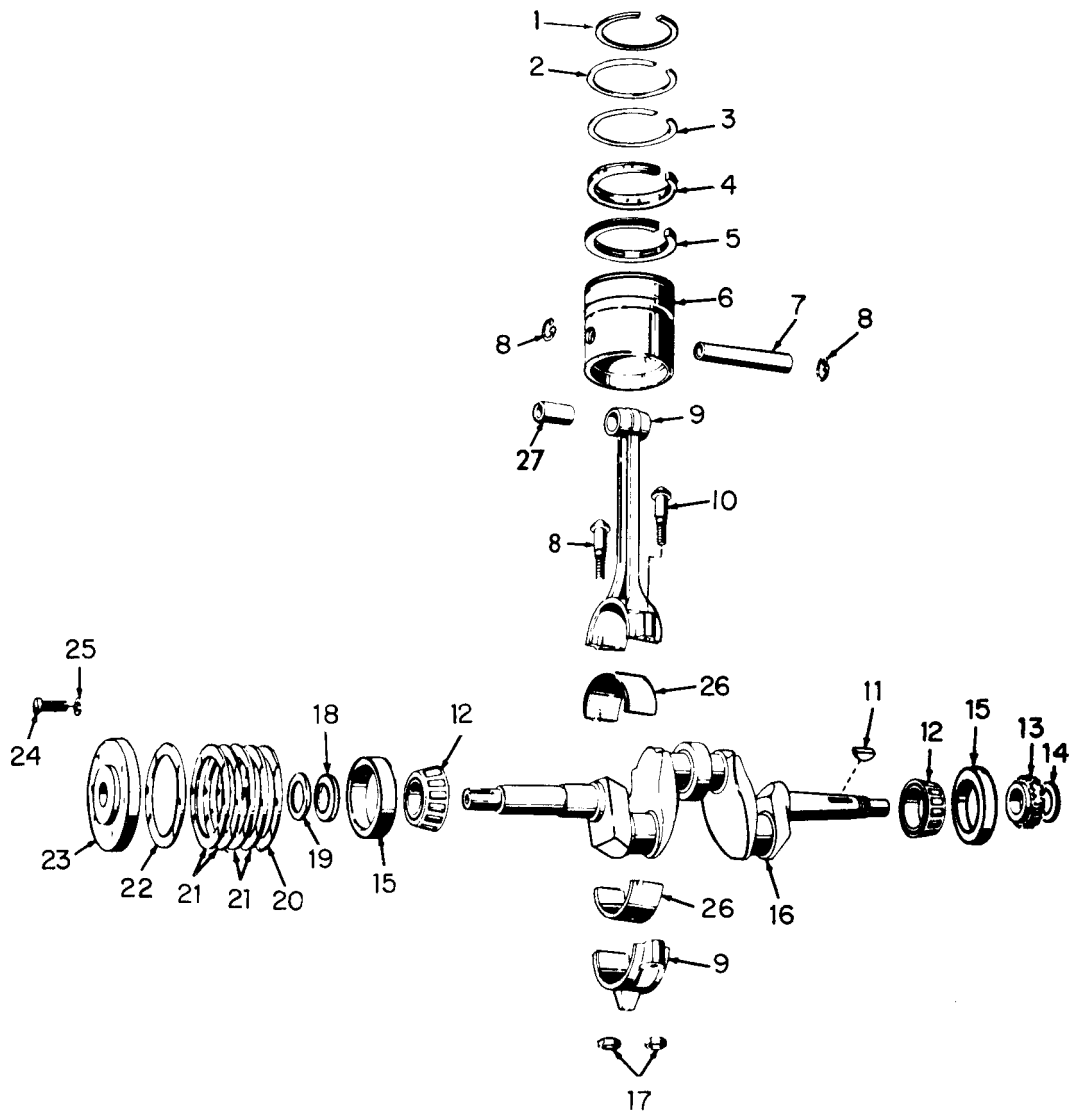
(1) ILLUSTRATION (A) FIG NO.	(2) ITEM (B) NO.	(3) SMR CODE	(4) NATIONAL STOCK NUMBER	(5) PART NUMBER	(6) FSCM	TM9-4940-421-24P DESCRIPTION	(7) USABLE ON CODE U/M	(8) QTY INC IN UNIT
GROUP 0101 CRANKCASE ASSEMBLY								
3	1	XBHZZ	BA49A	66289		CRANKCASE ASSEMBLY	EA	1
3	2	XBHZZ	SA26	66289		PLUG,EXPANSION CAMSHAFT OIL HOLE	EA	2
3	3	XBFZZ	PC435	66289		STUD,PLAIN MOUNTING CYLINDER BLOCK TO CASE	EA	12
3	4	XBFZZ	PF143	66289		PLUG CRANKCASE UPPER LH	EA	1
3	5	XBHZZ	SA58	66289		PLUG,EXPANSION CAMSHAFT END HOLE	EA	1
3	6	XBFZZ	PC396	66289		STUD,PLAIN STARTER SUPPORT BRACKET	EA	2
3	7	XBFZZ	PC111	66289		STUD,PLAIN CRANKCASE	EA	2



AR701596

Figure 4. Cylinder block and head.

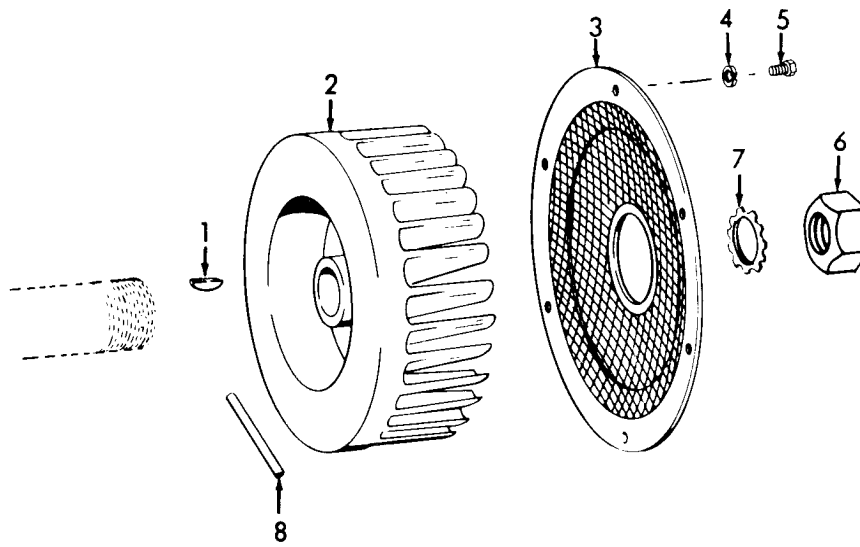
(1) ILLUSTRATION (A) FIG NO.	(2) (B) ITEM NO.	(3) SMR CODE	(4) NATIONAL STOCK NUMBER	(5) PART NUMBER	(6) FSCM	TM9-4940-421-24P DESCRIPTION	(7) USABLE ON CODE	(8) QTY INC IN UNIT
						GROUP 0101 CYLINDER BLOCK AND HEAD		
4	1	XBFZZ		AA90AS8	66289	CYLINDER BLOCK ASSEMBLY	EA	2
4	2	KFFZZ		QD632	66289	GASKET CYLINDER BASE PART OF KIT P/N	Q18C	2
4	3	PAFZZ	2805-00-277-2918	AH9	66289	LOCK,VALVE SPRING VALVE SEAT	EA	16
4	4	PAFZZ	2805-00-143-6657	AG26	66289	SEAT,COMPRESSION HEAD VALVE INTAKE	EA	4
4	4	PAFZZ	2805-00-301-2940	AG31	66289	SEAT,VALVE ROTATOR	EA	4
4	5	PAFZZ	5360-00-246-7674	AF52	66289	SPRING,VALVE INTAKE	EA	4
4	5	PAFZZ	2805-00-524-9524	AF55	66289	SPRING,VALVE EXHAUST	EA	4
4	6	KFFZZ		QD482	66289	GASKET VALVE INSPECTION COVER PART OF KIT P/N	Q18C	4
4	6	KFFZZ		QD482	66289	GASKET VALVE INSPECTION COVER	EA	4
4	7	XBOZZ		BH103	66289	PLATE,INSPECTION VALVE TAPPET,NO.1 AND 2 CYLINDER	EA	2
4	8	PAFZZ	5306-00-010-0126	XD23	66289	SCREW,CAP,HEXAGON HEAD VALVE INSPECTION COVER	EA	2
4	9	PAFZZ	5310-00-221-3129	PH14	66289	WASHER,FLAT INSPECTION PLATE TO CRANKCASE	EA	2
4	10	KFFZZ		QB83	66289	INSERT MANIFOLD GASKET PART OF KIT P/N	Q18C	6
4	10	KFFZZ		QB83	66289	INSERT MANIFOLD GASKET PART OF KIT P/N	Q27	6
4	11	XBOZZ		PC615	66289	STUD,PLAIN MANIFOLD TO CYLINDER BLOCK	EA	4
4	12	XAFZZ		AA90A	66289	BLOCK,CYLINDER	EA	1
4	13	PAFZZ	2805-00-146-8758	HG150A	66289	SEAT,VALVE INTAKE	EA	4
4	13	PAFZZ	2805-00-424-2806	HG150D	66289	SEAT,VALVE EXHAUST	EA	4
4	14	PAHZZ	2805-00-574-8855	AD42	66289	GUIDE,VALVE STEM	EA	8
4	15	PAFZZ	2805-00-424-2795	AE76D	66289	VALVE,POPPET ENGINE	EA	4
4	15	PAFZZ	2805-00-203-4026	AE76E	66289	VALVE,POPPET ENGINE	EA	4
4	16	KFFZZ		QD631	66289	GASKET CLINDER HEAD PART OF KIT P/N	Q18C	2
4	16	KFFZZ		QD631	66289	GASKET CYLINDER HEAD PART OF KIT P/N	Q27	2
4	17	PAFZZ	2805-00-524-9521	AB111	66289	CYLINDER HEAD ENGINE	EA	2
4	18	PAFZZ	5310-00-702-1797	WP6	56878	WASHER,FLAT CYLINDER HEAD MOUNTING	EA	34
4	19	PAFZZ	5306-00-207-9156	XD30	66289	BOLT,MACHINE CYLINDER HEAD MOUNTING	EA	33
4	20	PAFZZ	5305-00-472-3209	XD32	66289	SCREW,CAP,HEXAGON HEAD CYLINDER HEAD	EA	1
4	21	PAQZZ	2920-00-565-4838	D16J	11583	SPARK PLUG	EA	4
4	22	PAHZZ	5310-00-208-8700	PD13	66289	NUT,PLAIN,HEXAGON CYLINDER BLOCK MOUNTING	EA	12



AR701597

Figure 5. Crankshaft.

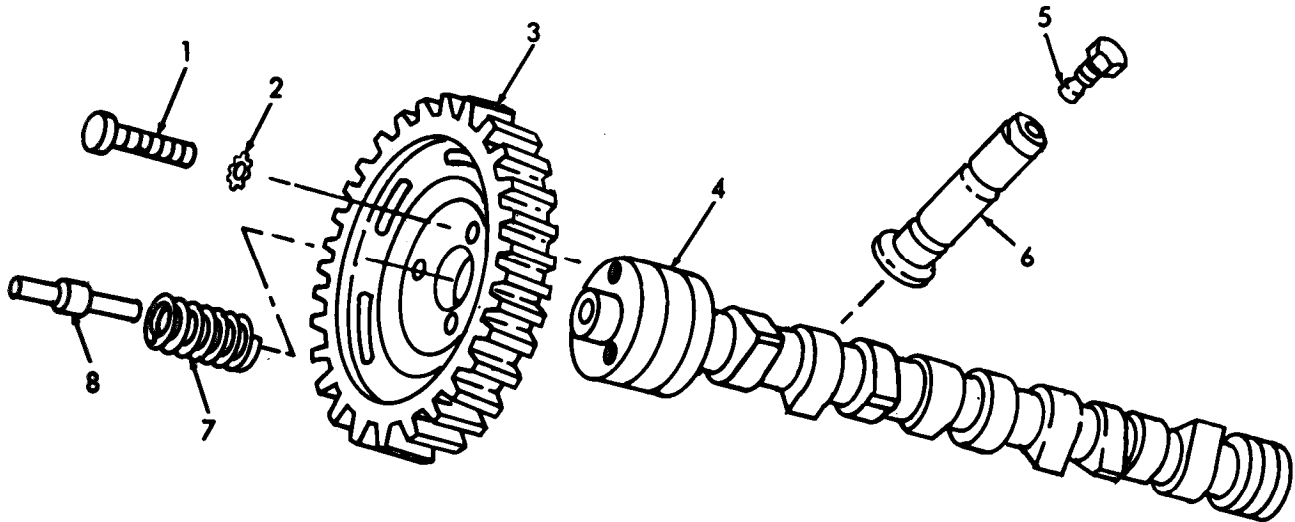
(1) ILLUSTRATION (A) FIG NO.	(2) (B) ITEM NO.	(3) SMR CODE	(4) NATIONAL STOCK NUMBER	(5) PART NUMBER	(6) FSCM	TM9-4940-421-24P DESCRIPTION	(7) USABLE ON CODE	(8) QTY INC IN UNIT
						GROUP 0102 CRANKSHAFT		
5	1	KFHZZ		DC126B	66289	RING,PISTON COMPRESSION,TOP GROOVE PART OF KIT P/N	DR15D	EA 4
5	2	KFHZZ		DC126C	66289	RING,PISTON COMPRESSION,2ND GROOVE PART OF KIT P/N	DR15D	EA 4
5	3	KFHZZ		DC345	66289	RING,PISTON SCRAPER PART OF KIT P/N	DR15D	EA 4
5	4	KDHZZ		DC346	66289	EXPANDER SCRAPER RING PART OF KIT P/N	DR15D	EA 4
5	5	KFHZZ		DC111B	66289	RING,PISTON OIL PART OF KIT P/N	DR15D	EA 4
5	6	PAHZZ	2805-00-788-0306	DB183D1	66289	PISTON,INTERNAL COMBUSTION ENGINE		EA 4
5	7	XAHZZ		DE59	66289	PIN,PISTON		EA 4
5	8	XAHZZ		PK37A	66289	RING,RETAINING PISTON PIN		EA 8
5	9	PAHZZ	2805-01-011-6348	DA66BS1	66289	ROD ASSEMBLY CONNECTING		EA 4
5	10	XAHZZ		PB146-1S1	66289	BOLT ASSEMBL CONNECTING ROD		EA 8
5	11	XAHZZ		PL49	66289	KEY,WOODRUFF CRANKSHAFT GEAR		EA 1
5	12	PAHZZ	3110-00-100-4162	ME98	66289	BEARING ASSEMBLY CRANKSHAFT		EA 2
5	13	PAHZZ	3020-00-249-9904	GA35A1	66289	GEAR,CRANKSHAFT		EA 1
5	14	XAHZZ		RK173	66289	DEFLECTOR DIRT AND LIQUID		EA 1
5	15	XAHZZ		ME98-1	66289	CUP,BEARING MAIN		EA 2
5	16	PAHZZ	2805-01-041-1473	CA69C57	66289	CRANKSHAFT ASSEMBLY		EA 1
5	17	XAHZZ		PD247	66289	NUT,HEXAGON, CONNECTING ROD BOLT		EA 8
5	18	PAFZZ	5330-00-383-3549	PH202	66289	SEAL,OIL MAIN BEARING PLATE ASSEMBLY		EA 1
5	19	PAHZZ	5330-00-383-3549	PH202	66289	SEAL,OIL MAIN BEARING		EA 1
5	20	KFHZZ		QD636B	66289	GASKET BEARING PLATE TAKE-OFF PART OF KIT P/N	Q18C	EA 3
5	21	PAHZZ	5340-00-584-1613	QF67C	66289	SHIM BEARING PLATE		EA 1
5	22	KFHZZ		QD636A	66289	GASKET BEARING PLATE TAKE-OFF PART OF KIT P/N	Q18C	EA 3
5	23	XBFZZ		BG193AS2	66289	PLATE ASSEMBLY MAIN BEARING		EA 1
5	24	PAHZZ	5305-00-269-3213	XD29	66289	SCREW,CAP,HEXAGON HEAD MAIN BEARING PLATE		EA 6
5	25	PAHZZ	5310-00-194-0021	PE5A	66289	WASHER,LOCK MAIN BEARING PLATE		EA 6
5	26	PAHZZ	3110-01-015-3254	HA135S	66289	BEARING,SHELL STANDARD SIZE		EA 4
5	27	XAHZZ		HG131C	66289	BUSHING,SLEEVE CONNECTING ROD		EA 1
5		PAHZZ	2805-00-986-1794	DR15D	66289	RING SET,PISTON		EA 1
5	1					RING,PISTON		EA 4
5	2					RING,PISTON		EA 4
5	3					RING,PISTON		EA 4
5	4					EXPANDER		EA 4
5	5					RING,PISTON		EA 4



AR701598

Figure 6. Flywheel assembly.

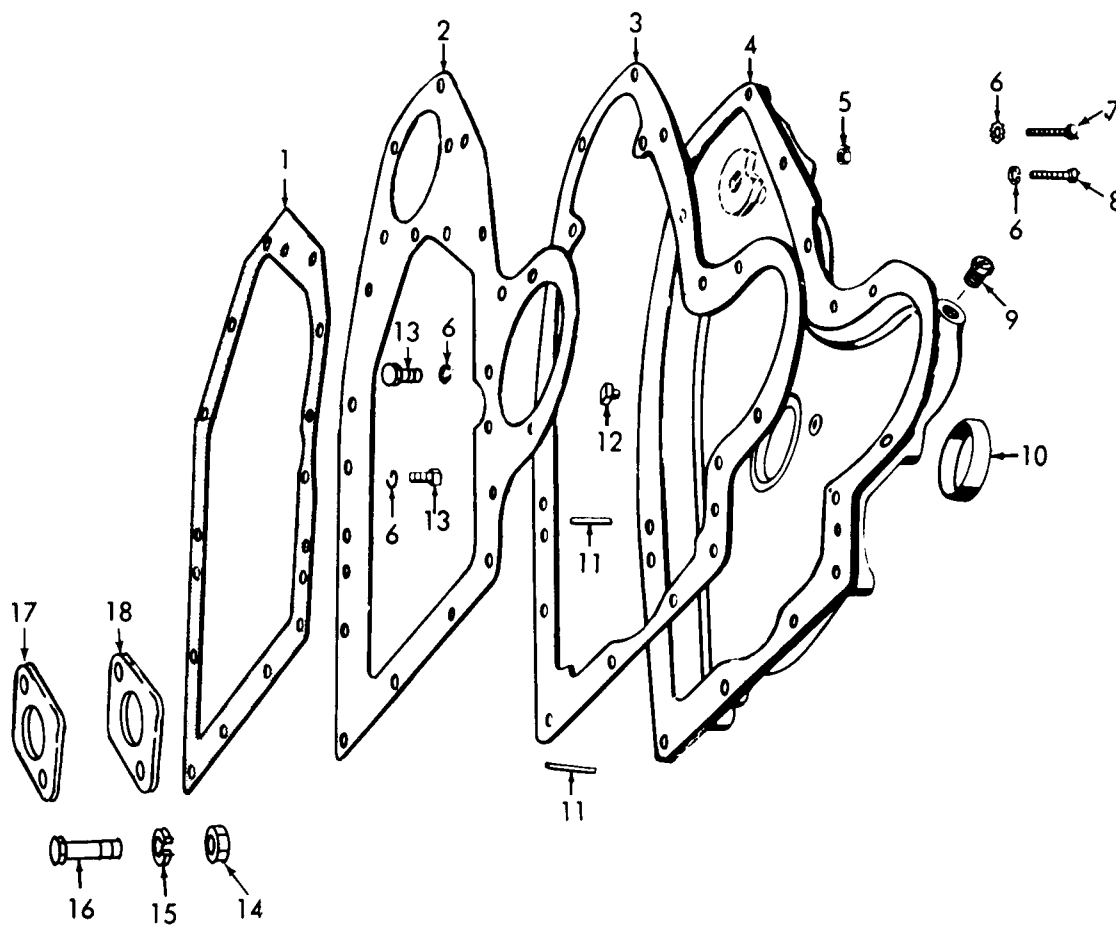
(1) ILLUSTRATION		(2)	(3)	(4)	(5)	(6)	(7)	(8)
(a) FIG NO	(b) ITEM NO	SMR CODE	NATIONAL STOCK NUMBER	PART NUMBER	FSCM	DESCRIPTION	USABLE ON CODE	QTY INC IN U M UNIT
GROUP 0102 FLYWHEEL ASSEMBLY								
6	1	XB0ZZ		PL 24	66289	KEY, WOODRUFF FLYWHEEL	EA	1
6	2	XB0ZZ		N100-9	66289	FLYWHEEL ASSEMBLY	EA	1
6	3	XB0ZZ		SE 48	66289	SCREEN, SHROUD FLYWHEEL	EA	1
6	4	PA0ZZ	5310-00-592-596	MS35338-44	96906	WASHER, LOCK FLYWHEEL SHROUD SCREEN MOUNTING	EA	8
6	5	PA0ZZ	5305-00-988-172	MS35206-279	96906	SCREW, MACHINE FLYWHEEL SHROUD SCREEN	EA	8
6	6	PAFZZ	5310-00-997-690	PD157	66289	NUT, PLAIN, HEXAGON FLYWHEEL MOUNTING	EA	1
6	7	PAFZZ	5310-00-209-358	PE65-1	66289	WASHER, LOCK FLYWHEEL MOUNTING	EA	1
6	8	XB0ZZ	5315-00-825-459	MS9047-268	96906	PIN, SPRING STARTING CRANK	EA	1



AR701599

Figure 7. Camshaft.

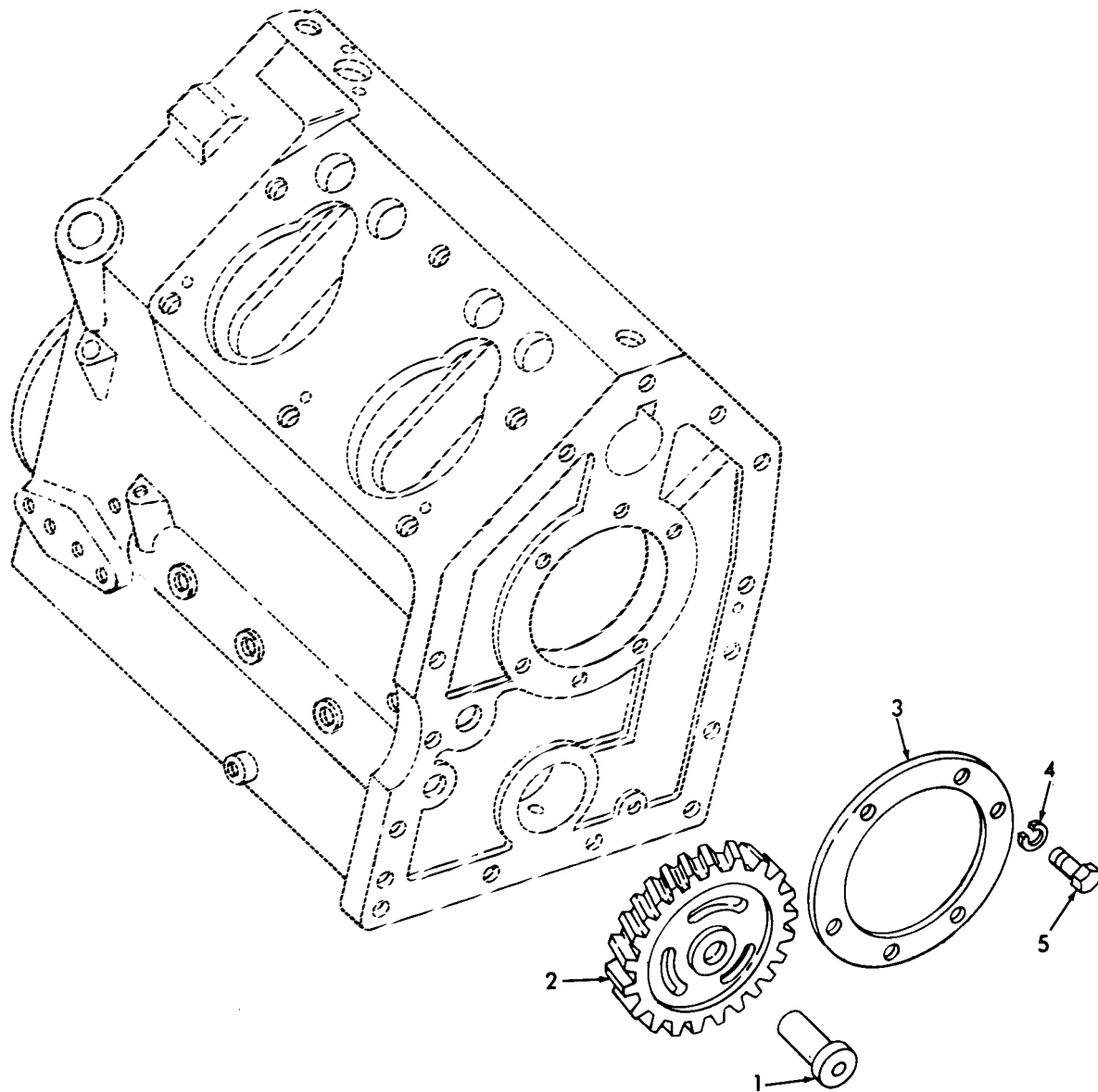
(1) ILLUSTRATION		(2)	(3)	(4)	(5)	(6)	(7)	(8)
(a) FIG NO.	(b) ITEM NO.	SMR CODE	NATIONAL STOCK NUMBER	PART NUMBER	FSCM	DESCRIPTION USABLE ON CODE	U/P	QTY INC IN UNIT
						GROUP 0102 CAMSHAFT		
7	1	PAHZZ	5306-00-206-1071	XD17	66289	SCREW, CAP, HEXAGON HEAD CAMSHAFT GEAR MOUNTING	EA	3
7	2	PAHZZ	5310-00-514-6674	MS35335-34	96906	WASHER, LOCK CAMSHAFT GEAR MOUNTING	EA	3
7	3	PAHZZ	3020-00-528-7931	G846	66289	GEAR, CAMSHAFT	EA	1
7	4	PAHZZ	2805-00-524-9552	EA112	66289	CAMSHAFT	EA	1
7	5	PAHZZ	5306-00-038-4416	PB169A	66289	BOLT, MACHINE VALVE TAPPET	EA	8
7	6	PAHZZ	2805-01-043-4765	F71	66289	TAPPET, VALVE WITH ADJUSTING SCREW	EA	8
7	7	PAHZZ	5360-00-366-6249	PH108	66289	SPRING CAMSHAFT THRUST PLUNGER	EA	1
7	8	PAHZZ	2805-00-366-6248	PF101	66289	PLUNGER, THRUST CAMSHAFT	EA	1



AR701600

Figure 8. Timing gear cover

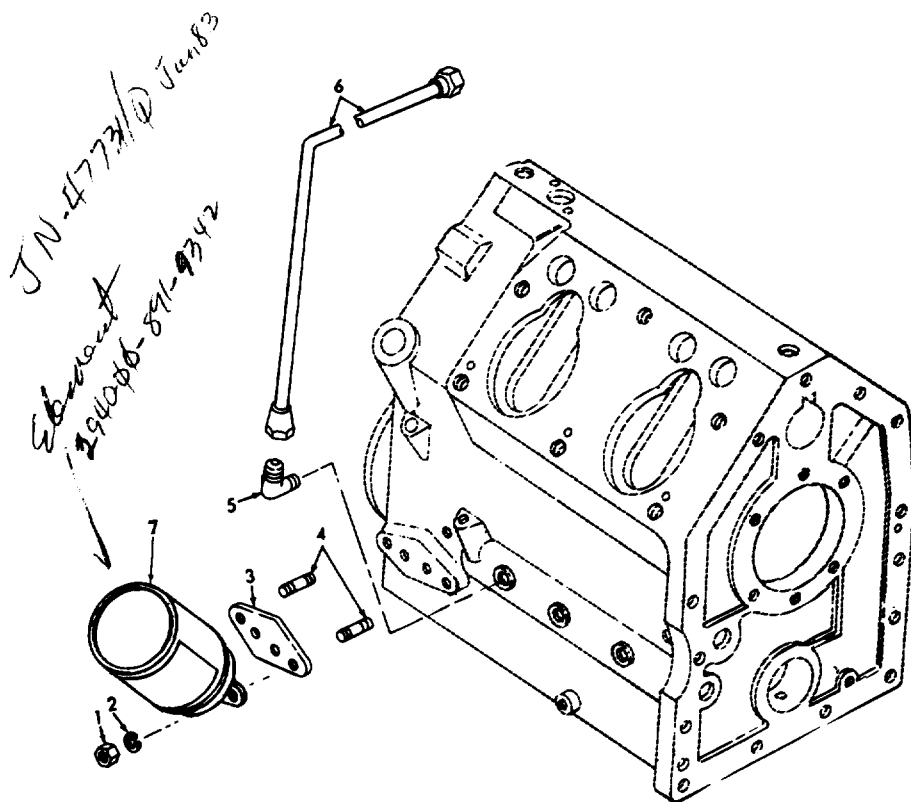
(1) ILLUSTRATION (A) FIG NO.	(2) (B) ITEM NO.	(3) SMR CODE	(4) NATIONAL STOCK NUMBER	(5) PART NUMBER	(6) TM9-4940-421-24P DESCRIPTION FSCM	(7) USABLE ON CODE	(8) QTY INC IN UNIT
					GROUP 0102 TIMING GEAR COVER		
8	1	KFFZZ		QD633	66289 GASKET CRANKCASE TO SPACER PART OF KIT P/N	Q18C	EA 1
8	2	XBFFZZ		WE243	66289 SPACER,GEAR COVER		EA 1
8	3	KFFZZ		QD634	66289 GASKET GEAR COVER PART OF KIT P/N	Q18C	EA 1
8	4	XBHZZ		BD101B3S1	66289 COVER ASSEMBLY,GEAR		EA 1
8	5	PAFZZ	5310-00-880-7744	MS51967-5	96906 NUT,PLAIN,HEXAGON SPACER TO GEAR COVER		EA 1
8	6	PAFZZ	5310-00-407-9566	MS35338-45	96906 WASHER,LOCK GEAR COVER AND SPACER MOUNTING		EA 17
8	7	PAFZZ	5306-00-206-1071	XD17	66289 SCREW,CAP,HEXAGON HEAD SPACER TO GEAR COVER		EA 1
8	8	PAFZZ	5305-00-225-9081	MS90725-36	96906 SCREW,CAP,HEXAGON GEAR COVER MOUNTING		EA 10
8	9	XBHZZ		XK3	66289 PLUG,PIPE GEAR COVER		EA 1
8	10	PAFZZ	5330-00-291-1695	PH269	66289 SEAL,PLAIN ENCASED CRANKSHAFT,FLYWHEEL END		EA 1
8	11	XBHZZ		PA291	66289 PIN,DOWEL GEAR COVER TO CASE		EA 2
8	12	XBHZZ		PF52	66289 BUTTON CAMSHAFT THRUST PLUNGER		EA 1
8	13	PAFZZ	5306-00-225-8497	MS90725-32	96906 BOLT,MACHINE SPACER TO GEAR COVER		EA 6
8	14	PAFZZ	5310-00-732-0558	PD79	66289 NUT,PLAIN,HEXAGON FLANGE COVER		EA 2
8	15	PAFZZ	5310-00-194-0021	PE5A	66289 WASHER,LOCK FLANGE COVER MOUNTING		EA 2
8	16	PAFZZ	5305-00-269-3215	MS90725-65	96906 SCREW,CAP,HEXAGON HEAD FLANGE COVER MOUNTING		EA 2
8	17	XBFFZZ		BH162	66289 COVER,MAGNETO FLANGE		EA 1
8	18	KFFZZ		QD616	66289 GASKET FLANGE COVER PART OF KIT P/N	Q18C	EA 1



AR701601

Figure 9. idler gear and stud.

(1) ILLUSTRATION (A) FIG NO.	(2) ITEM (B) NO.	(3) SMR CODE	(4) NATIONAL STOCK NUMBER	(5) PART NUMBER	(6) FSCM	(7) DESCRIPTION USABLE ON CODE U/M	(8) QTY INC IN UNIT
						TM9-4940-421-24P	
						GROUP 0102 IDLER GEAR AND STUD	
9	1	XBZZ		PJ105	66289	STUD, PLAIN IDLER GEAR	EA 1
9	2	PAZZ	3020-00-174-5508	GC28	66289	GEAR, IDLER	EA 1
9	3	XBZZ		BG223	66289	PLATE, BEARING RETAINER FLYWHEEL END	EA 1
9	4	PAZZ	5310-00-407-9566	MS35338-45	96906	WASHER, LOCK BEARING PLATE MOUNTING	EA 4
9	5	PAZZ	5306-00-206-1071	XD17	66289	SCREW, CAP, HEXAGON HEAD BEARING RETAINER	EA 4



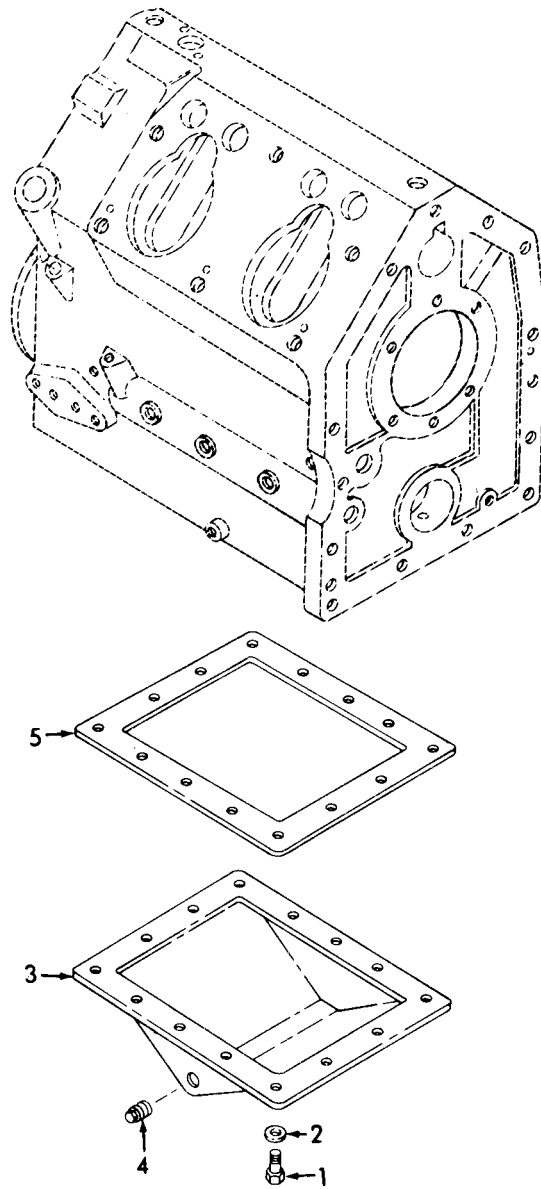
AR 912218

Figure 10. oil filter mounting

(1) ILLUSTRATION		(2)	(3)	(4)	(5)	(6)	(7)	(8)
(a) FIG NO.	(b) TEM NO.	SMR CODE	NATIONAL STOCK NUMBER	PART NUMBER	FSCM	DESCRIPTION USABLE ON CODE	U/A	QTY INC IN UNIT
						GROUP 0103 ENGINE LUBRICATION SYSTEM		
						OIL FILTER MOUNTING		
10	1	PAOZZ	5310-00-188-7848	1B4202	11083	NUT, PLAIN, HEXAGON OIL FILTER MTG	EA	2
10	2	PAOZZ	5310-00-407-9566	MS35338-45	96906	WASHER, LOCK OIL FILTER MOUNTING	EA	2
10	3	KFOZZ		QD595A	66289	GASKET OIL FILTER MOUNTING	EA	1
10	4	XBFZZ		PC112	66289	STUD, PLAIN OIL FILTER	EA	2
10	5	XBOZZ		RF1225	66289	ELBOW CRANKCASE OIL LINE	EA	1
10	6	PAOZZ	4710-00-366-6289	RM980	66289	TUBE ASSEMBLY CRANKCASE TO GOVERNOR	EA	1
10	7	PAOZZ	2940-00-891-9342	RV 40	66289	FILTER, OIL	EA	1

24/25 blank

Change 1



AR701603

Figure 11. Oil pan.

(1) ILLUSTRATION (A) FIG NO.	(2) (B) ITEM NO.	(3) SMR CODE	(3) NATIONAL STOCK NUMBER	(4) PART NUMBER	(5) FSCM	TM9-4940-421-24P DESCRIPTION	(7) USABLE ON CODE	(8) QTY INC IN UNIT
						GROUP 0103 OIL PAN		
11	1	PAFZZ	5306-00-776-8025	XD14	66289	SCREW,MACHINE CRANKCASE BOTTOM COVER PLATE	EA	14
11	2	PAFZZ	5310-00-407-9566	MS35338-45	96906	WASHER,LOCK BOTTOM COVER MOUNTING	EA	14
11	3	XBFZZ		BH155A	66289	PLATE,COVER CRANKCASE BOTTOM	EA	1
11	4	XBOZZ	4730-00-834-6187	WWP471	03958	PLUG,PIPE OIL DRAIN	EA	1
11	5	KFFZZ		QD635	66289	GASKET BOTTOM COVER PLATE PART OF KIT P/N	Q18C EA	1

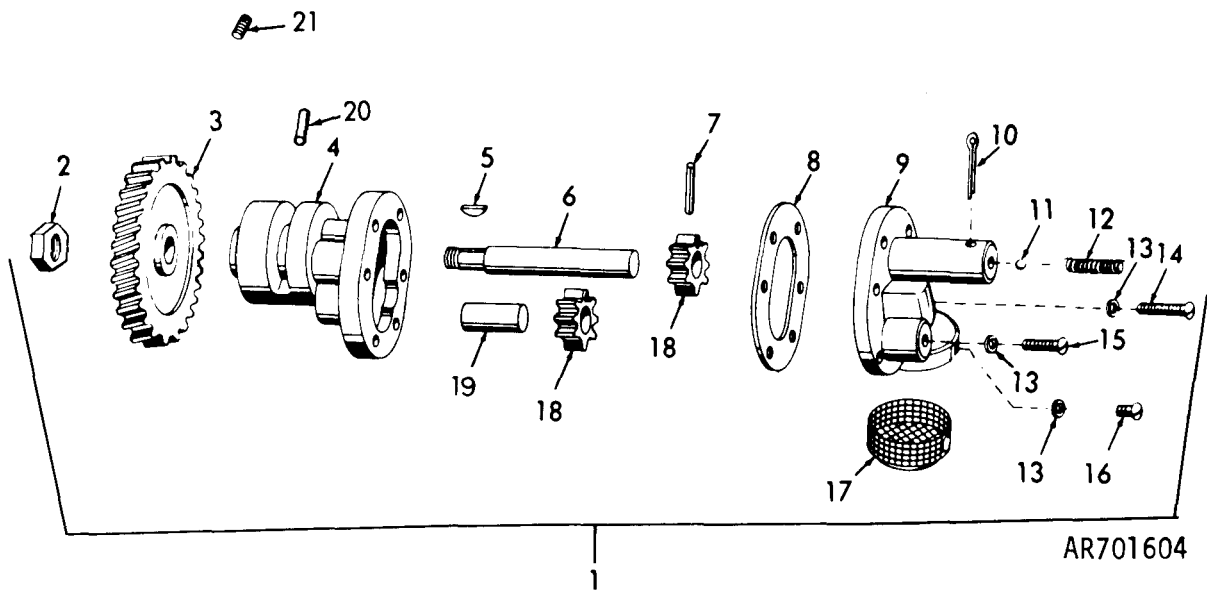


Figure 12. Oil pump.

(1) ILLUSTRATION		(2)	(3)	(4)	(5)	(6)	(7)	(8)
(a) FIG NO	(b) ITEM NO	SMR CODE	NATIONAL STOCK NUMBER	PART NUMBER	FSCM	DESCRIPTION	U M	QTY INC IN UNIT
						GROUP 0103 OIL PUMP		
12	1	PAFZZ	4320-00-353-5884	K95L	66289	PUMP ASSEMBLY OIL	EA	1
12	2	PAFZZ	5310-00-619-4965	PD195	66289	NUT, SELF-LOCKING, HEXAGON OIL PUMP GEAR MOUNTING	EA	1
12	3	XAFZZ		JD94C	66289	GEAR, OIL PUMP	EA	1
12	4	XAFZZ		KA61DS1	66289	BODY, PUMP OIL	EA	1
12	5	XAFZZ		PL137	66289	KEY, WOODRUFF OIL PUMP GEAR	EA	1
12	6	XAFZZ		KD12151	66289	SHAFT, DRIVE OIL PUMP	EA	1
12	7	XAFZZ		PA64	66289	PIN, STRAIGHT, HEADLESS OIL PUMP GEAR	EA	1
12	8	XAFZZ		QD535A	66289	GASKET OIL PUMP COVER	EA	1
12	9	XAFZZ		KB4252	66289	COVER ASSEMBLY OIL PUMP	EA	1
12	10	PAFZZ	5315-00-839-5822	X1-16	66289	PIN, COTTER OIL PUMP RELIEF VALVE SPRING	EA	1
12	11	XAFZZ		ME60	66289	BALL, STEEL OIL PUMP RELIEF VALVE	EA	1
12	12	PAFZZ	5360-00-253-6915	PM111	66289	SPRING OIL PUMP RELIEF VALVE	EA	1
12	13	PAFZZ	5310-00-045-3296	MS35338-43	96906	WASHER, LOCK OIL PUMP COVER MOUNTING	EA	6
12	14	PAFZZ	5305-00-989-7434	MS35207-263	96906	SCREW, MACHINE OIL PUMP COVER MOUNTING	EA	4
12	15	PAFZZ	5305-00-995-3442	MS35207-268	96906	SCREW, MACHINE OIL PUMP COVER MOUNTING	EA	2
12	16	PAFZZ	5305-00-206-2508	MS35215-53	96906	SCREW, MACHINE OIL PUMP SCREEN MOUNTING	EA	1
12	17	XAFZZ		RD112	66289	SCREEN OIL PUMP	EA	1
12	18	XAFZZ		KC56A	66289	GEAR OIL PUMP	EA	2
12	19	XAFZZ		KD122A	66289	SHAFT OIL PUMP	EA	1
12	20	X3HZZ		RF1121	66289	NOZZLE, OIL SPRAY	EA	4
12	21	PAFZZ	5305-00-428-2151	PI143B	66289	SCREW, MACHINE OIL PUMP, LOCKING	EA	1

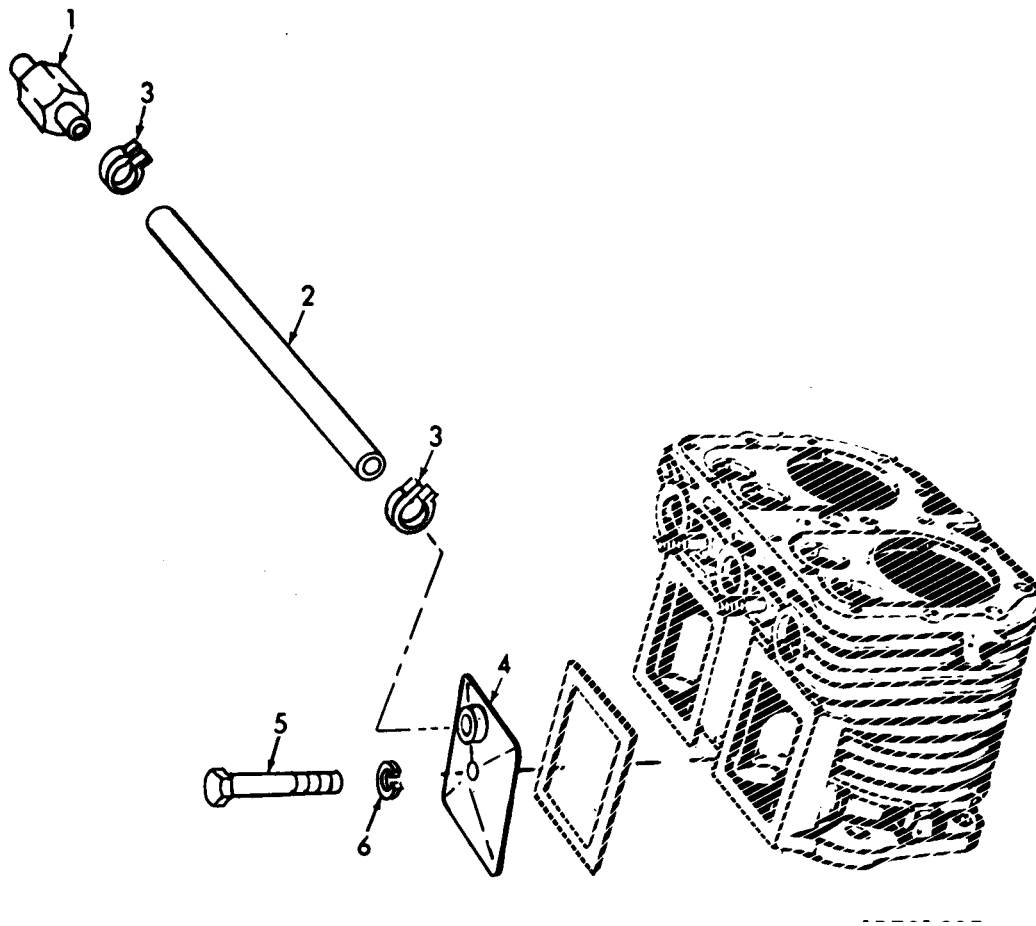
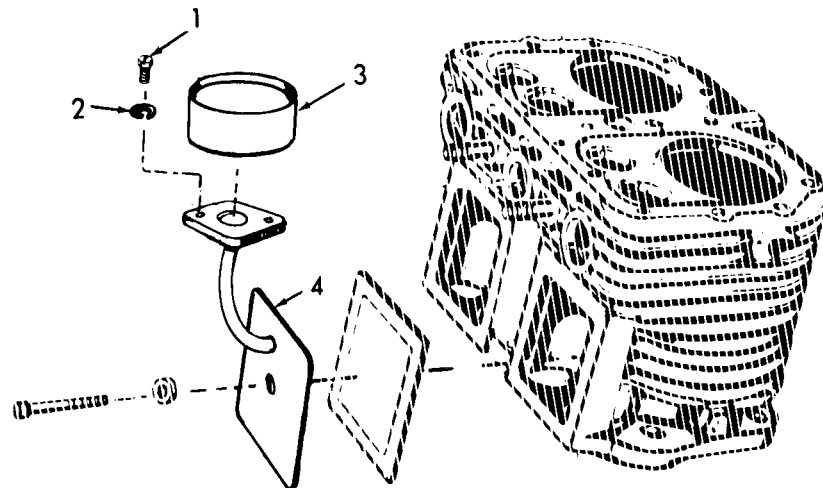


Figure 13. PCV valve.

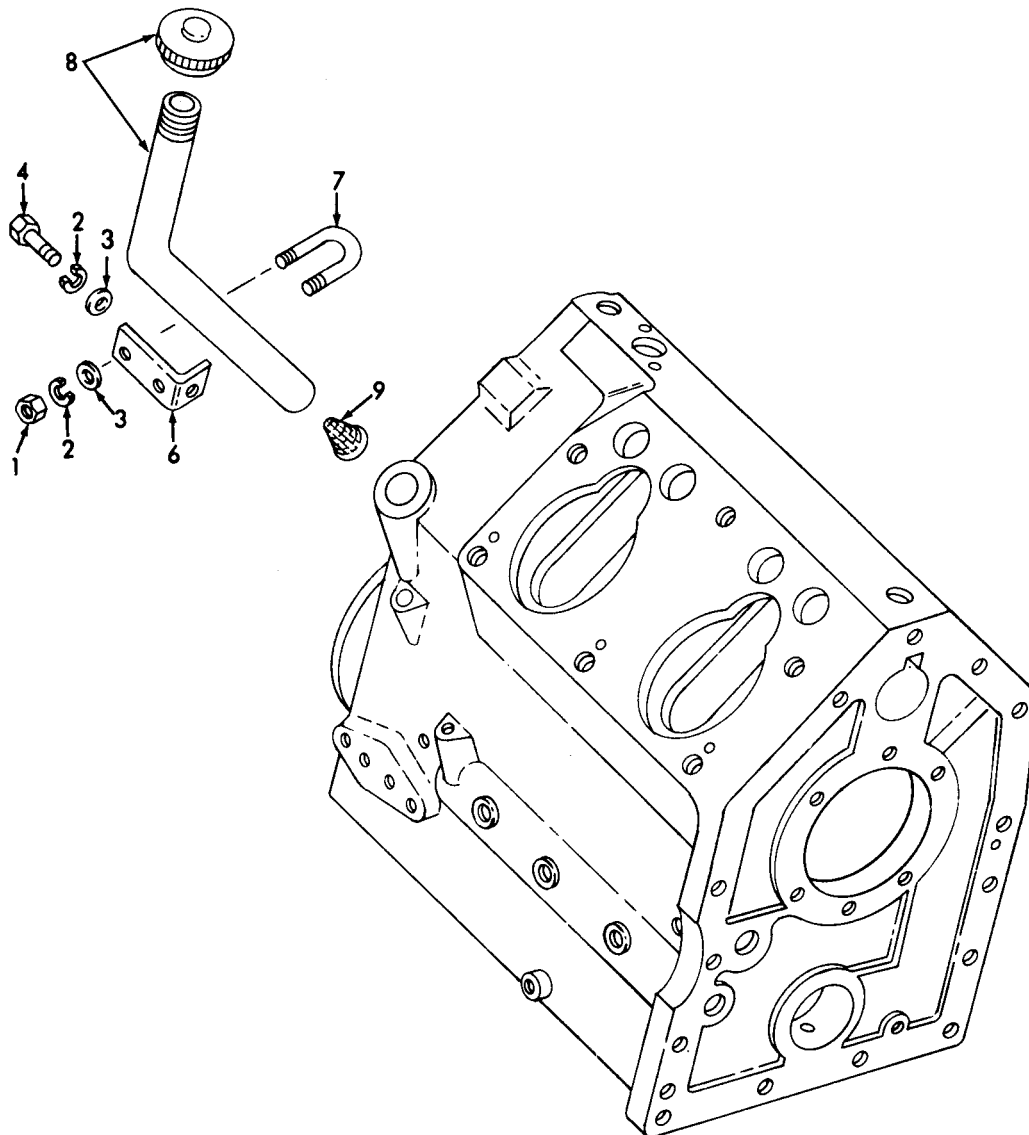
(1) ILLUSTRATION		(2)	(3)	(4)	(5)	(6)	(7)	(8)
(a) FIG NO.	(b) ITEM NO.	SMR CODE	NATIONAL STOCK NUMBER	PART NUMBER	FSCM	DESCRIPTION	U/M	QTY INC IN UNIT
						USABLE ON CODE		
						GROUP 0103 PCVVALVE		
13	1	PAQZZ	4820-01-039-9781	L0201	66289	VALVE POSITIVE CRANKCASE VENTILATION	EA	1
13	2	PAQZZ	4720-00-900-8634	ZZH428	81348	HOSE BREATHER	EA	1
13	3	XBOZZ		LK33	66289	CLAMP,HOSE BREATHER LINE	EA	2
13	4	XBFZZ		SA156A	66289	COVER ASSEMBLY NO.3 CYLINDER	EA	1
13	5	PAQZZ	5306-00-2C7-9151	X022	66289	SCREW,CAP,HEXAGONHEAD POSITIVE CRANKCASE VALVE INSPECTION COVER	EA	2
13	6	PAQZZ	5310-00-221-3129	PH14	66289	WASHER,FLAT VALVE INSPECTION COVER	EA	4



AR701606

Figure 14. Crankcase breather.

(1)		(2)	(3)	(4)	(5)	(6)	(7)	(8)
ILLUSTRATION			NATIONAL STOCK	PART NUMBER	FSCM	DESCRIPTION	U/M	QTY INC IN UNIT
(a) FIG NO	(b) TEM NO	SMR CODE					USABLE ON CODE	
GROUP 0103 CRANKCASEBREATHER								
14		PA02Z	305-00-989-7434	1535207-263		16906 SCREW, MACHINE BREATHER MOUNTING	EA	2
14		PA02Z	310-00-045-3291	1535338-43		16906 WASHER, LOCK BREATHER MOUNTING	EA	2
14		XB01Z		0202		16289 BREATHER	EA	1
14		XB07Z		1A156H		16289 COVER ASSEMBLY NO. 4 CYLINDER	EA	1



AR701607

Figure 15. Oil filter mounting tube and bracket.

(1)	(2)	(3)	(4)	(5)	TM9-4940-421-24P	(7)	(8)
ILLUSTRATION (A) FIG NO.	(B) ITEM NO.	SMR CODE	NATIONAL STOCK NUMBER	PART NUMBER	FSCM	DESCRIPTION	QTY INC IN UNIT
						USABLE ON CODE U/M	
						GROUP 0103 OIL FILTER MOUNTING TUBE AND BRACKET	
15	1	PAOZZ	5310-00-761-6882	MS51967-2	96906	NUT,PLAIN,HEXAGON OIL FILLER TUBE U BOLT	EA 2
15	2	PAOZZ	5310-00-582-5965	MS35338-44	96906	WASHER,LOCK OIL FILLER TUBE U BOLT	EA 2
15	3	PAOZZ	5310-00-141-1795	AN960-416	88044	WASHER,FLAT OIL FILLER TUBE U BOLT	EA 2
15	4	PAOZZ	5305-00-343-3303	XD175	66289	SCREW,CAP,HEXAGON HEAD OIL FILLER TUBE U BOLT BRACKET	EA 1
15	5	PAOZZ	5310-00-217-7810	2W1-17-20-63	43999	WASHER,FLAT OIL FILLER TUBE U BOLT	EA 2
15	6	XBOZZ		PG1209	66289	BRACKET OIL FILLER TUBE	EA 1
15	7	XBOZZ		P1224	66289	U BOLT OIL FILLER TUBE	EA 1
15	8	XBOZZ		R109D	66289	TUBE ASSEMBLY, OIL FILLER	EA 1
15	9	PAOZZ	2805-00-360-8326	RC91	66289	SCREEN,OIL FILLER	EA 1

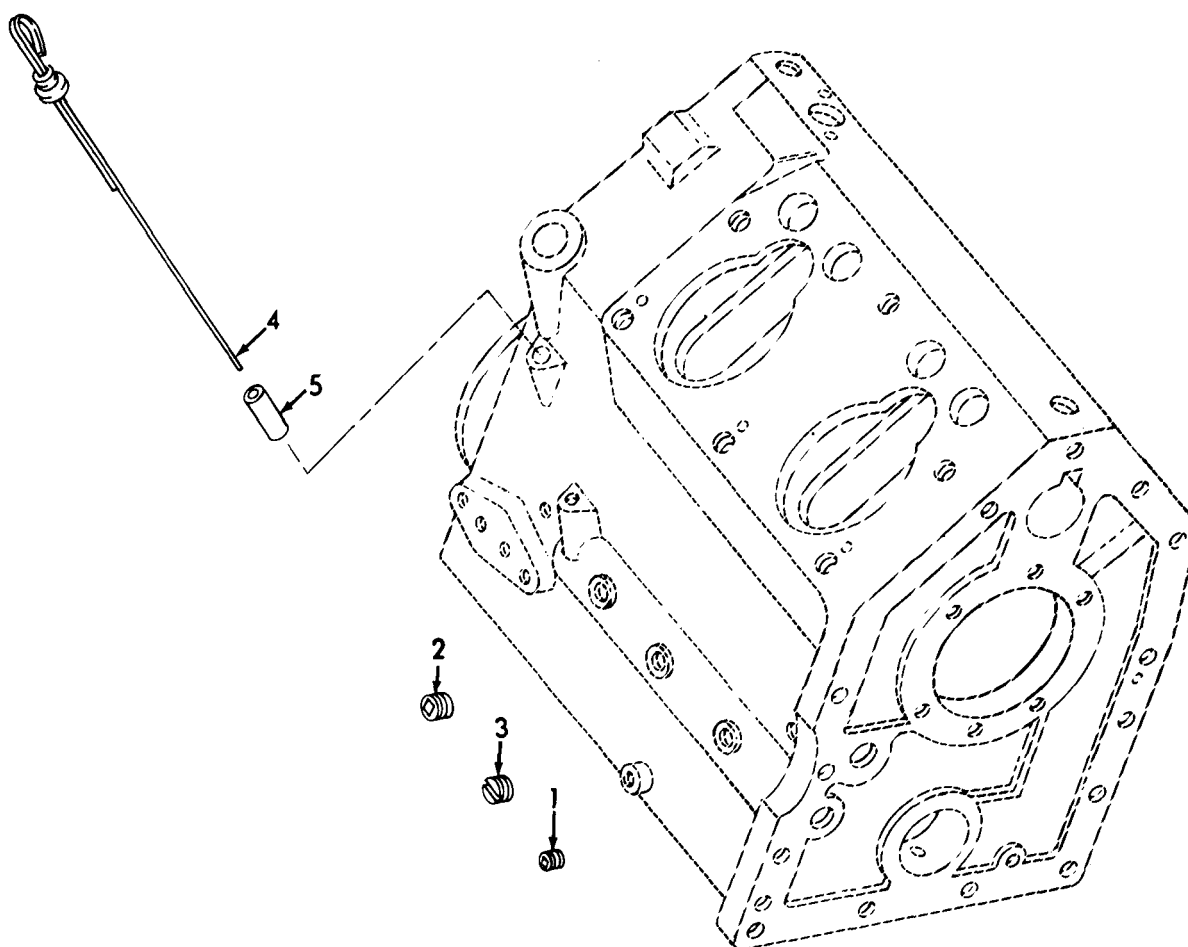
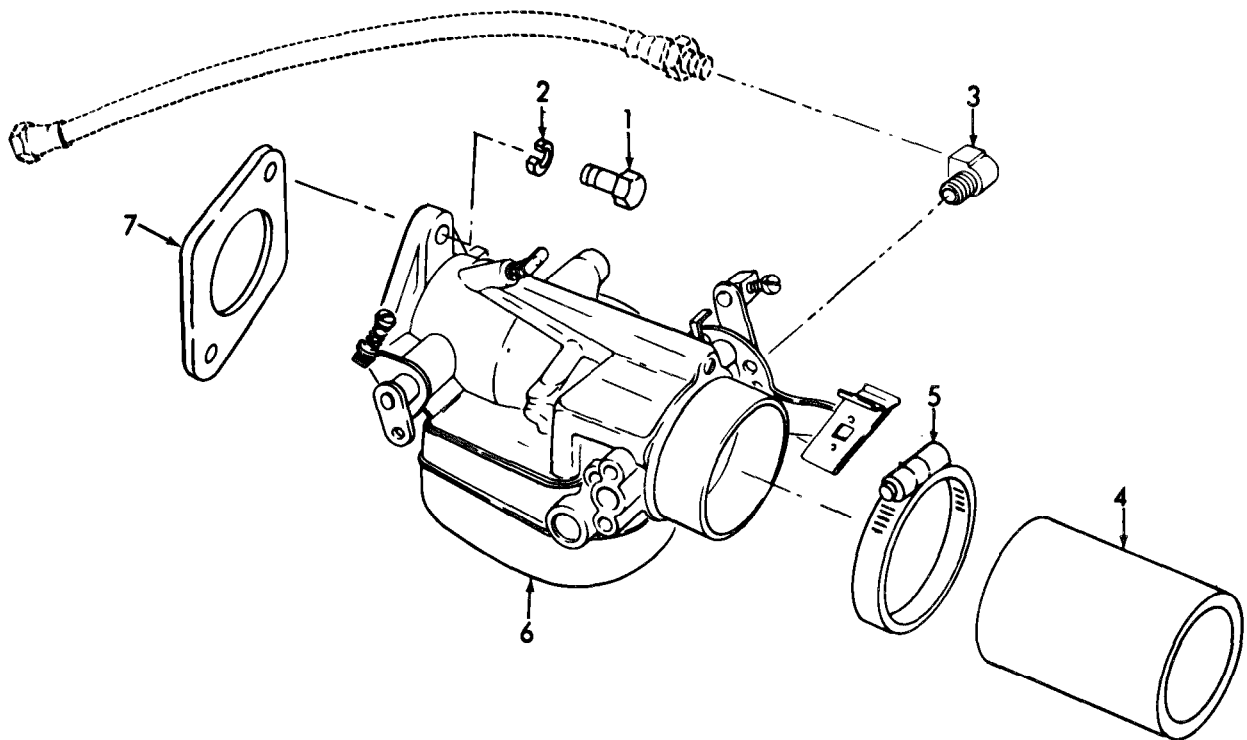


Figure 16. Dipstick and Plugs

AR701608

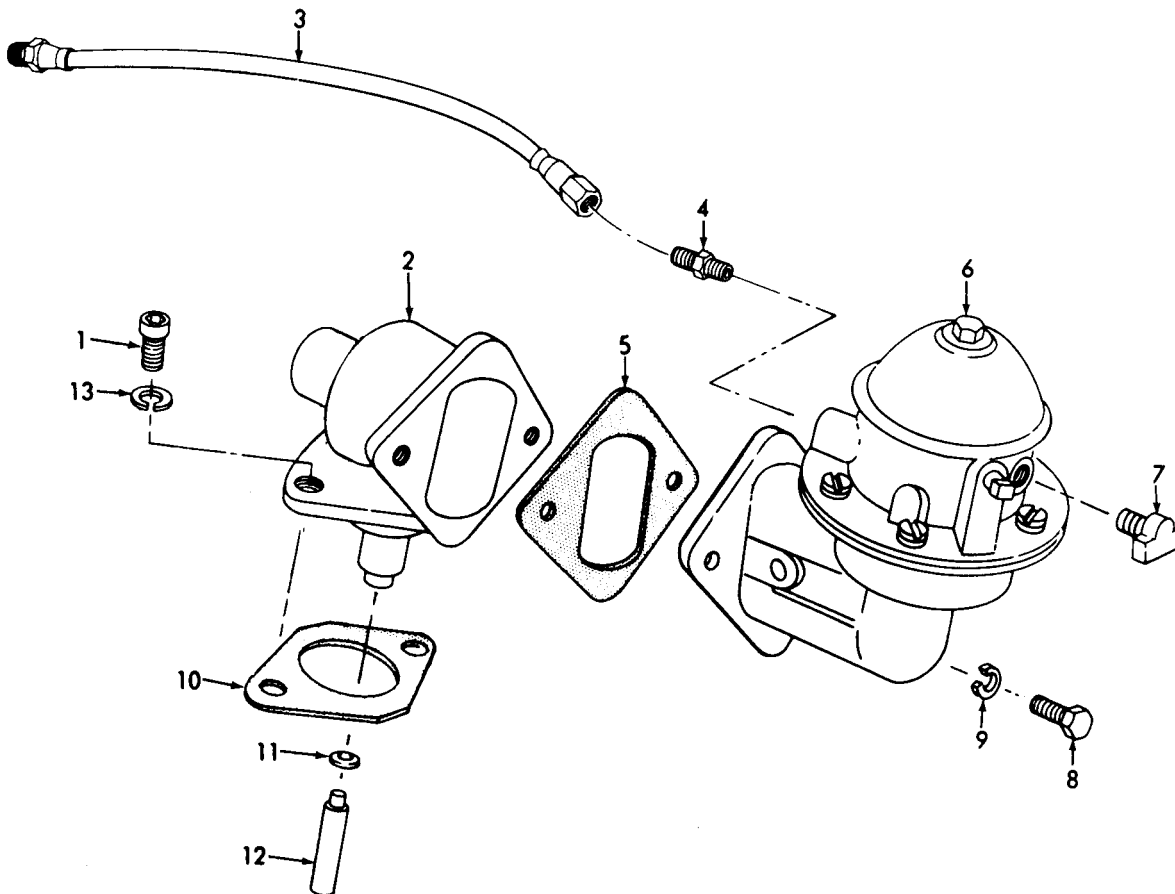
(1) ILLUSTRATION		(2)	(3)	(4)	(5)	(6)	(7)	(8)
(a) FIG NO	(b) TEM NO	SMR CODE	NATIONAL STOCK NUMBER	PART NUMBER	FSCM	DESCRIPTION	U/S U/I	QTY INC IN UNIT
USABLE ON CODE								
GROUP 0103 DIPSTICK AND PLUGS								
16	1	PAFZZ	5305-00-724-5858	MS51963-83	96906	SETSCREW IDLER MOUNTING	EA	1
16	2	XBFZZ	4730-00-278-3397	PF18	66289	PLUG, PIPE CRANKCASE ASSEMBLY	EA	7
16	3	XBFZZ		XK121	66289	PLUG, PIPE OIL HEADER	EA	1
16	4	PA0ZZ	6680-00-173-2455	RJ173	66289	GAGE, OIL LEVEL	EA	1
16	5	XBFZZ		RF1495A	66289	TUBE, ADAPTER OIL LEVEL GAGE	EA	1



AR701609

Figure 17. Carburetor.

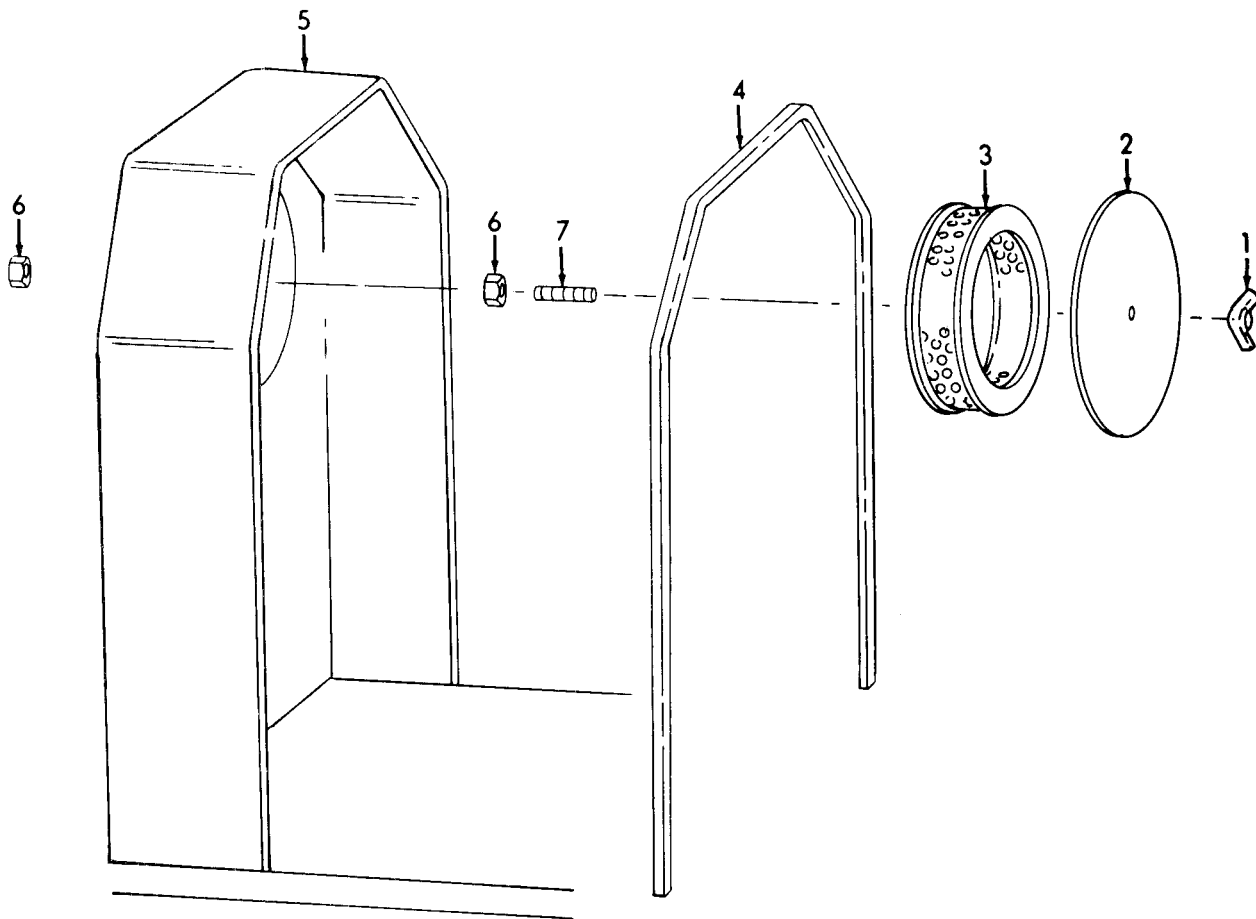
(1) ILLUSTRATION FIG NO.	(2) ITEM NO.	(3) SMR CODE	(4) NATIONAL STOCK NUMBER	(5) PART NUMBER	(6) FSCM	(7) DESCRIPTION USABLE ON CODE	(8) QTY INC IN UNIT
						GROUP 0104 FUELSYSTEM CARBURATOR	
17	1	PAOZZ	5305-00-225-9091	MS9J725-36		SCREW,CAP,HEXAGON CARBURETORMOUNTING	EA 2
17	2	PAOZZ	5310-00-407-9566	MS35338-45		WASHER,LOCK CARBURETOR MOUNTING	EA 2
17	3	PAOZZ	4730-C0-231-5605	AN914-1		ELBOW CARBURATOR FUELLINE	EA 1
17	4	PAOZZ	4720-00-278-1110	13642P		HOSE,RUBBER CARBURATOR	EA 1
17	5	PAOZZ	4730-00-909-8627	MS35342-13		CLAMP,HOSE	EA 2
17	6	PAOZZ	2910-00-255-2298	VH69A		CARBURETORASSEMBLY FUEL	EA 1
17	7	KFOZA		QC12A		GASKET CARBURATOR PART OF KIT P/N Q18C	EA 3
17	8	PAOZZ	2910-01-011-4424	46-296-776A		KIT REPAIR CARBURATOR	EA 1
17	9	PAOZZ	2910-00-030-3580	16-649		GASKET SET CARBURATOR	EA 1



AR701610

Figure 18. Fuel pump.

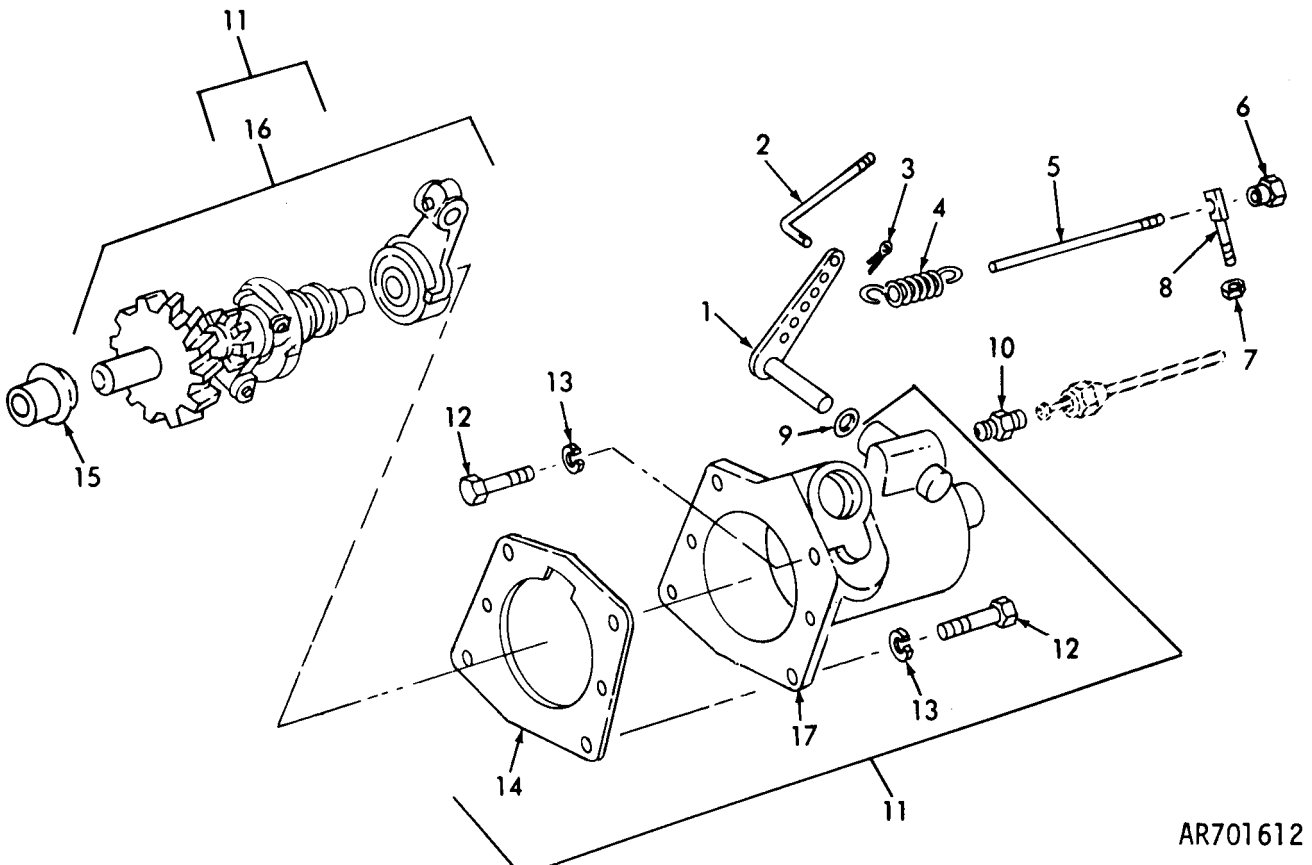
(1) ILLUSTRATION (A) FIG NO.	(2) (B) ITEM NO.	(3) SMR CODE	(3) NATIONAL STOCK NUMBER	(4) PART NUMBER	(5) TM9-4940-421-24P DESCRIPTION FSCM	(7) USABLE ON CODE U/M	(8) QTY INC IN UNIT
					GROUP 0104 FUEL PUMP		
18	1	PAOZZ	5306-01-040-4643	XD-6	66289 SCREW,CAP,HEXAGON HEAD FUEL PUMP ADAPTER MOUNTING	EA	2
18	2	XBOZZ		TF96-19	66289 ADAPTER ASSEMBLY FUEL PUMP	EA	1
18	3	PAOZZ	4720-00-820-1063	RM1049B	66289 TUBE ASSEMBLY PUMP TO CARBURETOR	EA	1
18	4	XBOZZ	4730-00-266-0532	RF269	66289 ADAPTER,STRAIGHT,PIPE TO TUBE FUEL PUMP OUTLET	EA	1
18	5	KFOZZ		QD538A	66289 GASKET FUEL PUMP MOUNTING PART OF KIT P/N	Q18C	EA 1
18	6	PAOZZ	2910-00-030-1505	LP38ES1	66289 PUMP ASSEMBLY FUEL	EA	1
18	7	XBOZZ	4730-00-287-1649	XK38	66289 ELBOW,PIPE FUEL PUMP INLET	EA	1
18	8	PAOZZ	5306-00-225-8497	MS90725-32	96906 BOLT,MACHINE FUEL PUMP MOUNTING	EA	2
18	9	PAOZZ	5310-00-407-9566	MS35338-45	96906 WASHER,LOCK FUEL PUMP MOUNTING	EA	2
18	10	KFOZZ		QD67	66289 GASKET FUEL PUMP ADAPTER PART OF KIT P/N	Q18C	EA 1
18	11	XBOZZ		TA116	66289 CAP,PLUNGER FUEL PUMP	EA	1
18	12	XBFZZ		TA111A1	66289 PLUNGER FUEL PUMP ADAPTER	EA	1
18	13	PAOZZ	5310-00-582-5965	MS35338-44	96906 WASHER,LOCK FUEL PUMP ADAPTER	EA	2
18	14	PAOZZ	2910-00-407-9272	LQ46	66289 KIT,REPAIR FUEL PUMP	EA	1



AR701611

Figure 19. Air cleaner.

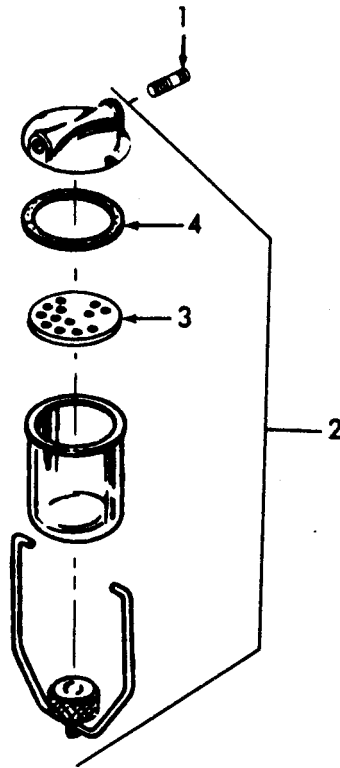
(1)		(2)	(3)	(4)	(5)	(6)	(7)	(8)
ILLUSTRATION						DESCRIPTION		QTY
(a)	(b)	SMR	NATIONAL	PART	FSCM		U/M	INC
FIG	ITEM	CODE	STOCK	NUMBER				
NO	NO		NUMBER					
						GROUP 0105 AIR CLEANER		
19	1	PAC/Z	5310-01-040-1009	1321BF323-1423	97403	NUT, PLAIN, WING	EA	1
19	2	XBOZZ		11020916	19204	PLATE, AIR CLEANER	EA	1
19	3	PAQZZ	2940-00-910-1413	A131C	70040	FILTER, AIR INTAKE	EA	1
19	4	PAQZZ	5330-00-891-5573	ZX210R	76385	GASKET	EA	1
19	5	XBOZZ		11020915	19205	DUCT, AIR INTAKE	EA	1
19	6	PAQZZ	5310-00-761-0882	MS51967-2	96906	NUT, PLAIN, HEXAGON	EA	2
19	7	XBOZZ		11020953	19204	ROD, THREADED	EA	1



AR701612

Figure 20. Governor assembly.

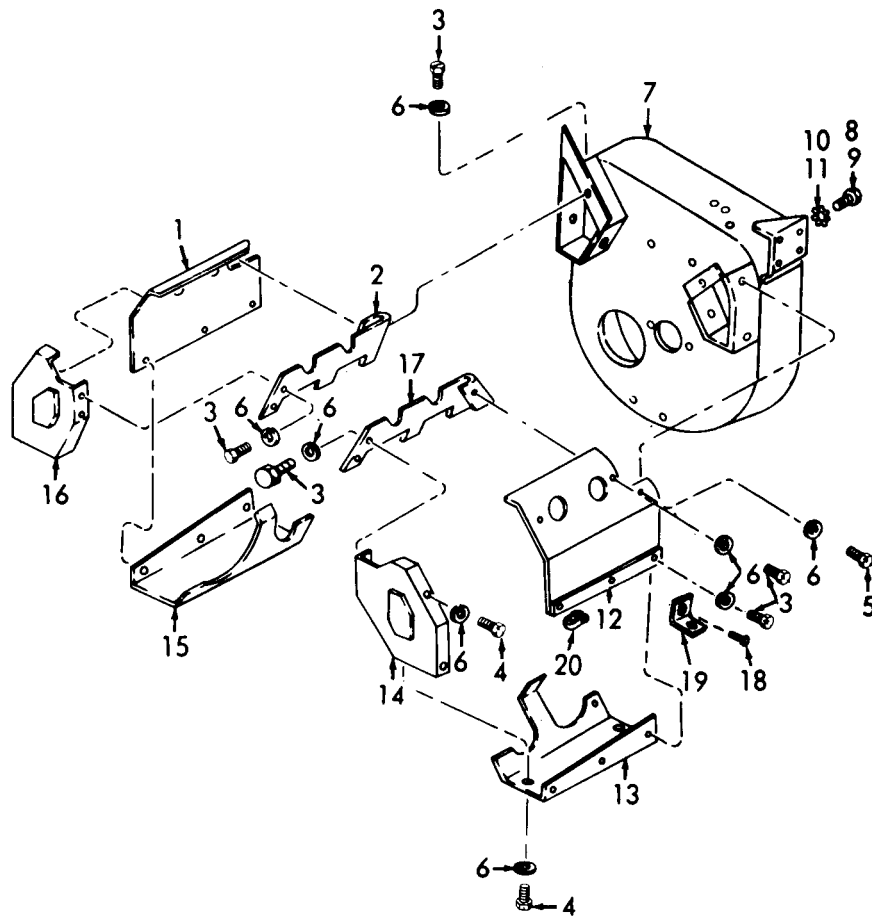
(1) ILLUSTRATION (A) FIG NO.	(2) (B) ITEM NO.	(3) SMR CODE	(4) NATIONAL STOCK NUMBER	(5) PART NUMBER	(6) FSCM	TM9-4940-421-24P DESCRIPTION	(7) USABLE ON CODE	(8) QTY INC IN UNIT
						GROUP 0106 ENGINE SPEED GOVERNOR AND CONTROLS GOVERNOR ASSEMBLY		
20	1	XAOZZ		TC398-29	66289	CROSS SHAFT GOVERNOR	EA	1
20	2	XBOZZ		VE440	66289	CONTROL ROD GOVERNOR	EA	1
20	3	PAOZZ	5315-00-828-8190	MS24665-69	96906	PIN,COTTER CONTROL ROD	EA	1
20	4	PAOZZ	5360-00-201-2031	PM76	66289	SPRING,GOVERNOR	EA	1
20	5	PAOZZ	5315-01-040-3733	P1-115Y	66289	SCREW,MACHINE GOVERNOR SPRING ADJUSTING	EA	1
20	6	XBOZZ		PD173A	66289	NUT GOVERNOR SPRING ADJUSTING SCREW	EA	1
20	7	PAOZZ	5310-00-761-6882	MS51967-2	96906	NUT,PLAIN,HEXAGON GOVERNOR ADJUSTING SCREW	EA	1
20	8	XBOZZ		TC367A	66289	SCREW,PIN ADJUSTING GOVERNOR	EA	1
20	9	PAFZZ	5330-00-640-9612	JK52	66289	PACKING,PREFORMED GOVERNOR HOUSING CROSS SHAFT	EA	1
20	10	PAOZZ	4730-00-288-9938	MS39158-1	96906	ADAPTER OIL LINE RESTRICTOR,GOVERNOR HOUSING	EA	1
20	11	PAOZZ	2910-01-040-5195	T-89-26	66289	GOVERNOR ASSEMBLY DISTRIBUTOR DRIVE	EA	1
20	12	PAOZZ	5306-00-206-1071	XD17	66289	SCREW,CAP,HEXAGON GOVERNOR MOUNTING	EA	4
20	13	PAOZZ	5310-00-407-9566	MS35338-45	96906	WASHER,LOCK GOVERNOR MOUNTING	EA	4
20	14	KFOZZ		QD615A	66289	GASKET GOVERNOR HOUSING PART OF KIT P/N	Q18C	EA 1
20	15	XBFZZ	3120-00-661-5133	HG271	66289	BUSHING DRIVE SHAFT IN GEAR COVER	EA	1
20	16	XBFZZ		TA135	66289	SHAFT ASSEMBLY,DRIVE GOVERNOR	EA	1
20	17	XBFZZ		TC507S2	66289	HOUSING ASSEMBLY GOVERNOR	EA	1



AR701613

Figure 21. Fuel filter.

(1) ILLUSTRATION		(2)	(3)	(4)	(5)	(6) DESCRIPTION	(7)	(8)
(a) FIG NO.	(b) ITEM NO.	SMR CODE	NATIONAL STOCK NUMBER	PART NUMBER	FSCM	USABLE ON CODE	U/M	QTY INC IN UNIT
						GROUP 0107 FUEL FILTER		
21	1	PAOZZ	4730-00-230-1996	MS51046-1	96906	NIPPLE, PIPE FUEL STRAINER MOUNTING	EA	1
21	2	PAOZZ	2910-00-575-3497	MS51086-2	96906	STRAINER ASSEMBLY FUEL	EA	1
21	3	XDOZ I		RRW360TYPE1CLASS 1	81348	STRAINER ELEMENT	EA	1
21	4	PAOZ Z	5330-00-087-3612	MS51091-4	96906	GASKET FUEL STRAINER BOWL	EA	1



AR701614

Figure 22. Engine shroud.

(1) ILLUSTRATION (A) FIG NO.	(2) (B) ITEM NO.	(3) SMR CODE	(4) NATIONAL STOCK NUMBER	(5) PART NUMBER	(6) FSCM	TM9-4940-421-24P DESCRIPTION	(7) USABLE ON CODE	(8) QTY INC IN UNIT
						GROUP 0108 COOLING SYSTEM		
						ENGINE SHROUD		
22	1	XBOZZ		SE127	66289	SHROUD CYLINDER HEAD,RH	EA	1
22	2	XBOZZ		SE128B	66289	DEFLECTOR,HEAT RH	EA	1
22	3	PAOZZ	5305-00-988-1721	MS35206-277	96906	SCREW,MACHINE LOWER CYLINDER SHROUD COVER MOUNTING	EA	30
22	4	PAOZZ	5305-00-988-1723	MS35206-279	96906	SCREW,MACHINE REAR SHROUD COVER UPPER RH HOLES	EA	1
22	5	PAOZZ	5305-00-988-1721	MS35206-277	96906	SCREW,MACHINE CYLINDER BLOCK RH SIDE	EA	1
22	6	PAOZZ	5310-00-582-5965	MS35338-44	96906	WASHER,LOCK AIR SHROUD MOUNTING	EA	32
22	7	XBOZZ		SE124AM1	66289	SHROUD,FLYWHEEL	EA	1
22	8	PAOZZ	5305-00-097-9064	XD172	66289	SCREW,CAP,HEXAGON HEAD FLYWHEEL SHROUD TO GEAR COVER	EA	4
22	9	PAOZZ	5305-00-101-8724	XD171	66289	SCREW,CAP,HEXAGON HEAD FLOYWHEEL SHROUDD TO GEAR COVER	EA	2
22	10	PAFZZ	5310-00-407-9566	MS35338-45	96906	WASHER,LOCK FLYWHEEL SHROUD TO GEAR COVER	EA	4
22	11	PAOZZ	5310-00-194-0021	PE5A	66289	WASHER,LOCK FLYWHEEL SHROUD TO GEAR COVER	EA	2
22	12	XBOZZ		SE127A	66289	SHROUD CYLINDER HEAD,LH	EA	1
22	13	XBOZZ		SE126A9	66289	SHROUD LOWER CYLINDER,LH	EA	1
22	14	XBOZZ		SE125A	66289	COVER REAR SHROUD,LH	EA	1
22	15	XBOZZ		SE126-2	66289	SHROUD LOWER CYLINDER,RH	EA	1
22	16	XBOZZ		SE125	66289	COVER REAR SHROUD,RH	EA	1
22	17	XBOZZ		SE128C	66289	DEFLECTOR,HEAD LH	EA	1
22	18	PAOZZ	5305-00-360-8351	XA65	66289	SCREW,MACHINE CHOKE CONTROL BRACKET MOUNTING	EA	2
22	19	XBOZZ		PG475	66289	BRACKET CHOKE CONTROL	EA	1
22	20	PAOZZ	5340-00-447-9222	PG314	66289	CLIP SPARK PLUG CABLE	EA	2

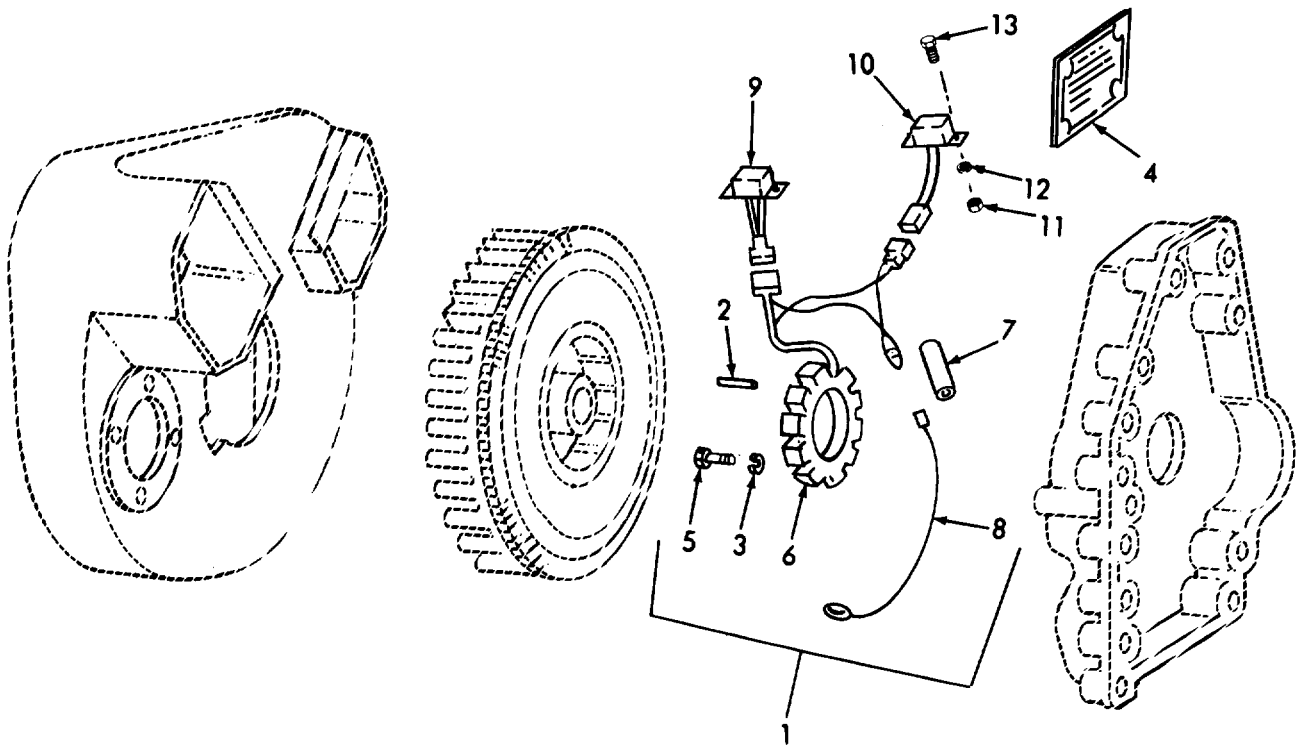
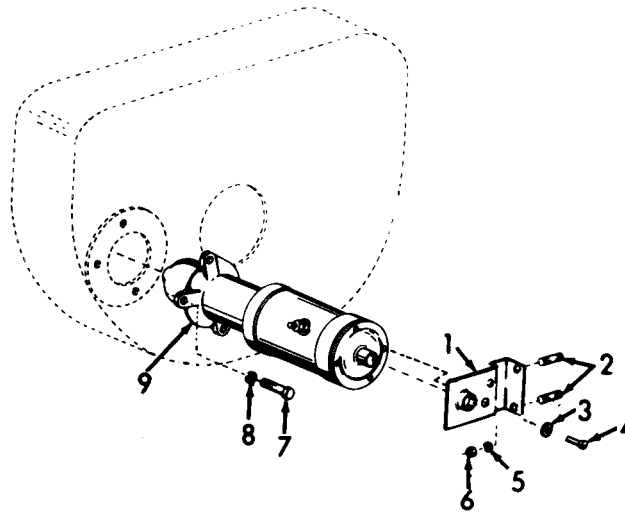


Figure 23. Alternator stator assembly.

AR701615

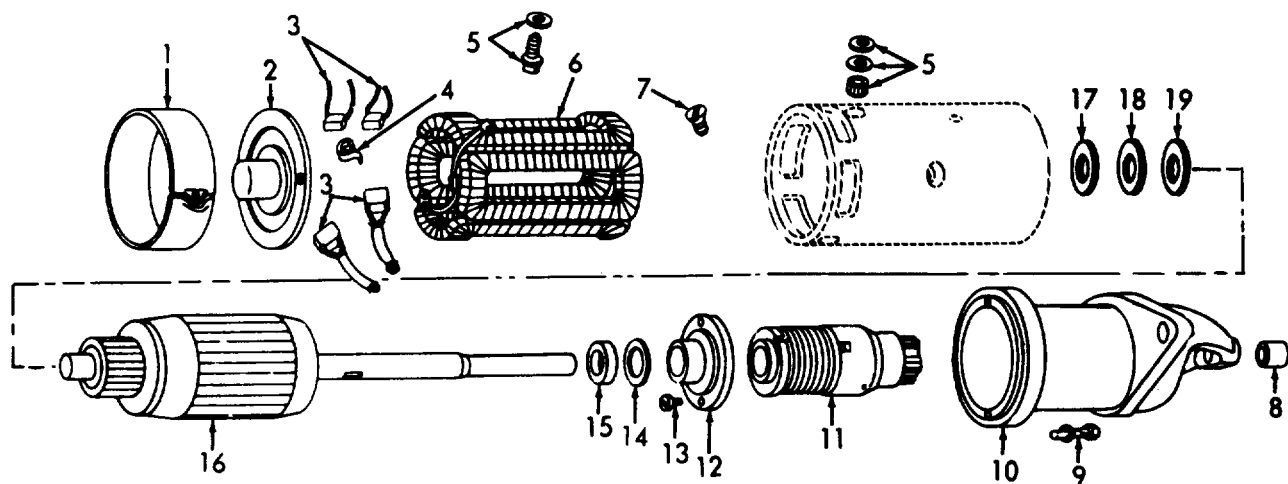
(1) ILLUSTRATION		(2) SMR CODE	(3) NATIONAL STOCK NUMBER	(4) PART NUMBER	(5) FSCM	(6) DESCRIPTION USABLE ON CODE	(7) U/	(8) QTY INC IN UNIT
						GROUP 0109 ELECTRICAL SYSTEM ALTERNATOR STATOR ASSEMBLY		
23	1	XBFZZ		EN120	66289	ALTERNATOR ASSEMBLY FLYWHEEL	EA	1
23	2	PAFZZ	5315-00-616-4492	NA5561P6-18	80205	PIN, SPRING STATOR TO GEAR COVER	EA	2
23	3	PAFZZ	5310-00-045-3296	MS35339-43	96906	WASHER, LOCK STATOR MTG	EA	4
23	4	XBFZZ		SD291	66289	PLATE, INSTRUCTION	EA	1
23	5	PAFZZ	5305-00-133-3086	XB106	56289	SCREW, CAP, SOCKET HEAD STATOR MTG	EA	4
23	6	XDFZZ	4940-01-040-9859	YB82	66289	STATOR ASSEMBLY FLYWHEEL	EA	1
23	7	XBFZZ		YD350	66289	INSULATOR AMMETER WIRE CONNECTOR	EA	2
23	8	PAFZZ	6150-01-039-9822	YL380-22	66289	WIRE, EXTENSION STATOR GROUND	EA	1
23	9	PAFZZ	5961-01-023-8979	YJ68	56289	RECTIFIER FLYWHEEL STATOR	EA	1
23	10	PAFZZ	2920-00-685-3304	YJ60	56289	REGULATOR FLYWHEEL STATOR	EA	1
23	11	PAFZZ	5310-00-637-1058	PD115	56289	NUT, PLAIN, HEXAGON RECTIFIER AND REGULATOR MTG	EA	4
23	12	PAFZZ	5310-00-213-8598	PE78A	56289	WASHER, LOCK RECTIFIER AND REGULATOR MTG	EA	4
23	13	PAFZZ	5305-00-989-7434	MS35207-263	96906	SCREW, MACHINE RECTIFIER AND REGULATOR MTG	EA	4



AR701616

Figure 24. Starting motor support bracket.

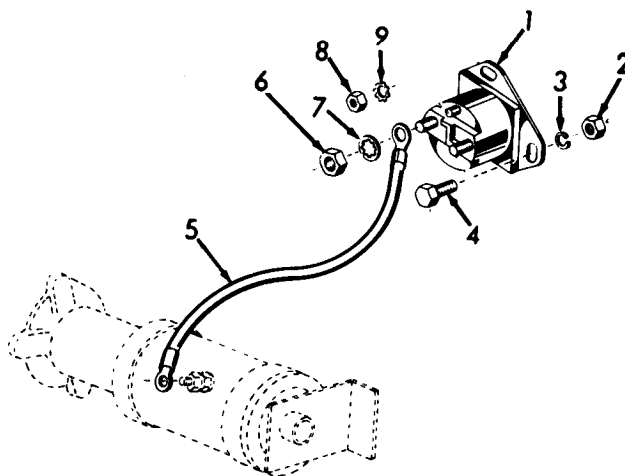
(1) ILLUSTRATION		(2)	(3)	(4)	(5)	(6)	(7)	(8)
(a) FIG NO.	(b) ITEM NO.	SMR CODE	NATIONAL STOCK NUMBER	PART NUMBER	FSCM	DESCRIPTION USABLE ON CODE	U/M	QTY INC IN
						GROUP 0110 STARTING MOTOR STARTING MOTOR SUPPORT BRACKET		
24	1 XH0ZZ			PG515A	66289	BRACKET STARTER SUPPORT	EA	1
24	2 X8FZZ			PC396	66289	STUD, PLAIN STARTER BRACKET MOUNTING	EA	2
24	3 PADZZ		5310-00-453-6673	PH194	66289	WASHER, FLAT BRACKET TO STARTER	EA	1
24	4 PAOZZ		5305-00-989-7434	MS35207-263	96906	SCREW, MACHINE BRACKET TO STARTER	EA	1
24	PAOZZ		5310-00-407-9566	MS35338-45	96906	WASHER, LOCK STARTER BRACKET MOUNTING	EA	2
24	6 PAOZZ		5310-00-188-7848	1B4202	11083	NUT, PLAIN, HEXAGON STARTER BRACKET MOUNTING	EA	2
24	7 PA0ZZ		5306-00-545-0931	PB187	66289	SCREW, CAP, HEXAGON HEAD STARTER MOUNTING	EA	3
24	8 PAOZZ		5310-00-194-0021	PE5A	66289	WASHER, LOCK STARTER MOUNTING	EA	3
24	9 PA0FZ		2920-00-014-7039	MAG-4141	1972E	STARTER ASSEMBLY ENGINE CRANKING	EA	1



AR701617

Figure 25. Engine starter.

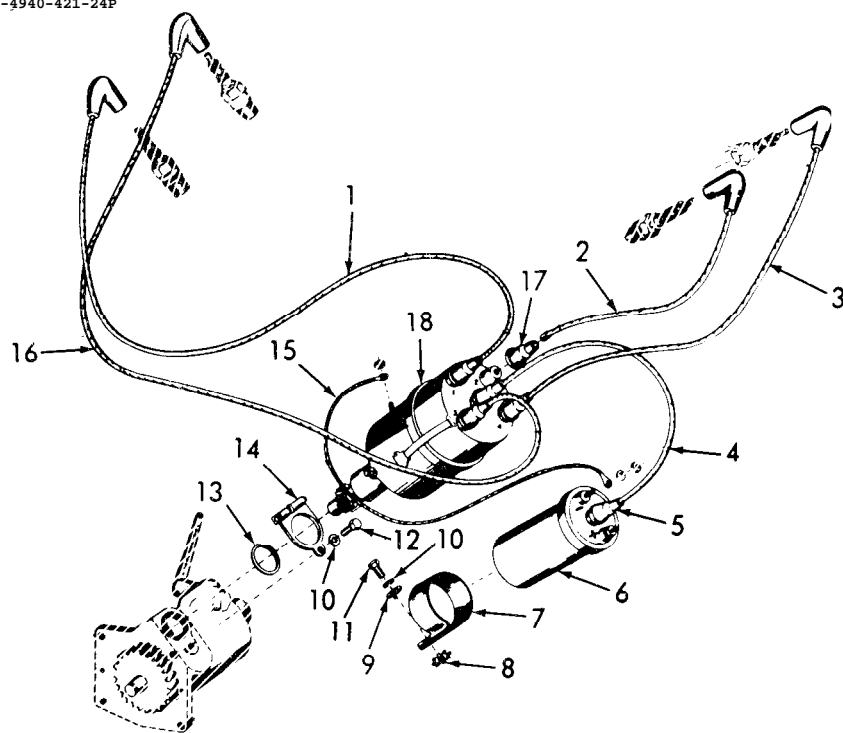
(1) ILLUSTRATION		(2)	(3)	(4)	(5)	(6)	(7)	(8)
(a) FIG NO.	(b) ITEM NO.	SMR CODE	NATIONAL STOCK NUMBER	PART NUMBER	FSCM	DESCRIPTION	U/M	QTY INC IN UNIT
						USABLE ON CODE		
						GROUP 0110 ENGINE STARTER		
25	1	XBFZZ		28MZ1024U	19728	BAND, COVER STARTER	EA	1
25	2	XBHZZ		28MZ2002Q	19728	HEAD ASSEMBLY STARTER COMMUTATOR END	EA	1
25	3	PAFZZ	5977-00-733-5462	MBG2012S	19728	BRUSH SET STARTER	EA	1
25	4	PAFZZ	5977-00-869-2462	MZ19S	19728	SPRING, BRUSH STARTER	SE	1
25	5	XBHZZ		28P90-743	19728	STUD, TERMINAL	EA	1
25	6	XBHZZ		28MBG3005AS	19728	COIL, FIELD STARTER	EA	1
25	7	XBHZZ		MZ38C	19728	SCREW, MACHINE STARTER POLE SHOE MOUNTING	EA	4
25	8	XAFZZ		28MZ364	19728	BEARING, HUSHING STARTER PINION HOUSING ASSEMBLY	EA	1
25	9	PAFZZ	5305-00-360-4590	MZ52	19728	SCREW, CAP, HEXAGONHEAD PINION HOUSING MOUNTING	EA	4
25	10	XAFZZ		28PS2330BS	19728	HOUSING ASSEMBLY STARTER BENDIX	EA	1
25	11	PAFZZ	2920-00-408-9310	480187	72850	BENDIX DRIVE STARTER	EA	1
25	12	XAFZZ		28MZ1360	19728	PLATE ASSEMBLY STARTER BEARING	EA	1
25	13	PAFZZ	5305-01-017-1526	28P90-822	95688	SCREW, MACHINE STARTER BEARING PLATE MTG	EA	1
25	14	PAFZZ	5330-00-559-6862	MZ359A	19728	GASKET STARTER BEARING	EA	1
25	15	PAFZZ	5330-00-508-1111	XA832	19728	SEAL, OIL STARTER PINION HOUSING	EA	1
25	16	XBHZZ		28MBG2411	19728	ARMATURE STARTER	EA	1
25	17	PAFZZ	5310-00-514-8416	MZ357	19728	WASHER, THRUST	EA	V
25	18	PAFZZ	5310-00-701-6068	MZ365	19728	WASHER, THRUST	EA	V
25	19	PAFZZ	5310-00-282-6112	MU54	19728	WASHER, THRUST	EA	V



AR701618

Figure 26. Starter solenoid and cable.

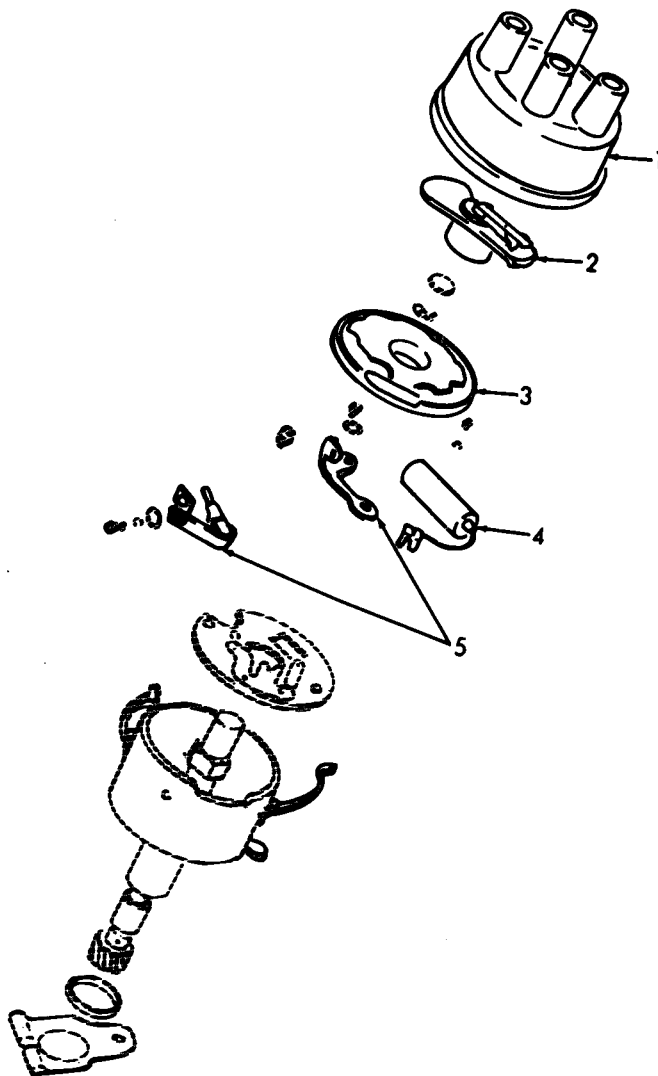
(1) ILLUSTRATION		(2)	(3)	(4)	(5)	(6)	(7)	(8)
(a) FIG NO.	(b) ITEM NO.	SMR CODE	NATIONAL STOCK NUMBER	PART NUMBER	FSCM	DESCRIPTION USABLE ON CODE	U/I	QTY INC IN UNIT
						GROUP 0110 STARTER SOLENOID AND CABLE		
26	1	PA0ZZ	2920-01-041-3786	YC96S1	66289	SWITCH, SOLENOID STARTER	EA	1
26	2	PA0ZZ	5310-00-761-6882	MS51967-2	96906	NUT, PLAIN, HEXAGON SOLENOID SWITCH MOUNTING	EA	2
26	3	PA0ZZ	5310-00-582-5965	MS35338-44	96906	WASHER, LOCK SOLENOID SWITCH MOUNTING	EA	2
26	4	PA0ZZ	5305-00-988-1723	MS35206-279	96906	SCREW, MACHINE SOLENOID SWITCH MOUNTING	EA	2
26	5	PA0ZZ	6150-01-039-9823	YL356-7	66289	CABLE ASSEMBLY STARTER	EA	1
26	6	PA0ZZ	5310-00-886-7744	MS51967-5	96906	NUT, PLAIN, HEXAGON SOLENOID TERMINAL	EA	2
26	7	PA0ZZ	5310-01-040-4763	PE-52	66289	WASHER, LOCK SOLENOID TERMINAL	EA	2
26	8	PA0ZZ	5310-00-584-8729	PD115-2	66289	NUT, PLAIN, HEXAGON SOLENOID TERMINAL	EA	1
26	9	PA0ZZ	5310-00-360-8375	PE45	66289	WASHER, LOCK SOLENOID TERMINAL	EA	1



AR701619

Figure 27. Ignition components.

(1) ILLUSTRATION		(2)	(3)	(4)	(5)	(6)	(7)	(8)
(a) FIG NO	(b) ITEM NO	SMR CODE	NATIONAL STOCK NUMBER	PART NUMBER	FSCM	DESCRIPTION	U/M	QTY INC IN UNIT
USABLE ON CODE								
GROUP 0111 IGNITION COMPONENTS								
27		PA0ZZ	2920-00-863-6160	YL339-24	66289	CABLE, IGNITION NO. 1 CYLINDER	EA	1
27		PA0ZZ	2920-00-946-8231	YL339-14	66289	CABLE, IGNITION NO. 2 CYLINDER	EA	1
27		PA0ZZ	2920-01-043-0760	YL339-16	66289	CABLE, IGNITION NO. 4 CYLINDER	EA	1
27		PA0ZZ	2920-01-044-2599	YL358-8	66289	CABLE, IGNITION DISTRIBUTOR TO COIL	EA	1
27		PA0ZZ	5975-00-951-8272	7354056	19207	CAP, TERMINAL IGNITION COIL	EA	1
27		PA0ZZ	2920-00-038-4447	YF38A	66289	COIL, IGNITION 12 VOLT	EA	1
27		XBOZZ		PG556	66289	STRAP COIL MOUNTING	EA	1
27		PA0ZZ	5310-00-889-2528	MS45904-68	96906	WASHER, LOCK COIL CLAMP MOUNTING	EA	1
27		PA0ZZ	5310-00-217-7810	ZW1-17-20-63	43999	WASHER, FLAT COIL CLAMP MOUNTING	EA	1
27	1	PA0ZZ	5310-00-582-5965	MS35338-44	96906	WASHER, LOCK DISTRIBUTOR CLAMP AND COIL MOUNTING	EA	2
27	1	PA0ZZ	5305-00-617-2403	XA36	66289	SCREW, CAP, HEXAGON HEAD COIL MOUNTING	EA	1
27	1	PA0ZZ	5305-00-068-0501	MS90725-5	96906	SCREW, CAP, HEXAGON CLAMP ASSEMBLY MOUNTING	EA	1
27	1	PA0ZZ	5330-00-575-5800	JK59	66289	PACKING, PREFORMED DISTRIBUTOR TO HOUSING	EA	1
27	1	XBOZZ		PG543A1	66289	CLAMP ASSEMBLY DISTRIBUTOR	EA	3
27	1	PA0ZZ	2920-00-463-3768	YL352-11	66289	WIRE ASSEMBLY COIL TO DISTRIBUTOR	EA	1
27	1	PA0ZZ	2920-00-475-1094	YL339-28	66289	CABLE, IGNITION NO. 3 CYLINDER	EA	1
27	1	PA0ZZ	5975-00-361-7793	327257	34623	CAP, TERMINAL IGNITION CABLES	EA	5
27	1	PA0FH	2920-01-042-9074	1AD-6004-2R	19728	DISTRIBUTOR ASSEMBLY IGNITION	EA	1



AR701620

Figure 28. Distributor assembly.

(1) ILLUSTRATION		(2)	(3)	(4)	(5)	(6)	(7)	(8)
(a) FIG NO.	(b) ITEM NO.	SMR CODE	NATIONAL STOCK NUMBER	PART NUMBER	FSCM	DESCRIPTION USABLE ON CODE	U/I	QTY INC IN UNIT
GROUP 0111 DISTRIBUTOR ASSEMBLY								
28	1	PAQZZ	2920-00-516-2720	IG13240	19728	CAP ASSEMBLY DISTRIBUTOR	EA	1
28	2	PAQZZ	2920-00-255-4194	IG1657R	19728	ROTOR DISTRIBUTOR	EA	1
28	3	XROZ L		28-1AD2015	19728	COVER ASSEMBLY, DISTRIBUTOR	EA	1
28	4	PAQZZ	5910-00-667-5076	1A T30760S	19728	CONDENSER DISTRIBUTOR	EA	1
28	5	PAQZZ	2920-00-358-7498	IG52224LB	19728	CONTACT SET, BREAKER DISTRIBUTOR	EA	1

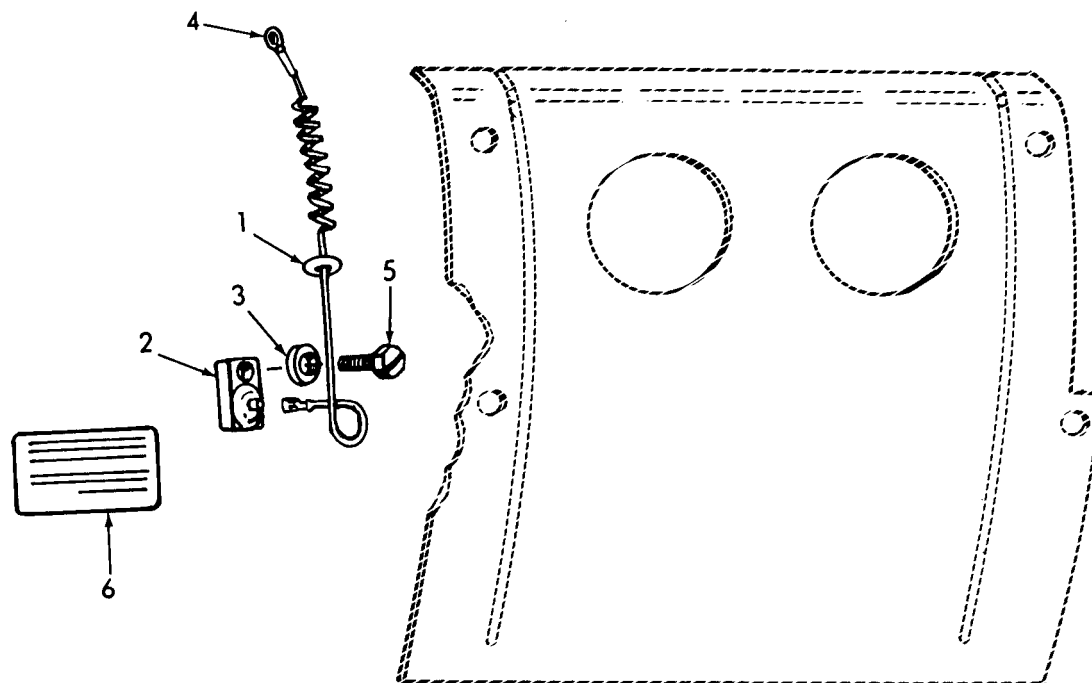
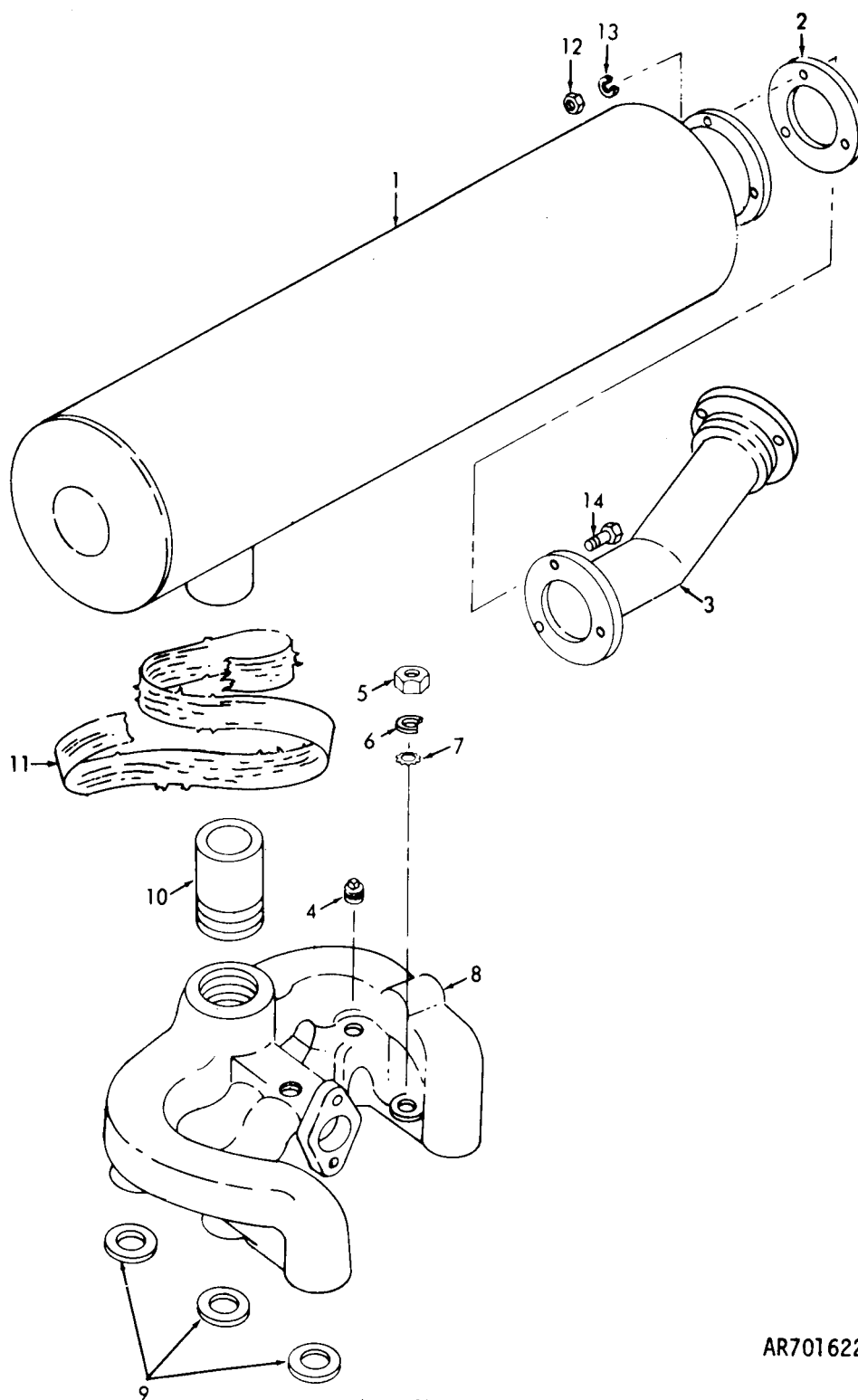


Figure 29. High temperature safety switch.

AR701621

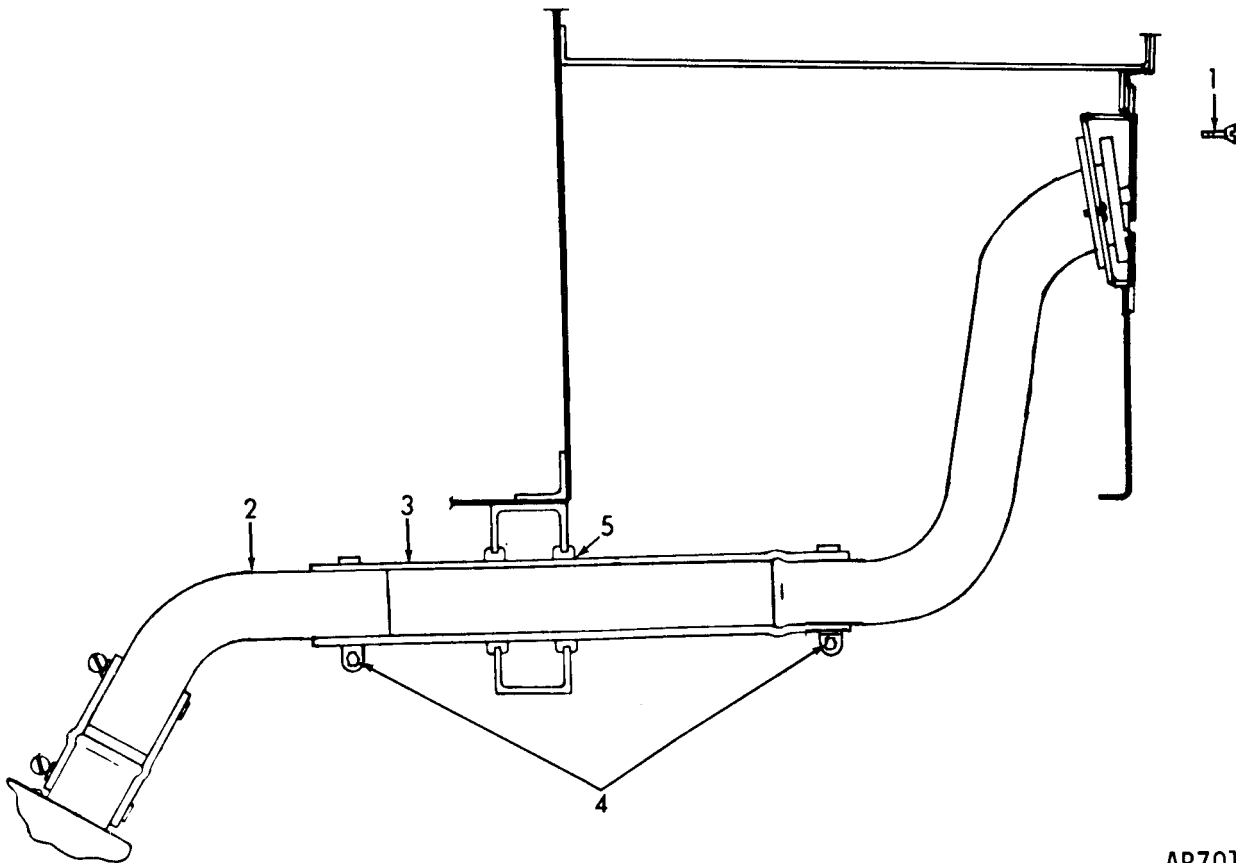
(1) ILLUSTRATION		(2)	(3)	(4)	(5)	(6)	(7)	(8)
(a) FIG NO	(b) TEM NO.	SMR CODE	NATIONAL STOCK NUMBER	PART NUMBER	FSC M	DESCRIPTION US 4B/E ON CODE	U/A	QTY INC IN UNIT
GROUP 0111 HIGH TEMPERATURE SAFETY SWITCH								
29	1 KFFZZ			PH377H	66289	GROMMET IGNITION WIRE PART OF KIT P/N YC66GS1	EA	1
29	2 KFFZZ			YC66G	66289	SWITCH, SAFETY HIGHTEMPERATURE PART OF KIT P/N YC66GS1	EA	1
29	3 KFFZZ			PH22	66289	WASHER, FLAT SWITCH MOUNTING PART OF KIT P/N YC66GS1	EA	1
29	4 KFFZZ			YL357-42	66289	WIRE ASSEMBLY SAFETY SWITCH PART OF KIT P/N YC66GS1	EA	1
29	5 KFFZZ			XD32	66289	SCREW, CAP, HEXAGON HEAD SAFETY SWITCH MOUNTING PART OF KIT P/N YC66GS1	EA	1
29	6 KFFZZ			SD233	66289	PLATE, INSTRUCTION SAFETY SWITCH PART OF KIT P/N YC66GS1	EA	1
29	PA0ZZ	5930-01-04 0-1383		YC66GS1	66289	KIT, SAFETY SWITCH	EA	1
29	1					GROMMET	EA	1
29	2					SWITCH, SAFETY	EA	1
29	3					WASHER, FLAT	EA	1
29	4					WIRE ASSEMBLY	EA	1
29	5					SCREW, CAP, HEXAGON HEAD	EA	1
29	6					PLATE, INSTRUCTION	EA	1



AR701622

Figure 30. Exhaust system.

(1) ILLUSTRATION (A) FIG NO.	(B) ITEM NO.	(2) SMR CODE	(3) NATIONAL STOCK NUMBER	(4) PART NUMBER	(5) FSCM	TM9-4940-421-24P DESCRIPTION	USABLE ON CODE	(7) U/M	(8) QTY INC IN UNIT
						GROUP 0112 EXHAUST SYSTEM			
30	1	PAOZZ	2990-01-039-1961	13765A	98255	MUFFLER ASSEMBLY		EA	1
30	2	PAOZZ	5330-01-040-1021	13741P	98255	GASKET EXHAUST		EA	2
30	3	PAOZZ	2990-01-039-6889	13762A	98255	PIPE ASSEMBLY, EXHAUST APPROX 55 IN LONG, MFD FROM 6145-00-578-7512		EA	1
30	4	XBOZZ	4730-00-187-4206	417	30760	PLUG, PIPE INTAKE MANIFOLD		EA	1
30	5	PAOZZ	5310-00-582-9919	PD207	66289	NUT, SELF-LOCKING, HEXAGON MANIFOLD MOUNTING		EA	4
30	6	PAOZZ	5310-00-435-1959	PH79A	66289	WASHER, FLAT MANIFOLD TO CYLINDER BLOCK		EA	4
30	7	PAOZZ	5310-00-132-2756	PE81	66289	WASHER, EXTERNAL TOOTH CENTER STUD AND VEE		EA	2
30	8	XBOZZ		LD240-26	66289	MANIFOLD, EXHAUST		EA	1
30	9	KFFZZ		QC66	66289	GASKET MANIFOLD TO CYLINDER BLOCK PART OF KIT P/N	Q18C	EA	6
30	9	KFFZZ		QC66	66289	GASKET MANIFOLD TO CYLINDER BLOCK PART OF KIT P/N	Q27	EA	6
30	10	XBOZZ		11020918	19204	PIPE, EXHAUST		EA	1
30	11	XBOZZ		11020927	19204	CLOTH, ASBESTOS		EA	1
30	11	XBOZZ		11020928	19204	COVER, ASBESTOS MUFFLER WRAP		EA	1
30	12	PAFZZ	5310-00-761-6882	MS51967-2	96906	NUT, PLAIN, HEXAGON		EA	6
30	13	PAFZZ	5310-00-582-5965	MS35338-44	96906	WASHER, LOCK		EA	6
30	14	PAFZZ	5305-00-068-0502	MS90725-6	96906	SCREW, CAP, HEXAGON HEAD		EA	6
30		PAFZZ	5330-00-986-1793	Q27	66289	GASKET SET VALVE GRINDING		EA	1
4	10					INSERT		EA	6
4	16					GASKET		EA	2
30	9					GASKET		EA	6
30		PAOZZ	5330-00-524-9566	Q18C	66289	GASKET SET ENGINE OVERHAUL		EA	1
4	2					GASKET		EA	2
4	6					GASKET		EA	4
4	10					INSERT		EA	6
4	16					GASKET		EA	2
5	20					GASKET		EA	3
5	22					GASKET		EA	3
8	1					GASKET		EA	1
8	3					GASKET		EA	1
8	18					GASKET		EA	1
11	5					GASKET		EA	1
17	7					GASKET		EA	3
18	5					GASKET		EA	1
18	10					GASKET		EA	1
20	14					GASKET		EA	1
30	9					GASKET		EA	6



AR701623

Figure 31. Fuel filler hose

(1) ILLUSTRATION		(2)	(3)		(5)	(6)	(7)	
(a) FIG NO.	(b) ITEM NO.	SMR CODE	NATIONAL STOCK NUMBER	PART NUMBER	FSCM	DESCRIPTION	USABLE ON CODE	U/A
GROUP 0201 LINES AND FITTINGS								
FUEL FILLER HOSE								
31	PA0ZZ		5305-00-432-4201	MS51861-45	96906	SCREW, MACHINE	EA	3
31	XBFZZ			11020908	19204	ELBOW GAS FILL TUBE	EA	1
31	XB0ZZ			11020904	19204	HOSE GAS FILL TUBE	EA	1
31	PA0ZZ		4730-00-909-8621	MS35842-13	96906	CLAMP, HOSE	EA	2
31	XB0ZZ			11020911	19204	GROMMET, RUBBER	EA	2

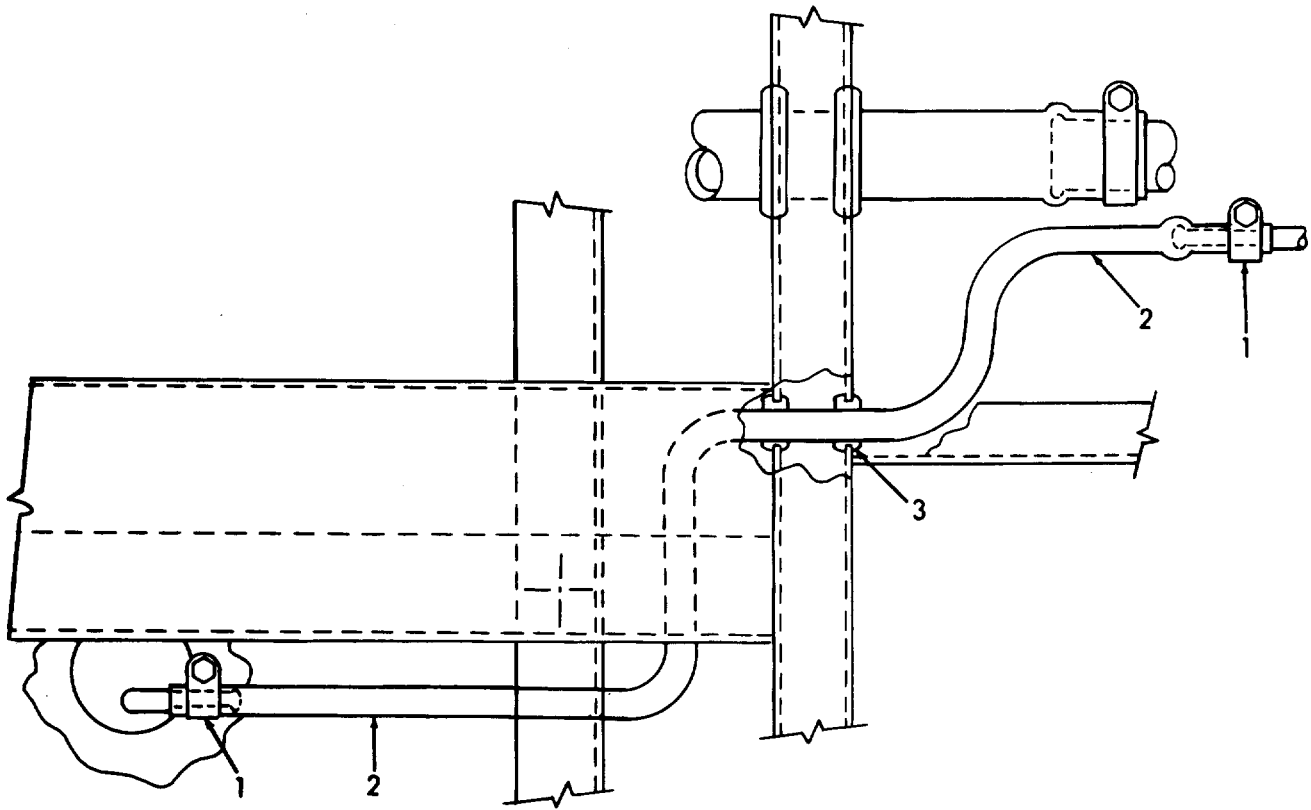


Figure 32. Fuel tank vent line.

AR701624

(1) ILLUSTRATION		(2)	(3)	(4)	(5)	(6)	(7)	(8)
(a) FIG NO.	(b) ITEM NO.	SMR CODE	NATIONAL STOCK NUMBER	PART NUMBER	FSCM	DESCRIPTION <i>USABLE ON CODE</i>	U/M	QTY INC IN UNIT
GROUP 0201 FUEL TANK VENT LINE								
32	1	PAQZZ	4730-00-461-101	6203	81646	CLAMP, HOSE	EA	2
32	2	XBOZZ		11020906	19204	HOSE GAS FILL VENT	EA	1
32	3	XBFZZ		MS35489-78S	96906	GROMMET FUEL LINE	EA	2

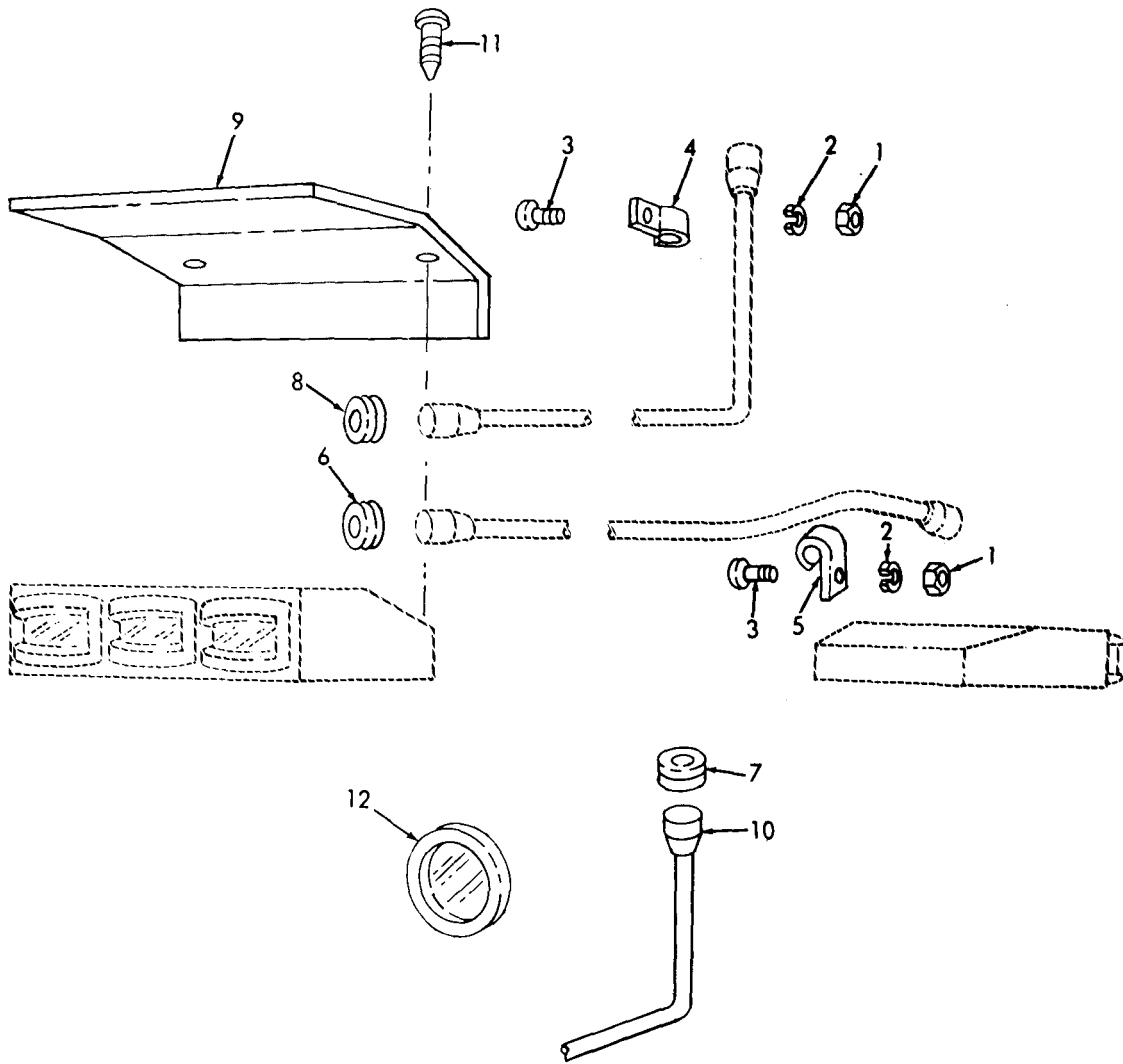


Figure 33. Clearance lights and cable clamp.

AR701625

(1) ILLUSTRATION (A) FIG NO.	(2) (B) ITEM NO.	(3) SMR CODE	(4) NATIONAL STOCK NUMBER	(5) PART NUMBER	(6) FSCM	TM9-4940-421-24P DESCRIPTION	(7) USABLE ON CODE	(8) QTY INC IN UNIT
						GROUP 0301 LIGHTS		
						CLEARANCE LIGHTS AND		
						CABLE CLAMPS		
33	1	PAFZZ	5310-00-934-9758	MS35649-202	96906	NUT, PLAIN, HEXAGON	EA	18
33	2	PAFZZ	5310-00-045-3296	MS35338-43	96906	WASHER, LOCK	EA	18
33	3	PAFZZ	5305-00-984-6210	MS35206-263	96906	SCREW, MACHINE	EA	18
33	4	PAFZZ	5340-00-990-7610	MS21333-66	96906	CLAMP, LOOP	EA	10
33	5	PAFZZ	5340-00-057-2904	MS21333-71	96906	CLAMP, LOOP	EA	8
33	6	PAFZZ	5325-00-959-2089	MS35490-17	96906	GROMMET, RUBBER	EA	2
33	7	PAFZZ	5325-00-854-9376	MS35490-30	96906	GROMMET, RUBBER	EA	2
33	8	PAFZZ	5325-00-060-0976	MS35490-7	96906	GROMMET, RUBBER	EA	2
33	9	XBFZZ		13217E8001	97403	COVER LIGHT MOUNT	EA	2
33	10	PAFZZ	5935-00-462-6603	MS27142-2	96906	CONNECTOR, PLUG	EA	4
33	11	PAOZZ	5305-00-432-4163	MS51861-24	96906	SCREW, TAPPING THREAD	EA	10
33	12	PAFZZ	6220-01-045-0249	40002R-12V	13548	LAMP, STOP-TURN-TAIL	EA	2

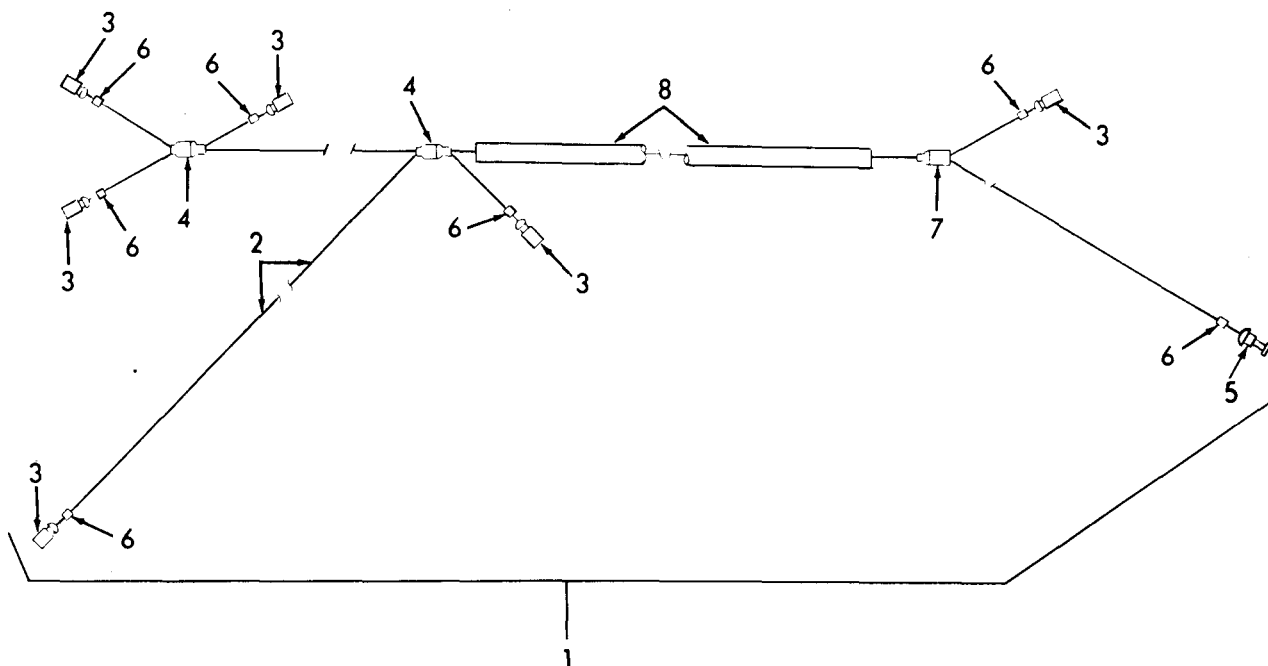
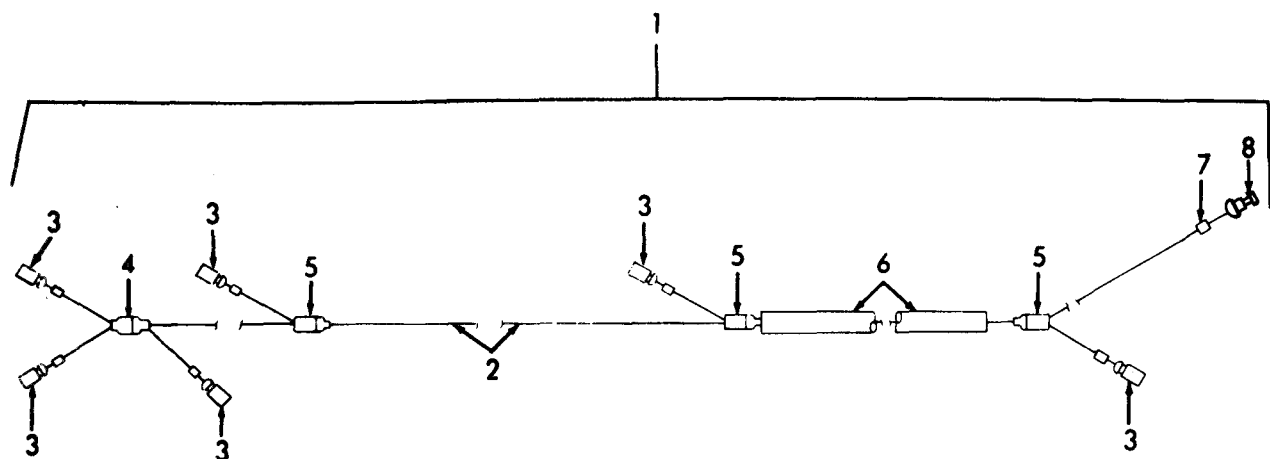


Figure 34. Right clearance light cable assembly.

AR701626

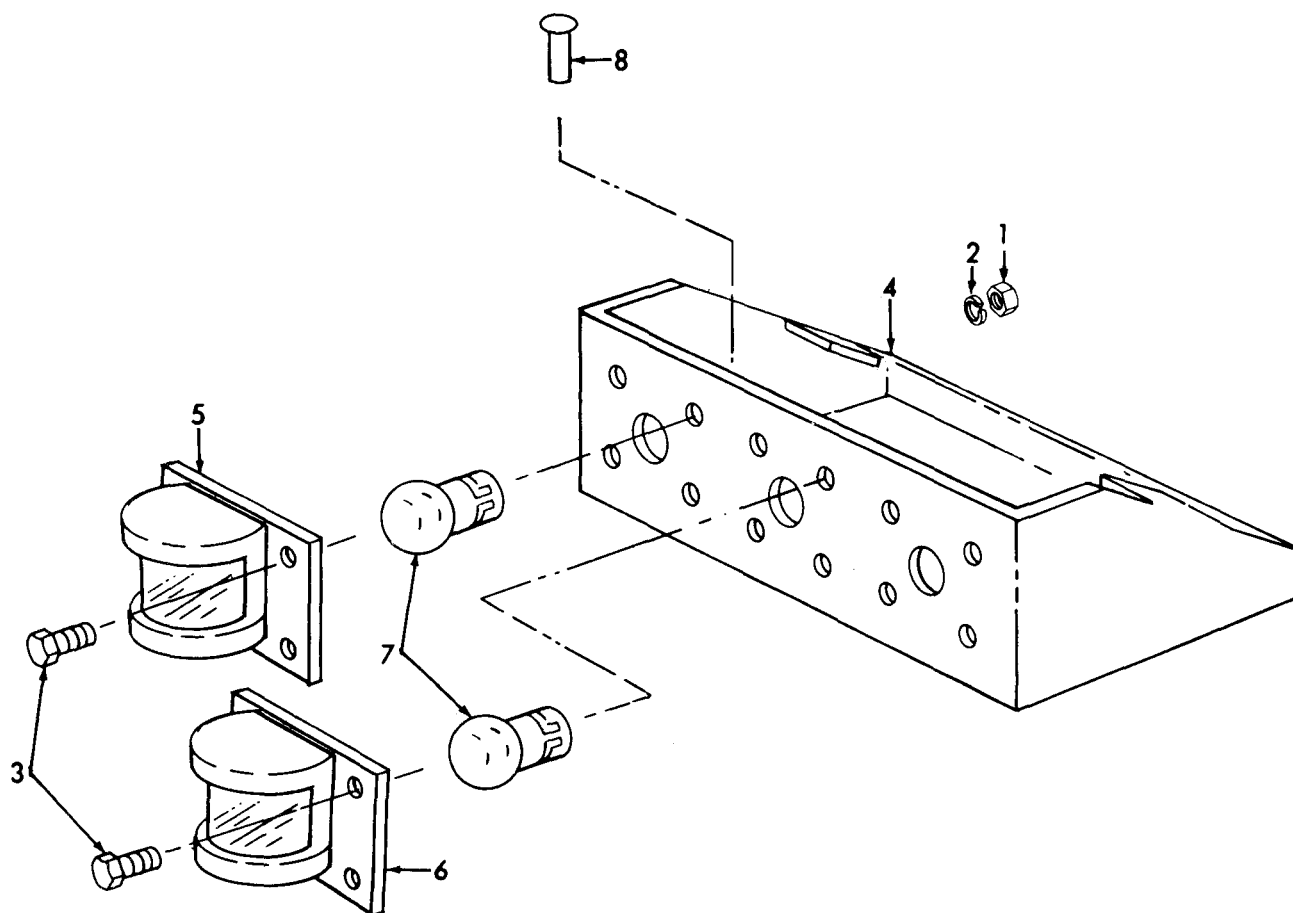
(1) ILLUSTRATION (a) FIG NO.	(2) ITEM NO. (b) TEM NO.	(3) SMR CODE	(4) NATIONAL STOCK NUMBER	(5) PART NUMBER	(6) FSCM	(7) DESCRIPTION USABLE ON CODE	(8) QTY INC IN UNIT
						GROUP 0301 RIGHT CLEARANCE LIGHT CABLE ASSEMBLY	
34	1	X8FZZ	13217E8313	97403	CABLE ASSEMBLY	CLEARANCE LIGHT RH	EA 1
34	2	PAFZZ	6145-00-152-6499	M13486-1-5	81349	WIRE, ELECTRICAL	CLEARANCE LIGHT RH
34	3	PAFZZ	5935-00-167-7775	MS27144-1	96906	CONNECTOR, PLUG	EA 6
34	4	PAFZZ	5970-01-003-7640	13217E8002-1	97403	INSULATION SLEEVING	EA 2
34	5	XDFZZ		SW13835P	98255	CONNECTOR, PLUG	EA 1
34	6	X8FZZ	9905-00-752-4649	M1L-B-43436/1-1	81349	BAND, MARKER	EA 7
34	7	XDFZZ	5970-00-113-5840	13217E8003-1	97403	INSULATION SLEEVING	EA 1
34	8	X8FZZ	5975-00-285-0907	HMT791	81348	CONDUIT, NONMETALLIC SIZE 3/8	EA V



AR701627

Figure 35. Left clearance light cable assembly

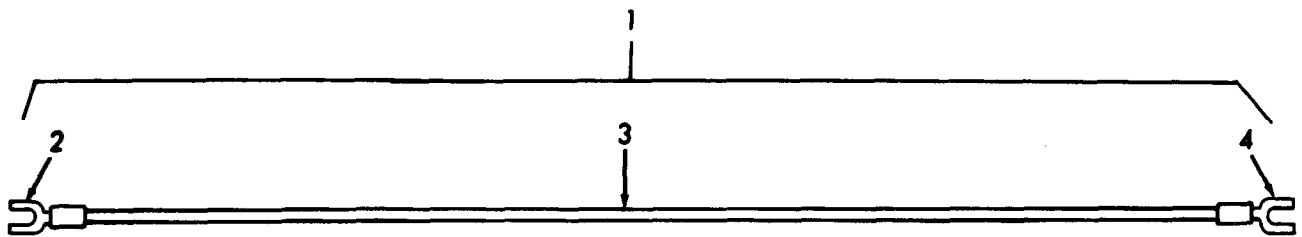
(1)		(2)	(3)	(4)	(5)	(6)		(8)
ILLUSTRATION	ITEM NO.	SMR CODE	NATIONAL STOCK NUMBER	PART NUMBER	FSCM	DESCRIPTION	USABLE ON CODE	QTY INC IN UNIT
(a) FIG NO.	(b) TEM NO.						U/A	
						GROUP 0301 LEFT CLEARANCE LIGHT CABLE ASSEMBLY		
35	1	XBFZZ		13217E9314	97403	CABLE ASSEMBLY CLEARANCE LIGHT LEFT	EA	1
35	2	XBFZZ	6145-00-152-6499	413486-1-5	81349	WIRE, ELECTRICAL	FT	V
35	3	PAFZZ	5935-00-167-7775	MS27144-1	96906	CONNECTOR, PLUG	EA	6
35	4	PAFZZ	5970-01-003-7640	13217E8002-1	97403	INSULATION SLEEVING	EA	1
35	5	XDFZZ	5970-00-113-5840	13217E8003-1	97403	INSULATION SLEEVING	EA	3
35	6	XBFZZ	5975-00-285-0907	HMT791	81348	CONDUIT, NONMETALLIC SIZE 3/8	FT	V
35	7	XBFZZ	9905-00-752-4649	MS39020-1	96906	BAND, MARKER	EA	7
35	8	XDFZZ		SW13835P	98255	CONNECTOR, PLUG	EA	1



AR701628

Figure 36. Front and rear clearance light

(1) ILLUSTRATION		(2)	(3)	(4)	(5)	(6)	(7)	(8)
(a) FIG NO.	(b) ITEM NO.	SMR CODE	NATIONAL STOCK NUMBER	PART NUMBER	FSCM	DESCRIPTION	QTY INC	IN UNIT
						GROUP 0301 FRONT AND REAR CLEARANCE LIGHT		
36	1	PAFZZ	5310-00-934-9758	MS35649-202	96906	NUT, PLAIN, HEXAGON	EA	40
36	2	PAFZZ	5310-00-045-3296	MS35338-43	96906	WASHER, LOCK	EA	40
36	3	PAFZZ	5305-00-984-6211	MS35206-264	96906	SCREW, MACHINE	EA	40
36	4	XBOZZ		13217 E7999	97403	MOUNT, LIGHT CLEARANCE	EA	2
36	5	PAOZZ	6220-00-113-0986	MS35423-3	96906	LIGHT ASSEMBLY CLEARANCE AMBER	EA	5
36	6	PAOZZ	6220-00-741-1843	MS35423-4	96906	LIGHT ASSEMBLY CLEARANCE, RED	EA	5
36	7	PAOZZ	6240-00-019-0877	MS15570-1251	96906	LAMP, INCANDESCENT CLEARANCE LIGHT	EA	10
36	8	XBFZZ		M24243-6A604H	81349	RIVET, POP	EA	12



AR701629

Figure 37. Door switch wire assembly.

(1) ILLUSTRATION		(2)	(3)	(4)	(5)	(6)	(7)	(8)
(a) FIG NO.	(b) ITEM NO.	SMR CODE	NATIONAL STOCK NUMBER	PART NUMBER	FSCM	DESCRIPTION USABLE ON CODE	U/A	QTY INC IN UNIT
37	1	X80ZZ		11020945	19204	GROUP 0301 DOOR SWITCH WIRE ASSEMBLY WIRE ASSEMBLY DOOR SWITCH	EA	2
37	2	PAFZZ	5940-00-666-335	32050	00779	TERMINAL	EA	1
37	3	MFFZZ		SW136154189070	98255	WIRE, ELECTRICAL APPROX 70 IN LONG, MFD FROM 614 5-00-578-7518	EA	1
37	4	PAFZZ	5940-00-833-170	7-34080	00779	TERMINAL	EA	1

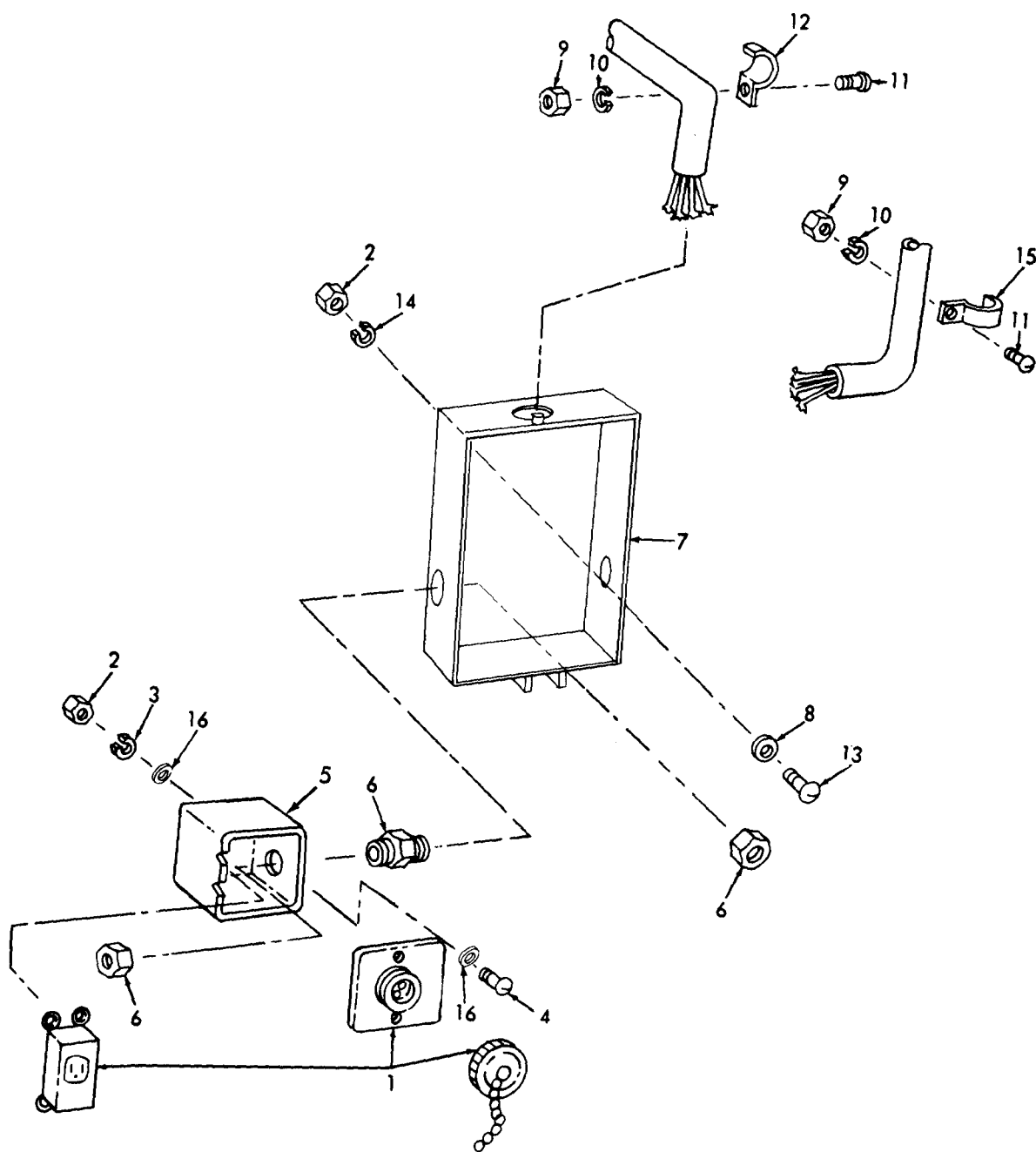


Figure 38. Handy box and receptacle.

AR701630

(1) ILLUSTRATION (A) FIG NO.	(2) (B) ITEM NO.	(3) SMR CODE	(4) NATIONAL STOCK NUMBER	(5) PART NUMBER	(6) FSCM	TM9-4940-421-24P DESCRIPTION	(7) USABLE ON CODE	(8) QTY INC IN UNIT
						GROUP 0303 WIRING HARNESS		
						HANDY BOX AND RECEPTACLE		
38	1	PAFZZ	4940-00-804-1349	5204	75582	RECEPTACLE,BODY	EA	1
38	2	PAOZZ	5310-00-934-9758	MS35649-202	96906	NUT,PLAIN,HEXAGON	EA	8
38	3	PAOZZ	5310-00-596-7691	MS35335-32	96906	WASHER,LOCK	EA	8
38	4	PAOZZ	5305-00-984-6210	MS35206-263	96906	SCREW,MACHINE	EA	8
38	5	XBOZZ		11020944	19204	BOX,HANDY	EX	1
38	6	PAFZZ	5975-01-038-4776	13706P	98255	CONNECTOR,SPACING	EA	1
38	7	XBFZZ		13217E8009	97403	BOX,HANDY	EA	1
38	8	PAOZZ	5310-00-014-5850	MS27183-42	96906	WASHER,FLAT	EA	4
38	9	PAOZZ	5310-00-761-6882	MS51967-2	96906	NUT,PLAIN,HEXAGON	EA	7
38	10	PAOZZ	5310-00-582-5965	MS35338-44	96906	WASHER,LOCK	EA	7
38	11	PAOZZ	5305-00-988-1725	MS35206-281	96906	SCREW,MACHINE	EA	7
38	12	PAOZZ	5340-00-655-7761	MS35140-12	96906	STRAP,RETAINING	EA	3
38	13	PAOZZ	5305-00-984-6210	MS35206-263	96906	SCREW,MACHINE	EA	4
38	14	PAOZZ	5310-00-596-7691	MS35335-32	96906	WASHER,LOCK	EA	4
38	15	PAOZZ	5340-00-664-9175	MS35140-10	96906	STRAP,RETAINING	EA	4
38	16	PAFZZ	5310-00-809-4058	MS27183-10	96906	WASHER,FLAT	EA	2

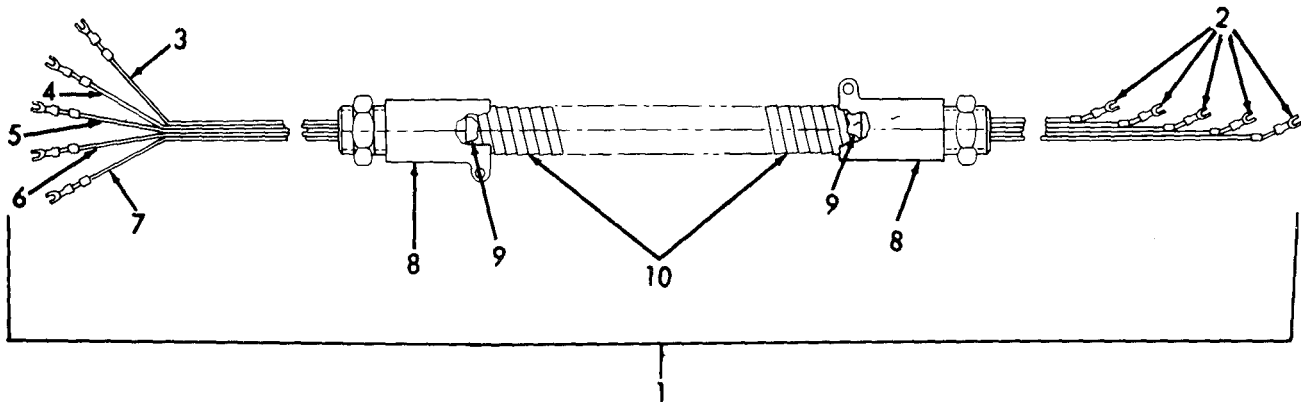
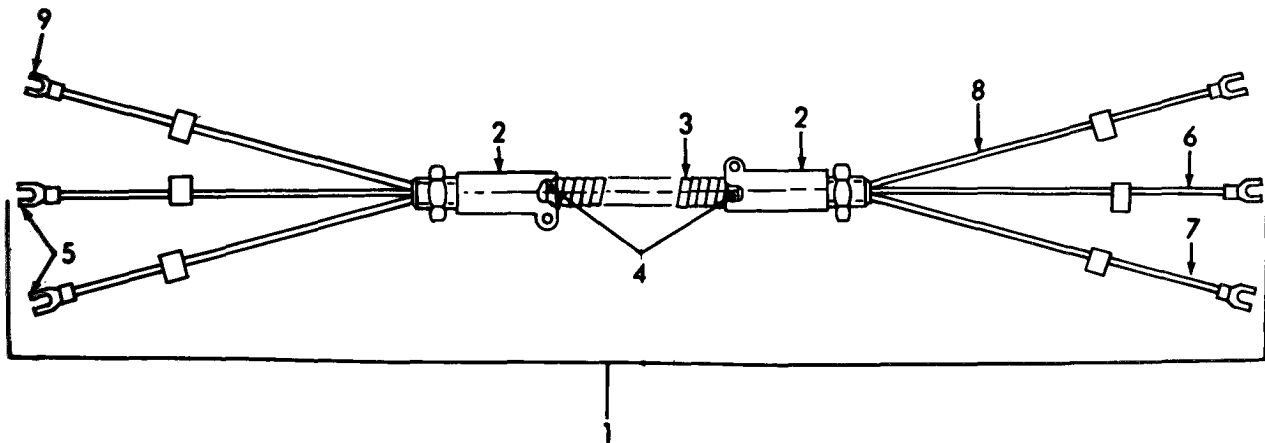


Figure 39. Cable assembly (11020942).

AR701631

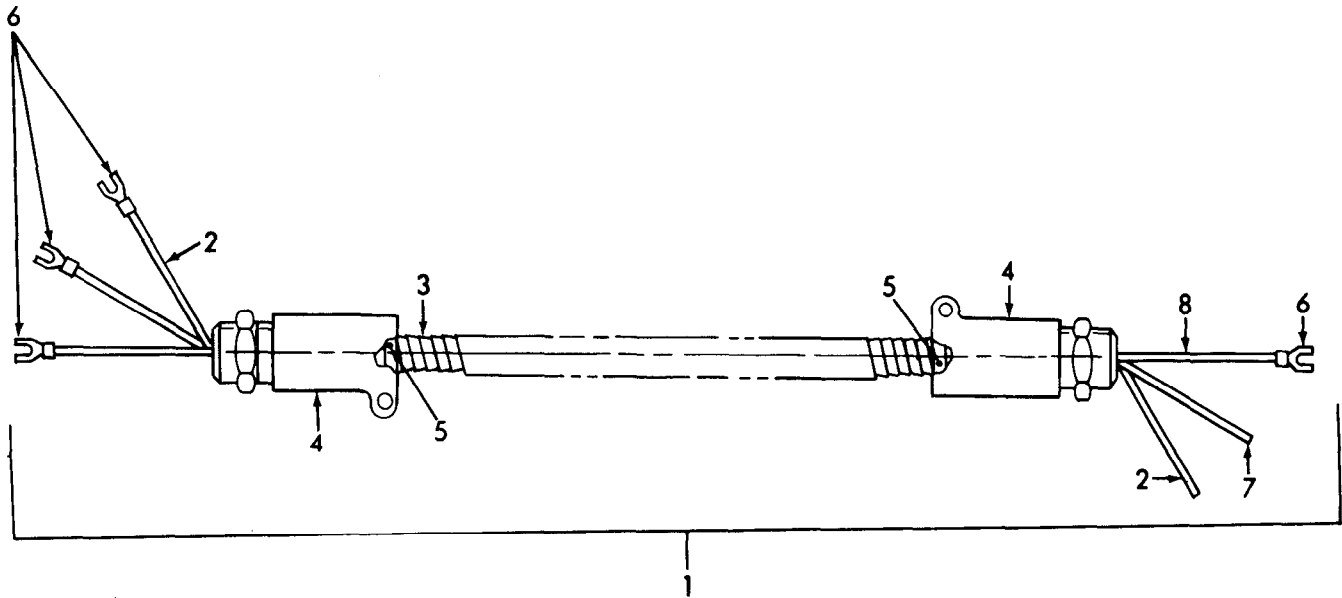
(1) ILLUSTRATION		(2)	(3)	(4)	(5)	(6)	(7)	(8)
(a) FIG NO	(b) ITEM NO.	SMR CODE	NATIONAL STOCK	PART NUMBER	FSCM	DESCRIPTION	U/M	QTY INC IN UNIT
						USABLE ON CODE		
						GROUP 0303 CABLE ASSEMBLY (11020942)		
39	1	XBFZZ		11020942	19204	CABLE ASSEMBLY	EA	1
39	2	PAFZZ	5940-00-840-337	32538	00779	TERMINAL	EA	10
39	3	MFFZZ		SW13615M109073	98255	WIRE, ELECTRICAL APPROX 73 IN LONG, MFD FROM 6145-00-003-9527	EA	1
39	4	MFFZZ		SW13615M109074	98255	WIRE, ELECTRICAL APPROX 74 IN LONG, MFD FROM 6145-00-003-9527	EA	1
39	5	MFFZZ		SW13615M109077	98255	WIRE, ELECTRICAL APPROX 77 IN LONG, MFD FROM 6145-00-578-7518	EA	1
39	6	MFFZZ		SW13615M129078	98255	WIRE, ELECTRICAL APPROX 78 IN LONG, MFD FROM 6145-00-578-7521	EA	1
39	7	MFFZZ		SW13615M129078	98255	WIRE, ELECTRICAL APPROX 78 IN LONG, MFD FROM 6145-00-578-7521	EA	1
39	8	PAFZZ	975-00-152-1147	13218E0003-3	97403	CONNECTOR, STRAIGHT	EA	2
39	9	PAFZZ	975-01-039-9746	13218E0003-101	97403	BUSHING	EA	2
39	10	MFFZZ		SW1659M20526	98255	CONDUIT, FLEXIBLE MAKE FROM 5975-00-178-1223, APPROX 52 3/4 LONG	EA	1



AR701633

Figure 40. Cable assembly (13217E8318).

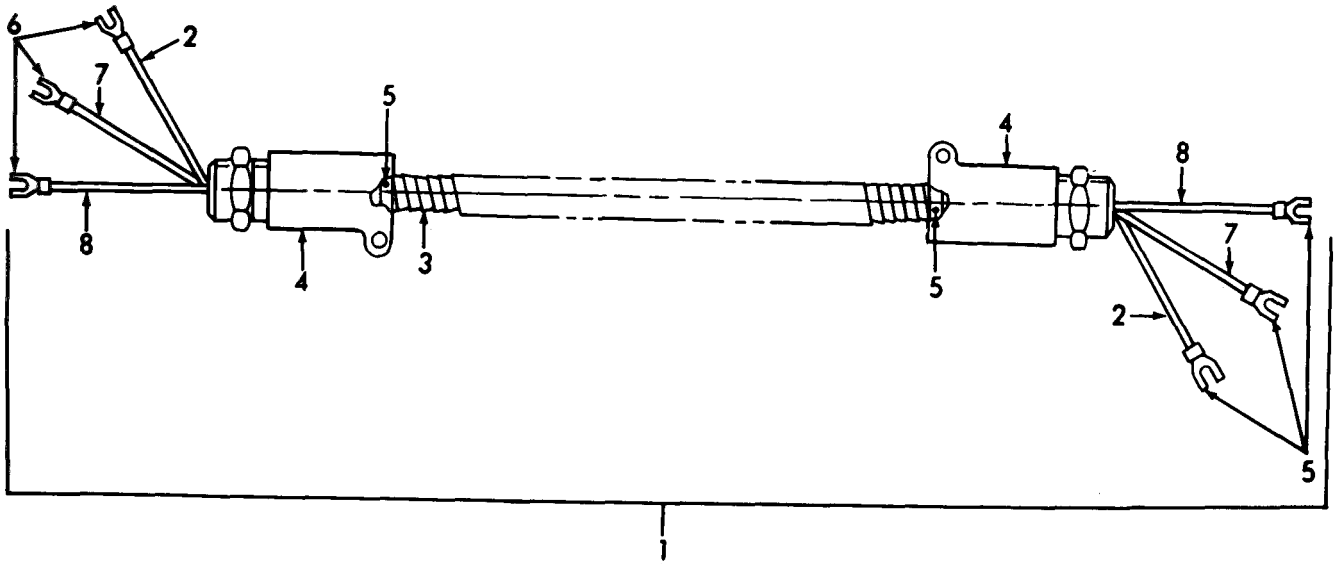
(1) ILLUSTRATION		(2) SMR CODE	(3) NATIONAL STOCK NUMBER	(4) PART NUMBER	(5) FSCM	(6) DESCRIPTION USABLE ON CODE	(7) U/M	(8) QTY INC IN JNIT
(a) FIG NO.	(b) ITEM NO.							
40	1	XBFZZ		13217 E8318	97403	GROUP 0303 CABLE ASSEMBLY (13217 E8318)	EA	1
40	2	PAFZZ	5975-00-152-1072	13218 E0003-2	97403	BOX CONNECTOR, ELECT	EA	2
40	3	PAFZZ	5975-01-037-0796	SW1659M-10710	98255	CONDUIT, FLEXIBLE	EA	1
40	4	PAFZZ	5975-01-039-9747	13218 E0003-100	97403	BUSHING	EA	2
40	5	PAFZZ	5940-00-840-3373	32588	00779	TERMINAL	EA	4
40		MFFZZ		SW13615M129077	98255	WIRE, ELECTRICAL APPROX 77 IN LONG, MFD FROM 6145-00-578-7521	EA	1
40		MFFZZ		SW13615M129077	98255	WIRE, ELECTRICAL APPROX 77 IN LONG, MFD FROM 6145-00-578-7521	EA	V
40		MFFZZ		SW13615M149077	98255	WIRE, ELECTRICAL APPROX 77 IN LONG, MFD FROM 6145-00-578-7521	EA	V
40		XDFZZ		SW13696P1	98255	TERMINAL, LUG	EA	2



AR701632

Figure 41. Compressor motor cable assembly.

(1) ILLUSTRATION		(2)	(3)	(4)	(5)	(6)	(7)	(8)
(a) FIG NO.	(b) ITEM NO.	SMR CODE	NATIONAL STOCK NUMBER	PART NUMBER	FSCM	DESCRIPTION	U/CABLE ON CODE	QTY INC IN UNIT
						GROUP 0303 COMPRESSOR MOTOR CABLE ASSEMBLY		
41	1	XBFZZ		13217E8331	97403	CABLE ASSEMBLY		EA 1
41	2	MFFZZ		SW13615M109059	98255	WIRE, ELECTRICAL APPROX 59 IN LONG, MFD FROM 6145-00-003-9527		EA 1
41	3	MFFZZ		SW13659M10506	98255	CONDUIT, FLEXIBLE MAKE FROM 5975-00-284-7004, APPROX 50 3/4 LONG		EA 1
41	4	PAFZZ	5975-00-152-107	13218E0003-2	97403	BOX CONNECTOR, ELECT		EA 2
41	5	PAFZZ	5975-01-039-974	13218E0003-100	97403	BUSHING		EA 2
41	6	PAFZZ	5940-00-840-337	32588	00779	TERMINAL		EA 4
41	7	MFFZZ		SW13615M109059	98255	WIRE, ELECTRICAL APPROX 59 IN LONG, MFD FROM 6145-00-003-9527		EA 1
41	8	MFFZZ		SW13615M129059	98255	WIRE, ELECTRICAL APPROX 59 IN LONG, MFD FROM 6145-00-578-7521		EA 1



AR701634

Figure 42. Cable assembly (13217E8332).

(1) ILLUSTRATION		(2)	(3)	(4)	(5)	(6)	(7)	(8)
(a) FIG NO.	(b) ITEM NO.	SMR CODE	NATIONAL STOCK NUMBER	PART NUMBER	FSCM	DESCRIPTION	USABLE ON CODE	QTY INC IN
						GROUP 0303 CABLE ASSEMBLY (13217E8332)		
42	1	XBFZZ		13217E8332	97403	CABLE ASSEMBLY		1
42	2	MFFZZ		SW13615M109055	98255	WIRE, ELECTRICAL APPROX 55 IN LONG, MFD FROM 6145-00-003-9527		1
42	3	MFFZZ		SW1659M10466	98255	CONDUIT, FLEXIBLE APPROX 46 3/4 IN LONG, MFD FROM 5975-00-284-7004		1
42	4	PAFZZ	5975-00-152-107	13218E0003-2	97403	BOX CONNECTOR, ELECT	EA	2
42	5	PAFZZ	5975-01-039-974	13218E0003-100	97403	BUSHING	EA	2
42	6	PAFZZ	5940-00-840-337	32588	00779	TERMINAL	EA	6
42	7	MFFZZ		SW13615M109055	98255	WIRE, ELECTRICAL APPROX 55 IN LONG, MFD FROM 6145-00-578-7518	EA	1
42	8	MFFZZ		SW13615M129055	98255	WIRE, ELECTRICAL MAKE FROM M5086-1-12-9, APPROX 55 IN LONG	EA	1

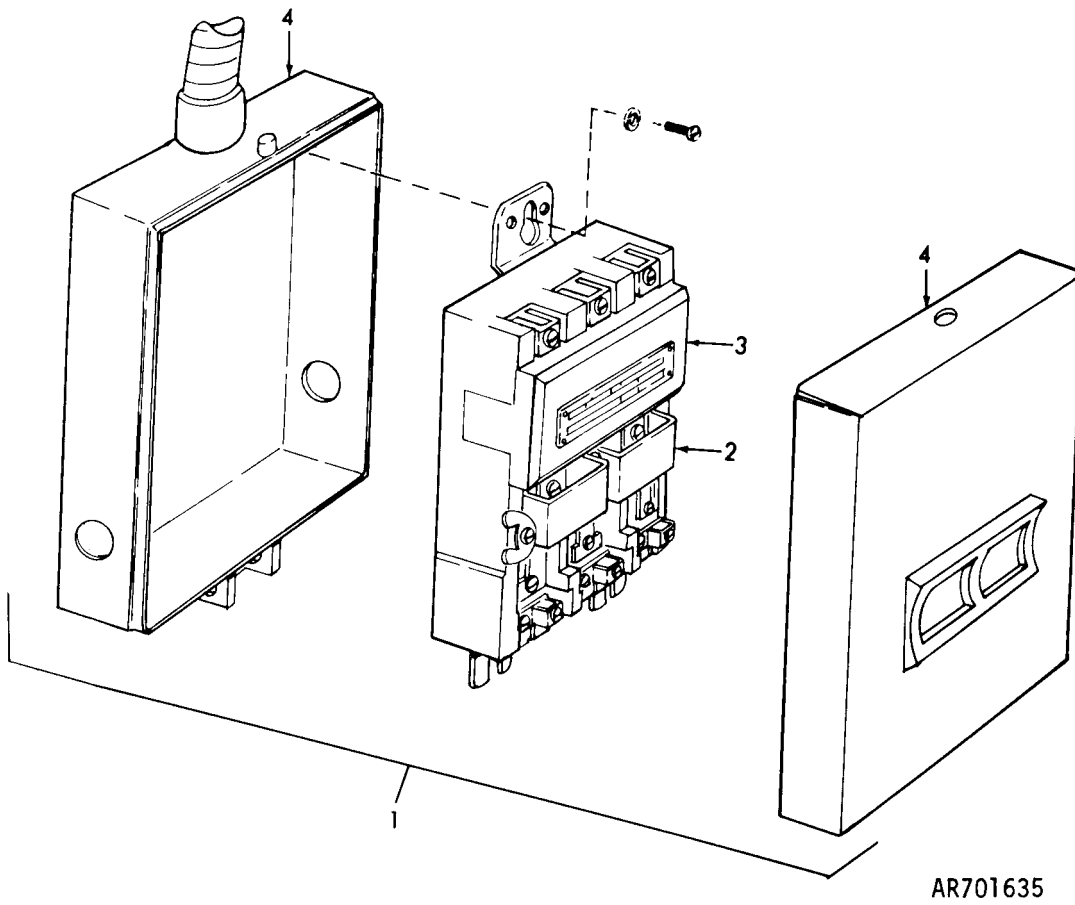
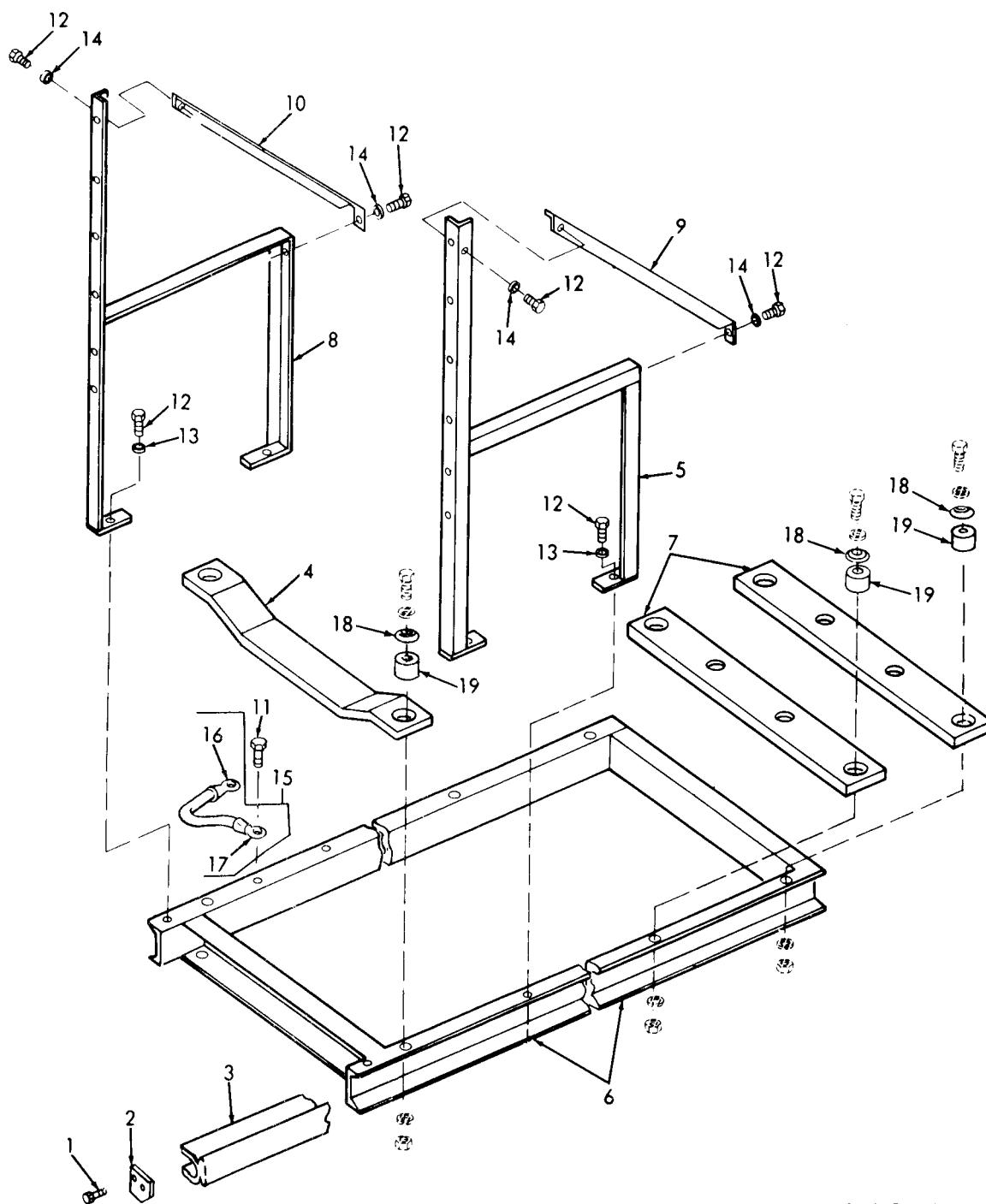


Figure 43. Enclosed motor starter.

(1) ILLUSTRATION		(2)	(3)	(4)	FSCM	(6) DESCRIPTION	(7)	(8)
(a) FIG NO.	(b) ITEM NO.	SMR CODE	NATIONAL STOCK NUMBER	PART NUMBER		USABLE ON CODE	U/M	QTY INC IN UNIT
43	1	XBOZZ		13217E8320	97403	GROUP 0303 ENCLOSED MOTOR STARTER	EA	1
43	2	PAFZZ	6110-00-760-6352	MILS12514	81349	STARTER, MOTOR, ENCLOSED	EA	1
43	3	PAFZZ	6105-01-047-3316	G30T49A	30086	STARTER, MOTOR	EA	1
43	4	XBFZZ		M1	30086	PROTECTOR, THERMAL - OVERLOAD ELECTRICAL MOTOR	EA	2
						BOX, STARTER	EA	1



AR701636

Figure 44. Welder and control panel frame.

(1) ILLUSTRATION (A) FIG NO.	(2) (B) ITEM NO.	(3) SMR CODE	(4) NATIONAL STOCK NUMBER	(5) PART NUMBER	(6) FSCM	TM9-4940-421-24P DESCRIPTION	(7) USABLE ON CODE	(8) QTY INC IN UNIT
						GROUP 0401 BASE,GENERATOR WELDER AND ENGINE MOUNTING WELDER AND CONTROL PANEL FRAME		
44	1	PAOZZ	5305-00-432-4164	MS51861-25	96906	SCREW,MACHINE	EA	8
44	2	XBOZZ		11020995	19204	PLATE,RETAINER	EA	4
44	33	XBFZZ		11020990	19204	SLIDE POWER UNIT	EA	2
44	4	XBHZZ		359174	28835	SUPPORT,GENERATOR	EA	1
44	5	XBHZZ		359224	28835	FRAME ASSEMBLY WELDER	EA	1
44	6	XBHZZ		359264	28835	FRAME,MAIN	EA	1
44	7	XBFZZ		359368	28835	SUPPORT,ENGINE	EA	2
44	8	XBFZZ		359370	28835	FRAME ASSEMBLY	EA	1
44	9	XBFZZ		359372	BRACE	CONTROL PANEL	EA	1
44	10	XBFZZ		359373	28835	BRACE CONTROL PANEL	EA	1
44	11	PAFZZ	5305-00-004-1569	5CW1308-3	28835	SCREW,CAP,HEXAGON HEAD	EA	1
44	12	PAFZZ	5306-01-039-3939	5CW1308-4	28835	SCRW,CAP,HEXAGON HEAD	EA	4
44	13	PAFZZ	5310-00-889-2527	MS45904-72	96906	WASHER,LOCK	EA	2
44	14	PAFZZ	5310-00-637-9575	W11263-4	28835	WASHER,LOCK	EA	1
44	15	XBOZZ		359294	28835	CABLE ASSEMBLY GROUND	EA	1
44	16	PAFZZ	5940-00-115-4991	MS20659-131	96906	TERMINAL CABLE	EA	1
44	17	PAFZZ	5940-00-115-2676	MS20659-143	96906	LUG CABLE	EA	1
44	18	PAFZZ	5310-01-038-5904	16DW335	28835	WASHER,CUP SHOCK MOUNT	EA	6
44	19	PAFZZ	5365-00-840-9571	J6256-3	76005	MOUNT,SHOCK	EA	6

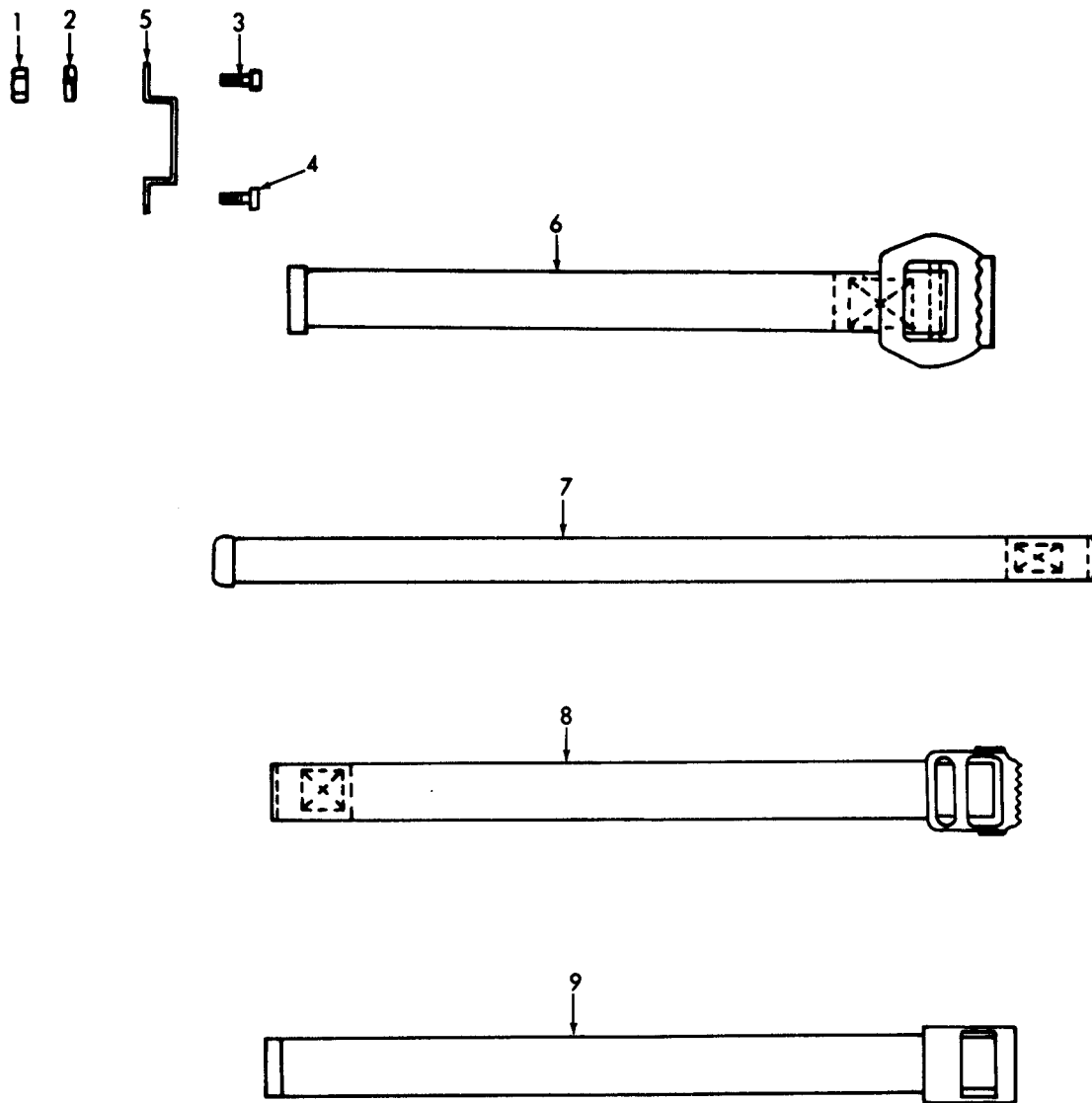


Figure 45. Stowage straps

AR701637

(1) ILLUSTRATION (A) FIG NO.	(B) ITEM NO.	(2) SMR CODE	(3) NATIONAL STOCK NUMBER	(4) PART NUMBER	(5) FSCM	TM9-4940-421-24P DESCRIPTION	USABLE ON CODE	(7) U/M	(8) QTY INC IN UNIT
						GROUP 0501 STOWAGE STRAPS			
45	1	PAOZZ	5310-00-934-9758	MS35649-202	96906	NUT,PLAIN,HEXAGON LOOP MTG		EA	124
45	2	PAOZZ	5310-00-045-3296	MS35338-43	96906	WASHER, LOCK	MTG	EA	124
45	3	PAOZZ	5305-00-984-6210	MS35206-263	96906	SCREW, MACHINE	LOOP MTG	EA	116
45	4	PAOZZ	5305-00-984-6212	MS35206-265	96906	SCREW, MACHINE		EA	8
45	5	XBOZZ	5340-00-764-2334	MS51939-1	96906	LOOP, STRAP FASTENER TOOL INSTALLATION STRAPS		EA	62
45	6	PAOZZ	5340-01-042-5485	8793P-1	98255	STRAP, WEBBING TOOL INSTALLATION (COMPARTMENT 2B) (28 IN. LG.)		EA	2
45	6	PAOZZ	5340-01-043-0272	8793P-3	98255	STRAP, WEBBING TOOL INSTALLATION (60 IN. LG.)		EA	1
45	7	PAOZZ	5340-01-043-0274	8795P-3	98255	STRAP TOOL INSTALLATION (16 IN. LG.)		EA	4
45	7	PAOZZ	5340-01-044-0359	8795P-4	98255	STRAP, WEBBING TOOL INSTALLATION (28 IN. LG.)		EA	4
45	7	PAOZZ	5340-01-043-0273	8795P-6	98255	STRAP TOOL INSTALLATION (20 IN. LOG.)		EA	3
45	7	PAOZZ	5340-01-043-0277	8795P-7	98255	STRAP TOOL INSTALLATION (35 IN. LG.)		EA	2
45	7	PAOZZ	5340-01-042-8265	8795P-9	98255	STRAP TOOL INSTALLATION (10 IN. LG.)		EA	10
45	7	PAOZZ	5340-01-042-8264	8795P-5	98255	STRAP TOOL INSTALLATION (40 IN. LG.)		EA	2
45	8	PAOZZ		12416P-2	98255	STRAP TOOL INSTALLATION (13 IN. LG.)		EA	4
45	8	PAOZZ	5340-01-042-6605	12416P-3	98255	STRAP TOOL INSTALLATION (15 IN. LG.)		EA	3
45	8	PAOZZ	5340-01-043-0275	12416P-4	98255	STRAP TOOL INSTALLATION (7 IN. LG.)		EA	9
45	8	PAOZZ	5340-01-043-0276	12416P-5	98255	STRAP TOOL INSTALLATION (4 IN. LG.)		EA	9
45	9	PAOZZ	5340-01-044-2714	13730P	98255	STRAP TOOL INSTALLATION		EA	3

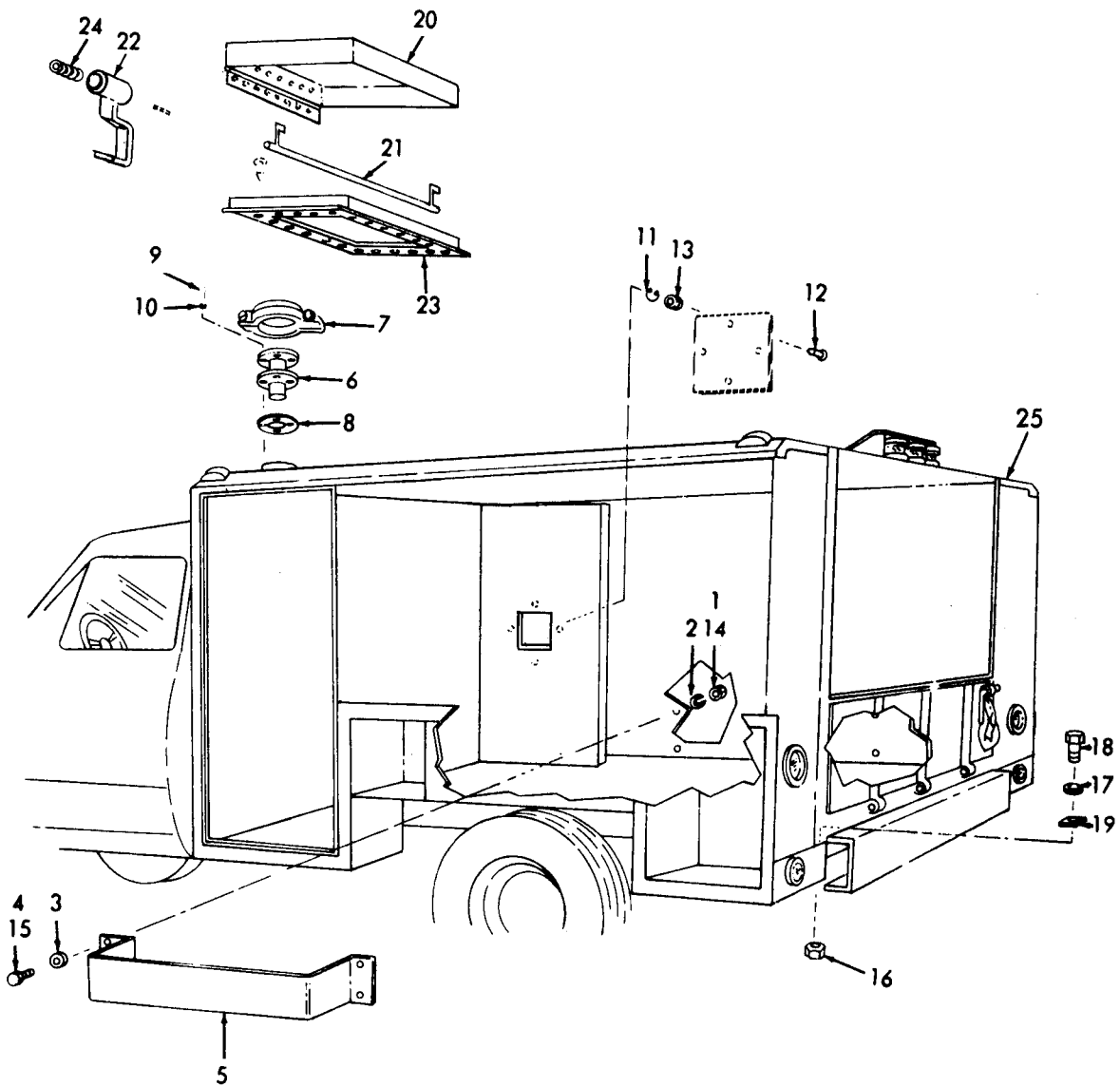
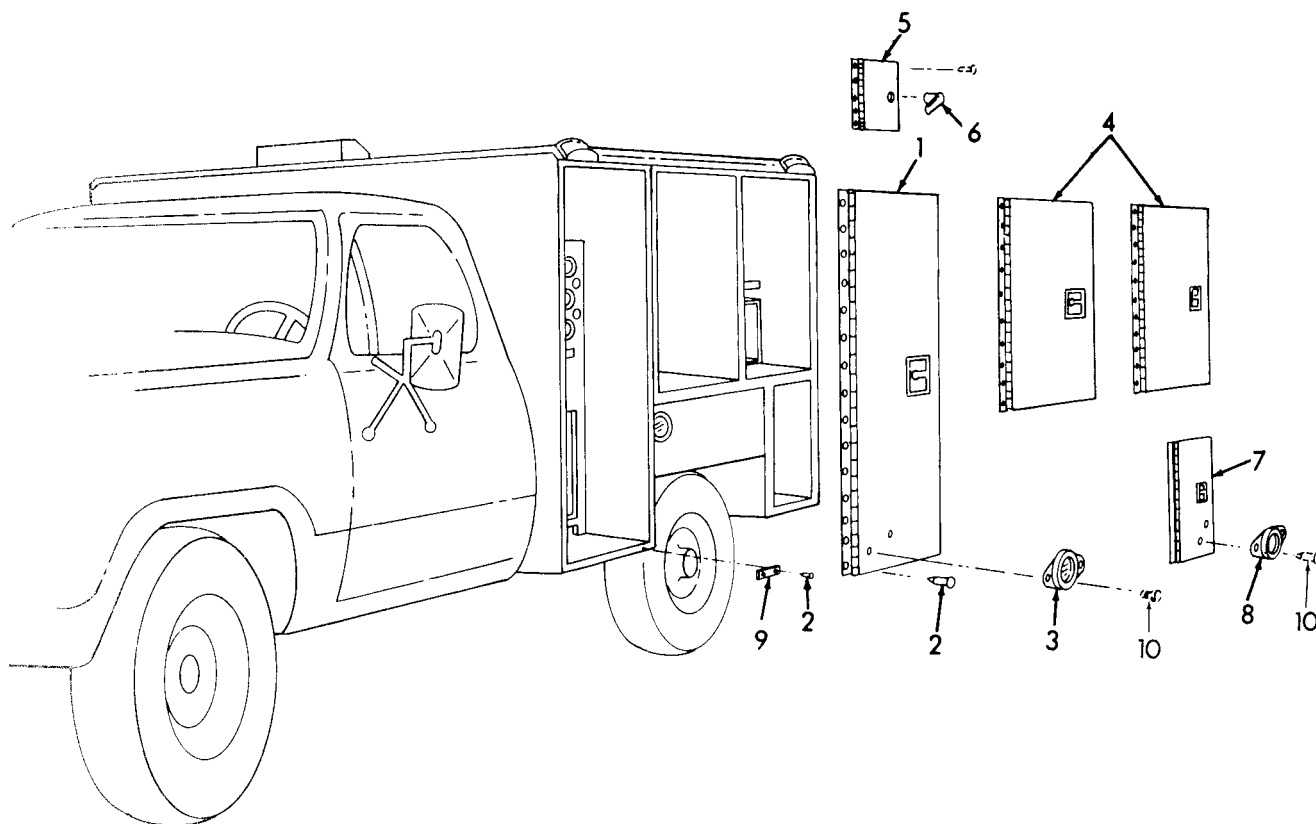


Figure 46. Body assembly.

AR701638

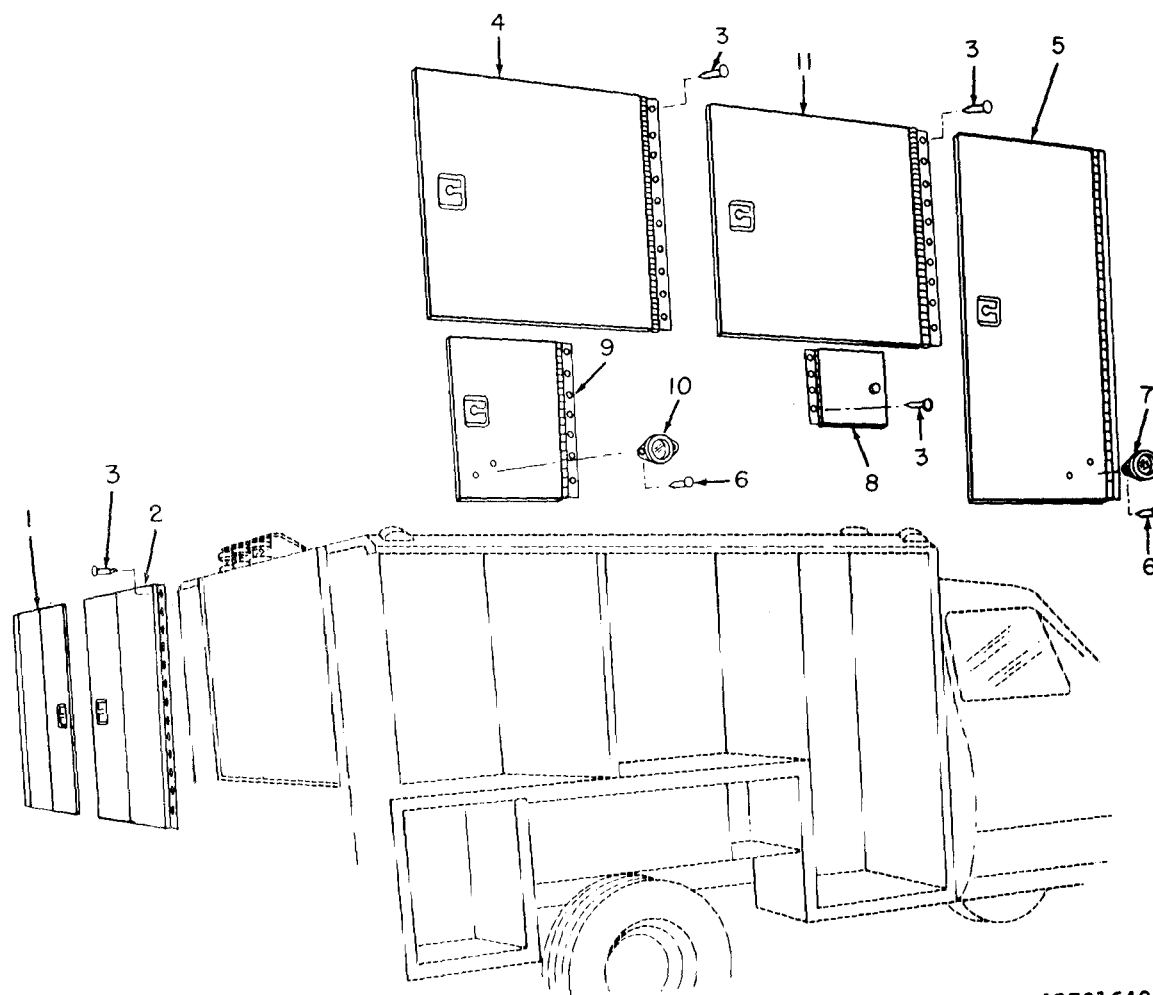
(1) ILLUSTRATION (A) FIG NO.	(2) (B) ITEM NO.	(3) SMR CODE	(4) NATIONAL STOCK NUMBER	(5) PART NUMBER	(6) FSCM	TM9-4940-421-24P DESCRIPTION	(7) USABLE ON CODE	(8) QTY INC IN UNIT
						GROUP 0502 SPECIAL PURPOSE BODIES		
						BODY ASSEMBLY		
46	1	PAFZZ	5310-00-761-6882	MS51967-2	96906	NUT, PLAIN, HEXAGON	EA	4
46	2	PAFZZ	5310-00-582-5965	MS35338-44	96906	WASHER, LOCK	EA	4
46	3	PAFZZ	5310-00-809-4058	MS27183-10	96906	WASHER, FLAT	EA	4
46	4	PAOZZ	5305-00-068-0501	MS90725-5	96906	SCREW, CAP, HEXAGON HEAD	EA	4
46	5	XBOZZ		11020979	19204	CONTAINER EQUIPMENT	EA	1
46	6	XBFZZ		11020993	19204	STACK ASSEMBLY EXHAUST	EA	1
46	7	XBOZZ		11020991	19204	CAP ASSEMBLY, RAIN	EA	1
46	8	PAOZZ	5330-01-041-7901	13761P	98255	GASKET EXHAUST STACK	EA	1
46	9	PAFZZ	5305-00-757-8292	MS51851-44	96906	SCREW, CAP, HEXAGON HEAD	EA	4
46	10	PAFZZ	5310-00-045-3299	MS35338-42	96906	WASHER, LOCK	EA	4
46	11	XBOZZ		SW13792F2	98255	SPRING	EA	4
46	12	XBOZZ		SW13793F2	98255	STUD	EA	4
46	13	XBOZZ		SW13791F4	98255	GROMMET	EA	4
46	14	PAOZZ	5310-00-088-1251	MS51922-1	96906	NUT, SELF-LOCKING HEXAGON	EA	6
46	15	PAOZZ	5305-00-071-2241	MS90725-10	96906	SCREW, CAP, HEXAGON HEAD	EA	6
46	16	PAOZZ	5310-00-225-6993	MS51922-33	96906	NUT, SELF-LOCKING HEXAGON	EA	8
46	17	PAOZZ	5310-00-809-5998	MS27183-18	96906	WASHER, FLAT	EA	16
46	18	PAOZZ	5305-00-071-2069	MS90728-113	96906	SCREW, CAP, HEXAGON HEAD	EA	8
46	19	XBFZZ		11020907	19204	SHIM BODY	EA	8
46	20	XBOZZ		11020976	19204	DOOR ASSEMBLY	EA	1
46	21	XBOZZ		11020978	19204	ARM ASSEMBLY, CONTROL	EA	1
46	22	XBOZZ		11020977	19204	HANDLE ASSEMBLY	EA	1
46	23	XBOZZ		SW13748A	98255	FRAME ASSEMBLY, VENT	EA	1
46	24	XBOZZ		11020980	19204	SPRING, CONTROL ROD	EA	1
46	25	XBFZZ		13217E8302	97403	BODY ASSEMBLY	EA	1



AR701639

Figure 47. Left vehicle side door assemblies.

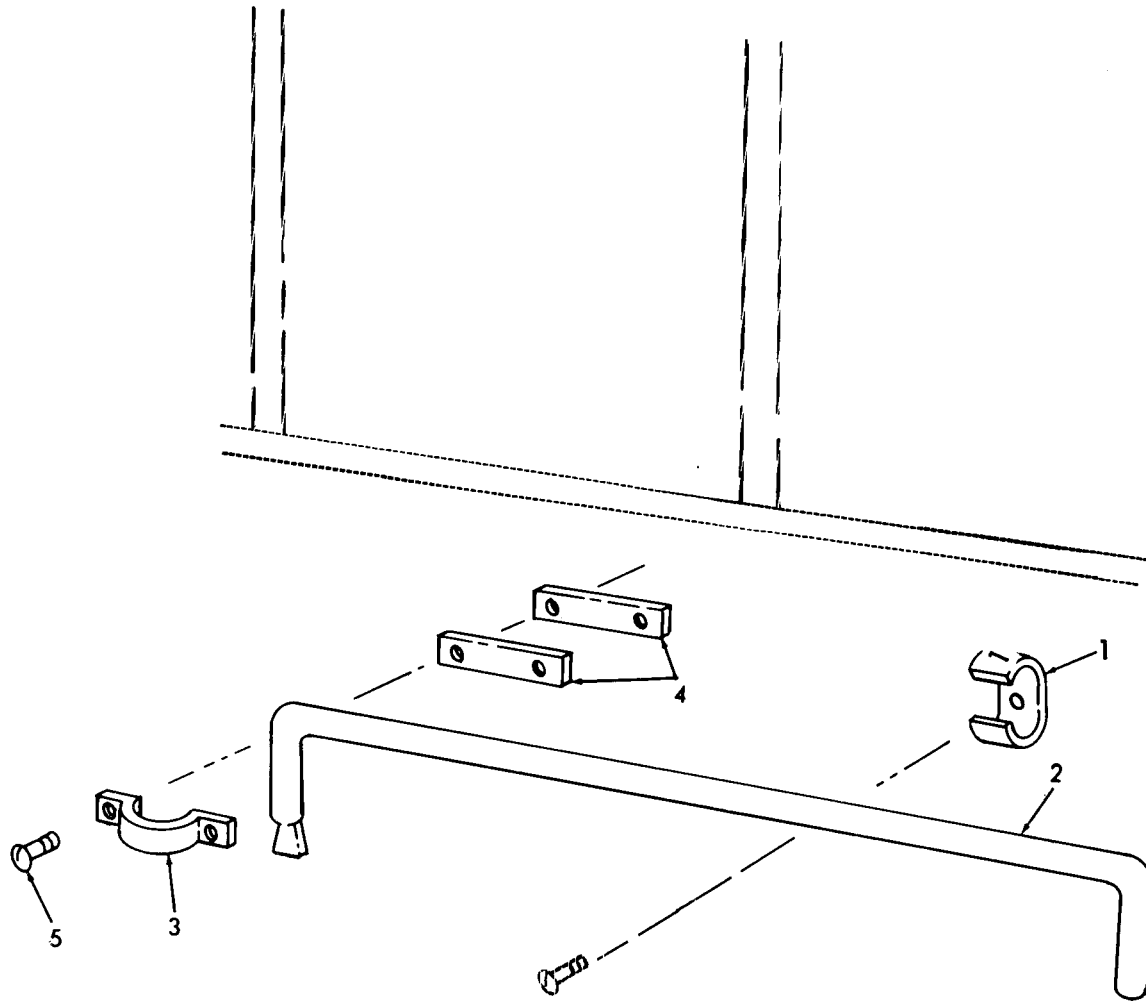
(1) ILLUSTRATION		(2)	(3)	(4)	(5)	(6)	(7)	(8)
(a) FIG NO.	(b) ITEM NO.	SMR CODE	NATIONAL STOCK NUMBER	PART NUMBER	FSCM	DESCRIPTION USABLE ON CODE	U/M	QTY INC IN UNIT
						GROUP 0502 LEFT VEHICLE SIDE DOOR ASSEMBLIES		
47	1	XBOZZ		13217E8025	97403	DOOR, ACCESS	EA	1
47	2	XBOZZ	5320-00-882-8385	MILR24243-6A606H	81349	RIVET, POP DOORS	EA	64
47	3	PAOZZ	9905-00-202-3639	MS35387-2	96906	REFLECTOR, INDICATING AMBER	EA	1
47	4	XBOZZ		11020970-2	19204	DOOR ASSEMBLY	EA	2
47	5	XBOZZ		13217E8299	97403	DOOR ASSEMBLY	EA	1
47	6	XBOZZ		13217E8042-9	97403	LATCH	EA	1
47	7	XBOZZ	4940-01-039-4575	13217E8023	97403	DOOR ASSEMBLY	EA	1
47	8	PAOZZ	9905-00-205-2795	MS35387-1	96906	REFLECTOR, INDICATING RED	EA	1
47	9	XBOZZ		11020958	19204	PLATE	EA	8
47	10	XBOZZ	5320-00-882-8385	MILR24243-6A606H	81349	RIVET, BLIND REFLECTOR MOUNTING	EA	4



AR701640

Figure 48. Rear and right side doors.

(1) ILLUSTRATION (A) FIG NO.	(2) (B) ITEM NO.	(3) SMR CODE	(4) NATIONAL STOCK NUMBER	(5) PART NUMBER	(6) FSCM	TM9-4940-421-24P DESCRIPTION	(7) USABLE ON CODE U/M	(8) QTY INC IN UNIT
						GROUP 0502 REAR AND RIGHT SIDE DOORS		
48	1	XBOZZ		11020974	19207	DOOR ASSEMBLY REAR,L.H.	EA	1
48	2	XBOZZ		11020973	19204	DOOR ASSEMBLY REAR,R.H.	EA	1
48	3	XBOZZ	5320-00-882-8385	MILR24243-6A606H	81349	RIVET,POP REFLECTOR MOUNTING	EA	4
48	4	XBOZZ		11020969-4	19204	DOOR ASSEMBLY	EA	1
48	5	XBOZZ		11020969-3	19204	DOOR ASSEMBLY	EA	1
48	6	XBOZZ		M24243-6A604H	81849	RIVET,POP	EA	4
48	7	XBOZZ	9905-00-202-3639	MS35387-2	96906	REFLECTOR,INDICATION AMBER	EA	1
48	8	XBOZZ	5340-01-038-9791	13609A	98255	DOOR ASSEMBLY	EA	1
48	9	XBOZZ		11020967	19204	DOOR ASSEMBLY	EA	1
48	10	PAOZZ	9905-00-205-2795	MS35387-1	96906	REFLECTOR,INDICATING RED	EA	1
48	11	XBOZZ		11020969-1	19204	DOOR ASSEMBLY	EA	1



AR701641

Figure 49. Door assembly components.

(1) ILLUSTRATION		(2)	(3)	(4)	(5)		(6)	(7)	(8)
(a) FIG NO.	(b) ITEM NO.	SMR CODE	NATIONAL STOCK NUMBER	PART NUMBER	F S C M		DESCRIPTION USABLE ON CODE	U/M	QTY INC IN UNIT
							GROUP 0502 DOOR ASSEMBLY COMPONENTS		
49	1	PADZZ	5340-01-043-9090	SW13767P-1	98255		CLIP DOOR BRACE	EA	4
49	2	XBOZZ	5340-01-041-8038	13217E802L	97403		ROD, BRACE	EA	4
49	2	XDOZZ		11020988-1	19204		ROD, BRACE	EA	2
49	3	XDOZZ	5340-01-039-0100	13217E8060	97403		CLIP	EA	4
49	4	XDOZZ	5365-01-038-6922	12197M	98255		PLATE	EA	8
49	5	XDOZZ	5320-00-882-8385	MILR24243-6A606H	81349		RIVET	EA	2
49	5	XBOZZ		M24243-6A604H	81349		RIVET	EA	6

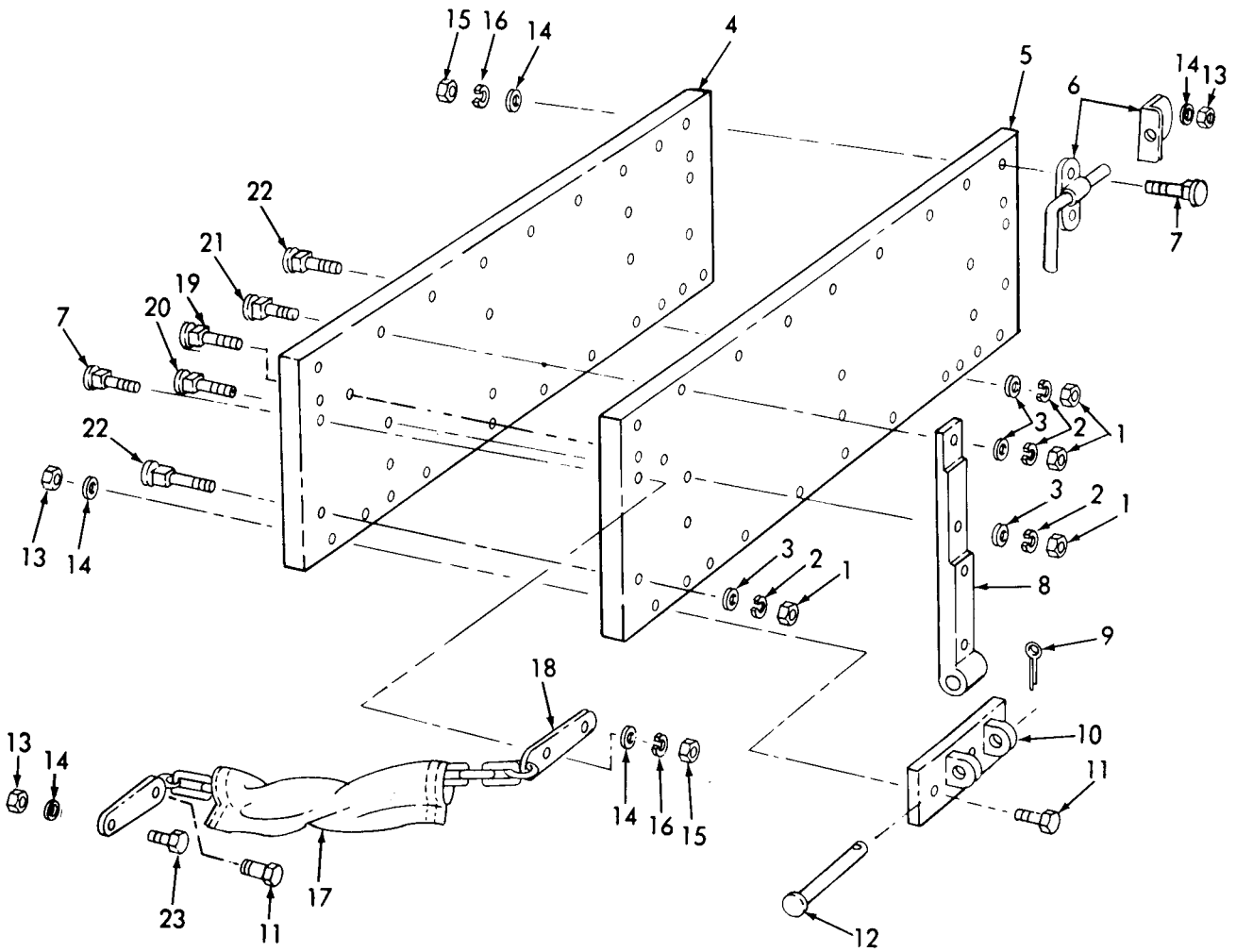
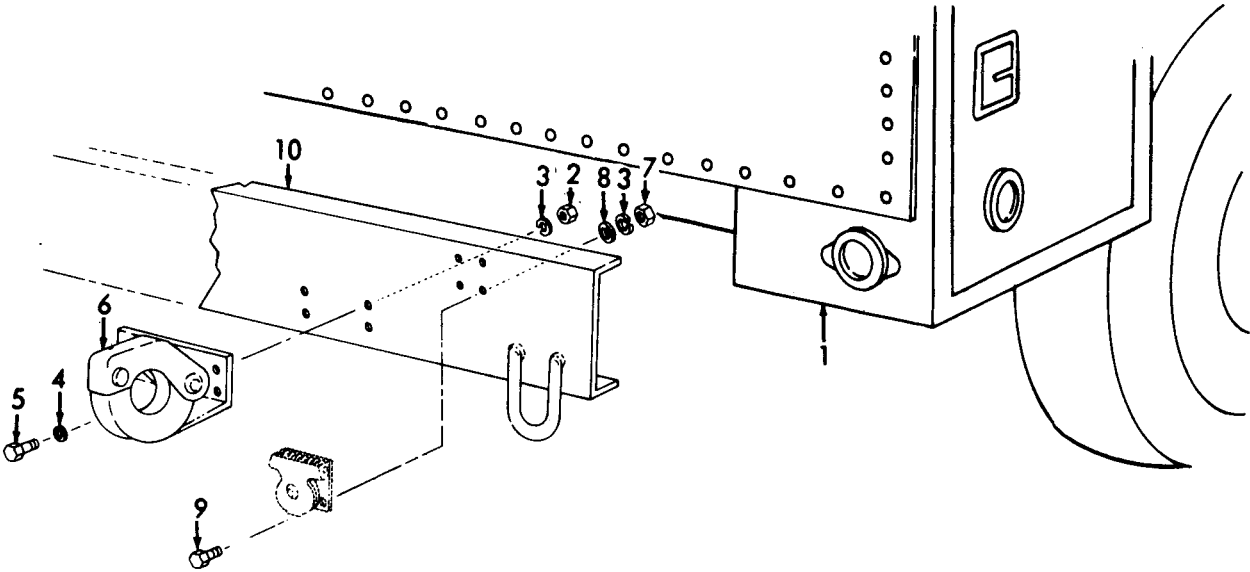


Figure 50. Tail gate.

AR701642

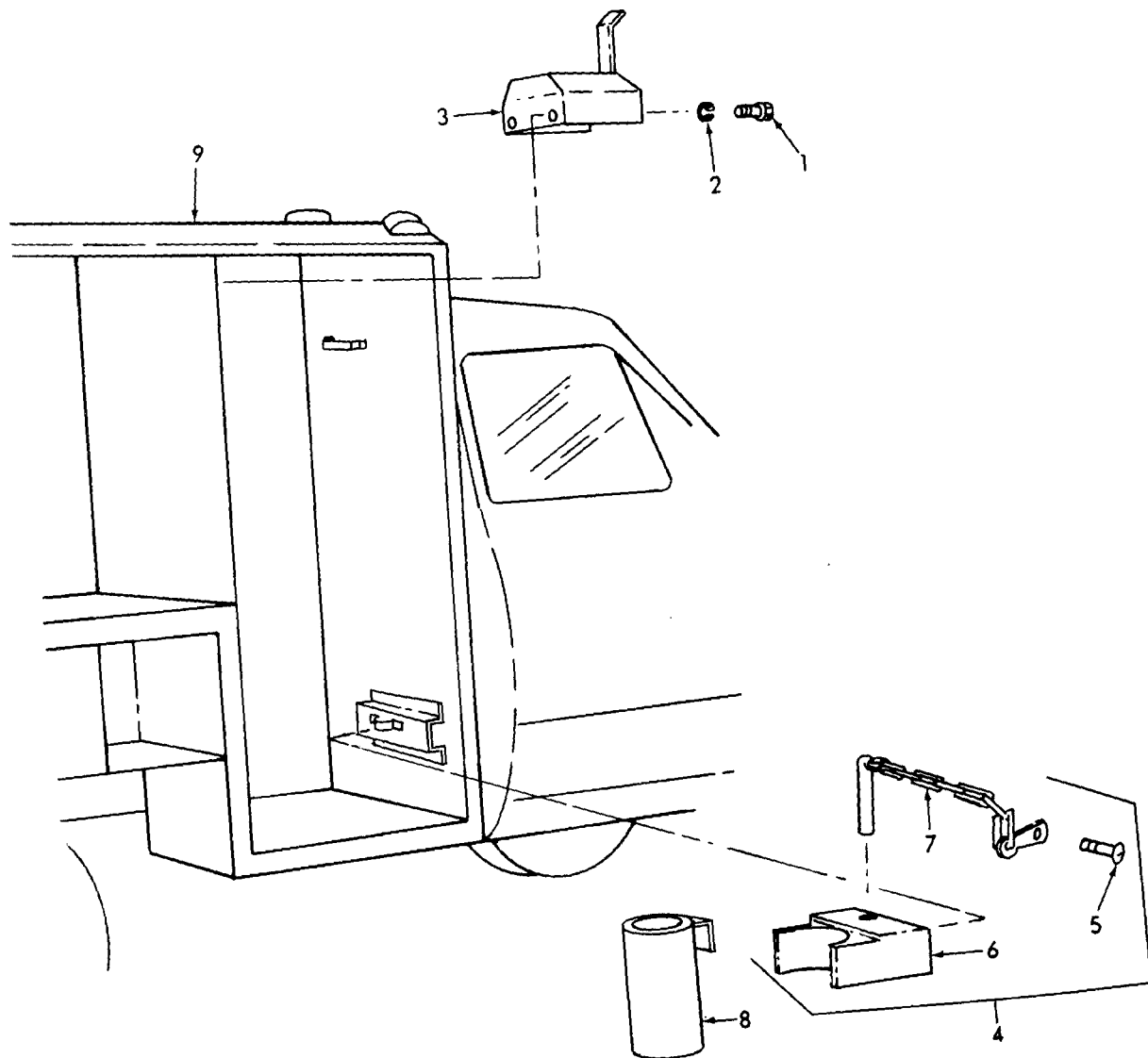
(1) ILLUSTRATION (A) FIG NO.	(2) (B) ITEM NO.	(3) SMR CODE	(4) NATIONAL STOCK NUMBER	(5) PART NUMBER	(6) FSCM	TM9-4940-421-24P DESCRIPTION	(7) USABLE ON CODE	(8) QTY INC IN UNIT
						GROUP 0502 TAIL GATE		
50	1	PAOZZ	5310-00-761-6882	MS51967-2	96906	NUT,PLAIN,HEXAGON	EA	22
50	2	PAOZZ	5310-00-582-5965	MS35338-44	96906	WASHER,LOCK	EA	22
50	3	PAOZZ	5310-00-809-4058	MS27183-10	96906	WASHER,FLAT	EA	22
50	4	MFFZZ		11020972	19204	BOARD,TAILGATE FABRICATE FROM 5530-00-275-2489	EA	1
50	5	PAOZZ	4940-01-039-4669	13729M	98255	FRAME,TAILGATE	EA	1
50	6	PAOZZ	4940-01-036-6824	13217E8026	97403	LATCH,TAILGATE	EA	2
50	7	XDOZZ		MS35751-73	96906	BOLT,CARRIAGE	EA	6
50	8	PAOZZ	2510-01-044-7771	13200E9225	97403	STRAP,TAILGATE	EA	3
50	9	PAOZZ	5315-00-839-5822	MS24665-353	96906	PIN,COTTER	EA	3
50	10	PAOZZ	4940-01-040-7753	12827M	98255	BRACKET,EYE NONROTATING TAILGATE HINGE	EA	3
50	11	PADZZ	5305-00-269-3212	MS90725-61	96906	SCREW,CAP,HEXAGON HEAD	EA	11
50	12	PAOZZ	5315-01-039-6306	13200E9227	97403	PIN	EA	3
50	13	PAOZZ	5310-00-087-4652	MS51922-17	96906	NUT,SELF-LOCKING HEXAGON	EA	19
50	14	PAOZZ	5310-00-080-6004	MS27183-14	96906	WASHER,FLAT	EA	27
50	15	PAOZZ	5310-00-732-0558	MS51967-8	96906	NUT,PLAIN,HEXAGON	EA	8
50	16	PAOZZ	5310-00-637-9541	MS35338-46	96906	WASHER,LOCK	EA	8
50	17	PAOZZ	2510-00-235-3795	13200E9226	97403	COVER,CHAIN	EA	2
50	18	XBOZZ		11020966	19204	BRACKET AND CHAIN ASSEMBLY	EA	2
50	19	XDOZZ		MS35751-72	96906	BOLT,SQUARE NECK 3/8-16UNC-2A, 1 3/4 LG	EA	2
50	20	XDOZZ		MS35751-19	96906	BOLT,SQUARE NECK 1/4-20 UNC-2A, 1 3/4 LG	EA	9
50	21	PAOZZ	5306-00-108-9988	MS35751-18	96906	BOLT,SQUARE NECK 1/4-20 UNC-2A, 1 1/2 LG	EA	3
50	22	PAOZZ	5306-00-889-2943	MS35751-17	96906	BOLT,SQUARE NECK 1/4-20 UNC-2A, 1 1/4 LG	EA	10
						GROUP 0601 ACCESSORY ITEMS		
						CHASSIS,TOWING PINTLE		
						AND BUMPER		



AR701643

Figure 51. Chassis, towing pintle and bumper

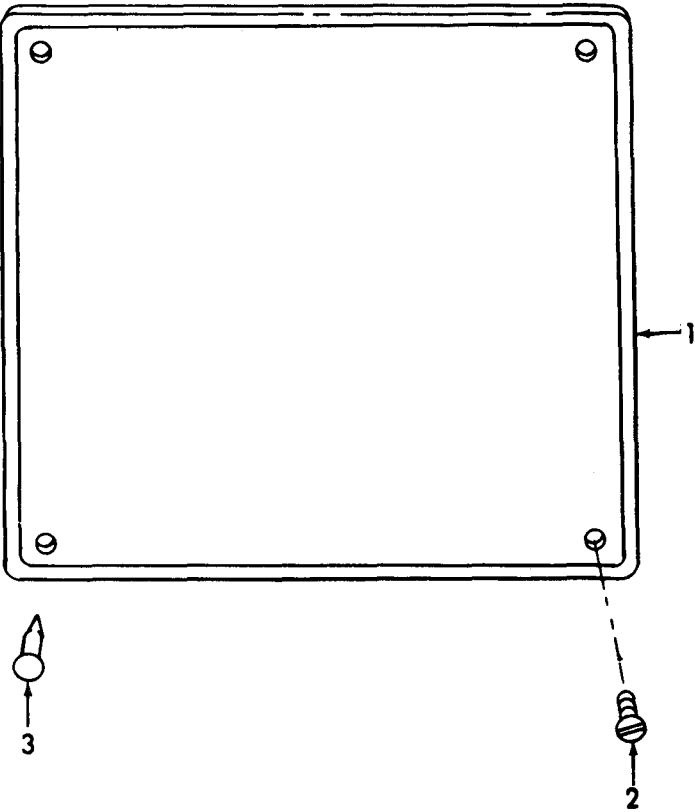
(1) ILLUSTRATION		(2)	(3)	(4)	(5)	(6) DESCRIPTION	(7)	(8)
(a) FIG NO.	(b) ITEM NO.	SMR CODE	NATIONAL STOCK NUMBER	PART NUMBER	FSCM	USABLE ON CODE	UM	QTY INC IN UNIT
						GROUP 0601 ACCESSORY ITEMS CHASSIS, TOWING PINTLE AND BUMPER		
51		XBHZZ		11020903	19204	CHASSIS		1
51		PAOZZ	5310-00-225-6993	MS51922-33	96906	NUT, SELF-LOCKING HEXAGON PINTLE MTG	EA	4
51		PAOZZ	5310-00-582-5965	MS35338-44	96906	WASHER, LOCK PINTLE MTG	EA	4
51		PAOZZ	5310-00-809-5998	MS27183-18	96906	WASHER, FLAT PINTLE MTG	EA	8
51		PAOZZ	5305-00-071-1769	MS90725-115	96906	SCREW, CAP, HEXAGON HEAD PINTLE MTG	EA	
51		XBOZZ	2540-00-835-9039	MS51335-2	96906	PINTLE ASSEMBLY TOWING	EA	
51		PAOZZ	5310-00-761-6882	MS51967-2	96906	NUT, PLAIN, HEXAGON	EA	
51		PAOZZ	5310-00-809-4058	MS27183-10	96906	WASHER, FLAT	EA	
51		PAOZZ	5305-00-225-3839	MS90725-8	96906	SCREW, CAP, HEXAGON HEAD	EA	
51		XBOZZ		11020937	19204	BUMPER ASSEMBLY VEHICLE	EA	



AR701644

Figure 52. Hose rank and bottle bracket.

(1) ILLUSTRATION (A) FIG NO.	(B) ITEM NO.	(2) SMR CODE	(3) NATIONAL STOCK NUMBER	(4) PART NUMBER	(5) TM9-4940-421-24P DESCRIPTION FSCM	(7) USABLE ON CODE U/M	(8) QTY INC IN UNIT
					GROUP 0601 HOSE RACK AND BOTTLE BRACKET		
52	1	PAFZZ	5306-00-225-9089	MS90726-34	96906 BOLT,MACHINE	EA	3
52	2	PAOZZ	5310-00-407-9566	MS35338-45	96906 WASHER,LOCK	EA	3
52	3	XBOZZ		11020950	19204 RACK ASSEMBLY HOSE	EA	1
52	4	XBOZZ		11020951	19204 BRACKET ASSEMBLY BOTTLE	EA	1
52	5	PAOZZ	5305-00-432-4251	MS51861-65	96906 SCREW,MACHINE	EA	1
52	6	XBOZZ		SW13628A	98255 BRACKET BOTTLE	EA	1
52	7	XBOZZ		11020957	19204 PIN AND CHAIN ASSEMBLY	EA	1
52	8	XBOZZ		13200E9126	97403 CONTAINER FITTING	EA	1
52	9	XBFZZ		11020961	19204 BODY	EA	1



AR701645

Figure 53. Data plates.

SECTION II							TM9-4940-421-24P	
(1) ILLUSTRATION		(2)	(3) NATIONAL STOCK NUMBER	(4) PART NUMBER	(5) FSCM	(6) DESCRIPTION USABLE ON CODE	(7) U/M	(8) QTY INC IN UNIT
(a) FIG NO.	(b) ITEM NO.	SMR CODE						
GROUP 0602 DATA PLATES								
53	1	XBOZZ		SD312	66289	PLATE, IDENTIFICATION ENGINE	EA	1
53	1	XBFZZ		359366	28835	LABEL LIFTING STRAP	EA	1
53	1	XBFZZ		404042-1	28835	PLATE, IDENTIFICATION POWER UNIT CONTROL PANEL	EA	1
53	1	XBOZZ		SW13770P	98255	PLATE, IDENTIFICATION SHOP EQUIPMENT NAME PLATE	EA	1
53	1	XBOZZ		11020912	19204	PLATE, INSTRUCTION TRANSPORTATION DATA PLATE	EA	1
53	1	XBOZZ		13217E8279-3	97403	PLATE, INSTRUCTION WIRING DIAGRAM	EA	1
53	1	XBOZZ		13217E8303	97403	PLATE, INSTRUCTION	EA	1
53	1	XBOZZ		13217E8323	97403	PLATE, INSTRUCTION FLUID CAPACITIES	EA	1
53	1	XBOZZ		13217E8324	97403	PLATE, INSTRUCTION TIRE PRESSURE	EA	1
53	2	PAOZZ	5305-00-879-3825	MS24617-1	96906	SCREW, TAPPING IDENTIFICATION PLATE MOUNTING	EA	4
53	3	XBFZZ		M24243-6A604H	81349	RIVET, POP	EA	16

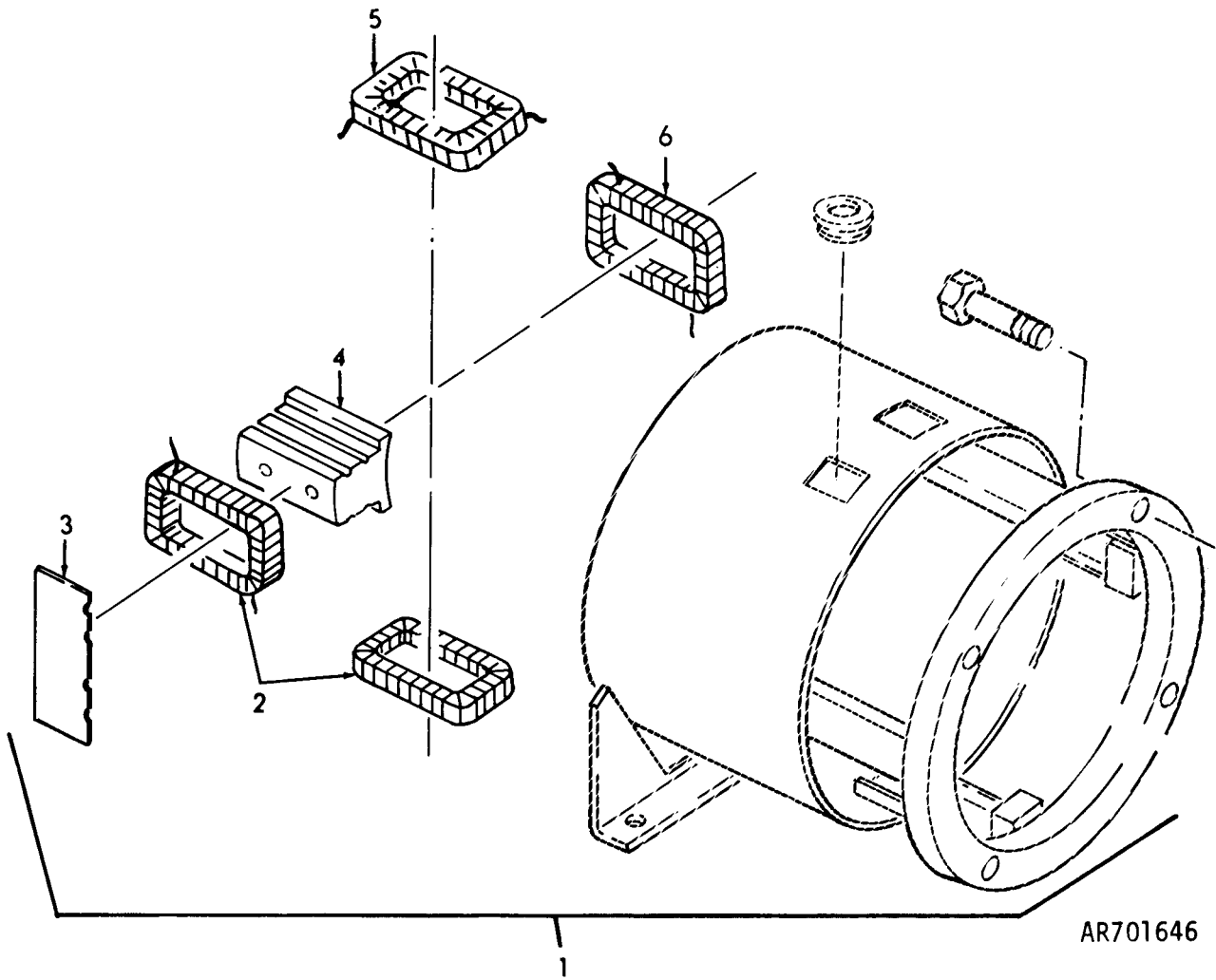
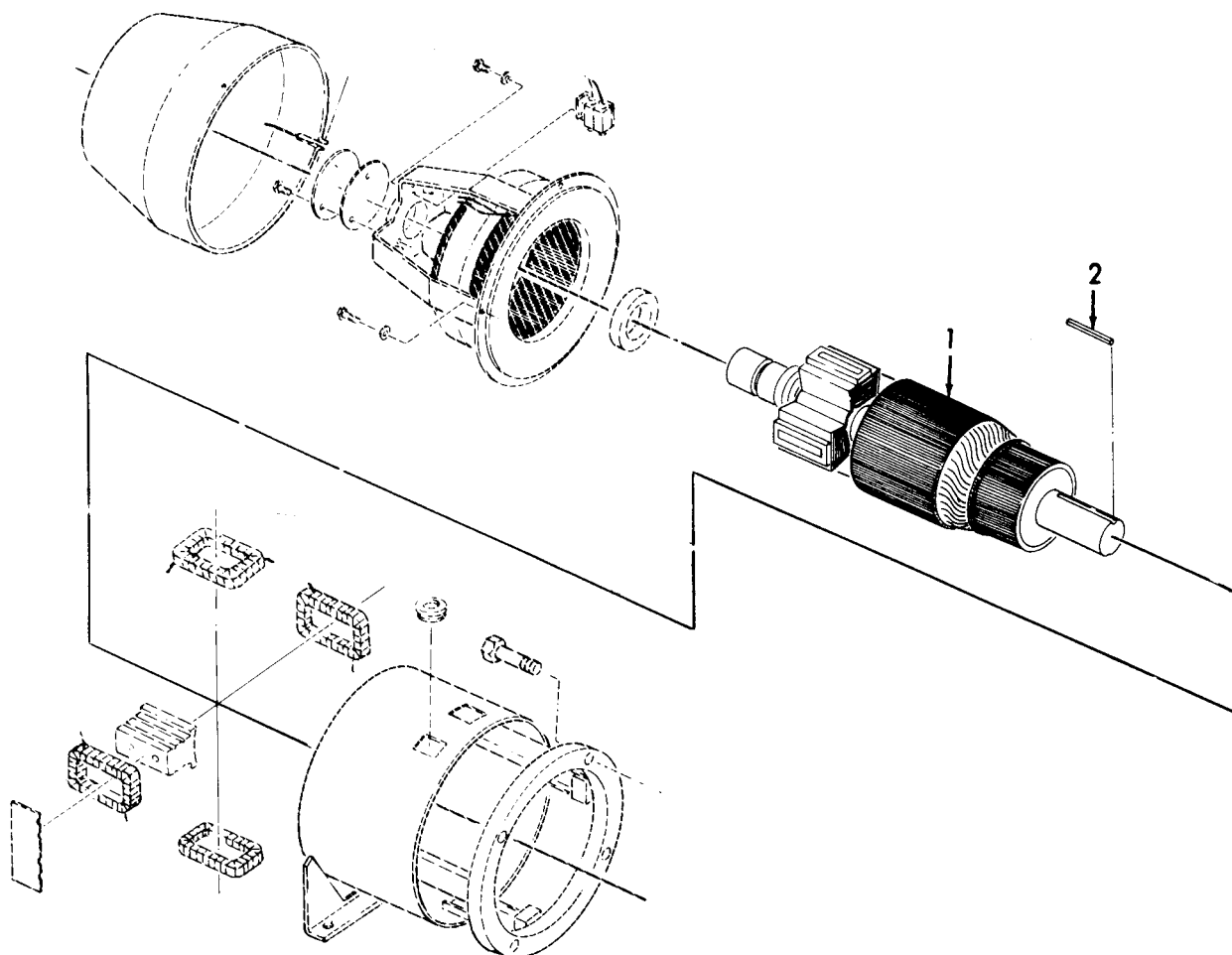


Figure 54. InterPole coils

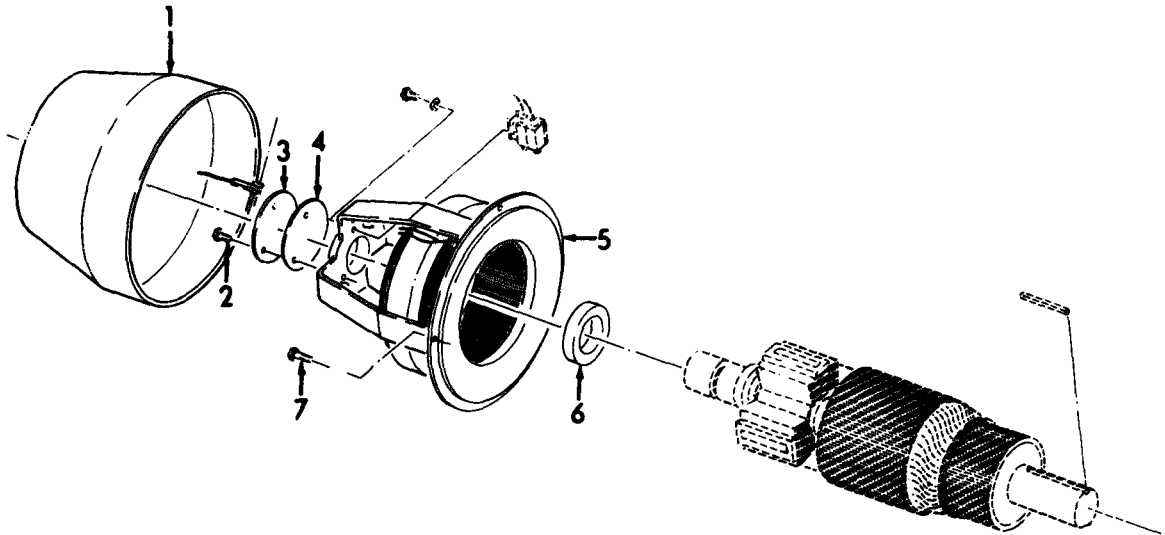
(1) ILLUSTRATION (A) FIG NO.	(B) ITEM NO.	(2) SMR CODE	(3) NATIONAL STOCK NUMBER	(4) PART NUMBER	(5) FSCM	TM9-4940-421-24P DESCRIPTION	USABLE ON CODE	(7) U/M	(8) QTY INC IN UNIT
						GROUP 0701 ARC WELDER			
						INTERPOLE COILS			
54	1	XAFHH		359556	28835	WELDER, GENERATOR ASSEMBLY		EA	1
54	2	XAHZZ		359507	28835	COIL, INTERPOLE RT AND BOTTOM		EA	2
54	3	XBHZZ		8BW348	28835	WRAPPER INTERPOLE POLEPIECE		EA	1
54	4	XBHZZ		20BW897	28835	POLEPIECE		EA	4
54	5	XAHZZ		359508	28835	COIL, INTERPOLE TOP		EA	1
54	6	XHZZ		3595C9	28835	COIL, INTERPOLE		EA	1



AR701647

Figure 55. Armature assembly.

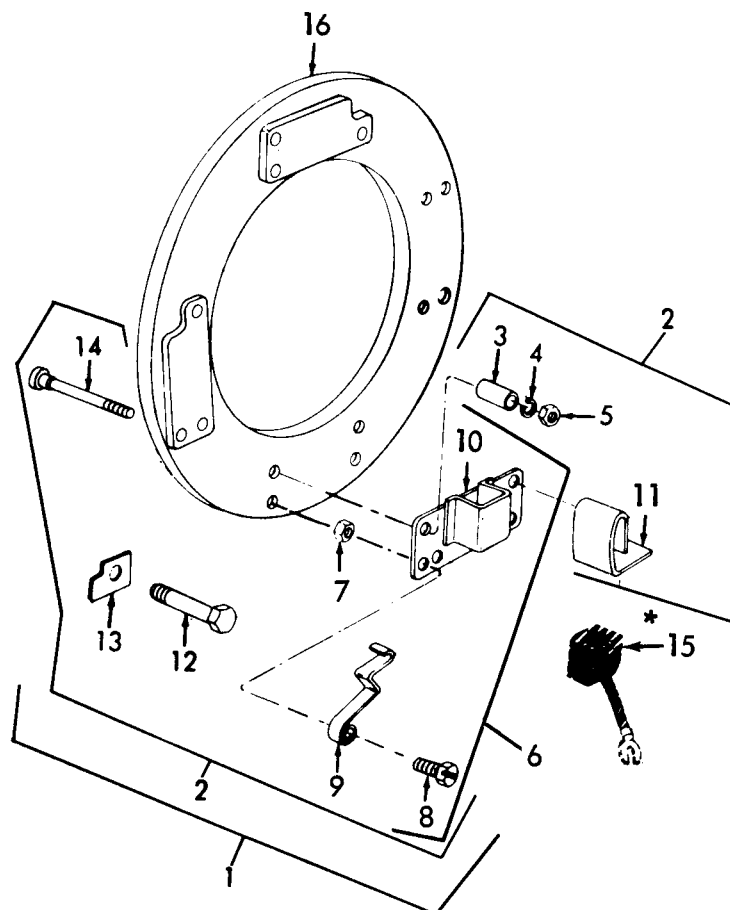
(1) ILLUSTRATION		(2)	(3)	(4)	(5)	(6)	(7)	(8)
(a) FIG NO.	(b) ITEM NO.	SMR CODE	NATIONAL STOCK NUMBER	PART NUMBER	FSCM	DESCRIPTION USABLE ON CODE	U/M	QTY INC IN UNIT
						GROUP 0702 ROTOR ASSEMBLY		
						ARMATURE ASSEMBLY		
55	1	PBHHZ	6115-01-044-4124	359180-1	28835	ARMATURE ASSEMBLY	EA	1
55	2	XBHZZ		C30	28835	KEY, MACHINE ARMATURE	EA	1



AR701648

Figure 56. Stator assembly

(1) ILLUSTRATION		(2)	(3)	(4)	(5)	(6)	(7)	(8)
(a) FIG NO.	(b) ITEM NO.	SMR CODE	NATIONAL STOCK NUMBER	PART NUMBER	FSCM	DESCRIPTION USABLE ON CODE	U/M	QTY INC IN UNIT
GROUP 0703 STATOR ASSEMBLY								
56	1	XBFZZ		359181	28835	COVER, END HOUSING	EA	1
56	2	PAFZZ	5305-00-869-5008	SCW1309-2	28835	SCREW, CAP, HEXAGON HEAD	EA	3
56	3	XHFZZ		359344	28835	CAP, BEARING	EA	1
56	4	PAAFZZ	5330-00-292-5537	CW1160	28835	GASKET BEARING CAP	EA	1
56	5	XRMZZ		356773-24	28835	HOUSING AND STATOR WITH WINDING	EA	1
56	6	PAWZZ	3110-00-107-7567	6308ARS	52676	BEARING, BALL	EA	1
56	7	PAFZZ	5305-01-038-8691	W11797-4	28835	SCREW, CAP, HEXAGON HEAD	EA	4

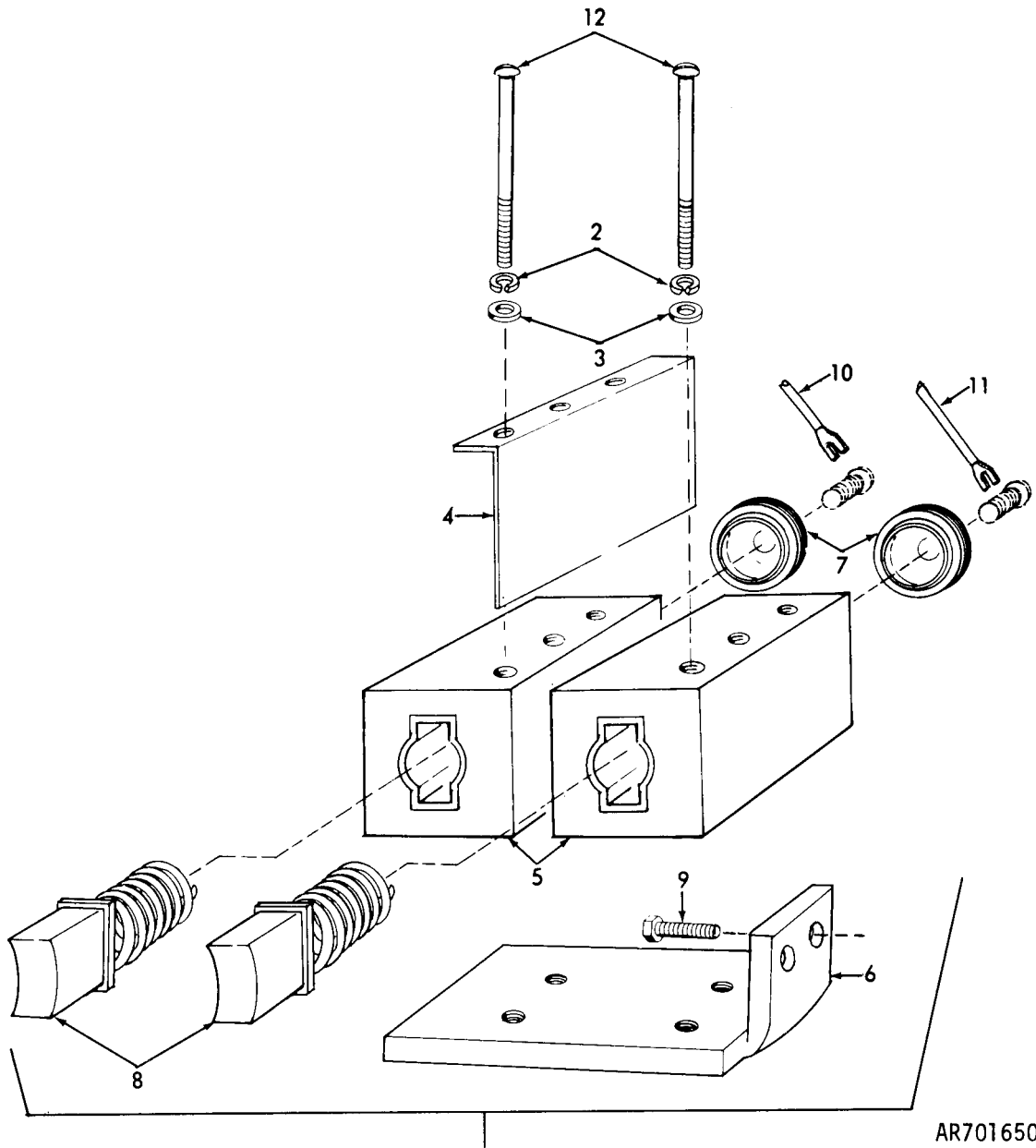


* Not Part of Item 2.

AR701649

Figure 57. Brush holder assembly.

(1) ILLUSTRATION (A) FIG NO.	(2) (B) ITEM NO.	(3) SMR CODE	(4) NATIONAL STOCK NUMBER	(5) PART NUMBER	(6) TM9-4940-421-24P DESCRIPTION FSCM	(7) USABLE ON CODE U/M	(8) QTY INC IN UNIT
GROUP 0704 BRUSH HOLDER ASSEMBLY							
57	1	XBFZZ		358221-27	28835 BRUSHHOLDER ASSEMBLY	EA	1
57	2	XBFZZ		12CW2B	28835 HOLDER ASSEMBLY BRUSH	EA	1
57	3	XBFZZ	5365-01-046-1096	AW740	28835 SPACER BRUSH HOLDER	EA	4
57	4	PAFZZ	5310-00-582-5965	MS35338-44	96906 WASHER, LOCK	EA	12
57	5	PAFZZ	5310-00-851-2674	MS35691-1	96906 NUT, HEXAGON JAM	EA	12
57	6	XBFZZ		AW1156B	28835 PLATE AND GUIDE	EA	8
57	7	PAFZZ	5310-00-851-2674	MS35691-1	96906 NUT, HEXAGON JAM	EA	1
57	8	XBFZZ		AW1719	28835 ADAPTER	EA	1
57	9	PAFZZ	5360-00-431-8923	W799H173	28835 SPRING, TORSION	EA	1
57	10	XBFZZ		AW734	28835 PLATE AND GUIDE	EA	8
57	11	XBFZZ		AW1683	28835 SPACER	EA	4
57	12	PAFZZ	5305-01-038-6358	W-11236-4	28835 SCREW, CAP, HEXAGON HEAD	EA	4
57	13	XBFZZ		359296	28835 CLAMP, RING BRUSH HOLDER	EA	2
57	14	PAFZZ	5306-01-039-4523	8BW12-1	28835 BOLT, CARRIAGE	EA	12
57	15	PAOZZ	5977-00-655-2555	AW1470	28835 BRUSH, ELECTRICAL CONTACT	EA	8
57	16	XBHZZ	5977-00-922-0875	12CW962	28835 RING BRUSH HOLDER MTG	EA	1



AR701650

Figure 58. Exciter brush holder.

(1) ILLUSTRATION (A) (B) FIG ITEM NO. NO.		(2) SMR CODE	(3) NATIONAL STOCK NUMBER	(4) PART NUMBER	(5) FSCM	TM9-4940-421-24P DESCRIPTION	(7) USABLE ON CODE U/M		(8) QTY INC IN UNIT
GROUP 0704 EXCITER BRUSH HOLDER									
58	1	XBFZZ		359348	28835	BRUSH HOLDER ASSEMBLY		EA	1
58	2	PAFZZ	5310-00-045-3299	MS35338-42	96906	WASHER, LOCK		EA	4
58	3	PAFZZ	5310-00-763-0253	W11245-3	28835	WASHER, FLAT		EA	2
58	4	XBFZZ		356796	28835	SPACER BRUSH BOX		EA	1
58	5	XBFZZ		402530	28835	GUIDE BRUSHHOLDER		EA	2
58	6	XBHZZ		359347	28835	BRACKET BRUSHHOLDER		EA	1
58	7	XBFZZ		402531	28835	CAP BRUSHHOLDER		EA	2
58	8	PAOZZ	5977-01-037-8927	402788	28835	BRUSH		EA	2
58	9	PAFZZ	5305-00-068-0502	MS90725-6	96906	SCREW, CAP, HEXAGON HEAD		EA	3
58	10	XBFZZ		359350-2	28835	LEAD, ELECTRICAL BRUSH HOLDER, NEGATIVE		EA	1
58	11	XBFZZ		359350-1	28835	LEAD, ELECTRICAL BRUSH HOLDER, NEGATIVE		EA	1
58	12	PAFZZ	5305-01-043-5692	W11111-5	28835	SCREW, MACHINE		EA	4

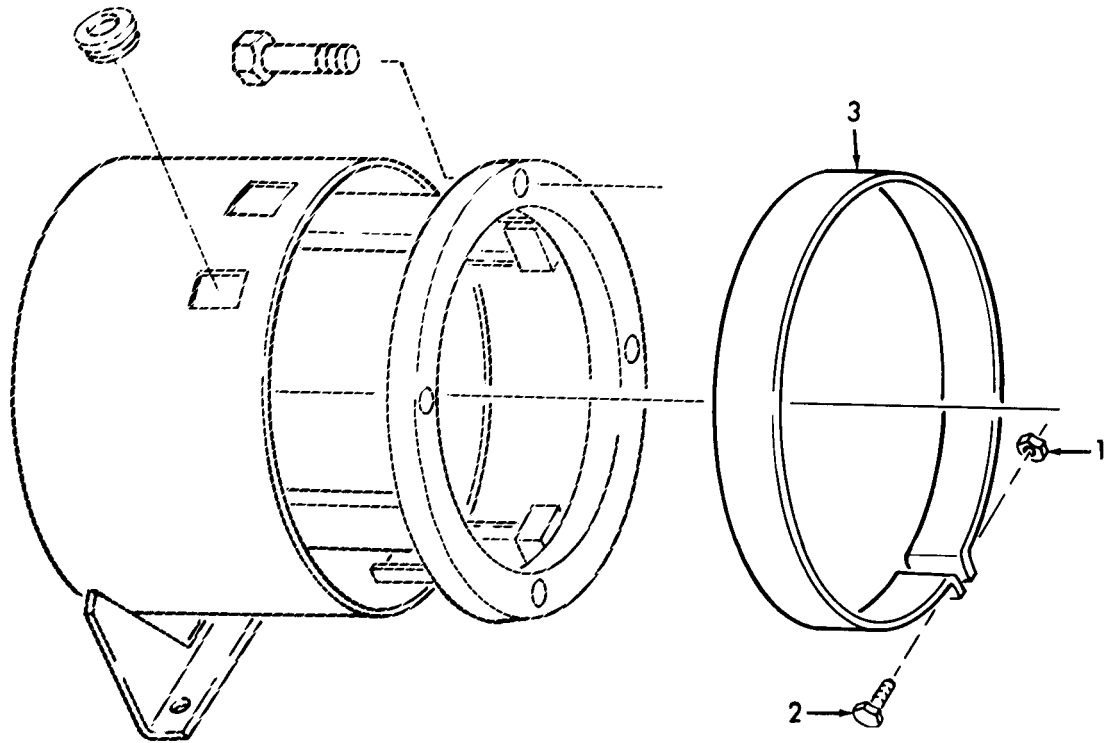
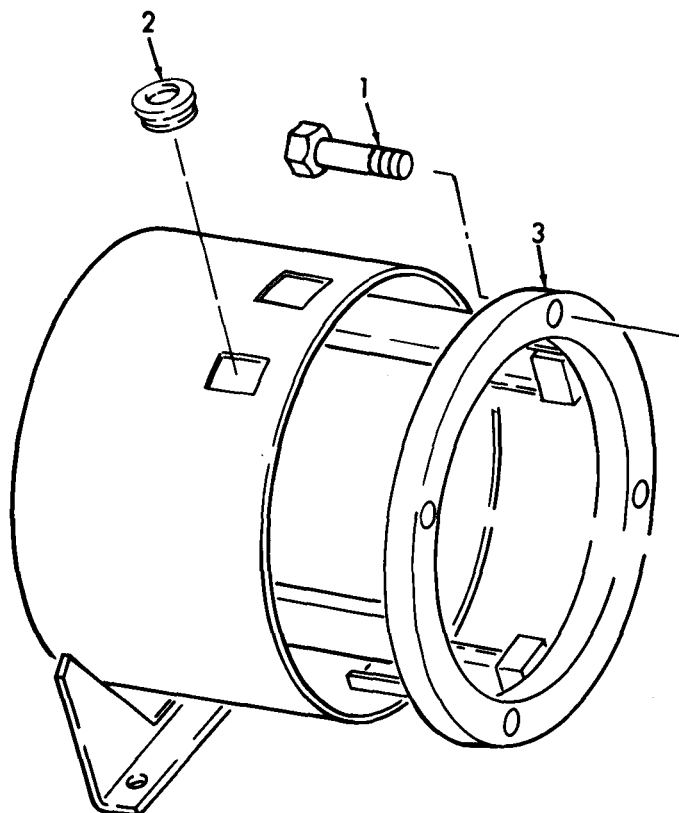


Figure 59. Generator housing cover.

AR701651

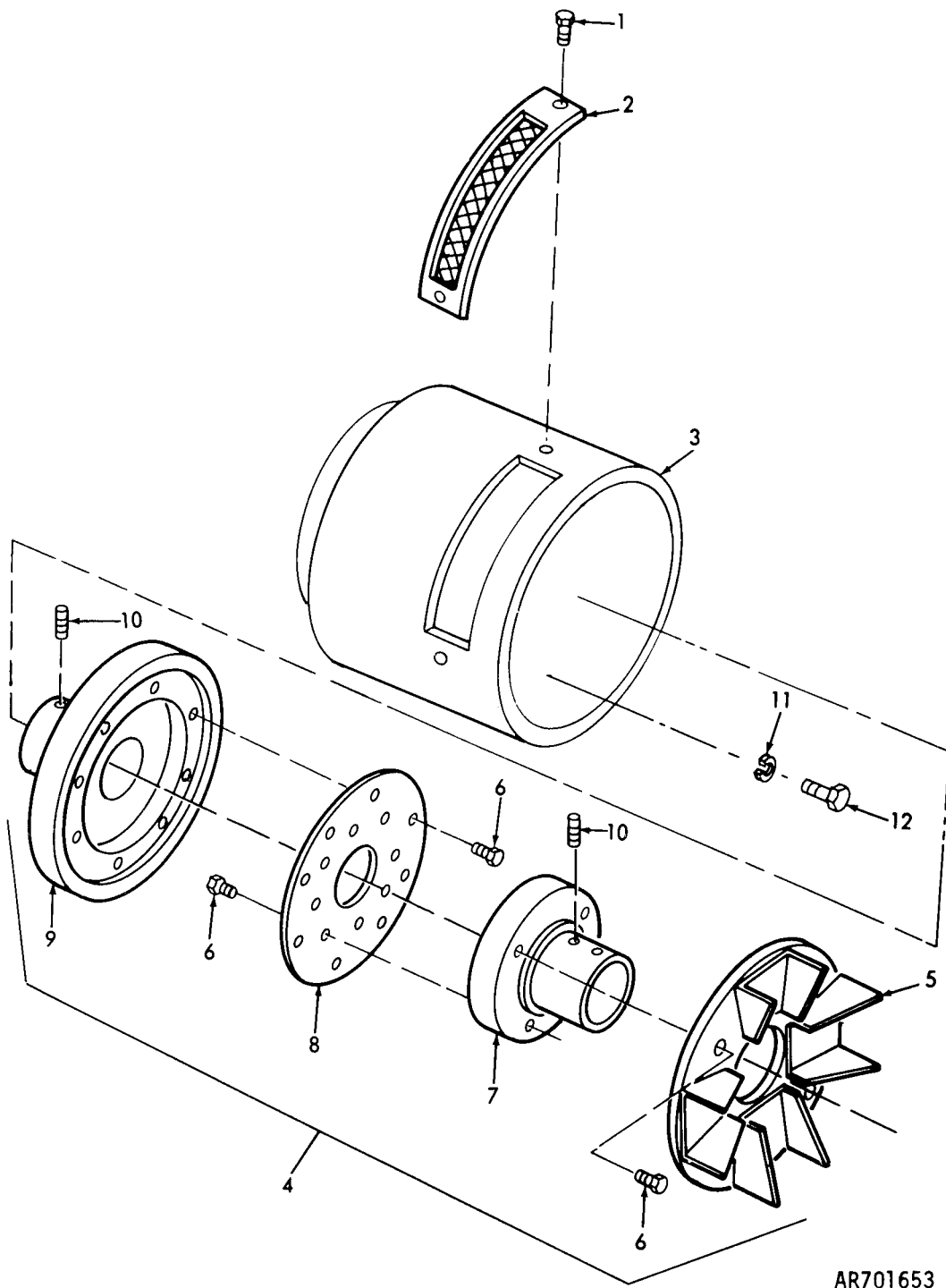
(1) ILLUSTRATION		(2)	(3)	(4)	(5)	(6)	U/M	(8) QTY INC IN UNIT
(a) FIG NO.	(b) ITEM NO.	SMR CODE	NATIONAL STOCK NUMBER	PART NUMBER	FSCM	DESCRIPTION USABLE ON CODE		
59	1	PAFZZ	5310-00-851-2674	MS35691-1	96906	NUT, HEXAGON JAM	EA	2
59	2	PAFZZ	5305-01-038-6361	W-11114-8	28835	SCREW, MACHINE	EA	1
59	3	XBOZZ			28835	COVER, GENERATOR HOUSING	EA	1



AR701652

Figure 60. Generator housing assembly.

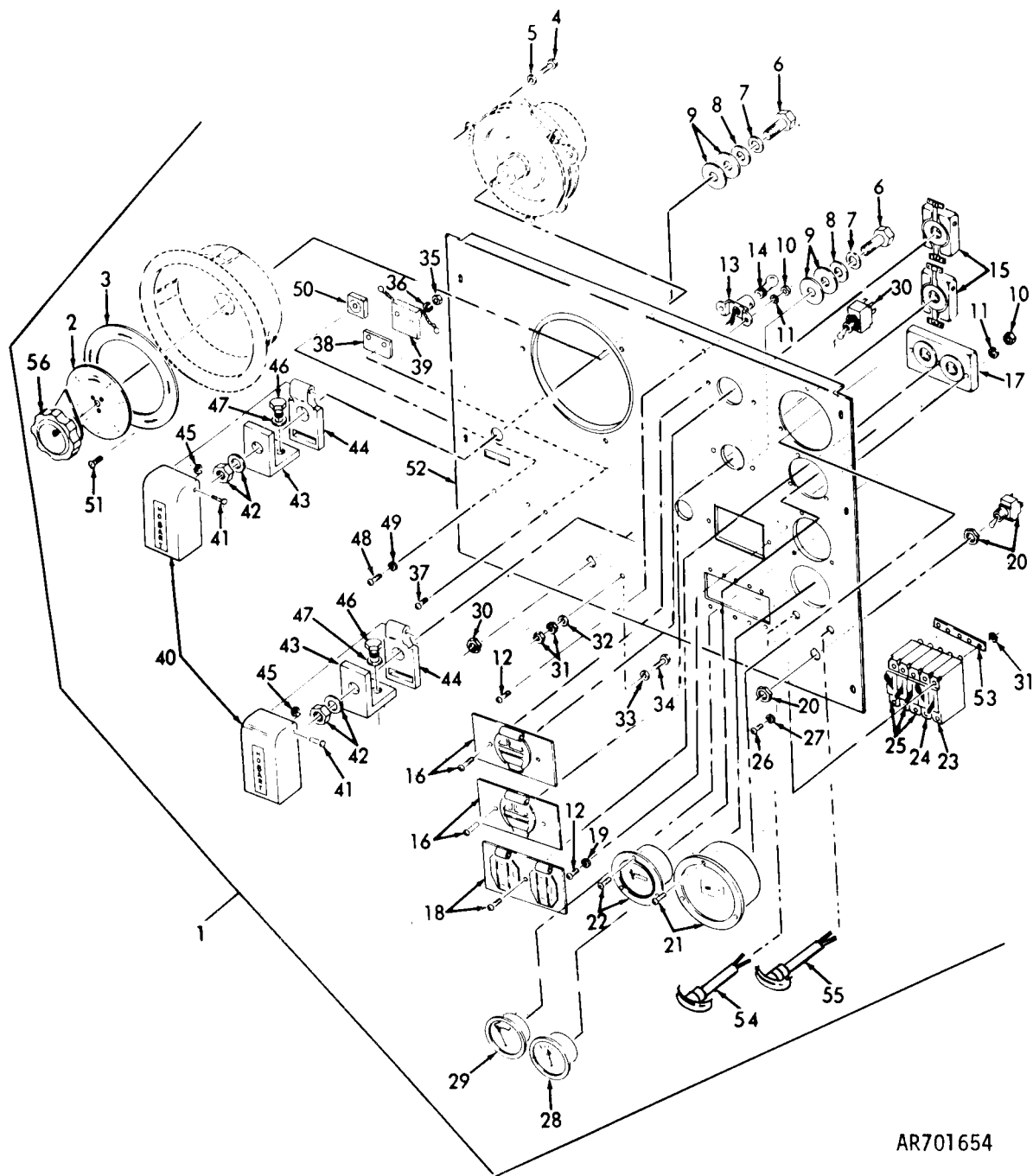
(1) ILLUSTRATION		(2)	(3)	(4)	(5)	(6)	(7)	(8)
(a) FIG NO.	(b) ITEM NO.	SMR CODE	NATIONAL STOCK NUMBER	PART NUMBER	FSCM	DESCRIPTION USABLE ON CODE	U/M	QTY INC IN UNIT
						GROUP 0706 FRAME SUPPORT HOUSING CARRIER GENERATOR HOUSING ASSEMBLY		
60	1	PAFZZ	5305-00-269-3214	MS90725-64	96906	SCREW, CAP, HEXAGON HEAD	EA	4
60	2	PAHZZ	5325-01-038-4845	430278	28835	GROMMET	EA	3
60	3	XBHZZ		359175-1	28835	HOUSING ASSEMBLY	EA	1



AR701653

Figure 61. Flywheel flexible coupling and housing.

(1) ILLUSTRATION (A) FIG NO.	(2) (B) ITEM NO.	(3) SMR CODE	(4) NATIONAL STOCK NUMBER	(5) PART NUMBER	(6) FSCM	TM9-4940-421-24P DESCRIPTION	(7) USABLE ON CODE	(8) QTY INC IN UNIT
						GROUP 0707 VENTILATING SYSTEM		
						FLYWHEEL FLEXIBLE COUPLING		
						AND HOUSING		
61	1	PAFZZ	5305-00-053-8993	MS90725-112	96906	SCREW,CAP,HEXAGON HEAD	EA	2
61	2	XBFZZ		359195	28835	COVER,FAN	EA	1
61	3	XBHZZ		359194-1	28835	HOUSING,FAN AND FLYWHEEL	EA	1
61	4	XBFZZ		359201-1	28835	COUPLING,FLEXIBLE WITH FAN ASSEMBLY	EA	1
61	5	XBFZZ		359200	28835	FAN ASSEMBLY	EA	1
61	6	PAHZZ	5306-01-039-3946	DW3146A	28835	SCREW,MACHINE FLEXIBLE DRIVE FLANGE	EA	20
61	7	XBFZZ		359260	28835	HUB,COUPLING	EA	1
61	8	XHHZZ		AAW1323	28835	DISC,COUPLING	EA	2
61	9	XHHZZ		359190	28835	FLYWHEEL	EA	1
61	10	PAHZZ	5305-01-038-5882	3DW477	28835	SETSCREW	EA	4
61	11	PAFZZ	5310-00-004-5034	MS35338-50	96906	WASHER,LOCK	EA	4
61	12	PAFZZ	5305-00-724-5910	MS90725-162	96906	SCREW,CAP,HEXAGON HEAD	EA	4

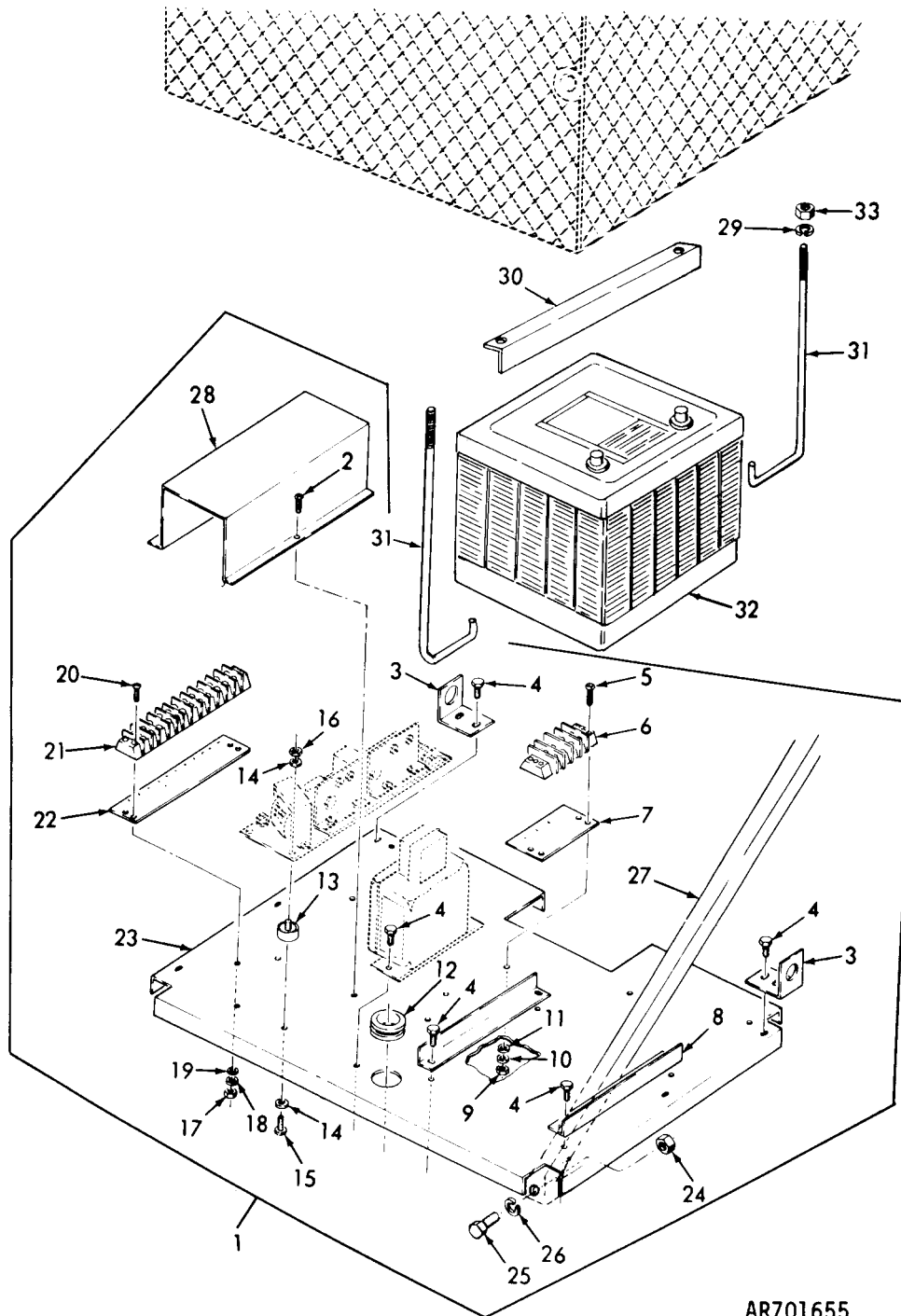


AR701654

Figure 62. Control panel.

(1) ILLUSTRATION (A) FIG NO.	(2) (B) ITEM NO.	(3) SMR CODE	(4) NATIONAL STOCK NUMBER	(5) PART NUMBER	(6) FSCM	TM9-4940-421-24P DESCRIPTION	(7) USABLE ON CODE	(8) QTY INC IN UNIT
						GROUP 0708 CONTROL PANEL		
62	1	XBFZZ		359256	28835	PANEL ASSEMBLY CONTROL	EA	1
62	2	XBFZZ		400523	28835	PLATE,IDENTIFICATION RHEOSTAT	EA	1
62	3	XBFZZ		400524-22	28835	PLATE,IDENTIFICATION	EA	1
62	4	PAFZZ	5305-01-039-0229	W11114-2	28835	SCREW,MACHINE	EA	3
62	5	PAFZZ	5310-00-582-5965	MS35338-44	96906	WASHER,LOCK	EA	3
62	6	PAFZZ	5305-00-053-8993	MS90725-112	96906	SCREW,CAP,HEXAGON HEAD	EA	2
62	7	PAFZZ	5310-00-584-5272	MS35338-48	96906	WASHER,LOCK	EA	4
62	8	PAFZZ	5310-00-809-3079	MS27183-19	96906	WASHER,FLAT	EA	2
62	9	PAFZZ	5970-01-037-8911	5CW976A	28835	WASHER	EA	4
62	10	PAFZZ	5310-00-934-9757	MS35649-282	96906	NUT,PLAIN,HEXAGON	EA	4
62	11	PAFZZ	5310-00-045-3299	MS35338-42	96906	WASHER,LOCK	EA	4
62	12	PAFZZ	5305-01-038-9526	W11111-1	28835	SCREW,MACHINE	EA	4
62	13	XBFZZ		404892-1	28835	SOCKET,LIGHT	EA	1
62	14	PAOZZ	6240-00-155-8693	404896-1	28835	LAMP	EA	1
62	15	PAFZZ	5935-00-810-8532	4710	74545	RECEPTACLE TWIST LOCK	EA	2
62	16	XBFZZ		404335	28835	COVER,RECEPTACLE TWIST LOCK	EA	2
62	17	PAFZZ	5935-01-012-3080	402670	28835	RECEPTACLE	EA	1
62	18	XBFZZ		404277	28835	COVER,RECEPTACLE	EA	1
62	19	PAFZZ	5310-01-038-4793	W11242-17	28835	WASHER,FLAT	EA	2
62	20	PAOZZ	5930-00-044-3514	MS25201-5	96906	SWITCH,IGNITION	EA	1
62	21	PAFZZ	6625-00-243-0607	31FX	31356	METER,FREQUENCY	EA	1
62	22	PAFZZ	6645-01-037-9170	W9917-17	28835	METER RUNNING TIME	EA	1
62	23	PAFZZ	5925-01-039-6220	404889-3	28835	CIRCUIT BREAKER	EA	1
62	24	PAFZZ	5925-00-049-2072	M55629-1-115	81349	CIRCUIT BREAKER	EA	1
62	25	PAFZZ	5925-01-012-6210	404889-1	28835	CIRCUIT BREAKER	EA	3
62	26	PAFZZ	5305-00-866-3091	W11110-2	28835	SCREW,MACHINE	EA	10
62	27	PAFZZ	5310-00-045-3299	MS35338-42	96906	WASHER,LOCK	EA	10
62	28	PAOZZ	6625-00-420-8623	YE2	66289	GAGE,DIAL INDICATING AMPMETER	EA	1
62	29	PAOZZ	6620-00-698-6700	RS11	66289	GAGE,OIL PRESSURE	EA	1
62	30	PAFZZ	5930-01-041-2986	402662	28835	SWITCH,TOGGLE	EA	1
62	31	PAFZZ	5310-00-761-6882	MS51967-2	96906	NUT,PLAIN,HEXAGON	EA	2
62	32	PAFZZ	5310-00-637-9575	W11263-4	28835	WASHER,LOCK	EA	1
62	33	PAFZZ	5310-00-809-4058	MS27183-10	96906	WASHER,FLAT	EA	1
62	34	PAFZZ	5305-01-038-8683	W11114-5	28835	SCREW,MACHINE	EA	1
62	35	PAFZZ	5310-00-934-9747	MS35649-262	96906	NUT,PLAIN,HEXAGON	EA	3
62	36	PAFZZ	5310-00-045-4007	MS35338-41	96906	WASHER,LOCK	EA	3
62	37	PAFZZ	5305-01-039-2497	W11110-6	28835	SCREW,MACHINE	EA	1
62	38	XBFZZ		358951	28835	INSULATOR FIELD FLASHING	EA	1
62	39	XBFZZ		359495	28838	BOARD ASSEMBLY FLASHING	EA	1

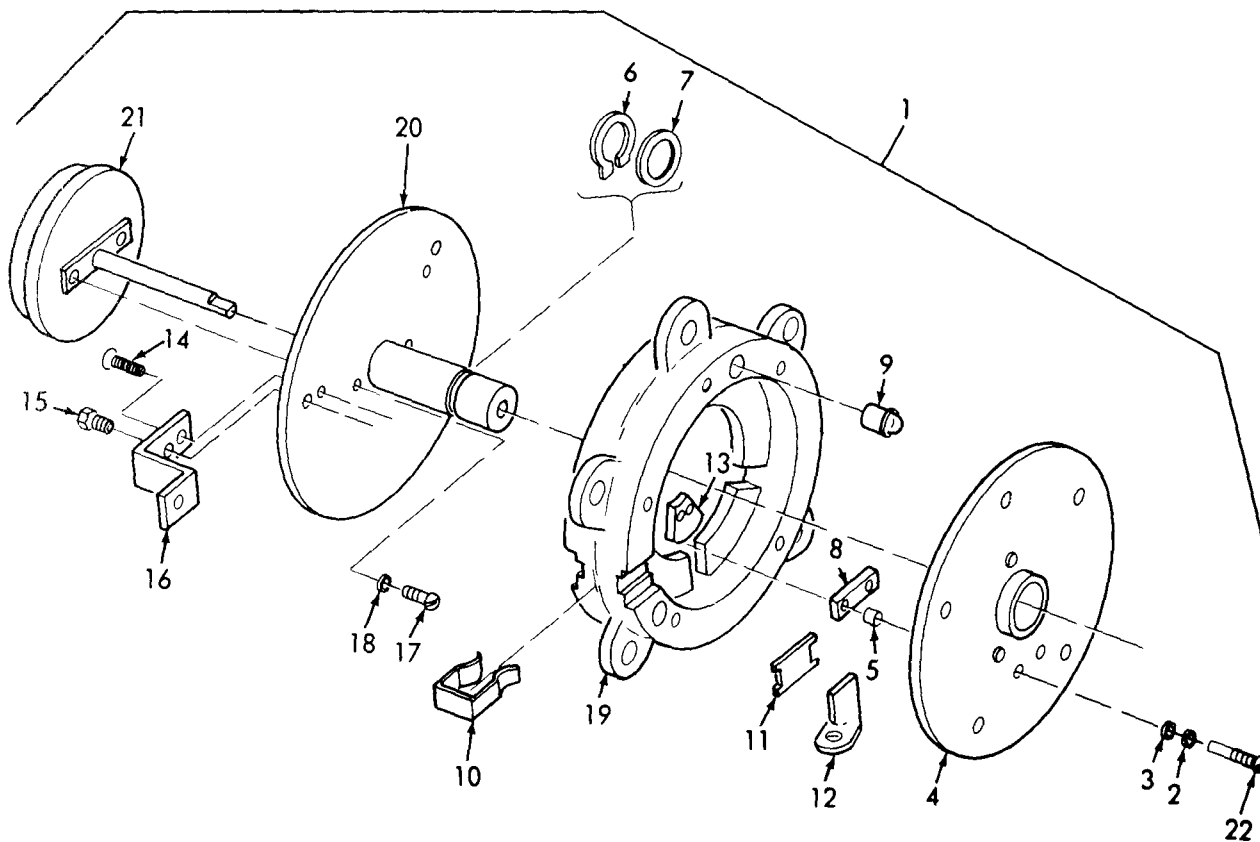
(1) ILLUSTRATION (A) FIG NO.	(2) (B) ITEM NO.	(3) SMR CODE	(4) NATIONAL STOCK NUMBER	(5) PART NUMBER	(6) TM9-4940-421-24P DESCRIPTION FSCM	(7) USABLE ON CODE U/M	(8) QTY INC IN UNIT
GROUP 0708 CONTROL PANEL (CONTINUED)							
62	40	XBFZZ		357655	28835 COVER CABLE STUD TERMINAL	EA	2
62	41	PAFZZ	5315-01-038-5984	357677	28835 PIN	EA	2
62	42	PAFZZ	5310-01-040-7272	400614-1	28835 NUT	EA	2
62	43	XBFZZ		5CW974	28835 BJS BAR	EA	2
62	44	PAFZZ	5970-01-037-4654	357654	28835 INSULATOR, PLATE INSULATOR CABLE STUD	EA	2
62	45	PAFZZ	5310-00-453-4630	404003-1	28835 NUT	EA	4
62	46	PAFZZ	5305-00-781-3924	MS90725-107	96906 SCREW, CAP, HEXAGON HEAD	EA	2
62	47	PAFZZ	5310-00-752-5830	DW458	28835 WASHER, FLAT	EA	2
62	48	PAFZZ	5305-01-039-0230	W11110-4	28835 SCREW, MACHINE	EA	2
62	49	PAFZZ	5310-00-167-0899	AN960B6	88044 WASHER, FLAT	EA	2
62	50	PAFZZ	5961-01-042-8022	404065-2	28835 RECTIFIER	EA	1
62	51	PAFZZ	5305-01-038-9516	W11220-3	28835 SCREW, MACHINE	EA	3
62	52	XAFZZ		359221	28835 PANEL, CONTROL	EA	1
62	53	XBFZZ		359379	28835 BUS BAR CIRCUIT BREAKER	EA	1
62	54	XBOZZ		VE693-1	66289 CONTROL, CHOKE	EA	1
62	55	XBFZZ		50HF1458	28835 CONTROL, GOVERNOR	EA	1
62	56	XBFZZ		AAW835A	28835 KNOB RHEOSTAT	EA	1



AR701655

Figure 63. Battery tray assembly.

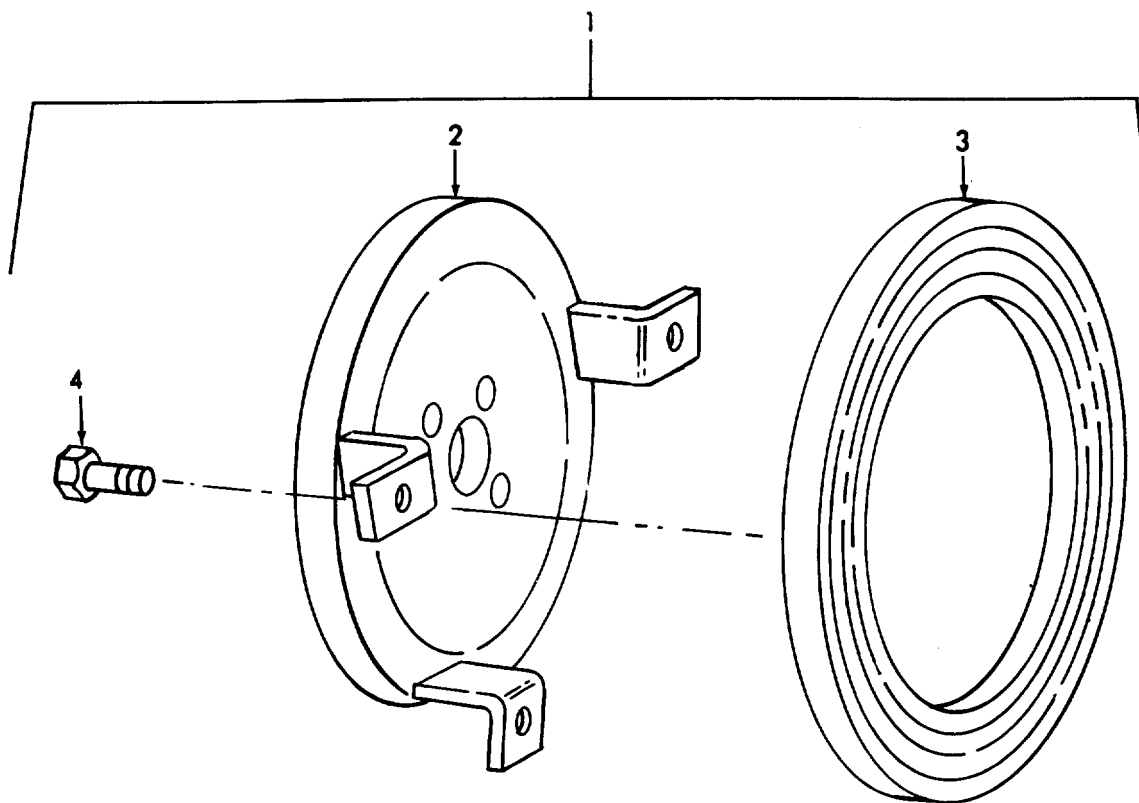
(1) ILLUSTRATION (A) FIG NO.	(2) (B) ITEM NO.	(3) SMR CODE	(4) NATIONAL STOCK NUMBER	(5) PART NUMBER	(6) FSCM	TM9-4940-421-24P DESCRIPTION	(7) USABLE ON CODE	(8) QTY INC IN UNIT
						GROUP 0709 CONNECTING DEVICES		
						BATTERY TRAY ASSEMBLY		
63	1	XBFZZ		359352	28835	TRAY ASSEMBLY	EA	1
63	2	PAFZZ	5305-00-068-0500	MS90725-3	96906	SCREW,MACHINE REGULATOR COVER MTG	EA	2
63	3	XBFZZ		359343	28835	BRACKET,CONDUIT BATTERY TRAY	EA	2
63	4	PAFZZ	5305-01-038-6358	W-11236-4	28835	SCREW ASSEMBLED WASHER BATTERY TRAY	EA	8
63	5	PAFZZ	5305-01-040-0999	W11110-7	28835	SCREW,MACHINE	EA	2
63	6	XBFZZ		W9701-4	28835	BLOCK,TERMINAL 50 AMP	EA	1
63	7	XOFZZ		359291	28835	INSULATOR TERMINAL BLOCK	EA	
63	8	XBFZZ		359339	28835	ANGLE,TRAY	EA	2
63	9	PAFZZ	5310-00-934-9747	MS35649-262	96906	NUT,PLAIN,HEXAGON	EA	2
63	10	PAFZZ	5310-00-045-4007	MS35338-41	96906	WASHER,LOCK	EA	2
63	11	PAFZZ	5310-00-167-0699	AN960B6	88044	WASHER,FLAT	EA	2
63	12	PAFZZ	5325-00-584-1636	1877	70485	GROMMET,RUBBER BATTERY TRAY	EA	1
63	13	PAFZZ	5340-01-038-9260	403661-1	28835	MOUNT,SHOCK REGULATOR	EA	4
63	14	PAFZZ	5310-00-582-5965	MS35338-44	96906	WASHER,LOCK REGULATOR COVER MTG	EA	8
63	15	PAFZZ	5305-00-869-5009	402119-2	28835	SCREW,CAP,HEXAGON HEAD	EA	4
63	16	PAFZZ	5310-00-761-6882	MS51967-2	96906	NUT,PLAIN,HEXAGON REGULATOR COVER MTG	EA	4
63	17	PAFZZ	5310-00-934-9758	MS35649-202	96906	NUT,PLAIN,HEXAGON	EA	2
63	18	PAFZZ	5310-00-763-0253	W11245-3	28835	WASHER,FLAT	EA	2
63	19	PAFZZ	5310-00-045-3296	MS35338-43	96906	WASHER,LOCK	EA	2
63	20	PAFZZ	5305-01-038-8684	W11112-3	28835	SCREW,MACHINE	EA	2
63	21	XBFZZ		W9700-12	28835	BLOCK,TERMINAL 30 AMP	EA	1
63	22	XBFZZ		359293	28835	INSULATOR TERMINAL BLOCK	EA	1
63	23	XBFZZ		359220	28835	TRAY,BATTERY	EA	1
63	24	PAFZZ	5310-00-761-6882	MS51967-2	96906	NUT,PLAIN,HEXAGON	EA	23
63	24	PAFZZ	5305-00-068-0501	MS90725-5	96906	SCREW,CAP,HEXAGON HEAD	EA	27
63	25	PAFZZ	5310-00-582-5965	MS35338-44	96906	WASHER,LOCK	EA	27
63	26	XBFZZ		359506	28835	BRACE BATTERY TRAY	EA	2
63	28	XBFZZ		359369	28835	COVER,VOLTAGE REGULATOR	EA	1
63	29	PAFZZ	5310-00-407-9566	MS35338-45	96906	WASHER,LOCK	EA	5
63	30	XBOZZ		359338	28835	ANGLE HOLDDOWN BATTERY	EA	1
63	21	XBOZZ		359337	28835	ROD BATTERY SUPPORT	EA	2
63	22	PAOZZ	6140-01-040-0050	404859	28835	BATTERY 12 VOLT	EA	1
63	33	PAFZZ	5310-00-880-7744	MS51967-5	96906	NUT,PLAIN,HEXAGON	EA	5



AR701656

Figure 64. Handwheel assembly.

(1) ILLUSTRATION (A) FIG NO.	(2) (B) ITEM NO.	(3) SMR CODE	(4) NATIONAL STOCK NUMBER	(5) PART NUMBER	(6) FSCM	TM9-4940-421-24P DESCRIPTION	(7) USABLE ON CODE	(8) QTY INC IN UNIT
						GROUP 0710 HANDWHEEL ASSEMBLY		
64	1	PAFZZ	5905-01-039-9712	359270-1	28835	SWITCH,RANGE	EA	1
64	2	PAFZZ	5310-00-809-4058	MS27183-10	96906	WASHER,FLAT	EA	2
64	3	PAFZZ	5310-00-447-4192	AK1074	28835	WASHER,FIBER	EA	4
64	4	XBFZZ		SW214	28835	DISK,FRONT	EA	1
64	5	XBFZZ		AW307	28835	BUSHING	EA	2
64	6	XBFZZ		16DA4249-8	28835	RING,RETAINER	EA	1
64	7	PAFZZ	3120-01-039-7611	SW167-1	28835	WASHER	EA	1
64	8	XBFZZ		SW16	28835	MOUNT,CONTACT	EA	1
64	9	XBFZZ		AW459	28835	BALL,FRICTION CATCH	EA	2
64	10	XBFZZ		W799E106	28835	SPRING	EA	3
64	11	XBFZZ		AW929	28835	INSULATOR	EA	2
64	12	XBFZZ		SW270-5	28835	RING,CONTACT	EA	2
64	13	XBFZZ		SW4	28835	FINGER,CONTACT	EA	2
64	14	PAFZZ	5305-01-038-8679	W11219-1	28835	SCREW,MACHINE	EA	3
64	15	PAFZZ	5306-01-038-8685	AW1802	28835	SCREW,CAP,HEXAGON HEAD	EA	3
64	16	XBFZZ		SW241	28835	BRACKET,MOUNTING	EA	3
64	17	PAFZZ	5305-01-038-2565	W11113-1	28835	SCREW,MACHINE	EA	2
64	18	PAFZZ	5310-00-045-3296	MS35338-43	96906	WASHER,LOCK	EA	2
64	19	XBFZZ		SW2-0	28835	RING,CONTACT	EA	1
64	20	XBFZZ		SW226	28835	PLATE BACK MTG	EA	1
64	21	XBFZZ	5905-01-039-9712	402162	28835	RHEOSTAT	EA	1
64	22	PAFZZ	5305-01-038-6367	SW208	28835	SCREW,MACHINE ACTUATING,CONTACT	EA	2



AR701657

Figure 65. Handwheel assembly.

(1) ILLUSTRATION		(2)	(3)	(4)	(5)	(6)	(7)	(8)
(a) FIG NO.	(b) ITEM NO.	SMR CODE	NATIONAL STOCK NUMBER	PART NUMBER	FSCM	DESCRIPTION USABLE ON CODE	U/M	QTY INC IN UNIT
GROUP- 0710 HANDWHEEL ASSEMBLY								
65	1	XBFZZ		SW231	28835	HANDWHEEL ASSEMBLY RANGE SWITCH	EA	1
65	2	XBFZZ		SW229	28935	PLATE, HANDWHEEL	EA	1
65	3	XBFZZ		SW132A	28835	HANDWHEEL	EA	1
65	4	PAFZZ	5305-01-040-0997	W11224-2	28835	SCREW, SELF-TAPPING THREAD	EA	3

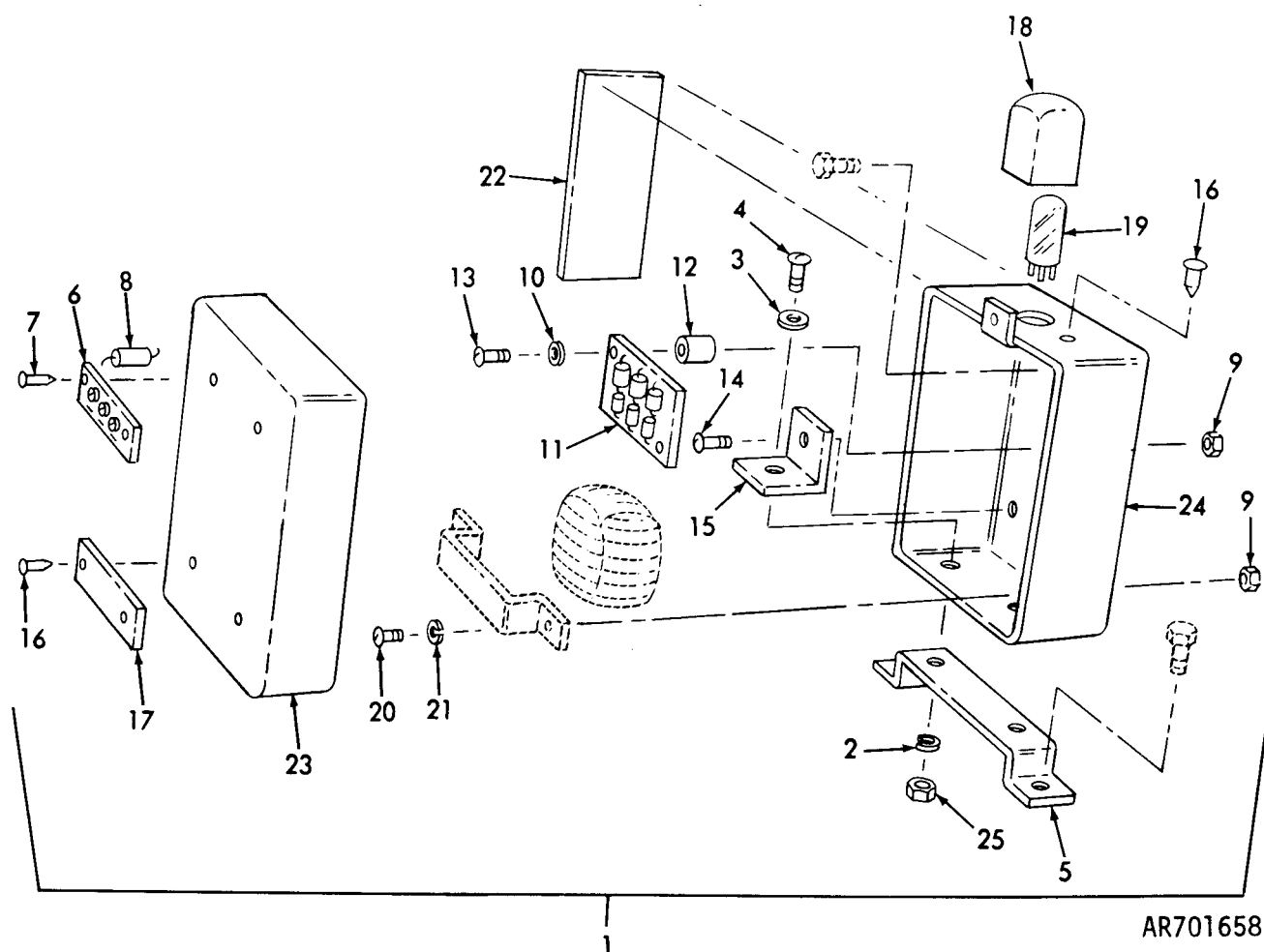
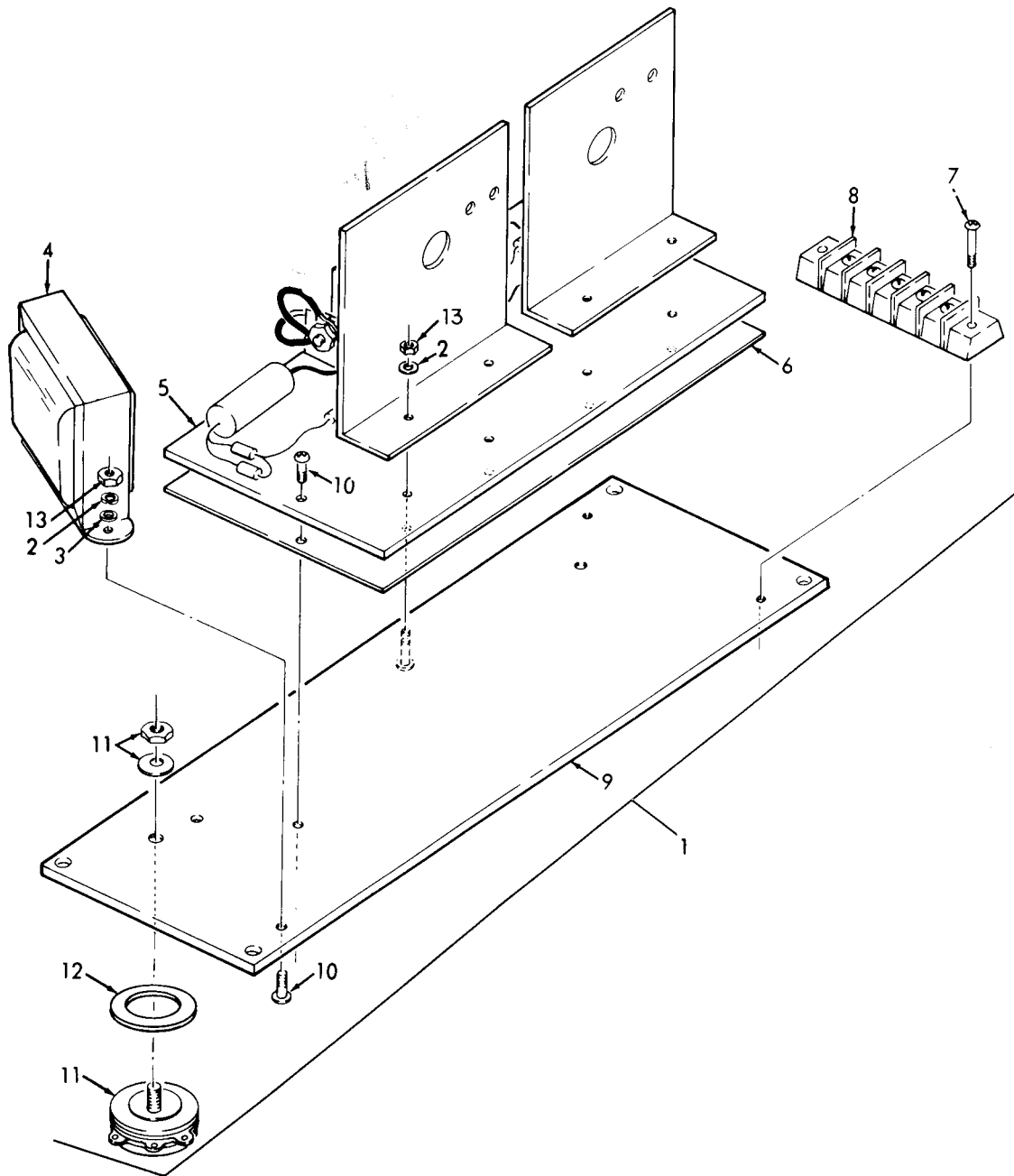


Figure 66. Overspeed relay assembly

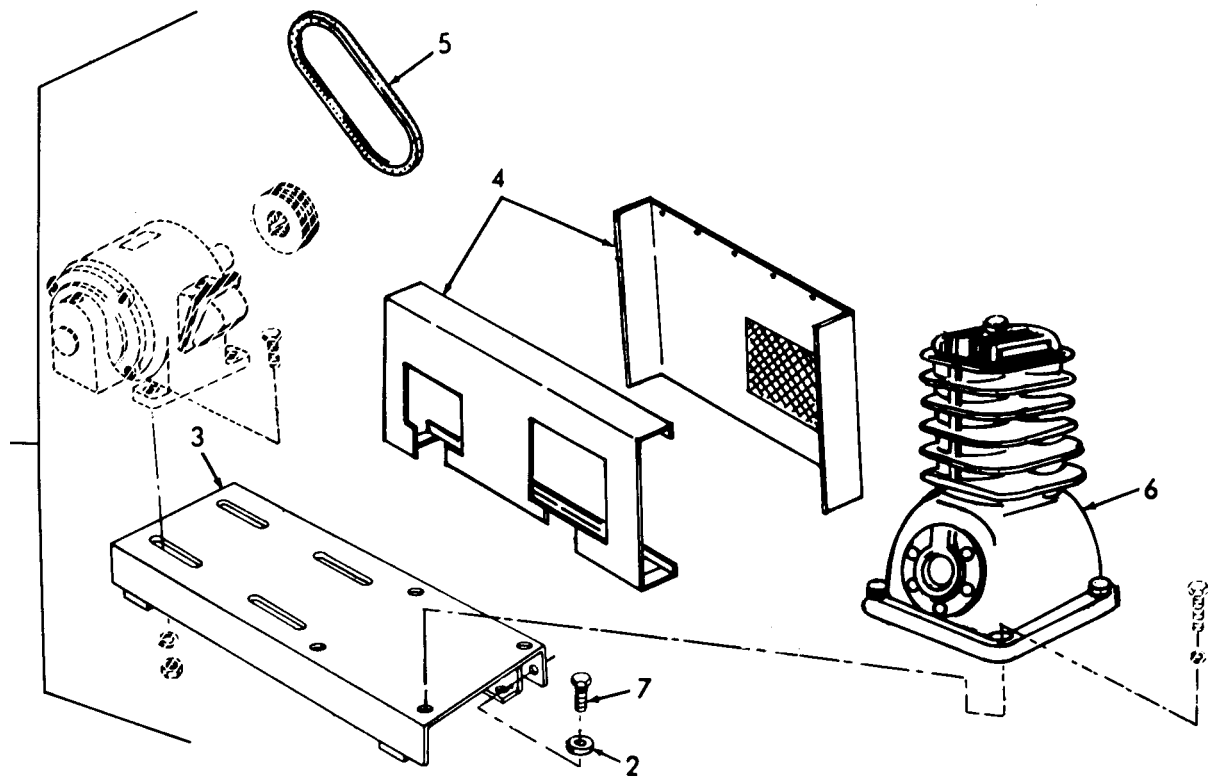
(1) ILLUSTRATION (A) FIG NO.	(2) (B) ITEM NO.	(3) SMR CODE	(4) NATIONAL STOCK NUMBER	(5) PART NUMBER	(6) TM9-4940-421-24P DESCRIPTION FSCM	(7) USABLE ON CODE U/M	(8) QTY INC IN UNIT
					GROUP 0710 OVERSPEED RELAY ASSEMBLY		
66	1	PAOFF	4940-01-040-0908	359286-1	28835 RELAY ASSEMBLY,OVERSPEED	EA	1
66	2	PAFZZ	5310-00-045-3296	MS35338-43	96906 WASHER, LOCK	EA	4
66	3	PAFZZ	5310-00-763-0253	W11245-3	28835 WASHER, FLAT	EA	8
66	4	PAFZZ	5305-01-038-2564	W11112-14	28835 SCREW, MACHINE	EA	4
66	5	XBFZZ		359284	28835 BRACKET, RELAY MOUNTING	EA	1
66	6	XBFZZ		FW1434	28835 BLOCK, TERMINAL OVERSPEED RELAY	EA	1
66	7	XBFZZ		400785-7	28835 RIVET, BLIND	EA	2
66	8	PAFZZ	5961-00-197-3524	1CZ938	28835 SEMICONDUCTOR DEVICE, DIODE OVERSPEED RELAY	EA	1
66	9	PAFZZ	5310-00-934-9747	MS35649-262	96906 NUT, PLAIN, HEXAGON	EA	4
66	10	PAFZZ	5310-00-167-0699	AN960B6	88044 WASHER, FLAT OVERSPEED RELAY	EA	2
66	11	XBFZZ		359384	28835 BOARD OVERSPEED RELAY ASSEMBLY	EA	1
66	12	XBFZZ		422241	28835 SPACER PC BOARD	EA	2
66	13	PAFZZ	5305-01-040-0999	W11110-7	28835 SCREW, MACHINE	EA	2
66	14	PAFZZ	5305-00-004-1554	W11231-1	28835 SCREW, MACHINE	EA	2
66	15	XBFZZ		402356	28835 BRACKET	EA	2
66	16	XBFZZ		400785-8	28835 RIVET, BLIND	EA	4
66	17	XBFZZ		359285-1	28835 PLATE, IDENTIFICATION OVERSPEED	EA	1
66	18	XBFZZ		16DA4253-1	28835 RETAINER, RELAY OVERSPEED	EA	1
66	19	PAFZZ	5945-01-039-9463	16DA4004A10	28835 RELAY, PLUG-IN ENCLOSED	EA	1
66	20	PAFZZ	5305-00-720-8881	W11110-3	28835 SCREW, MACHINE OVERSPEED RELAY	EA	2
66	21	PAFZZ	5310-00-045-4007	MS35338-41	96906 WASHER, LOCK OVERSPEED RELAY	EA	2
66	22	XBFZZ		480233	28835 PLATE, INSTRUCTION	EA	2
66	23	XBFZZ		386746	28835 COVER, BOX OVERSPEED RELAY	EA	1
66	24	XBFZZ		359313	28835 BOX, RELAY OVERSPEED	EA	1
66	25	PAFZZ	5310-00-934-9758	MS35649-202	96906 NUT, PLAIN, HEXAGON	EA	4



AR701659

Figure 67. Voltage regulator.

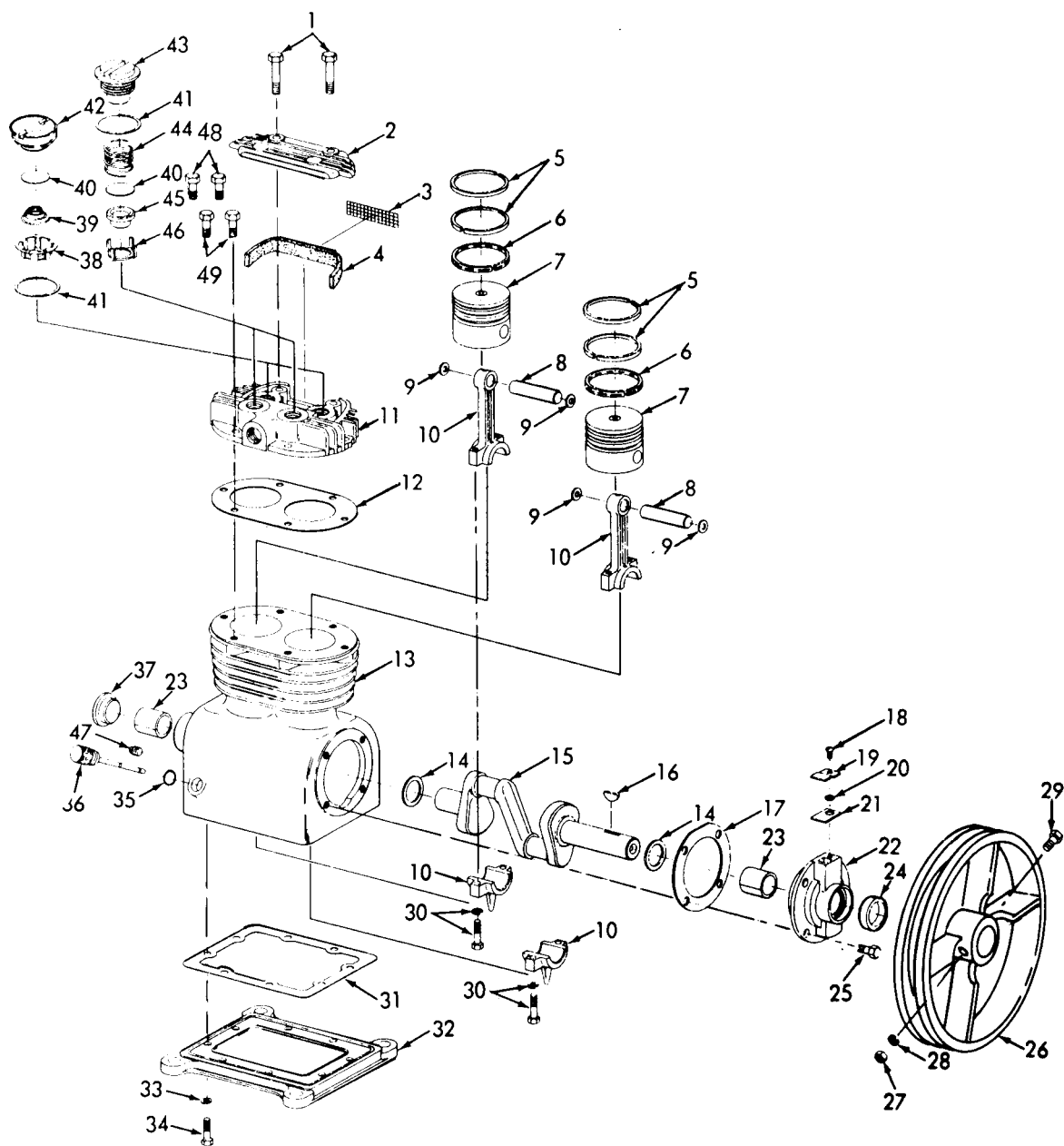
(1) ILLUSTRATION (A) (B) FIG ITEM NO. NO.		(2) SMR CODE	(3) NATIONAL STOCK NUMBER	(4) PART NUMBER	(5) TM9-4940-421-24P DESCRIPTION FSCM	(7) USABLE ON CODE U/M		(8) QTY INC IN UNIT
GROUP 0711 VOLTAGE REGULATOR								
67	1	XBFZZ		359542	28835 REGULATOR ASSEMBLY		EA	1
67	2	PAFZZ	5310-00-045-4007	MS35338-41	96906 WASHER, LOCK TRANSFORMER MTG		EA	6
67	3	PAFZZ	5310-00-167-0699	AN960B6	88044 WASHER, FLAT POTENTIOMETER MTG		EA	2
67	4	PAFZZ	5950-01-041-6526	400418	28835 TRANSFORMER REGULATOR		EA	1
67	5	XBFZZ		355849	28835 BOARD ASSEMBLY VOLTAGE REGULATOR		EA	1
67	6	PAFZZ	5970-01-037-8916	355852	28835 INSULATOR BOARD TO MTG PLATE		EA	1
67	7	PAFZZ	5305-01-039-2497	W11110-6	28835 SCREW, MACHINE REGULATOR TERMINAL STRIP MTG		EA	2
67	8	XBFZZ		401937-1	28835 TERMINAL STRIP REGULATOR		EA	1
67	9	XBFZZ		355850	28835 PLATE, MOUNTING REGULATOR		EA	1
67	10	PAFZZ	5305-01-039-0230	W11110-4	28835 SCREW, MACHINE TRANSFORMER MTG		EA	4
67	11	PAFZZ	5905-00-114-3341	CLU2521	44655 RESISTOR, VARIABLE REGULATOR		EA	1
67	12	PAFZZ	5970-01-037-8915	355853	28835 INSULATOR POTENTIOMETER		EA	1
67	13	PAFZZ	5310-00-934-9747	MS35649-262	96906 NUT, PLAIN, HEXAGON TRANSFORMER MTG		EA	6



AR701660

Figure 68. Air compressor assembly.

(1) ILLUSTRATION		(2)	(3)	(4)	(5)	(6)	(7)	(8)
(a) FIG NO	(b) ITEM NO.	SMR CODE	NATI ONAL STOCK NUMBER	PART NUMBER	FSCM	DESCRIPTION USABLE ON CODE	U/M	QTY INC IN UNIT
GROUP 0901 AIR COMPRESSOR ASSEMBLY								
68	1	XBOHH		13217E8316	97403	COM PRESSOR ASSEMBLY	EA	1
68	2	PAOZZ	5310-00-407-9566	MS35338-45	96906	WASHER, LOCK	EA	4
68	3	XBFZZ		42631	53239	BASE, MOTOR	EA	1
68	4	XBFZZ		47980	53239	GUARD, BELT	EA	1
68	5	PADZZ	3030-00-529-0350	MS39255A46	96906	BELT, V COMPRESSOR	EA	1
68	6	PAOHH	4310-00-917-4723	MOD EL210	49576	COMPRESSOR ASSEMBLY	EA	1
68	7	PAOZZ	5306-00-225-9090	MS90726-35	96906	BOLT, MACHINE	EA	4

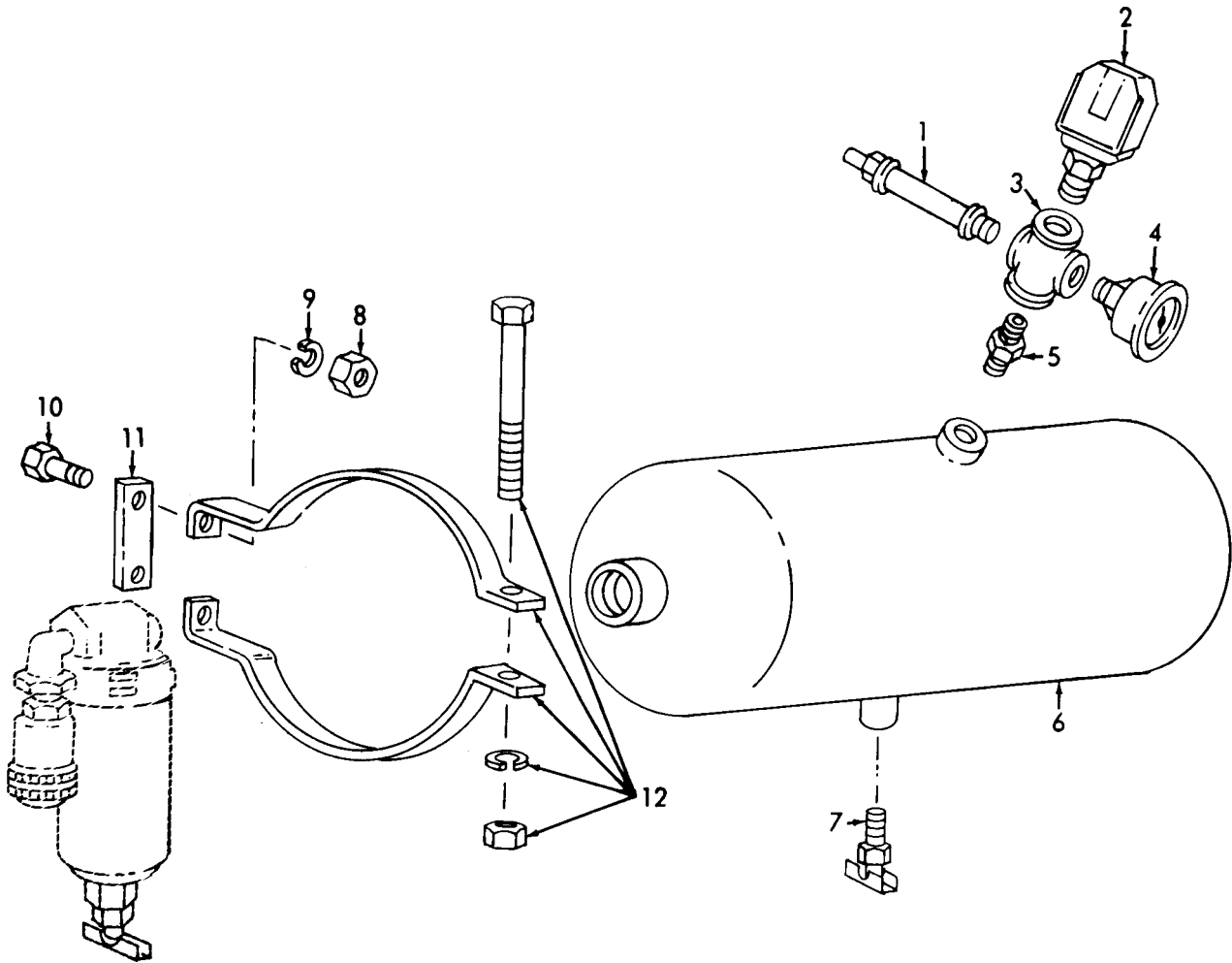


AR701661

Figure 69. Air compressor assembly exploded view

(1) ILLUSTRATION (A) FIG NO.	(2) (B) ITEM NO.	(3) SMR CODE	(4) NATIONAL STOCK NUMBER	(5) PART NUMBER	(6) FSCM	TM9-4940-421-24P DESCRIPTION	(7) USABLE ON CODE	(8) QTY INC IN UNIT
						GROUP 0901 AIR COMPRESSOR ASSEMBLY		
						EXPLODED VIEW		
69	1	XBFZZ	5306-00-225-8504	MS90725-40	96906	SCREW,CAP,HEXAGON HEAD CYLINDER HEAD MOUNTING	EA	2
69	2	XBFZZ		45036	53239	COVER CYLINDER HEAD	EA	1
69	3	XBFZZ		45042	53239	SCREEN,FILTER	EA	1
69	4	PAFZZ	4310-01-048-3471	45041	53239	FILTER	EA	1
69	5	XBFZZ		31901	53239	RING,PISTON	EA	4
69	6	XBFZZ		45121	53239	RING,PISTON OIL	EA	2
69	7	XBFZZ		38932	53239	PISTON	EA	2
69	8	XBFZZ		12992	53239	PIN,PISTON	EA	2
69	9	XBFZZ		7890	53239	RING,RETAINER PISTON PIN	EA	4
69	10	XBFZZ		45001	53239	ROD ASSEMBLY CONNECTING	EA	2
69	11	XBFZZ		45034	53239	HEAD,CYLINDER	EA	1
69	12	XBFZZ		45038	53239	GASKET CYLINDER HEAD	EA	1
69	13	XBFZZ		45033	53239	CRANKCASE ASSEMBLY	EA	1
69	14	XBFZZ		45022	53239	WASHER,THRUST CRANKSHAFT	EA	2
69	15	XBHZZ		45031	53239	CRANKSHAFT COMPRESSOR	EA	1
69	16	XBHZZ		9390	53239	KEY,WOODRUFF CRANKSHAFT	EA	1
69	17	XBHZZ		45010	53239	GASKET END COVER	EA	2
69	18	XBOZZ		38951	53239	SCREW,MACHINE BREATHER VALVE	EA	1
69	19	XBOZZ		38941	53239	PLATE BREATHER VALVE	EA	1
69	20	XBOZZ		21614	53239	SPACER BREATHER VALVE	EA	1
69	21	XBOZZ		38944	53239	VALVE,BREATHER	EA	1
69	22	XBFZZ		45032	53239	COVER ASSEMBLY END	EA	1
69	23	XBFZZ		45046	53239	BUSHING CRANKCASE	EA	2
69	24	PAFZZ	5330-00-952-6579	38945	53239	SEAL,OIL	EA	1
69	25	XBFZZ	5305-00-068-0501	MS90725-5	96906	SCREW,CAP,HEXAGON HEAD END COVER MOUNTING	EA	4
69	26	XBFZZ		43926	53239	PULLEY ASSEMBLY	EA	1
69	27	XBFZZ	5310-00-732-0558	MS51967-8	96906	NUT,PLAIN,HEXAGON PULLEY	EA	1
69	28	XBFZZ	5310-00-637-9541	MS35338-46	96906	WASHER,LOCK PULLEY	EA	1
69	29	XBFZZ	5305-00-071-2235	MS90725-16	96906	SCREW,CAP,HEXAGON HEAD PULLEY	EA	1
69	30	XBFZZ		43928	53239	BOLT,MACHINE CONNECTING ROD	EA	4
69	31	XBFZZ		45039	53239	GASKET BASE	EA	1
69	32	XBFZZ		45035	53239	PLATE BASE	EA	1
69	33	XBFZZ		50605	53239	WASHER,LOCK BASE PLATE MOUNTING	EA	8
69	34	XBFZZ		996	53239	BOLT,MACHINE BASE PLATE MOUNTING	EA	8
69	35	PAOZZ	5330-00-399-0292	45049	53239	PACKING,PREFORMED OIL GAUGE	EA	1
69	36	XBOZZ		45037	53239	GAGE,OIL	EA	1
69	37	XBOZZ		45043	53239	PLUG,PIPE CRANKCASE	EA	1
69	38	XBFZZ		45018	53239	RETAINER,VALVE INLET	EA	2

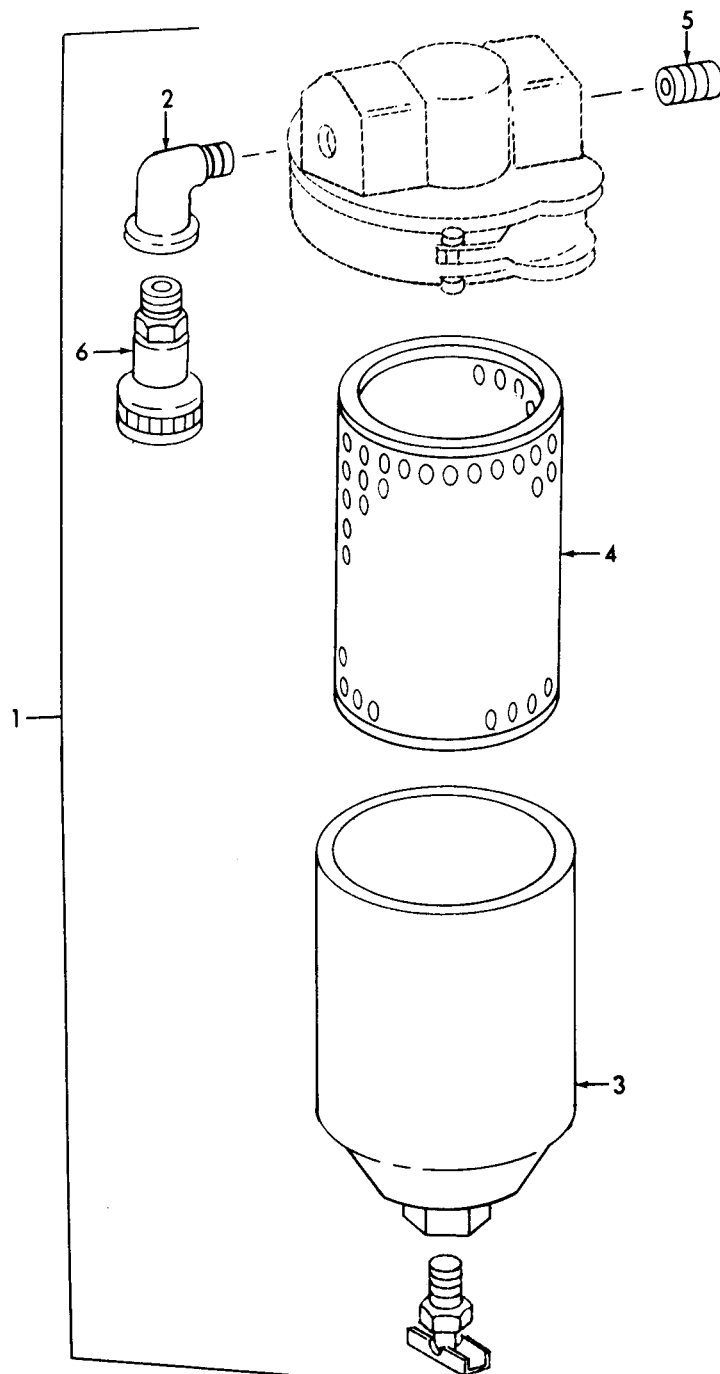
(1) ILLUSTRATION (A) FIG NO.	(2) (B) ITEM NO.	(3) SMR CODE	(4) NATIONAL STOCK NUMBER	(5) PART NUMBER	(6) FSCM	TM9-4940-421-24P DESCRIPTION	(7) USABLE ON CODE	(8) QTY INC IN UNIT
EXPLODED VIEW (CONTINUED)								
69	41	XBFZZ		45014	53239	WASHER RETAINER	EA	4
69	42	XBFZZ		45017	53239	SEAT, VALVE INLET	EA	2
69	43	XBFZZ		45024	53239	STOP, VALVE OUTLET	EA	2
69	44	XBFZZ		45011	53239	SPRING, VALVE OUTLET	EA	2
69	45	XBHZZ		45016	53239	SEAT, VALVE OUTLET	EA	2
69	46	XBFZZ		45019	53239	RETAINER, VALVE OUTLET	EA	2
69	47	XBOZZ		9348	53239	PLUG, PIPE CRANKCASE	EA	1
69	48	XBFZZ	5306-00-225-8499	MS90725-34	96906	SCREW, CAP, HEXAGON HEAD CYLINDER HEAD MOUNTING	EA	2
69	49	XBFZZ	5306-00-225-8498	MS90725-33	96906	SCREW, CAP, HEXAGON HEAD CYLINDER HEAD MOUNTING	EA	2
69	39	XBFZZ		45012	53239	SPRING, VALVE INLET	EA	2
69	40	XBFZZ		45013	53239	VALVE	EA	4



AR701662

Figure 70. Air receiver tank assembly.

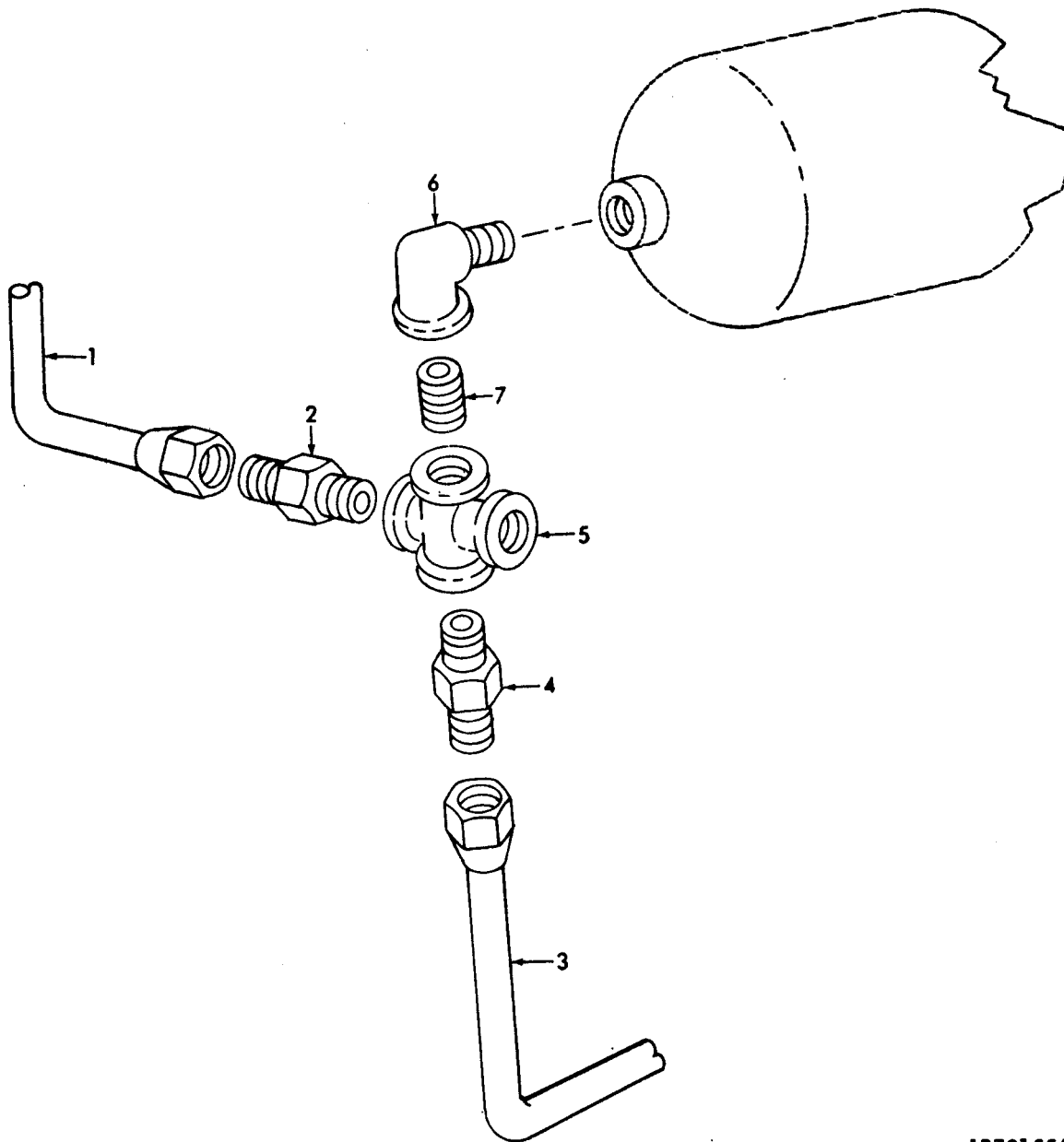
(1) ILLUSTRATION (A) FIG NO.	(B) ITEM NO.	(2) SMR CODE	(3) NATIONAL STOCK NUMBER	(4) PART NUMBER	(5) FSCM	TM9-4940-421-24P DESCRIPTION	USABLE ON CODE	(7) U/M	(8) QTY INC IN UNIT
						GROUP 0903 AIR RECEIVER			
						TANK ASSEMBLY			
70	1	XBOZZ		PC275846	06853	VALVE,SAFETY		EA	1
70	2	PAOZZ	5930-00-620-2300	13217E8321	97403	SWITCH PRESSURE		EA	1
70	3	XBOZZ		1321BE0056-22	97403	CROSS,PIPE		EA	1
70	4	PAOZZ	6685-00-111-1123	13616P	98255	GAGE,PRESSURE AIR		EA	1
70	5	XBOZZ		1321BE0098-4	97403	REDUCER,EXTERNAL THREAD		EA	1
70	6	XBOZZ		13217E7936	97403	RESERVIOR,AIR COMPRESSOR		EA	1
70	7	PAOZZ	4820-00-849-1220	MS35782-5	96906	COCK,DRAIN		EA	1
70	8	PAFZZ	5310-00-732-0558	MS51967-8	96906	NUT,PLAIN,HEXAGON		EA	4
70	9	PAOZZ	5310-00-637-9541	MS35338-46	96906	WASHER,LOCK		EA	4
70	10	PAOZZ	5305-00-269-3215	MS90725-65	96906	SCREW,CAP,HEXAGON HEAD		EA	4
70	11	XBFZZ		11020933	19204	PLATE		EA	2
70	12	XAOZZ		13217E7940	97403	BRACKET ASSEMBLY		EA	2



AR701663

Figure 71. Air filter assembly.

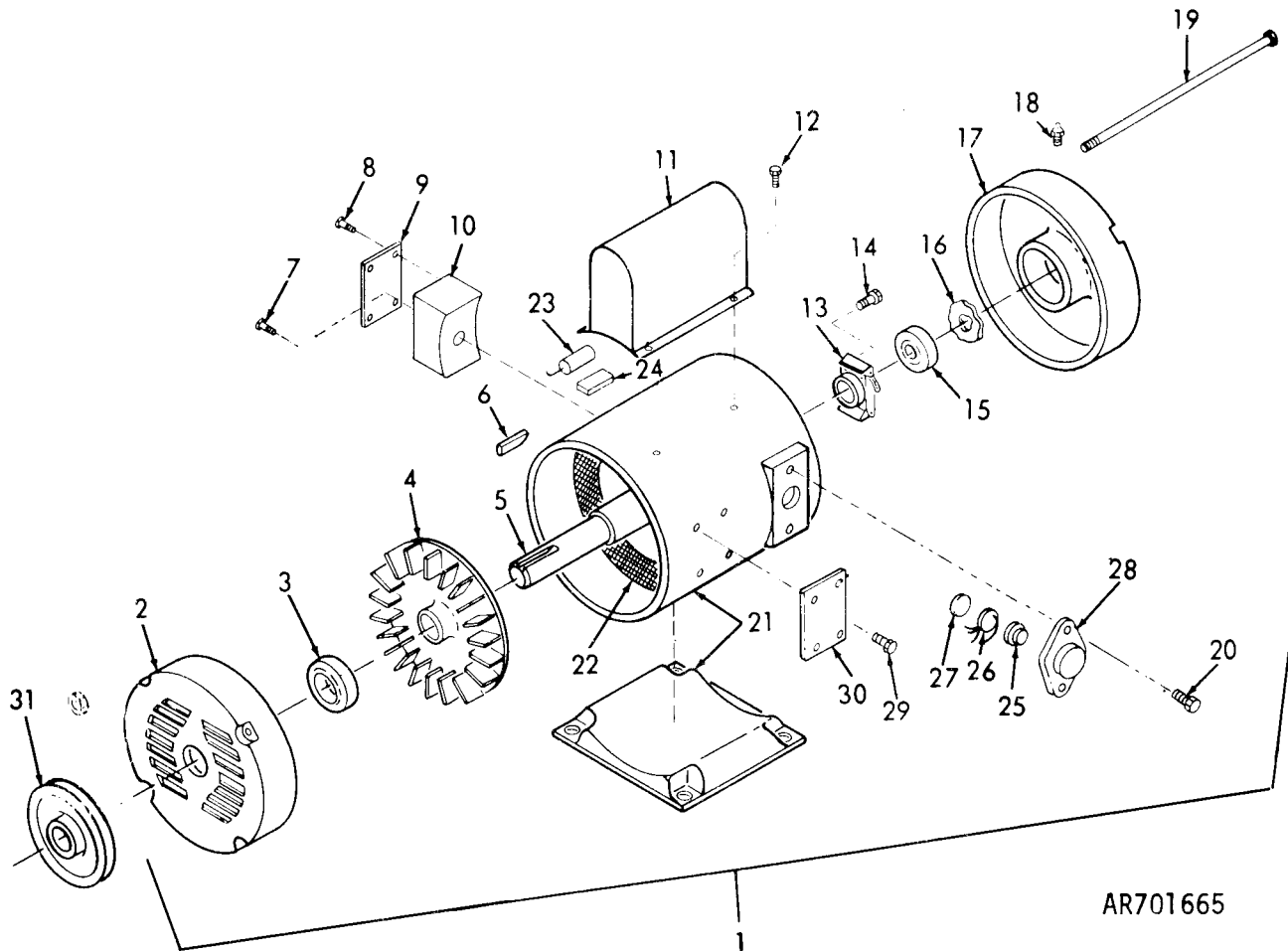
(1) ILLUSTRATION (A) FIG NO.	(B) ITEM NO.	(2) SMR CODE	(3) NATIONAL STOCK NUMBER	(4) PART NUMBER	(5) TM9-4940-421-24P DESCRIPTION FSCM	(7) USABLE ON CODE U/M	(8) QTY INC IN UNIT
					GROUP 0903 AIR FILTER ASSEMBLY		
71	1	XBOZZ		12-002-029	43990 FILTER ASSEMBLY AIR LINE	EA	1
71	2	XBOZZ		13218E0114-4	97403 ELBOW,PIPE	EA	1
71	3	XBOZZ		601-03	43990 BOWL ASSEMBLY AIR LINE FILTER	EA	1
71	4	PAOZZ	4330-00-006-4025	3699-01	43990 ELEMENT,FILTER	EA	1
71	5	XBOZZ	4730-00-050-2409	MS51953-49	96906 NIPPLE,PIPE	EA	2
71	6	XBOZZ		11020931	19204 COUPLING,QUICK DISCONNECT	EA	1



AR701664

Figure 72. Air tank check valve.


(1) ILLUSTRATION (A) (B) FIG ITEM NO. NO.		(2) SMR CODE	(3) NATIONAL STOCK NUMBER	(4) PART NUMBER	(5) FSCM	TM9-4940-421-24P DESCRIPTION	(7) USABLE ON CODE	(8) QTY INC IN UNIT
						GROUP 0904 AIR TANK CHECK VALVE		
72	1	XBOZZ		11020930-040350	19204	TUBING, COPPER	EA	1
72	2	XBOZZ		MS39179-1	96906	ADAPTER, PIPE	EA	1
72	3	XBOZZ		11020930-060300	19204	TUBING, COPPER	EA	1
72	4	XBOZZ	4730-00-270-4616	MS39179-6	96906	ADAPTER, STRAIGHT, PIPE	EA	1
72	5	PAOZZ	4820-00-811-2606	WW-U-51TYPE3CLAS SB	81349	VALVE, CHECK	EA	1
72	6	XBOZZ		13218E0114-4	97403	ELBOW, PIPE	EA	1
72	7	XBOZZ	4730-00-050-2409	MS51953-49	96906	NIPPLE	EA	1



AR701665

Figure 73. Compressor electric motor.

(1) ILLUSTRATION (A) FIG NO.	(2) (B) ITEM NO.	(3) SMR CODE	(4) NATIONAL STOCK NUMBER	(5) PART NUMBER	(6) FSCM	TM9-4940-421-24P DESCRIPTION	(7) USABLE ON CODE	(8) QTY INC IN UNIT
						GROUP 0906 COMPRESSOR ELECTRIC MOTOR		
73	1	PAOFH	6105-01-042-8545	35E840-3069	05472	MOTOR,ELECTRIC COMPRESSOR	EA	1
73	2	XBOZZ		35-8613	05472	PLATE,END FRONT	EA	1
73	3	XBFZZ		205SS	05472	BEARING FRONT	EA	1
73	4	XBFZZ		35-33B	05472	FAN	EA	1
73	5	XBFZZ		35E840-3069A	05472	ROTOR	EA	1
73	6	XBFZZ		6-30	05472	KEY	EA	1
73	7	XBFZZ		NO10X1-2	05472	SCREW,MACHINE	EA	2
73	8	XBFZZ		NO8X7-16	05472	SCREW,MACHINE CONDUIT BOX	EA	2
73	9	XBFZZ		36-40	05472	COVER,BOX	EA	1
73	10	XBFZZ		35-7500	05472	BOX,CONDUIT	EA	1
73	11	XBFZZ		35-2355	05472	BOX,CAPACITOR	EA	1
73	12	XBFZZ		NO10X3-8	05472	SCREW,MACHINE CAPACITOR BOX MTG	EA	2
73	13	XBFZZ		2-3	05472	SWITCH	EA	1
73	14	XBFZZ		NO8X7-16	05472	SCREW,MACHINE SWITCH MTG	EA	2
73	15	XBFZZ	3110-00-108-9247	203SS	05472	BEARING,BALL REAR	EA	1
73	16	XBFZZ		W1543-017	05472	WASHER,WAVE	EA	1
73	17	XBFZZ		35-8582	05472	PLATE,END REAR	EA	1
73	18	XBOZZ		400V	12600	FITTING,LUBRICATION	EA	2
73	19	XBFZZ		35-32E	05472	BOLT,MACHINE THRU MOTOR	EA	4
73	20	XBFZZ		1-4-20X3-4	05472	SCREW,MACHINE	EA	3
73	21	XBFZZ		35-3019	05472	BASE MOTOR	EA	1
73	22	XBFZZ		35F840-3069F	05472	STATOR,WOUND	EA	1
73	23	PAFZZ	5910-01-043-4846	01300	05472	CAPACITOR	EA	1
73	24	XBFZZ		35-1268	05472	PAD,CAPACITOR	EA	
73	25	XBFZZ		35-6348	05472	COVER THERMAL	EA	1
73	26	PAFZZ	6105-01-045-1224	CRH00CY	96214	THERMAL	EA	1
73	27	XBFZZ		6-311	05472	INSULATOR THERMAL	EA	1
73	28	XBFZZ		35-114B	05472	SPACER THERMAL	EA	1
73	29	XBFZZ		NO4X1-4	05472	SCREW,DRIVE BOX COVER	EA	4
73	30	XBFZZ		6-47	05472	PLATE,IDENTIFICATION MOTOR	EA	1
73	31	XBFZZ		39375	53239	SHEAVE,MOTOR	EA	1



AR701666

Figure 74. Fire fighting equipment components

(1) ILLUSTRATION (A) FIG NO.	(2) (B) ITEM NO.	(3) SMR CODE	(4) NATIONAL STOCK NUMBER	(5) PART NUMBER	(6) FSCM	(7) DESCRIPTION	(8) USABLE ON CODE	(9) QTY INC IN UNIT
						TM9-4940-421-24P		
						GROUP 1000 FIRE FIGHTING EQUIPMENT COMPONE		
						NTS		
74	1	PAOZZ	4210-00-165-4703	0E915	81348	EXTINGUISHER,FIRE TY1,CL1	EA	1

(1) ILLUSTRATION (A) (B) FIG ITEM NO. NO.		(2) SMR CODE	(3) NATIONAL STOCK NUMBER	(4) PART NUMBER	(5) FSCM	TM9-4940-421-24P DESCRIPTION	(7) USABLE ON CODE	(8) QTY INC IN UNIT
GROUP 90 BULK MATERIAL								
BULK		PAFZZ	5975-00-178-1223	WWC566	81348	CONDUIT,METAL,FLEXIBLE 3/4 IN		FT
BULK		PAFZZ	5975-00-284-7004	WWC566	81348	CONDUIT,METAL,FLEXIBLE 1/2 IN		FT
BULK		PAFZZ	6145-00-578-7521	M5086-1-12-9	81349	WIRE,ELECTRICAL		FT
BULK		PAFZZ	6145-00-578-7516	M5086-1-14-9	81349	WIRE,ELECTRICAL		FT
BULK		PAFZZ	6145-00-003-9527	M5086-1-10-9	81349	WIRE,ELECTRICAL		FT
BULK		PAFZZ	6145-00-578-7518	M5086-1-18-9	81349	WIRE,ELECTRICAL		FT
BULK		PAFZZ	5530-00-275-2489	NN-P-530	81348	PLYWOOD		EA

SECTION III. SPECIAL TOOLS LIST

NOT APPLICABLE

SECTION IV. NSN, PART NUMBER INDEX			TM9-4940-421-24P		
STOCK NUMBER	FIGURE NO.	ITEM NO.	STOCK NUMBER	FIGURE NO.	ITEM NO.
6145-00-003-9527	BULK		6240-00-155-8693	62	14
5305-00-004-1554	66	14	4210-00-165-4703	74	1
5305-00-004-1569	44	11	5310-00-167-0699	62	49
5310-00-004-5034	61	11	5310-00-167-0699	63	11
4330-00-006-4025	71	4	5310-00-167-0699	66	10
5306-00-010-0126	4	8	5310-00-167-0699	67	3
5310-00-014-5850	38	8	5935-00-167-7775	34	3
2920-00-014-7039	24	9	5935-00-167-7775	35	3
6240-00-019-0877	36	7	6680-00-173-2455	16	4
2910-00-030-1505	18	6	3020-00-174-5508	9	2
2910-00-030-3580	17	9	5975-00-178-1223	BULK	
5306-00-038-4416	7	5	4730-00-187-4206	30	4
2920-00-038-4447	27	6	5310-00-188-7848	10	1
5930-00-044-3514	62	20	5310-00-188-7848	24	6
5310-00-045-3296	12	13	5310-00-194-0021	5	25
5310-00-045-3296	14	2	5310-00-194-0021	8	15
5310-00-045-3296	23	3	5310-00-194-0021	22	11
5310-00-045-3296	33	2	5310-00-194-0021	24	8
5310-00-045-3296	36	2	5961-00-197-3524	66	8
5310-00-045-3296	45	2	5360-00-201-2031	20	4
5310-00-045-3296	63	19	9905-00-202-3639	47	3
5310-00-045-3296	64	18	9905-00-202-3639	48	7
5310-00-045-3296	66	2	2805-00-203-4026	4	15
5310-00-045-3299	46	10	9905-00-205-2795	47	8
5310-00-045-3299	58	2	9905-00-205-2795	48	10
5310-00-045-3299	62	11	5306-00-206-1071	7	1
5310-00-045-3299	62	27	5306-00-206-1071	8	7
5310-00-045-4007	62	36	5306-00-206-1071	9	5
5310-00-045-4007	63	10	5306-00-206-1071	20	12
5310-00-045-4007	66	21	5305-00-206-2508	12	16
5310-00-045-4007	67	2	5306-00-207-9151	13	5
5925-00-049-2072	62	24	5306-00-207-9156	4	19
4730-00-050-2409	71	5	5310-00-208-8700	4	22
4730-00-050-2409	72	7	5310-00-209-3586	6	7
5305-00-053-8993	61	1	5310-00-213-8998	23	12
5305-00-053-8993	62	6	5310-00-217-7810	15	5
5340-00-057-2904	33	5	5310-00-217-7810	27	9
5325-00-060-0976	33	8	5310-00-221-3129	4	9
5305-00-068-0500	63	2	5310-00-221-3129	13	6
5305-00-068-0501	27	12	5305-00-225-3839	51	9
5305-00-068-0501	46	4	5310-00-225-6993	46	16
5305-00-068-0501	63	25	5310-00-225-6993	51	2
5305-00-068-0501	69	25	5306-00-225-8497	8	13
5305-00-068-0502	30	14	5306-00-225-8497	18	8
5305-00-068-0502	53	9	5306-00-225-8498	69	49
5305-00-071-1769	51	5	5306-00-225-8499	69	48
5305-00-071-1770	1	3	5306-00-225-8504	69	1
5305-00-071-2069	46	18	5305-00-225-9081	8	8
5305-00-071-2235	69	29	5305-00-225-9081	17	1
5305-00-071-2241	46	15	5306-00-225-9089	52	1
5310-00-080-6004	50	14	5306-00-225-9090	68	7
5330-00-087-3612	21	4	4730-00-230-1996	21	1
5310-00-087-4652	50	13	4730-00-231-5605	17	3
5310-00-088-1251	46	14	2510-00-235-3795	50	17
5305-00-097-9064	22	8	6625-00-243-0607	62	21
3110-00-100-4162	5	12	5360-00-246-7674	4	5
5305-00-101-8724	22	9	3020-00-249-9904	5	13
3110-00-107-7567	56	6	5360-00-253-6919	12	12
3110-00-108-9247	73	15	2910-00-255-2298	17	6
5306-00-108-9988	50	21	2920-00-255-4194	28	2
6685-00-111-1123	70	4	4730-00-266-0532	18	4
6220-00-113-0980	36	5	5305-00-269-3212	50	11
5970-00-113-5840	34	7	5305-00-269-3213	5	24
5970-00-113-5840	35	5	5305-00-269-3214	60	1
5905-00-114-3341	67	11	5305-00-269-3215	8	16
5940-00-115-2676	44	17	5305-00-269-3215	70	10
5940-00-115-4991	44	16	4730-00-270-4616	72	4
5310-00-132-2756	30	7	5530-00-275-2489	BULK	
5310-00-132-2757	2	2	2805-00-277-2918	4	3
5305-00-133-3084	2	3	4720-00-278-1110	17	4
5305-00-133-3086	23	5	4730-00-278-3397	16	2
5310-00-141-1795	15	3	5310-00-282-6112	25	19
2805-00-143-6657	4	4	5975-00-284-7004	BULK	
2805-00-146-8758	4	13	5975-00-285-0907	34	8
5975-00-152-1072	40	2	5975-00-285-0907	35	6
5975-00-152-1072	41	4	4730-00-287-1649	18	7
5975-00-152-1072	42	4	4730-00-288-9938	20	10
5975-00-152-1147	39	8	5330-00-291-1695	8	10
6145-00-152-6499	34	2	5330-00-298-5537	56	4
6145-00-152-6499	35	2	2805-00-301-2940	4	4

STOCK NUMBER	FIGURE NO.	ITEM NO.	STOCK NUMBER	FIGURE NO.	ITEM NO.
5305-00-343-3303	15	4	5310-00-582-5965	63	14
4320-00-353-5884	12	1	5310-00-582-5965	63	26
2920-00-358-7498	28	5	5310-00-582-9919	30	5
5305-00-360-4590	25	9	5340-00-584-1613	5	21
2805-00-360-8326	15	9	5325-00-584-1636	63	12
5305-00-360-8351	22	18	5310-00-584-5272	1	4
5310-00-360-8375	26	9	5310-00-584-5272	4	23
5975-00-361-7793	27	17	5310-00-584-5272	62	7
2805-00-366-6248	7	8	5310-00-584-8729	26	8
5360-00-366-6249	7	7	5310-00-596-7691	38	3
4710-00-366-6289	10	6	5310-00-596-7691	38	14
5330-00-383-3549	5	18	5315-00-616-4492	23	2
5330-00-383-3549	5	19	5305-00-617-2403	27	11
5330-00-399-0292	69	35	5310-00-619-4969	12	2
2910-00-407-9272	18	14	5930-00-620-2300	70	2
5310-00-407-9566	8	6	5310-00-637-1058	23	11
5310-00-407-9566	9	4	5310-00-637-9541	50	16
5310-00-407-9566	10	2	5310-00-637-9541	69	28
5310-00-407-9566	11	2	5310-00-637-9541	70	9
5310-00-407-9566	17	2	5310-00-637-9575	44	14
5310-00-407-9566	18	9	5310-00-637-9575	62	32
5310-00-407-9566	20	13	5330-00-640-9612	20	9
5310-00-407-9566	22	10	5977-00-655-2555	57	15
5310-00-407-9566	24	5	5340-00-655-7761	38	12
5310-00-407-9566	52	2	3120-00-661-5133	20	15
5310-00-407-9566	63	29	5340-00-664-9175	38	15
5310-00-407-9566	68	2	5940-00-666-3357	37	2
2920-00-408-9310	25	11	5910-00-667-5076	28	4
6625-00-420-8623	62	28	2920-00-689-3304	23	10
2805-00-424-2795	4	15	6620-00-698-6700	62	29
2805-00-424-2806	4	13	5310-00-701-6068	25	18
5305-00-428-2151	12	21	5310-00-702-1797	4	18
5360-00-431-8923	57	9	5305-00-720-8881	66	20
5305-00-432-4163	33	11	5305-00-724-5898	16	1
5305-00-432-4164	44	1	5305-00-724-5910	61	12
5305-00-432-4201	31	1	5310-00-732-0558	8	14
5305-00-432-4202	1	9	5310-00-732-0558	50	15
5305-00-432-4251	52	5	5310-00-732-0558	69	27
5310-00-435-1959	30	6	5310-00-732-0558	70	8
5310-00-447-4192	64	3	5977-00-733-5462	25	3
5340-00-447-9222	22	20	6220-00-741-1843	36	6
5310-00-453-4630	62	45	9905-00-752-4649	34	6
5310-00-453-6673	24	3	9905-00-752-4649	35	7
4730-00-461-1016	32	1	5310-00-752-5830	62	47
5935-00-462-6603	33	10	5305-00-757-8292	46	9
2920-00-463-3768	27	15	6110-00-760-6352	43	2
5305-00-472-3209	4	20	5310-00-761-6882	15	1
2920-00-475-1084	27	16	5310-00-761-6882	19	6
5330-00-508-1111	25	15	5310-00-761-6882	20	7
5310-00-514-6674	7	2	5310-00-761-6882	26	2
5310-00-514-8416	25	17	5310-00-761-6882	30	12
2920-00-516-2720	28	1	5310-00-761-6882	38	9
2805-00-524-9521	4	17	5310-00-761-6882	46	1
2805-00-524-9524	4	5	5310-00-761-6882	50	1
2805-00-524-9552	7	4	5310-00-761-6882	51	7
5330-00-524-9566	30	16	5310-00-761-6882	62	31
3020-00-528-7931	7	3	5310-00-761-6882	63	16
3030-00-529-0350	68	5	5310-00-761-6882	63	24
5306-00-545-0931	24	7	5310-00-763-0253	58	3
5330-00-559-6862	25	14	5310-00-763-0253	63	18
2920-00-565-4838	4	21	5310-00-763-0253	66	3
2805-00-574-8855	4	14	5340-00-764-2334	45	5
2910-00-575-3497	21	2	5306-00-776-8025	11	1
5330-00-575-5800	27	13	5305-00-781-3924	62	46
6145-00-578-7516	BULK		2805-00-788-0306	5	6
6145-00-578-7518	BULK		4940-00-804-1349	38	1
6145-00-578-7521	BULK		5310-00-809-3079	62	8
5310-00-582-5965	6	4	5310-00-809-4058	38	16
5310-00-582-5965	15	2	5310-00-809-4058	46	3
5310-00-582-5965	18	13	5310-00-809-4058	50	3
5310-00-582-5965	22	6	5310-00-809-4058	51	8
5310-00-582-5965	26	3	5310-00-809-4058	62	33
5310-00-582-5965	27	10	5310-00-809-4058	64	2
5310-00-582-5965	30	13	5310-00-809-5998	46	17
5310-00-582-5965	38	10	5310-00-809-5998	51	4
5310-00-582-5965	46	2	5935-00-810-8532	62	15
5310-00-582-5965	50	2	4820-00-811-2606	72	5
5310-00-582-5965	51	3	4720-00-820-1063	18	3
5310-00-582-5965	57	4	5315-00-825-4593	6	8
5310-00-582-5965	62	5	5315-00-828-8190	20	3

STOCK NUMBER	FIGURE NO.	ITEM NO.	STOCK NUMBER	FIGURE NO.	ITEM NO.
5940-00-833-1705	37	4	3110-01-015-3254	5	27
4730-00-834-6187	11	4	5305-01-017-1526	25	13
2540-00-835-9039	51	6	5961-01-023-8979	23	9
5315-00-839-5822	12	10	4940-01-036-6824	50	6
5315-00-839-5822	50	9	3431-01-036-8417	1	8
5940-00-840-3373	39	2	5975-01-037-0796	40	3
5940-00-840-3373	40	5	5970-01-037-4654	62	44
5940-00-840-3373	41	6	5970-01-037-8911	62	9
5940-00-840-3373	42	6	5970-01-037-8915	67	12
5365-00-840-9571	44	19	5970-01-037-8916	67	6
4820-00-849-1220	70	7	5977-01-037-8927	58	8
5310-00-851-2674	57	5	6645-01-037-9170	62	22
5310-00-851-2674	57	7	5305-01-038-2564	66	4
5310-00-851-2674	59	1	5305-01-038-2565	64	17
5325-00-854-9376	33	7	5975-01-038-4776	38	6
2920-00-863-6160	27	1	5310-01-038-4793	62	19
5305-00-866-3091	62	26	5310-01-038-4800	1	5
5977-00-869-2462	25	4	5325-01-038-4845	60	2
5305-00-869-5008	56	2	5305-01-038-5882	61	10
5305-00-869-5009	63	15	5310-01-038-5904	44	18
5305-00-879-3825	53	2	5315-01-038-5984	62	41
5310-00-880-7744	8	5	5305-01-038-6358	57	12
5310-00-880-7744	26	6	5305-01-038-6358	63	4
5310-00-880-7744	63	33	5305-01-038-6361	59	2
5320-00-882-8385	47	2	5305-01-038-6367	64	22
5320-00-882-8385	47	10	5365-01-038-6922	49	4
5320-00-882-8385	48	3	5305-01-038-8679	64	14
5320-00-882-8385	49	5	5305-01-038-8683	62	34
5310-00-889-2527	44	13	5305-01-038-8684	63	20
5310-00-889-2528	27	8	5306-01-038-8685	64	15
5306-00-889-2943	50	22	5305-01-038-8691	56	7
5330-00-891-5573	19	4	5340-01-038-9260	63	13
4720-00-900-8634	13	2	5305-01-038-9526	62	12
4730-00-909-8627	17	5	5305-01-038-9536	62	51
4730-00-909-8627	31	4	5340-01-038-9791	48	8
2940-00-910-1413	19	3	5340-01-039-0100	49	3
4310-00-917-4723	68	6	5305-01-039-0229	62	4
5977-00-922-0875	57	16	5305-01-039-0230	62	48
5310-00-934-9747	62	35	5305-01-039-0230	67	10
5310-00-934-9747	63	9	2990-01-039-1961	30	1
5310-00-934-9747	66	9	5305-01-039-2497	62	37
5310-00-934-9747	67	13	5305-01-039-2497	67	7
5310-00-934-9757	62	10	2805-01-039-3500	2	1
5310-00-934-9758	33	1	5306-01-039-3939	44	12
5310-00-934-9758	36	1	5306-01-039-3946	61	6
5310-00-934-9758	38	2	5306-01-039-4523	57	14
5310-00-934-9758	45	1	4940-01-039-4575	47	7
5310-00-934-9758	63	17	4940-01-039-4669	50	5
5310-00-934-9758	66	25	5925-01-039-6220	62	23
2920-00-946-8231	27	2	5315-01-039-6306	50	12
5975-00-951-8272	27	5	2990-01-039-6889	30	3
5330-00-952-6579	69	24	3120-01-039-7611	64	7
5325-00-959-2089	33	6	5945-01-039-9463	66	19
5305-00-984-6210	33	3	5905-01-039-9712	64	1
5305-00-984-6210	38	4	5905-01-039-9712	64	21
5305-00-984-6210	38	13	5975-01-039-9746	39	9
5305-00-984-6210	45	3	5975-01-039-9747	40	4
5305-00-984-6211	36	3	5975-01-039-9747	41	5
5305-00-984-6212	45	4	5975-01-039-9747	42	5
5330-00-986-1793	30	15	4820-01-039-9781	13	1
2805-00-986-1794	5	29	6150-01-039-9822	23	8
5305-00-988-1721	22	3	6150-01-039-9823	26	5
5305-00-988-1721	22	5	6140-01-040-0050	63	32
5305-00-988-1723	6	5	4940-01-040-0908	66	1
5305-00-988-1723	22	4	5305-01-040-0997	65	4
5305-00-988-1723	26	4	5305-01-040-0999	63	5
5305-00-988-1725	33	11	5305-01-040-0999	66	13
5305-00-989-7434	12	14	5310-01-040-1009	19	1
5305-00-989-7434	14	1	5330-01-040-1021	30	2
5305-00-989-7434	23	13	5930-01-040-1383	29	7
5305-00-989-7434	24	4	5315-01-040-3733	20	5
5340-00-990-7610	33	4	5306-01-040-4643	18	1
5305-00-995-3442	12	15	5310-01-040-4763	26	7
5310-00-997-6903	6	6	2910-01-040-5195	20	11
5970-01-003-7640	34	4	5310-01-040-7272	62	42
5970-01-003-7640	35	4	4940-01-040-7753	50	10
2910-01-011-4424	17	8	4940-01-040-9859	23	6
2805-01-011-6348	5	9	2805-01-041-1473	5	16
5935-01-012-3080	62	17	5930-01-041-2986	62	30
5925-01-012-6210	62	25	2920-01-041-3786	26	1

TM9-4940-421-24P
FIGURE ITEM
NO. NO.

STOCK NUMBER	FIGURE NO.	ITEM NO.	STOCK NUMBER	FIGURE NO.	ITEM NO.
5950-01-041-6526	67	4	2920-01-043-0760	27	3
5330-01-041-7901	46	8	2805-01-043-4765	7	6
5340-01-041-8038	49	2	5910-01-043-4846	73	23
5340-01-042-5485	45	6	5305-01-043-5692	58	12
5340-01-042-6605	45	8	5340-01-043-9090	49	1
5961-01-042-8022	62	50	5340-01-044-0359	45	6
5340-01-042-8264	45	6	2920-01-044-2599	27	4
5340-01-042-8265	45	7	5340-01-044-2714	45	9
6105-01-042-8545	73	1	6115-01-044-4124	55	1
2920-01-042-9074	27	18	2510-01-044-7771	50	8
5340-01-043-0272	45	6	6220-01-045-0249	33	12
5340-01-043-0273	45	7	6105-01-045-1224	73	26
5340-01-043-0274	45	6	5365-01-046-1096	57	3
5340-01-043-0275	45	8	6105-01-047-3316	43	3
5340-01-043-0276	45	8	4310-01-048-3471	69	4
5340-01-043-0277	45	7			

PART NUMBER	FSCM	FIG NO	ITEM NO	PART NUMBER	FSCM	FIG NO	ITEM NO
AAW1323	28835	61	8	GA35A1	66289	5	13
AAW835A	28835	62	56	GB46	66289	7	3
AA90A	66289	4	12	GC28	66289	9	2
AA90AS8	66289	4	1	GD94C	66289	12	3
AB111	66289	4	17	G30T49A	30086	43	3
AD42	66289	4	14	HA135S	66289	5	27
AB760	66289	4	15	HG131C	66289	5	28
AB76E	66289	4	15	HG150A	66289	4	13
AF52	66289	4	5	HG150D	66289	4	13
AF55	66289	4	5	HG271	66289	20	15
AG26	66289	4	4	HHT791	81348	34	8
AG31	66289	4	4	HHT791	81348	35	6
AH9	66289	4	3	IAD-6004-2R	19728	27	18
AK1074	28835	64	3	IAT3076DS	19728	28	4
AN914-1	88044	17	3	IGS2224LB	19728	28	5
AN960-416	88044	15	3	IG1324D	19728	28	1
AN96086	88044	62	49	IG1657R	19728	28	2
AN960B6	88044	63	11	JK52	66289	20	9
AN960B6	88044	66	10	JK59	66289	27	13
AN960B6	88044	67	3	J6256-3	76005	44	19
AW1156B	28835	57	6	KA61DS1	66289	12	4
AW1470	28835	57	15	KB42S2	66289	12	9
AW1683	28835	57	11	KC56A	66289	12	18
AW1719	28835	57	8	KD121S1	66289	12	6
AW1802	28835	64	15	KD122A	66289	12	19
AW307	28835	64	5	K95L	66289	12	1
AW459	28835	64	9	LD240-26	66289	30	8
AW734	28835	57	10	LK33	66289	13	3
AW740	28835	57	3	LP38ES1	66289	18	6
AW929	28835	64	11	LQ46	66289	18	14
AL31C	70040	19	3	L0201	66289	13	1
BA49A	66289	3	1	L0202	66289	14	3
BD101B3S1	66289	8	4	MBG-4141	19728	24	9
BG193AS2	66289	5	23	M8G2012S	19728	25	3
BG223	66289	9	3	ME60	66289	12	11
BH103	66289	4	7	ME98	66289	5	12
BH155A	66289	11	3	ME98-1	66289	5	15
BH162	66289	8	17	MIL-B-43436/1-1	81349	34	6
CA69C57	66289	5	16	MILR24243-6A606H	81349	47	2
CLU2521	44655	67	11	MILR24243-6A606H	81349	47	10
CRH00CY	96214	73	26	MILR24243-6A606H	81349	48	3
CW1160	28835	56	4	MILR24243-6A606H	81349	49	5
C30	28835	55	2	MILS12514	81349	43	2
DA66BS1	66289	5	9	MODEL210	49576	68	6
DB183D1	66289	5	6	MS15570-1251	96906	36	7
DC111B	66289	5	5	MS20659-131	96906	44	16
DC126B	66289	5	1	MS20659-143	96906	44	17
DC126C	66289	5	2	MS21333-66	96906	33	4
DC345	66289	5	3	MS21333-71	96906	33	5
DC346	66289	5	4	MS24617-1	96906	53	2
DE59	66289	5	7	MS24665-353	96906	50	9
DR15D	66289	5	29	MS24665-69	96906	20	3
DW3146A	28835	61	6	MS25201-5	96906	62	20
DW458	28835	62	47	MS27142-2	96906	33	10
D16J	11583	4	21	MS27144-1	96906	34	3
EA112	66289	7	4	MS27144-1	96906	35	3
ENAL20	66289	23	1	MS27183-10	96906	38	16
FW1434	28835	66	6	MS27183-10	96906	46	3
F71	66289	7	6	MS27183-10	96906	50	3

PART NUMBER	FSCM	FIG NO	ITEM NO	PART NUMBER	FSCM	FIG NO	ITEM NO
MS27183-10	96906	51	8	MS35338-48	96906	62	7
MS27183-10	96906	62	33	MS35338-50	96906	61	11
MS27183-10	96906	64	2	MS35387-1	96906	47	8
MS27183-14	96906	50	14	MS35387-1	96906	48	10
MS27183-18	96906	46	17	MS35387-2	96906	47	3
MS27183-18	96906	51	4	MS35387-2	96906	48	7
MS27183-19	96906	62	8	MS35423-3	96906	36	5
MS27183-42	96906	38	8	MS35423-4	96906	36	6
MS35140-10	96906	38	15	MS35489-78S	96906	32	3
MS35140-12	96906	38	12	MS35490-17	96906	33	6
MS35206-263	96906	33	3	MS35490-30	96906	33	7
MS35206-263	96906	38	4	MS35490-7	96906	33	8
MS35206-263	96906	38	13	MS35649-202	96906	33	1
MS35206-263	96906	45	3	MS35649-202	96906	36	1
MS35206-264	96906	36	3	MS35649-202	96906	38	2
MS35206-265	96906	45	4	MS35649-202	96906	45	1
MS35206-277	96906	22	3	MS35649-202	96906	63	17
MS35206-277	96906	22	5	MS35649-202	96906	66	25
MS35206-279	96906	6	5	MS35649-262	96906	62	35
MS35206-279	96906	22	4	MS35649-262	96906	63	9
MS35206-279	96906	26	4	MS35649-262	96906	66	9
MS35206-281	96906	38	11	MS35649-262	96906	67	13
MS35207-263	96906	12	14	MS35649-282	96906	62	10
MS35207-263	96906	14	1	MS35691-1	96906	57	5
MS35207-263	96906	23	13	MS35691-1	96906	57	7
MS35207-263	96906	24	4	MS35691-1	96906	59	1
MS35207-268	96906	12	15	MS35751-17	96906	50	22
MS35215-53	96906	12	16	MS35751-18	96906	50	21
MS35335-32	96906	38	3	MS35751-19	96906	50	20
MS35335-32	96906	38	14	MS35751-72	96906	50	19
MS35335-34	96906	7	2	MS35751-73	96906	50	7
MS35338-41	96906	62	36	MS35782-5	96906	70	7
MS35338-41	96906	63	10	MS35842-13	96906	17	5
MS35338-41	96906	66	21	MS35842-13	96906	31	4
MS35338-41	96906	67	2	MS39020-1	96906	35	7
MS35338-42	96906	46	10	MS39158-1	96906	20	10
MS35338-42	96906	58	2	MS39179-1	96906	72	2
MS35338-42	96906	62	11	MS39179-6	96906	72	4
MS35338-42	96906	62	27	MS39255A46	96906	68	5
MS35338-43	96906	12	13	MS45904-68	96906	27	8
MS35338-43	96906	14	2	MS45904-72	96906	44	13
MS35338-43	96906	23	3	MS51086-2	96906	21	2
MS35338-43	96906	33	2	MS51091-4	96906	21	4
MS35338-43	96906	36	2	MS51335-2	96906	51	6
MS35338-43	96906	45	2	MS51846-1	96906	21	1
MS35338-43	96906	63	19	MS51851-44	96906	46	9
MS35338-43	96906	64	18	MS51861-24	96906	33	11
MS35338-43	96906	66	2	MS51861-25	96906	44	1
MS35338-44	96906	6	4	MS51861-45	96906	31	1
MS35338-44	96906	15	2	MS51861-46	96906	1	9
MS35338-44	96906	18	13	MS51861-65	96906	52	5
MS35338-44	96906	22	6	MS51922-1	96906	46	14
MS35338-44	96906	26	3	MS51922-17	96906	50	13
MS35338-44	96906	27	10	MS51922-33	96906	46	16
MS35338-44	96906	30	13	MS51922-33	96906	51	2
MS35338-44	96906	38	10	MS51939-1	96906	45	5
MS35338-44	96906	46	2	MS51953-49	96906	71	5
MS35338-44	96906	50	2	MS51953-49	96906	72	7
MS35338-44	96906	51	3	MS51963-83	96906	16	1
MS35338-44	96906	57	4	MS51967-2	96906	15	1
MS35338-44	96906	62	5	MS51967-2	96906	19	6
MS35338-44	96906	63	14	MS51967-2	96906	20	7
MS35338-44	96906	63	26	MS51967-2	96906	26	2
MS35338-45	96906	8	6	MS51967-2	96906	30	12
MS35338-45	96906	9	4	MS51967-2	96906	38	9
MS35338-45	96906	10	2	MS51967-2	96906	46	1
MS35338-45	96906	11	2	MS51967-2	96906	50	1
MS35338-45	96906	17	2	MS51967-2	96906	51	7
MS35338-45	96906	18	9	MS51967-2	96906	62	31
MS35338-45	96906	20	13	MS51967-2	96906	63	16
MS35338-45	96906	22	10	MS51967-2	96906	63	24
MS35338-45	96906	24	5	MS51967-5	96906	8	5
MS35338-45	96906	52	2	MS51967-5	96906	26	6
MS35338-45	96906	63	29	MS51967-5	96906	63	33
MS35338-45	96906	68	2	MS51967-8	96906	50	15
MS35338-46	96906	50	16	MS51967-8	96906	69	27
MS35338-46	96906	69	28	MS51967-8	96906	70	8
MS35338-48	96906	70	9	MS9047-268	96906	6	8
MS35338-48	96906	1	4	MS90725-10	96906	46	15
MS35338-48	96906	4	23	MS90725-107	96906	62	46

PART NUMBER	FSCM	FIG NO	ITEM NO	PART NUMBER	FSCM	FIG NO	ITEM NO
MS90725-112	96906	61	1	PE5A	66289	8	15
MS90725-112	96906	62	6	PE5A	66289	22	11
MS90725-115	96906	51	5	PE5A	66289	24	8
MS90725-116	96906	1	3	PE65-1	66289	6	7
MS90725-16	96906	69	29	PE78A	66289	23	12
MS90725-162	96906	61	12	PE81	66289	30	7
MS90725-3	96906	63	2	PF101	66289	7	8
MS90725-32	96906	8	13	PF143	66289	3	4
MS90725-32	96906	18	8	PF18	66289	16	2
MS90725-33	96906	69	49	PF52	66289	8	12
MS90725-34	96906	69	48	PG1209	66289	15	6
MS90725-36	96906	8	8	PG314	66289	22	20
MS90725-36	96906	17	1	PG475	66289	22	19
MS90725-40	96906	69	1	PG515A	66289	24	1
MS90725-5	96906	27	12	PG543A1	66289	27	14
MS90725-5	96906	46	4	PG556	66289	27	7
MS90725-5	96906	63	25	PH14	66289	4	9
MS90725-5	96906	69	25	PH14	66289	13	6
MS90725-6	96906	30	14	PH194	66289	24	3
MS90725-6	96906	58	9	PH202	66289	5	18
MS90725-61	96906	50	11	PH202	66289	5	19
MS90725-64	96906	60	1	PH22	66289	29	3
MS90725-65	96906	8	16	PH269	66289	8	10
MS90725-65	96906	70	10	PH377B	66289	29	1
MS90725-8	96906	51	9	PH79A	66289	30	6
MS90726-34	96906	52	1	PII43B	66289	12	21
MS90726-35	96906	68	7	PJ105	66289	9	1
MS90728-113	96906	46	18	PK37A	66289	5	8
MU54	19728	25	19	PL137	66289	12	5
MZ19S	19728	25	4	PL24	66289	6	1
MZ357	19728	25	17	PL49	66289	5	11
MZ359A	19728	25	14	PM108	66289	7	7
MZ365	19728	25	18	PM111	66289	12	12
MZ38C	19728	25	7	PM76	66289	20	4
MZ52	19728	25	9	P1-115Y	66289	20	5
M1	30086	43	4	P1224	66289	15	7
M13486-1-5	81349	34	2	QB83	66289	4	10
M13486-1-5	81349	35	2	QB83	66289	4	10
M24243-6A604H	81349	36	8	QC12A	66289	17	7
M24243-6A604H	81349	48	6	QC66	66289	30	9
M24243-6A604H	81349	49	5	QC66	66289	30	9
M24243-6A604H	81349	53	3	QD482	66289	4	6
M5086-1-10-9	81349	BULK		QD482	66289	4	6
M5086-1-12-9	81349	BULK		QD535A	66289	12	8
M5086-1-14-9	81349	BULK		QD538A	66289	18	5
M5086-1-18-9	81349	BULK		QD595A	66289	10	3
M55629-1-115	81349	62	24	QD615A	66289	20	14
NAS561P6-18	80205	23	2	QD616	66289	8	18
NN-P-530	81348	BULK		QD631	66289	4	16
NO10X1-2	5472	73	7	QD631	66289	4	16
NO10X3-8	5472	73	12	QD632	66289	4	2
NO4X1-4	5472	73	29	QD633	66289	8	1
NO8X7-16	5472	73	8	QD634	66289	8	3
NO8X7-16	5472	73	14	QD635	66289	11	5
N100-9	66289	6	2	QD636A	66289	5	22
PA291	66289	8	11	QD636B	66289	5	20
PA64	66289	12	7	QD67	66289	18	10
PB146-1S1	66289	5	10	QF67C	66289	5	21
PB169A	66289	7	5	Q18C	66289	30	16
PB187	66289	24	7	Q27	66289	30	15
PC111	66289	3	7	RC91	66289	15	9
PC112	66289	10	4	RD112	66289	12	17
PC275846	6853	70	1	RF1121	66289	12	20
PC396	66289	3	6	RF1225	66289	10	5
PC396	66289	24	2	RF1495A	66289	16	5
PC435	66289	3	3	RF269	66289	18	4
PC615	66289	4	11	RJ173	66289	16	4
PD115	66289	23	11	RK173	66289	5	14
PD115-2	66289	26	8	RM1049B	66289	18	3
PD13	66289	4	22	RM980	66289	10	6
PD157	66289	6	6	RRW360TYPE1CLASS1	81348	21	3
PD173A	66289	20	6	RS11	66289	62	29
PD195	66289	12	2	R109D	66289	15	8
PD207	66289	30	5	SA156A	66289	13	4
PD247	66289	5	17	SA156B	66289	14	4
PD79	66289	8	14	SA26	66289	3	2
PE-52	66289	26	7	SA58	66289	3	5
PE37	66289	2	2	SD233	66289	29	6
PE45	66289	26	9	SD293	66289	23	4
PE5A	66289	5	25	SD312	66289	53	1

PART NUMBER	FSCM	FIG NO	ITEM NO	PART NUMBER	FSCM	FIG NO	ITEM NO
SE124AM1	66289	22	7	W11110-7	28835	66	13
SE125	66289	22	16	W11111-1	28835	62	12
SE125A	66289	22	14	W11111-5	28835	58	12
SE126-2	66289	22	15	W11112-14	28835	66	4
SE126A9	66289	22	13	W11112-3	28835	63	20
SE127	66289	22	1	W11113-1	28835	64	17
SE127A	66289	22	12	W11114-2	28835	62	4
SE128B	66289	22	2	W11114-5	28835	62	34
SE128C	66289	22	17	W11219-1	28835	64	14
SE48	66289	6	3	W11220-3	28835	62	51
SW102A	28835	65	3	W11224-2	28835	65	4
SW13615M109055	98255	42	2	W11231-1	28835	66	14
SW13615M109055	98255	42	7	W11242-17	28835	62	19
SW13615M109055	98255	42	7	W11242-17	28835	62	19
SW13615M109059	98255	41	2	W11245-3	28835	58	3
SW13615M109059	98255	41	7	W11245-3	28835	63	18
SW13615M109073	98255	39	3	W11245-3	28835	66	3
SW13615M109074	98255	39	4	W11263-4	28835	44	14
SW13615M109077	98255	39	5	W11263-4	28835	62	32
SW13615M129055	98255	42	8	W1543-017	5472	73	16
SW13615M129059	98255	41	8	W799E106	28835	64	10
SW13615M129077	98255	40	6	W799H173	28835	57	9
SW13615M129077	98255	40	7	W9700-12	28835	63	21
SW13615M129078	98255	39	6	W9701-4	28835	63	6
SW13615M129078	98255	39	7	W9917-17	28835	62	22
SW13615M149077	98255	40	3	XA36	66289	27	11
SW13615M189070	98255	37	3	XA65	66289	22	18
SW13628A	98255	52	6	XA832	19728	25	15
SW13659M10506	98255	41	3	XB106	66289	23	5
SW13696P1	98255	40	9	XD-6	66289	18	1
SW13748A	98255	46	23	XD14	66289	11	1
SW13767P-1	98255	46	21	XD17	66289	7	1
SW13767P-1	98255	49	1	XD17	66289	8	7
SW13770P	98255	53	1	XD17	66289	9	5
SW13791F4	98255	46	13	XD17	66289	20	12
SW13792F2	98255	46	11	XD171	66289	22	9
SW13793F2	98255	46	12	XD172	66289	22	8
SW13835P	98255	34	5	XD175	66289	15	4
SW13835P	98255	35	8	XD22	66289	13	5
SW16	28835	64	8	XD23	66289	4	8
SW1659M-10710	98255	40	3	XD29	66289	5	24
SW1659M10466	98255	42	3	XD30	66289	4	19
SW1659M20526	98255	39	10	XD32	66289	4	20
SW167-1	28835	64	7	XD32	66289	29	5
SW2-0	28835	64	19	XD52	66289	2	3
SW208	28835	64	22	XX121	66289	16	3
SW214	28835	64	4	XX3	66289	8	9
SW226	28835	64	20	XX38	66289	18	7
SW229	28835	65	2	XL-16	66289	12	10
SW231	28835	65	1	YB82	66289	23	6
SW241	28835	64	16	YC66G	66289	29	2
SW270-5	28835	64	12	YC66GS1	66289	29	7
SW4	28835	64	13	YC96S1	66289	26	1
T-89-26	66289	20	11	YD350	66289	23	7
TA111A1	66289	18	12	YE2	66289	62	28
TA116	66289	18	11	YF38A	66289	27	6
TA135	66289	20	16	YJ60	66289	23	10
TC367A	66289	20	8	YJ68	66289	23	9
TC398-29	66289	20	1	YL339-14	66289	27	2
TC507S2	66289	20	17	YL339-16	66289	27	3
TF96-19	66289	18	2	YL339-24	66289	27	1
VE440	66289	20	2	YL339-28	66289	27	16
VE693-1	66289	62	54	YL352-11	66289	27	15
VH69A	96152	17	6	YL356-7	66289	26	5
W-11114-8	28835	59	2	YL357-42	66289	29	4
W-11236-4	28835	57	12	YL358-8	66289	27	4
W-11236-4	28835	63	4	YL380-22	66289	23	8
WE243	66289	8	2	ZX2008	76385	19	4
WP6	56878	4	18	ZZH428	81348	13	2
WW-U-51TYPE3CLASSB	81349	72	5	0E915	81348	74	1
WWC566	81348	BULK		1300	5472	73	23
WWC566	81348	BULK		1-4-20X3-4	5472	73	20
WWP471	3958	11	4	184202	11083	10	1
W11097-4	28835	56	7	1B4202	11083	24	6
W11110-2	28835	62	26	1CZ93B	28835	66	8
W11110-3	28835	66	20	11020901	19204	1	1
W11110-4	28835	62	48	11020903	19204	51	1
W11110-4	28835	67	10	11020904	19204	31	3
W11110-6	28835	62	37	11020906	19204	32	2
W11110-6	28835	67	7	11020907	19204	46	19
W11110-7	28835	63	5	11020908	19204	31	2

PART NUMBER	FSCM	FIG NO	ITEM NO	PART NUMBER	FSCM	FIG NO	ITEM NO
11020911	19204	31	5	13217E8318	97403	40	1
11020912	19204	53	1	13217E8320	97403	43	1
11020914	19204	1	8	13217E8321	97403	70	2
11020915	19205	19	5	13217E8323	97403	53	1
11020916	19204	19	2	13217E8324	97403	53	1
11020918	19204	30	10	13217E8331	97403	41	1
11020920	19204	1	7	13217E8332	97403	42	1
11020921	19204	1	2	13218E0003-100	97403	40	4
11020923	19204	1	6	13218E0003-100	97403	41	5
11020927	19204	30	11	13218E0003-100	97403	42	5
11020928	19204	30	11	13218E0003-101	97403	39	9
11020930-040350	19204	72	1	13218E0003-2	97403	40	2
11020930-060300	19204	72	3	13218E0003-2	97403	41	4
11020931	19204	71	6	13218E0003-2	97403	42	4
11020933	19204	70	11	13218E0003-3	97403	39	8
11020937	19204	51	10	13218E0056-22	97403	70	3
11020942	19204	39	1	13218E0098-4	97403	70	5
11020944	19204	38	5	13218E0114-4	97403	71	2
11020945	19204	37	1	13218E0114-4	97403	72	6
11020950	19204	52	3	13218E0323-1423	97403	19	1
11020951	19204	52	4	13609A	98255	48	8
11020953	19204	19	7	13616P	98255	70	4
11020957	19204	52	7	13642P	98255	17	4
11020958	19204	47	9	13706P	98255	38	6
11020961	19204	52	9	13725P	98255	1	5
11020966	19204	50	18	13729M	98255	50	5
11020967	19204	48	9	13730P	98255	45	9
11020969-1	19204	48	4	13741P	98255	30	2
11020969-3	19204	48	5	13761P	98255	46	8
11020969-4	19204	47	1	13762A	98255	30	3
11020970-2	19204	47	4	13765A	98255	30	1
11020972	19204	50	4	16-649	96152	17	9
11020973	19204	48	2	16DA4004A10	28835	66	19
11020974	19207	48	1	16DA4249-8	28835	64	6
11020976	19204	46	20	16DA4253-1	28835	66	18
11020977	19204	46	22	16DW335	28835	44	18
11020978	19204	46	21	1877	70485	63	12
11020979	19204	46	5	3-Feb	5472	73	13
11020980	19204	46	24	2W1-17-20-63	43999	15	5
11020988-1	19204	49	2	2W1-17-20-63	43999	27	9
11020990	19204	44	3	20BW897	28835	54	4
11020991	19204	46	7	203SS	5472	73	15
11020993	19204	46	6	205SS	5472	73	3
11020995	19204	44	2	21614	53239	69	20
12-002-029	43990	71	1	28-1AD2015	19728	28	3
120W2B	28835	57	2	28MBG2411	19728	25	16
12CW962	28835	57	16	28MBG3005AS	19728	25	6
12416P-2	98255	45	8	28MZ1024U	19728	25	1
12416P-3	98255	45	8	28MZ1360	19728	25	12
12416P-4	98255	45	8	28MZ2002Q	19728	25	2
12416P-5	98255	45	8	28MZ364	19728	25	8
12797M	98255	49	4	28PS2330BS	19728	25	10
12827M	98255	50	10	28P90-743	19728	25	5
12992	53239	69	8	28P90-822	95688	25	13
13200E9126	97403	52	8	3DW477	28835	61	10
13200E9225	97403	50	8	31FX	31356	62	21
13200E9226	97403	50	17	31901	53239	69	5
13200E9227	97403	50	12	32050	779	37	2
13217E7936	97403	70	6	32588	779	39	2
13217E7940	97403	70	12	32588	779	40	5
13217E7999	97403	36	4	32588	779	41	6
13217E8001	97403	33	9	32588	779	42	6
13217E8002-1	97403	34	4	327257	34623	27	17
13217E8002-1	97403	35	4	35-114B	5472	73	28
13217E8003-1	97403	34	7	35-1268	5472	73	24
13217E8003-1	97403	35	5	35-2355	5472	73	11
13217E8009	97403	38	7	35-3019	5472	73	21
13217E8021	97403	49	2	35-32E	5472	73	19
13217E8023	97403	47	7	35-33B	5472	73	4
13217E8025	97403	47	1	35-6348	5472	73	25
13217E8026	97403	50	6	35-7500	5472	73	10
13217E8042-9	97403	47	6	35-8582	5472	73	17
13217E8060	97403	49	3	35-8613	5472	73	2
13217E8279-3	97403	53	1	35E840-3069	5472	73	1
13217E8299	97403	47	5	35E840-3069A	5472	73	5
13217E8302	97403	46	25	35E840-3069F	5472	73	22
13217E8303	97403	53	1	355849	28835	67	5
13217E8313	97403	34	1	355850	28835	67	9
13217E8314	97403	35	1	355851	28835	67	1
13217E8316	97403	68	1	355852	28835	67	6

PART NUMBER	FSCM	FIG NO	ITEM NO	PART NUMBER	FSCM	FIG NO	ITEM NO
355853	28835	67	12	402662	28835	62	30
356773-24	28835	56	5	402670	28835	62	17
356796	28835	58	4	402788	28835	58	8
357654	28835	62	44	403661-1	28835	63	13
357655	28835	62	40	404003-1	28835	62	45
357677	28835	62	41	404042-1	28835	53	1
358221-27	28835	57	1	404065-2	28835	62	50
358951	28835	62	38	404277	28835	62	18
359174	28835	44	4	404335	28835	62	16
359175-1	28835	60	3	404858	28835	2	1
359180-1	28835	55	1	404859	28835	63	32
359181	28835	56	1	404889-1	28835	62	25
359190	28835	61	9	404889-3	28835	62	23
359194-1	28835	61	3	404892-1	28835	62	13
359195	28835	61	2	404896-1	28835	62	14
359200	28835	61	5	417	30760	30	4
359201-1	28835	61	4	422241	28835	66	12
359220	28835	63	23	42631	53239	68	3
359221	28835	62	52	430278	28835	60	2
359224	28835	44	5	43926	53239	69	26
359225	28835	59	3	43928	53239	69	30
359256	28835	62	1	45001	53239	69	10
359260	28835	61	7	45010	53239	69	17
359264	28835	44	6	45011	53239	69	44
359270-1	28835	64	1	45012	53239	69	39
359284	28835	66	5	45013	53239	69	40
359285-1	28835	66	17	45014	53239	69	41
359286-1	28835	66	1	45016	53239	69	45
359291	28835	63	7	45017	53239	69	42
359293	28835	63	22	45018	53239	69	38
359294	28835	44	15	45019	53239	69	46
359296	28835	57	13	45022	53239	69	14
359313	28835	66	24	45024	53239	69	43
359337	28835	63	31	45031	53239	69	15
359338	28835	63	30	45032	53239	69	22
359339	28835	63	8	45033	53239	69	13
359343	28835	63	3	45034	53239	69	11
359344	28835	56	3	45035	53239	69	32
359347	28835	58	6	45036	53239	69	2
359348	28835	58	1	45037	53239	69	36
359350-1	28835	58	11	45038	53239	69	12
359350-2	28835	58	10	45039	53239	69	31
359352	28835	63	1	45041	53239	69	4
359366	28835	53	1	45042	53239	69	3
359368	28835	44	7	45043	53239	69	37
359369	28835	63	28	45046	53239	69	23
359370	28835	44	3	45049	53239	69	35
359372	28835	44	9	45121	53239	69	6
359373	28835	44	10	46-286-776A	66289	17	8
359379	28835	62	53	4710	74545	62	15
359384	28835	66	11	47980	53239	68	4
359495	28835	62	39	480187	72850	25	11
359506	28835	63	27	480233	28835	66	22
359507	28835	54	2	5CW1308-2	28835	56	2
359508	28835	54	5	5CW1308-3	28835	44	11
359509	28835	54	6	5CW1308-4	28835	44	12
359556	28835	54	1	5CW974	28835	62	43
36-40	5472	73	9	5CW976A	28835	62	9
3699-01	43990	71	4	50HF1458	28835	62	55
386746	28835	66	23	50605	53239	69	33
38932	53239	69	7	5204	75582	33	1
38941	53239	69	19	30-Jun	5472	73	6
38944	53239	69	21	6-311	5472	73	27
38945	53239	69	24	Jun-47	5472	73	30
38951	53239	69	18	601-03	43990	71	3
39375	53239	73	31	6203	81646	32	1
400V	12600	73	18	6308ARS	52676	56	6
40002R-12V	13548	33	12	7-34080	779	37	4
400418	28835	67	4	7354056	19207	27	5
400523	28835	62	2	7890	53239	69	9
400524-22	28835	62	3	88W12-1	28835	57	14
400614-1	28835	62	42	8BW348	28835	54	3
400785-7	28835	66	7	8793P-1	98255	45	6
400785-8	28835	66	16	8793P-3	98255	45	6
401937-1	28835	67	8	8795P-3	98255	45	6
402119-2	28835	63	15	8795P-4	98255	45	6
402162	28835	64	21	8795P-5	98255	45	6
402356	28835	66	15	8795P-6	98255	45	7
402530	28835	58	5	8795P-7	98255	45	7
402531	28835	58	7	8795P-9	98255	45	7

PART NUMBER	FSCM	FIG NO	ITEM NO	PART NUMBER	FSCM	FIG NO	ITEM NO
9348	53239	69	47	996	53239	69	34
9390	53239	69	16				

By Order of the Secretary of the Army:

BERNARD W. ROGERS
General, United States Army
Chief of Staff

Official:

J. C. PENNINGTON
Brigadier General, United States Army
The Adjutant General

DISTRIBUTION :

To be distributed in accordance with DA Form 12-25A (qty rqr block no. 262)
requirements for Set No. 3, Contact Maintenance.



SOMETHING WRONG WITH THIS MANUAL?

THEN...JOT DOWN THE
DOPE ABOUT IT ON THIS
FORM, TEAR IT OUT, FOLD
IT AND DROP IT IN THE
MAIL!

FROM: (YOUR UNIT'S COMPLETE ADDRESS)

DATE

PUBLICATION NUMBER

TM 9-4940-421-24P

DATE

18 June 1978

TITLE

Shop Equipment, Contact
Maintenance, Truck Mounted

BE EXACT...PIN-POINT WHERE IT IS

IN THIS SPACE TELL WHAT IS WRONG
AND WHAT SHOULD BE DONE ABOUT IT:

PAGE NO.	PARA- GRAPH	FIGURE NO.	TABLE NO.
81		48	
75		45	
25		9	
114		66	

Item 8. AMDF shows NSN 5340-01-038-9791 as part number 13608A. Is part number 13609A correct for the door assembly, if so, what is the correct NSN?

Item 6. Strap 11020948-5 is 40 in. long. It is the longest authorized and is too short.

Item 5. Quantity incorporated in unit is 4, should be 5.

Item 18. Should be a cylinder, not squared off like it is on the figure.

SAMPLE

TYPED NAME, GRADE OR TITLE, AND TELEPHONE NUMBER

SIGN HERE:



SOMETHING WRONG WITH THIS MANUAL?

THEN...JOT DOWN THE
DOPE ABOUT IT ON THIS
FORM, TEAR IT OUT, FOLD
IT AND DROP IT IN THE
MAIL!

FROM: (YOUR UNIT'S COMPLETE ADDRESS)

DATE

PUBLICATION NUMBER

TM 9-4940-421-24P

DATE

May 1978

TITLE

Shop Equipment, Contact
Maintenance, Truck Mounted

BE EXACT...PIN-POINT WHERE IT IS

IN THIS SPACE TELL WHAT IS WRONG
AND WHAT SHOULD BE DONE ABOUT IT:

PAGE
NO.

PARA-
GRAPH

FIGURE
NO.

TABLE
NO.

TEAR ALONG DOTTED LINE

TYPED NAME, GRADE OR TITLE, AND TELEPHONE NUMBER

SIGN HERE:

DA FORM 2028-2
1 AUG 74

P.S.--IF YOUR OUTFIT WANTS TO KNOW ABOUT YOUR MANUAL "FIND," MAKE
A CARBON COPY OF THIS AND GIVE IT TO YOUR HEADQUARTERS.

FILL IN YOUR
UNITS ADDRESS



DEPARTMENT OF THE ARMY

OFFICIAL BUSINESS



NO POSTAGE
NECESSARY
IF MAILED
IN THE
UNITED STATES


BUSINESS REPLY MAIL

FIRST CLASS

PERMIT NO. 82

ROCK ISLAND IL

POSTAGE WILL BE PAID BY ROCK ISLAND ARSENAL



Director
Armament and Chemical Acquisition
and Logistics Activity
ATTN: AMSTA-AC-NML
Rock Island, IL 61201-9948



TEAR ALONG PERFORATED LINE

The Metric System and Equivalents

Linear Measure

1 centimeter = 10 millimeters = .39 inch
 1 decimeter = 10 centimeters = 3.94 inches
 1 meter = 10 decimeters = 39.37 inches
 1 dekameter = 10 meters = 32.8 feet
 1 hectometer = 10 dekameters = 328.08 feet
 1 kilometer = 10 hectometers = 3,280.8 feet

Weights

1 centigram = 10 milligrams = .15 grain
 1 decigram = 10 centigrams = 1.54 grains
 1 gram = 10 decigrams = .035 ounce
 1 dekagram = 10 grams = .35 ounce
 1 hectogram = 10 dekagrams = 3.52 ounces
 1 kilogram = 10 hectograms = 2.2 pounds
 1 quintal = 100 kilograms = 220.46 pounds
 1 metric ton = 10 quintals = 1.1 short tons

Liquid Measure

1 centiliter = 10 milliliters = .34 fl. ounce
 1 deciliter = 10 centiliters = 3.38 fl. ounces
 1 liter = 10 deciliters = 33.81 fl. ounces
 1 dekaliter = 10 liters = 2.64 gallons
 1 hectoliter = 10 dekaliters = 26.42 gallons
 1 kiloliter = 10 hectoliters = 264.18 gallons

Square Measure

1 sq. centimeter = 100 sq. millimeters = .155 sq. inch
 1 sq. decimeter = 100 sq. centimeters = 15.5 sq. inches
 1 sq. meter (centare) = 100 sq. decimeters = 10.76 sq. feet
 1 sq. dekameter (are) = 100 sq. meters = 1,076.4 sq. feet
 1 sq. hectometer (hectare) = 100 sq. dekameters = 2.47 acres
 1 sq. kilometer = 100 sq. hectometers = .386 sq. mile

Cubic Measure

1 cu. centimeter = 1000 cu. millimeters = .06 cu. inch
 1 cu. decimeter = 1000 cu. centimeters = 61.02 cu. inches
 1 cu. meter = 1000 cu. decimeters = 35.31 cu. feet

Approximate Conversion Factors

To change	To	Multiply by	To change	To	Multiply by
inches	centimeters	2.540	ounce-inches	newton-meters	.007062
feet	meters	.305	centimeters	inches	.394
yards	meters	.914	meters	feet	3.280
miles	kilometers	1.609	meters	yards	1.094
square inches	square centimeters	6.451	kilometers	miles	.621
square feet	square meters	.093	square centimeters	square inches	.155
square yards	square meters	.836	square meters	square feet	10.764
square miles	square kilometers	2.590	square meters	square yards	1.196
acres	square hectometers	.405	square kilometers	square miles	.386
cubic feet	cubic meters	.028	square hectometers	acres	2.471
cubic yards	cubic meters	.765	cubic meters	cubic feet	35.315
fluid ounces	milliliters	29.573	cubic meters	cubic yards	1.308
pints	liters	.473	milliliters	fluid ounces	.034
quarts	liters	.946	liters	pints	2.113
gallons	liters	3.785	liters	quarts	1.057
ounces	grams	28.349	liters	gallons	.264
pounds	kilograms	.454	grams	ounces	.035
short tons	metric tons	.907	kilograms	pounds	2.205
pound-feet	newton-meters	1.356	metric tons	short tons	1.102
pound-inches	newton-meters	.11296			

Temperature (Exact)

°F	Fahrenheit temperature	5/9 (after subtracting 32)	Celsius temperature	°C
----	------------------------	----------------------------	---------------------	----

