

TECHNICAL MANUAL

DIRECT SUPPORT AND GENERAL SUPPORT

REPAIR PARTS AND SPECIAL TOOLS LIST

FOR

TRUCK, CARGO:

1 1/4 TON, 6X6, M561

(**NSN** 2320-00-873-5407)

TRUCK, AMBULANCE:

1 1/4 TON, 6X6, M792

(**NSN** 2310-00-832-9907)

DIRECT SUPPORT AND GENERAL SUPPORT MAINTENANCE
REPAIR PARTS AND SPECIAL TOOLS LIST
FOR

TRUCK, CARGO: 11/4-TON, 6X6, M561
(NSN 2320-00-873-5407)

TRUCK, AMBULANCE: 1 1/4-TON, 6X6, M792
(NSN 2310-00-832-9907)

Current as of 8 December 1975

REPORTING OF ERRORS
You can improve this manual by recommending improvements using DA Form 2028 (Recommended Changes to Publications and Blank Forms) and mail the form direct to Commander, US Army Tank-Automotive Command, ATTN: DRSTA-MTP, Warren, MI 48090. A reply will be furnished direct to you.

		Paragraph	Page	ilts Figure
SECTION	I. INTRODUCTION			
	Scope	1	1	
	General	2	1	
	Explanation of columns	3	1	
	Special information	4	3	
	How to locate repair parts	5	3	
	Abbreviations	6	3	
	Federal supply codes for manufacturers	7	3	
	Truck, Cargo: 11/4-Ton, 6x6, M561 - left front view		4	1
	Truck, Cargo: 11/4-Ton, 6x6, M561 - right rear view		4	2
	Truck, Ambulance: 11/4-Ton, 6x6, M792 . right front view		5	3
	Truck, Ambulance: 11/4 -Ton, 6x6, M792 • left rear view		5	4
	II. REPAIR PARTS LIST			
Group	0.1 Engine			
	0100 - Gasket Set: Diesel Engine Overhaul			
	0100 - Parts Kit: Cylinder Head			
	0100 . Engine Assembly		9	5
	0100 - Air Box Drains, Vent Lines, Lifting Bracket and Related Parts		11	6
	0100 -... Engine Mounts and Related Parts		13	7
	0101 - Cylinder Block		15	8
	0101 - Cylinder Head		17	9
	0101 - Engine Front Cover		19	10
	0102 • Crankshaft and Related Parts		21	11
	0103 - Flywheel and Flywheel Housing		23	12

*This manual supersedes TM 9-2320-242-35P, 16 September 1970, including all changes.

	Page	Figure
0104 - Pistons and Connecting Rods	25	13
0105 - Rocker Arm Cover	27	14
0105 - Camshaft	29	15
0105 - Idler and Crankshaft Timing Gear	31	16
0105 - Exhaust Valves, Cam Followers and Ricker Arm Assembly	33	17
0106 - Oil Cooler Assembly	35	18
0106 - Oil Pump Assembly	37	19
0106 - Oil Pan and Oil Gage	39	20
0106 - External Oil Lines	41	21
0106 - Oil Filter Assembly	43	22
0108 - Exhaust Manifold	45	23
02. Clutch		
0200 - Clutch Assembly and Related Parts	47	24
0202 - Clutch Linkage and Related Parts	49	25
03. Fuel System		
0301 - Fuel Injector Rack Controls	51	26
0301 - Fuel Injector Assembly	53	27
0302 - Fuel Pump Assembly	55	28
0304 - Air Cleaner and Related Parts	57	29
0304 - Air Cleaner Indicator and Related Parts	59	30
0305 - Blower	61	31
0306 - Fuel Tank Lines	65	32
0306 - Fuel Tank Assembly	67	33
0306 - Tractor Fuel Lines and Fittings	69	34
0306 - Carrier Fuel Lines and Fittings	71	35
0308 - Engine Speed Governor and Controls	75	36
0308 - Governor Cover and Related Parts	77	37
0308 - Limiting Speed Governor and Related Parts	81	38
0309 - Fuel Filter, Primary, and Related Parts	83	39
0309 - Fuel Filter, Secondary, and Related Parts	85	40
0309 - Fuel Filter Assembly and Related Parts	87	41
0311 - Cold Start System	91	42
0311 - <u>Auxiliary</u> Starter Relay Switch	93	43
0311 - Accelerator, Throttle and Choke Controls	95	44
04. Exhaust System		
0401 - Muffler, Exhaust Pipes and Related Parts	97	45
0401 - Heater Exhaust and Related Parts	99	46
05. Cooling System		
0501 - Radiator Hoses and Related Parts	101	47
0501 - Radiator and Shroud Assembly	103	48
0501 - Crossmember and Baffle Assembly	105	49
0504 - Water Pump, Thermostat, Hoses, and Related Parts	109	50
0505 - Fan Assembly and Related Parts	111	51
06. Electrical System		
0601 - Alternator and Related Parts	113	52
0603 - Starting Motor	117	53
0607 - Instrument Panel and Related Parts	119	54
0608 - Miscellaneous Items Convenience Receptacle Control Box and Related Parts	121	55
0608 - Emergency Stop Signal Switch Assembly and Related Parts	123	56
0608 - Headlight Selector Switch and Related Parts	125	57
0608 - Terminal Strips and Related Parts	127	58
0608 - Panel Assembly and Related Parts	129	59
0609 - Directional Signal	131	60
0609 - Headlight and Related Parts	133	61
0609 - Lamp Assembly, Stop, Turn, Service Taillight and Related Parts	135	62
0609 - Stop, Tail Blackout Light and Related Parts	137	63
0609 - Front Composite Light	139	64
0609 - Blackout Marker Light and Related Parts	141	65
0609 - Blackout Headlight and Related Parts	143	66
0609 - Side Marker Lights	145	67
0609 - Carrier Surgical Lamp and Related Parts	147	68
0609 - Carrier Surgical Lamp Assembly	149	69
0610 - Transmitter Assembly and Related Parts	151	70
0611 - Horn and Related Parts	153	71
0612 - Batteries, Storage, Battery Boxes and Related Parts	155	72

	Page	Figure
0612 - Battery Cables and Related Parts	157	73
0613 - Tractor Harness and Related Parts	159	74
0613 - Tractor Harness Assembly	163	75
0613 - Harness Assembly, Left Front Fender	165	76
0613 - Harness Assembly, Right Front Fender	167	77
0613 - Auxiliary Harness Assembly and Related Parts	169	78
0613 - Engine Harness Assembly and Related Parts	171	79
0613 - Distribution Panel Harness Assembly	173	80
0613 - Radio Harness Assembly and Related Parts	175	81
0613 - Harness Assembly, Main Carrier and Related Parts	177	82
0613 - Interbody Ground Harness	179	83
0613 - Harness Assembly, Main Carrier Left and Related Parts	181	84
0613 - Harness Assembly, Main Carrier Right and Related Parts	183	85
0613 - Harness Assembly, Carrier Taillight and Related Parts	185	86
0613 - Harness Assembly, Heater	187	87
0613 - Harness Assembly, Surgical Lamp	189	88
0613 - Harness Assembly, Convenience Receptacle	191	89
07. Transmission		
0700 - Transmission Assembly and Related Parts	193	90
0700 - Transmission Gaskets and Related Parts	195	91
0701 - Transmission Idler Shaft and Related Parts	197	92
0701 - Transmission Main Shaft Assembly	199	93
0701 - Transmission Countershaft Assembly	201	94
0701 - Transmission Clutch Gear Assembly	203	95
0704 - Shift Control Rods and Related Parts	205	96
0704 - Shift Control Assembly and Related Parts	207	97
0704 - Transmission Top Cover and Related Parts	209	98
08. Transfer		
0801 - Transfer and Related Parts	211	99
0801 - Transfer Shift Shafts and Related Parts	213	100
0801 - Transfer Input Shaft and Related Parts	217	101
0801 - Transfer Output Shaft and Related Parts	219	102
0803 - Transfer Gear Shift Lever, Shaft and Fork	223	103
0804 - Lubrication Pump and Fittings	225	104
09. Propeller Shafts		
0900 - Tractor Propeller Shafts	227	105
0900 - Center Bearing Assembly and Related Parts	229	106
0900 - Carrier Propeller Shaft and Yoke Assembly	231	107
0900 - Carrier Coupling Assembly	233	108
10. Front Axle		
1000 - Shaft and Joint Assembly	235	109
1000 - Front Drive Shaft Assembly	237	110
1002 - Drive Train Vent Line	239	111
1002 - Differential Assembly, Front	243	113
1002 - Equalizer Assembly	245	113
1004 - Front Suspension, Tractor	247	114
1004 - Front Suspension Arm Assemblies, Upper and Lower	249	115
11. Center and Rear Axles		
1100 - Center Differential Assembly	251	116
1100 - Center Differential Support and Related Parts	253	
1100 - Center Differential Drive Shaft and Related Parts	255	118
1100 - Center Suspension Arms and Related Parts	257	119
1100 - Rear Differential Assembly	259	120
1102 - Center Differential Assembly Vent Tube and Related Parts	261	12
1102 - Center Differential Output Shaft and Related Parts	265	2
1102 - Center Differential Input Shaft and Related Parts	267	123
1102 - Rear Differential Vent Tube and Related Parts	271	124
1102 - Rear Differential Assembly	273	125
1104 - Rear Suspension	275	126
1104 - Rear Suspension Arm Assemblies, Upper and Lower	277	126A
12. Brakes		
1201 - Handbrake and Related Parts	279	127
1202 - Brake and Adapter Assembly	281	128
1204 - Tractor Hydraulic Lines and Fittings	283	1129
1204 - Carrier Hydraulic Lines and Fittings	285	130
1204 - Wheel Cylinder	287	131

	Page	Figure
1204 - Master Cylinder and Related Parts	289	132
1206 - Brake Pedal and Related Parts	291	133
1208 - Tractor Air Lines and Fittings	293	134
1208 - Carrier Air Lines and Fittings	295	135
13. Wheels		
1311 - Tire Mounting and Related Parts	297	136
1311 - Sealed Brake Assembly	301	137
1313 - Wheeled Assembly	303	138
14. Steering		
1401 - Tractor Steering System.....	305	139
1401 - Steering Column and Related Parts	307	140
1401 - Tractor Steering Gearbox Output Shaft Assembly	309	141
1401 - Front Idler Housing Assembly	311	142
1401 - Front Tie Rod Assembly	313	143
1401 - Universal Assembly and Related Parts	315	144
1401 - Tractor Intermediate Shaft Assembly	317	145
1401 - Tractor Intermediate Rod Assembly	319	146
1401 - Tractor to Carrier Shaft Assembly	321	147
1401 - Carrier to Tractor Shaft Assembly	323	148
1401 - Carrier Steering	325	149
1401 - Rear Tie Rod Assembly	327	150
1401 - Carrier Intermediate Rod Assembly	329	151
1401 - Intermediate Support Carrier Shaft Assembly	331	152
1401 - Rear Idler Housing Assembly	333	153
1407 - Front Steering Gear Assembly	335	154
1407 - Front Steering Gear Box Assembly	337	155
1407 - Rear Steering Gear Box and Related Parts	341	156
15. Frame and Towing Attachments		
1501 - Brace Assembly	343	157
1501 - Truss Assembly	345	158
1503 - Pintle and Towing Attachments	347	159
1503 - Articulation Yoke Assembly	349	160
1503 - Bumper and Related Parts	351	161
16. Springs and Shock Absorbers		
1601 - Springs	353	162
1604 - Shock Absorbers and Related Parts	355	163
1604 - Center Suspension Shock Absorbers and Related Parts	357	164
18. Body, Cab and Hood		
1801 - Tractor Body	359	165
1801 - Tractor Body Covers and Plugs	361	166
1801 - Tractor Body and Frame Assembly	363	167
1801 - Tractor Body and Bumper Assembly	365	168
1801 - Panel Assembly	367	169
1801 - Cowl Assembly	369	170
1801 - Engine Cover Assembly	371	171
1802 - Fender and Related Parts	373	172
1802 - Fender Braces and Related Parts	375	173
1802 - Windshield Assembly	377	174
1805 - Console Assembly	379	175
1806 - Seat Assembly, Driver	381	176
1806 - Seat Assembly ^y , Co-Driver	383	177
1806 - Jump Seat and Related Parts	385	178
1808 - Straps and Brackets	387	179
1808 - Lower and Upper Strap Assemblies	389	180
1810 - Carrier Body	391	181
1810 - Tailgate and Related parts	395	182
1810 - Troop Seat and Related Parts	397	183
1810 - Tailgate Step	399	184
1810 - Side Seats and Related Parts	401	185
22. Body Chassis and Accessory Items		
2201 - Tractor Canopy Assembly	403	186
2201 - Tractor Frame Assembly	405	187
2201 - Carrier Canopy Assembly	407	188
2201 - Carrier Frame Assembly	409	189
2201 - Carrier Canopy Assembly	411	190
2201 - Carrier Frame Assembly	413	191

	Page	Figure
2202 - Mirror Assembly and Related Parts	415	192
2202 - Windshield Wiper Assembly	417	193
2202 - Safety Belts and Reflector Assembly	419	194
2202 - Heater Intake and Related Parts	421	195
2202 • Heater Duct and Related Parts	423	196
2202 - Heater Control Box and Related Parts	425	197
2202 - Heater Assembly and Related Parts	427	198
?202 - Heater Assembly	429	199
2202 - Ventilating Blower Assembly	431	200
2205 - Bilge Pump and Related Parts	433	201
2205 - Bilge Pump Assembly	435	202
2210 - Instruction Plate, Carrier	437	203
2210 - Data and Instruction Plates, Tractor	439	204
33. Special Purpose Kits		
3301 - Engine Container Assembly	441	205
3301 - Engine Mounting Frame Assembly	443	206
3303 Roof Assembly	445	207
3303 - Side Panel	447	208
3303 - Door Assembly	449	209
3303 - Rear Panel Assembly	451	210
3303 - Fuel Pump, Filter, Fuel Lines and Related Parts	453	211
3303 - Heater, Air Intake Duct and Related Parts	455	212
3303 - Heater Control Box, Exploded View	457	213
3303 - Heater Exhaust Pipe and Related Parts	459	214
3303 - Fuel Coupling Assembly	461	215
3303 - Carrier Canopy Assembly (Right Rear View)	463	216
3303 - Carrier Canopy Assembly (Left Front View)	465	217
3303 - Carrier Bow Support	467	218
3303 - Insulation Blankets, Thermal	469	219
3303 - Tailgate Step	471	220
3303 - Personnel Heater Duct	473	221
3303 - Radio Support Assembly	475	222
3303 - Fuel Filter and Pump	477	223
3303 - Fuel Filter and Pump Assembly	479	224
3303 - Personnel Heater	481	225
3303 - Control Box and Harness Assembly	483	226
3303 - Personnel Heater Harness Assembly	485	227
3303 - Door Installation	487	228
3303 - Door Assembly, Middle and Rear	489	229
3303 - Coolant Heater	491	230
3303 - Coolant Pump	493	231
3303 - Battery Box	495	232
3303 - Personnel and Coolant Heater Control Boxes and Harness Assemblies	497	233
3303 - Coolant Heater Harness Assembly	499	234
3307 - 4.2 Inch Mortar Assembly	501	235
3307 4.2 Inch Mortar Ammunition Rack Assembly	503	236
3307 - 4.2 Inch Mortar Frame Assembly	505	237
3307 - 81 MM Mortar Assembly	507	238
3307 - 81 MM Mortar Ammunition Box and Related Parts	509	239
3307 - 81 MM Mortar Frame and Related Parts	511	240
3307 - Slave Cable	513	241
3307 - Winch and Related Parts	515	242
3307 - Support Brackets and Related Parts	517	243
3307 - Winch Drive, Drum Shaft, and Related Parts	519	244
3307 - Winch Brake and Related Parts	521	245
3307 - Gear Shaft, Gasket and Related Parts	523	246
3307 - Shaft Assembly	525	247
3307 - Wire Rope Assembly	527	248
3307 - Power Take Off Assembly	529	249
3307 - 100 Ampere Alternator	531	250
3307 - Wiring Harness - 100 Ampere Alternator	533	251
3307 - 7.62 Machine Gun Mount and Rack	535	252
3307 - 7.62 Machine Gun Installation Kit	537	253
3307 - Surfing Kit (USMC only)	539	254
3307 - Headboard Assembly and Related Parts	541	255

		Page	Figure
	47. Gages (Non-Electrical)		
	4701 - Speedometer and Related Parts	543	256
	95. General Use Standardized Parts		
	9501 - Bulk Items		
SECTION	III. SPECIAL TOOLS		
Group	26. Special Tools and Equipment List		
	2604 - Special Tools547.....	257	
	2604 - Special Tools549.....	258	
	2604 - Special Tools551.....	259	
	2604 - Special Tools553.....	260	
	2604 - Special Tools555.....	261	
	2604 - Special Tools557.....	262	
	2604 - Special Tools559.....	263	
	2604 - Special Tools561.....	264	
	2604 - Special Tools563.....	265	
	2604 - Special Tools565.....	266	
SECTION	IV. INDEX - NATIONAL STOCK NUMBER AND REFERENCE NUMBER CROSS-REFERENCE TO FIGURE AND ITEM NUMBER	567	

SECTION I

INTRODUCTION

1. Scope

This manual lists repair parts; special tools; test, measurement, and diagnostic equipment (TMDE); and other support equipment required for organizational, direct support, and general support maintenance of the cargo truck M561 and ambulance M 79:

2. General

This Repair Parts and Special Tools List is divided into the following sections:

a. *Section II. Repair Parts List.* A list of repair parts authorized for use in the performance of maintenance. The list also includes parts which must be removed for replacement of the authorized parts. Parts lists are composed of functional groups in ascending numerical sequence, with the parts in each group listed in figure and item number sequence. Bulk materials are listed in NSN sequence, as the last group in section II.

b. *Section III, Special Tools List.* A list of special tools authorized for the performance of maintenance at the organizational, direct, and general support level.

c. *Section IV. National Stock Number and Part Number Index.* A list, in ascending numerical sequence, of all national stock numbers appearing in the listings, followed by a list, in alphameric sequence, of all part numbers appearing in the listings. National stock numbers and part numbers are cross-referenced to each illustration figure and item number appearance. This index is followed by a cross-reference list of reference designations to figure and item number when applicable.

3. Explanation of Columns

The following provides an explanation of columns found in the tabular listings:

a. *Illustration.* This column is divided as follows:
(1) *Figure number.* Indicates the figure number of the illustration in which the item is shown.

(2) *Item number.* The number used to identify each item called out in the illustration.

b. *Source, Maintenance, and Recoverability (SMR).*

(1) *Source code.* Source codes are assigned to support items to indicate the manner of acquiring support items for maintenance, repair, or overhaul of end items. Source codes are entered in the first and

second positions of the Uniform SMR Code format as follows:

Code	Definition
PA	Item procured and stocked for anticipated or known usage.
PB	Item procured and stocked for insurance purpose because essentiality dictates that a minimum quantity be available in the supply systems.
PC	Item procured and stocked which otherwise would be coded PA except that it is deteriorative in nature.
PD	Support item, excluding support equipment, procured for initial issue or outfitting and stocked only for subsequent or additional initial issues or outfittings. Not subject to automatic replenishment.
PE	Support equipment procured and stocked for initial issue or outfitting to specified maintenance repair activities.
PF	Support equipment which will not be stocked but which will be centrally procured on demand.
PG	Item procured and stocked to provide for sustained support for the life of the equipment. It is applied to an item peculiar to the equipment which, because of probable discontinuance or shutdown of production facilities, would prove uneconomical to reproduce at a later time.
KD	An item of a depot overhaul/repair kit and not purchased separately. Depot kit is defined as a kit that provides items required at the time of overhaul or repair.
KF	An item of a maintenance kit and not purchased separately. Maintenance kit is defined as a kit that provides an item that can be replaced at organizational or intermediate levels of maintenance.
KB	Item included in both a depot overhaul/repair kit and a maintenance kit.
MO	Item to be manufactured or fabricated at organizational level.
MF	Item to be manufactured or fabricated at the direct support maintenance level.
MH	Item to be manufactured or fabricated at the general support maintenance level.
MD	Item to be manufactured or fabricated at the depot maintenance level.
AO	Item to be assembled at organizational level.
AF	Item to be assembled at direct support maintenance level.
AH	Item to be assembled at general support maintenance level.
AD	Item to be assembled at depot maintenance level.
XA	Item is not procured or stocked because the requirements for the item will result in the replacement of the next higher assembly.
XB	Item is not procured or stocked. If it is not available through salvage, requisition.
XD	A support item that is not stocked. When required, it will be procured through normal supply channels.

NOTE

Cannibalization or salvage may be used as a source of supply for any items source coded above except those coded XA or XD.

(2) *Maintenance code.* Maintenance codes are assigned to indicate the levels of maintenance authorized to USE and REPAIR support items. The maintenance codes are entered in the third and fourth positions of the Uniform SMR Code format as follows:

(a) The maintenance code entered in the third position will indicate the lowest maintenance level authorized to remove, replace, and use the support item. The maintenance code entered in the third position will indicate one of the following levels of maintenance:

Code	Application/ Explanation
C	Crew or operator maintenance performed within organizational maintenance.
O	Support item is removed, replaced, used at the organizational level.
F	Support item is removed, replaced, used at the direct support level.
H	Support item is removed, replaced, used at the general support level.
D	Support items that are removed, replaced, used at depot, mobile depot, specialized repair activity only.

(b) The maintenance code entered in the fourth position indicates whether the item is to be repaired and identifies the lowest maintenance level with the capability to perform complete repair (i.e., all authorized maintenance functions). This position will contain one of the following maintenance codes.

Code	Application/ Explanation
O	The lowest maintenance level capable of complete repair of the support item is the organizational level.
F	The lowest maintenance level capable of complete repair of the support item is the direct support level.
H	The lowest maintenance level capable of complete repair of the support item is the general support level.
D	The lowest maintenance level capable of complete repair of the support item is the depot level.
L	Repair restricted to designated specialized repair activity.
Z	Nonreparable. No repair is authorized.
B	No repair is authorized. The item may be reconditioned by adjusting, lubricating, etc., at the user level. No parts or special tools are procured for the maintenance of this item.

(3) *Recoverability code.* Recoverability codes are assigned to support items to indicate the disposition action on unserviceable items. The recoverability code is entered in the fifth position of the Uniform SMR Code format as follows:

Recoverability Code	Definition
11	Reparable item. When uneconomically repairable, condemn and dispose at the general support level.
D	Reparable item. When beyond lower level repair capability, return to depot. Condemnation and disposal not authorized below depot level.
I	Reparable item. Repair, condemnation, and disposal not authorized below depot/specialized repair activity level.
A	Item requires special handling or condemnation procedures because of specific reasons (i.e., precious metal content, high dollar value, critical material or hazardous material). Refer to appropriate manuals/directives for specific instructions.

c. *National Stock Number.* Indicates the national stock number assigned to the item and will be used for requisitioning purposes.

d. *Part Number.* Indicates the primary number used by the manufacturer (individual, company, firm, corporation, or Government activity) which controls the design and characteristics of the item by means of its engineering drawings, specifications standards, and inspection requirements, to identify an item or range of items.

NOTE

When a stock numbered item is requisitioned, the repair part received may have a different part number than the part being replaced.

e. *Federal Supply Code of Manufacturer (FSCM).* The FSCM is a 5-digit numeric code listed in SB 708-42 which is used to identify the manufacturer, distributor, or Government agency, etc.

f. *Description.* Indicates the Federal item name and, if required, a minimum description to identify the item. Items that are included in kits and sets are listed below the name of the kit or set with the quantity of each item in the kit or set indicated in the quantity in incorporated in unit column. When the part to be used differs between serial numbers of the same model, the effective serial numbers are shown as the last line of the description. In the Special Tools List, the initial basis of issue (BOI) appears as the last line in the entry for each special tool, TM DE, and support equipment. When density of equipments supported exceeds density spread indicated on the basis of issue, the total authorization is increased accordingly.

g. *Unit of Measure (U/M).* Indicates the standard of the basic quantity of the listed item as used in performing the actual maintenance function. This measure is expressed by a two-character alphabetical abbreviation (e.g., ea, in, pr, etc.). When the unit of measure differs from the unit of issue, and lowest unit of issue that will satisfy the required units of measure will be requisitioned.

h. *Quantity Incorporated in Unit.* Indicates the

Recoverability Code	Definition
Z	Nonreparable item. When unserviceable, condemn and dispose at the level indicated in position 3.
O	Reparable item. When uneconomically repairable, condemn and dispose at organizational level.
F	Reparable item. When uneconomically repairable, condemn and dispose at the direct support level.

quantity of the item used in the breakout shown on the illustration figure, which is repaired for a functional group, subfunctional group, or an assembly. A "V" appearing in this column in lieu of a quantity indicates that no specific quantity is applicable, (e.g., shins, spacers, etc.).

Special Information

a. Usable on codes are shown in the description column. **Uncoded** items are applicable to all models. Identifications of the usable on codes used in this publication are:

Code	Used On
EA	M561
IC	M792

b. Bull. materials required to manufacture items are listed in the Bulk Material Group of this manual.

c. Repair parts kits and gasket sets appear as the last entries in the repair parts listing for the figure in which its parts are listed as repair parts or are listed at the end of the repair parts listing, for the last figure containing parts of the kit.

d. The following publications pertain to the M561 and M792 Series of vehicles and their components.

TM 9-2320-242-10 Operator's Manual

LO 9-2320-242-12 Lubrication Order

TM 9-2320-242-20 Organizational Maintenance Manual

TM 9-2320-242-20P Organizational Maintenance Repair Parts and Special Tool List

TM 9-2320-242-34 Direct Support and General Support Maintenance Manual

TM 9-2920-225-34 DS and GS Maintenance Manual Engine Diesel GM Model 3-53

TM 9-2815-214-34 Direct and GS Maintenance Manual Generator

TM 9-2920-225-34P DS and GS Maintenance RPSTL Generator

e. **Special** Tool Sets are stocked for initial issue. Tool set components are requisitioned as individual items. **Stockage** of tools that are duplicated in tool sets for other vehicles assigned or supported are not required beyond actual need.

5. How to Locate Repair Parts.

a. *When the National stock number or part number is unknown*

(1) *First*. Using the table of contents determine the functional subgroup within which the repair part belongs. This is necessary since illustrations are prepared for (i.e., cylinder head, camshaft, fuel injector, blower) functional subgroups and listings are divided into the same groups.

(2) *second*. Find the illustration covering the functional subgroup to which the repair part belongs.

(3) *Third*. Identify the repair part on the illustration and note the illustration figure and item number of the repair part.

(4) *Fourth*. Using the Repair Parts Listings, find the figure and item number noted on the illustration.

b. *When the National stock number or part number is known:*

(1) *First*. Using the index of National Stock Numbers and Part Numbers, find the pertinent National stock number or part number. This index is in ascending FINN sequence followed by a list of part numbers in ascending alphameric sequence, cross-referenced to the illustration figure number and item number.

(2) *Second*. After finding the figure and item number, locate the figure and item number in the repair parts list.

6. Abbreviations

Abbreviation	Explanation
EA	each
FT	feet
YD	yards
MM	millimeter
NHA	Next higher assembly
IN	inches
GAL	gallons
QT	quart
acc	accumulator
adptr	adapter
assy	assembly
bal	balance
brg	bearing
cap	capacity
cmshft	camshaft
conn	connector
cplg	coupling
cprsn	compression
cprsr	compressor
cshaft	crankshaft
crsvr	crossover
cyl	cylinder
diff	differential
eng	engine
exh	exhaust
flywhl	flywheel
fr	front
gov	governor
hsg	housing
mtg	mounting
pl	plate
reqd	required
rgltr	regulator
rtng	retaining
rtmr	retainer
sol	solenoid
sprt	support
stab	stabilizer
tach	tachometer
thermo	thermostat

7. Federal Supply Codes for Manufacturer

Refer to SB 708-41 and SB 708-42 for Federal supply codes for manufacturer.




Figure 1 Truck, Cargo, 1 1/4 ton, 6 X 6, *M561*—*left* front view.




Figure 2. Truck, Cargo, 1 1/4 ton, 6 X 6, *M561*—*right* rear view.




Figure 3. Truck, Ambulance, 1 1/4 ton, 6 X 6, M792—right front view.

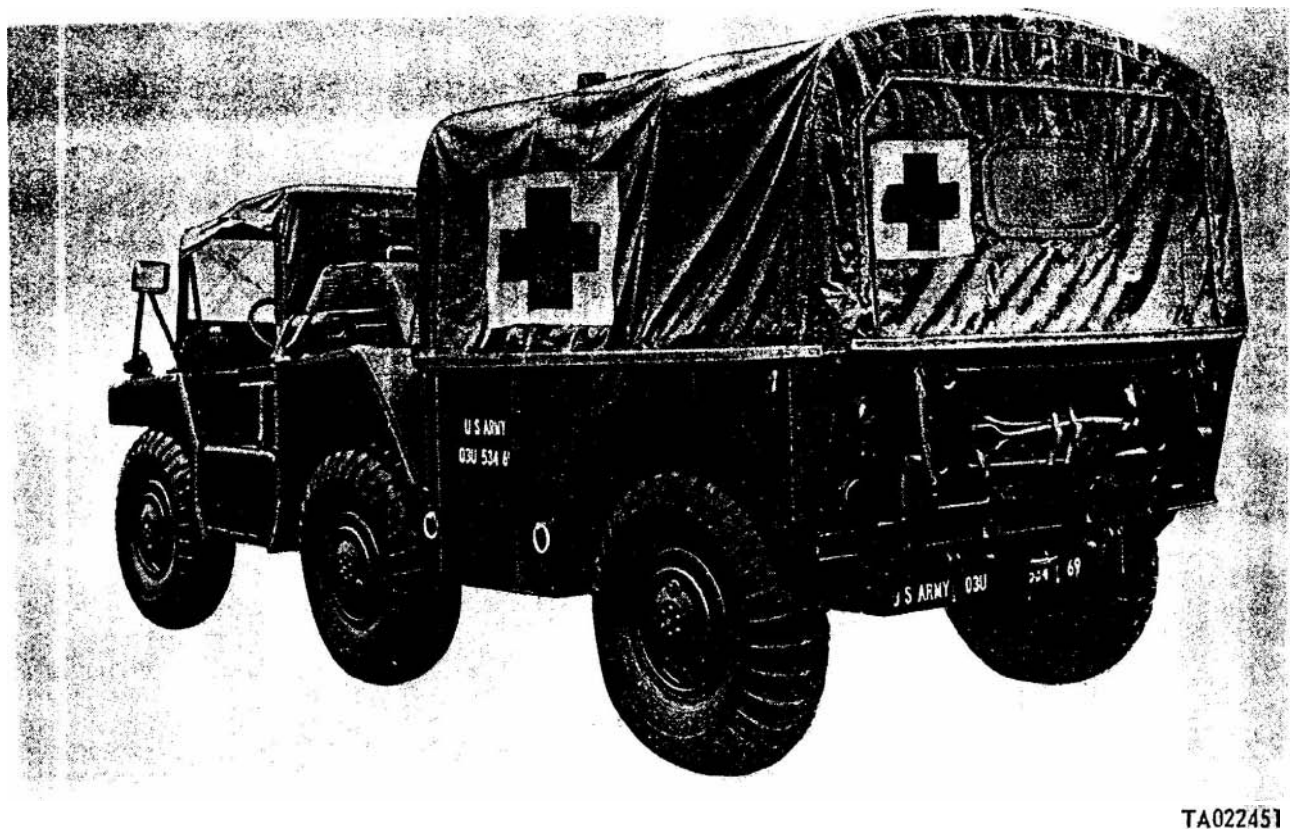



Figure 4. Truck Ambulance. 1 1/4 ton, 6 X 6, M792—left rear view

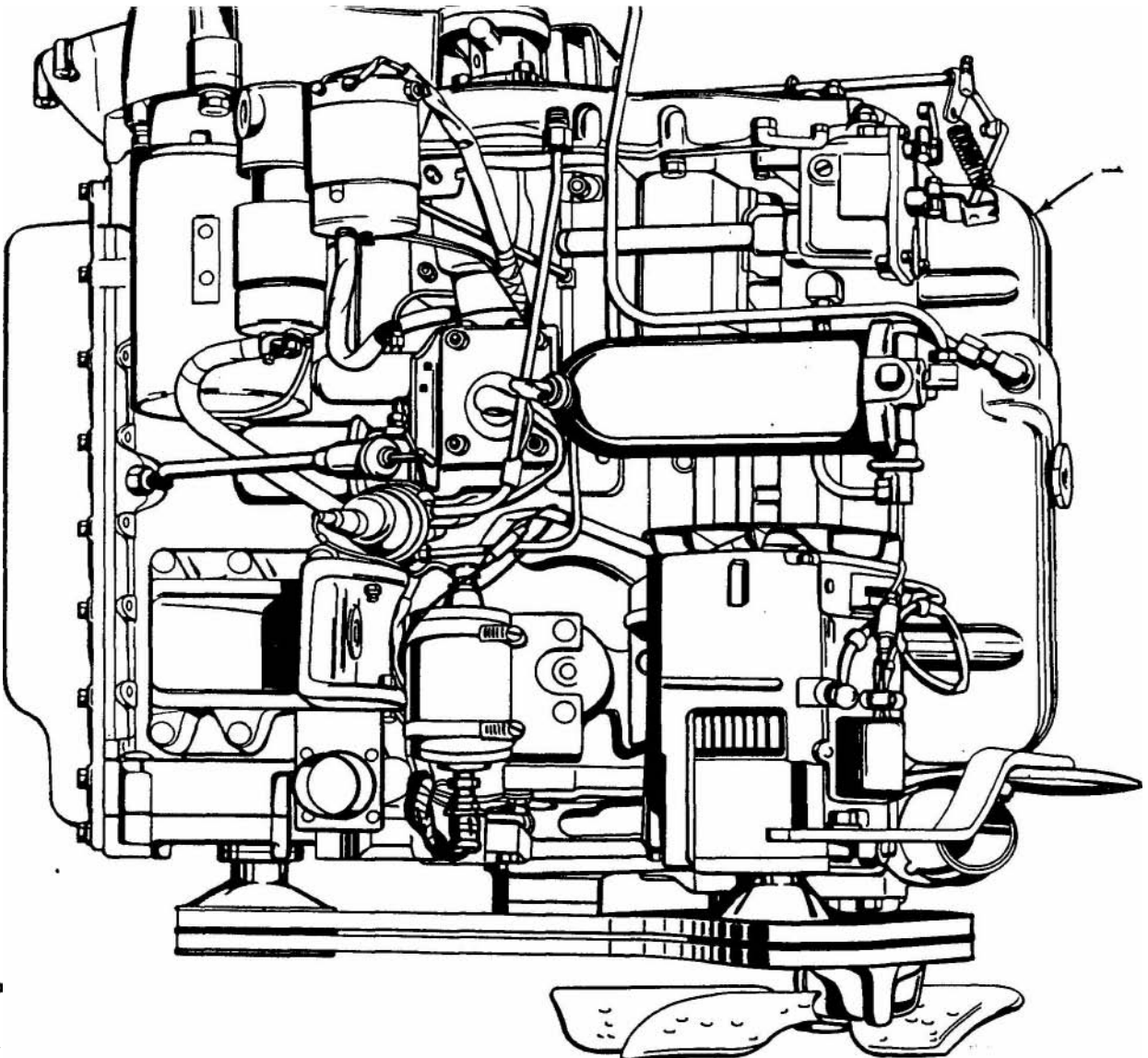
SECTION II

REPAIR PARTS LIST FOR DIRECT SUPPORT AND GENERAL SUPPORT

(1) Illustration		(2)	(3)	(4)	(5)	(6)	(7)	(8)
(a) Fig. No.		SMR code	National stock No.	Part No.	FSCM	Description Usable On Code	U · M	Qty. inc. in unit
GROUP: 01 ENGINE								
0100 ENGINE ASSEMBLY								
—	—	PAHZZ	5330-00-080-6532	5197340	72682	GASKET SET: OVERHAUL , DIESEL ENGINE, COMPOSED OF	EA	1
8	2	PAHZZ	5330.00-866-6181	5116354	72582	GASKET: END PLATE	EA	1
8	3	PAFZZ	5310.00-774-9545	6116122	72582	WASHER, FLAT: OIL HOLE, PART OF KIT 5199702	EA	2
8	5	PAHZZ	5330-00-179-6227	5121256	72582	PACKING, PREFORMED: CYLINDER LINER	EA	6
8	6	PAFZZ	5330-00-780-6243	5121254	72582	GASKET: COMPRESSION, PART OF KIT 5199702	EA	3
8	7	PAFZZ	5310-00-880-1264	5116290	72582	WASHER, FLAT: WATER HOLE, PART OF KIT 5199702	EA	4
8	8	PAFZZ	2816.00-921-6344	5116292	72682	RING SEAL: OIL, PART OF KIT 6199702	EA	1
8	15	PAFZZ	5330-00-613-9397	5116367	72682	GASKET: COVER, WATER HOLE	EA	1
8	20	PAFZZ	5330-00-080.6571	5116380	72582	GASKET: COVER, HAND HOLE	EA	1
9	7	PAFZZ	5330.00-055-1584	5116242	72682	GASKET: COVER, WATER HOLE, PART OF KIT 5199702	EA	1
10	2	PAHZZ	5330-00-866.6187	5121082	72582	GASKET: COVER, UPPER FRONT	EA	1
11	4	PAFZZ	5330-00-154-8358	5115454	72582	SEAL, PLAIN ENCASED: FRONT	EA	1
11	9	PAFZZ	5330-00-818-7478	5116229	72582	SEAL, PLAIN ENCASED: OIL, REAR	EA	1
12	1	PAFZZ	6330-00-066-0200	5121334	72582	GASKET: HOUSING, FLYWHEEL	EA	1
12	3	PAFZZ	6330-00-527-7623	5155816	72682	GASKET: COVER, TACHOMETER DRIVE HOLE	EA	1
14	4	PAOZZ	6330-00-792-9026	5119457	72582	GASKET: COVER, ROCKER , PART OF KIT 5199702	EA	1
15	20	PAHZZ	6330.00-792-9849	6116476	72682	SEAL, PLAIN ENCASED : FRONT, CAMSHAFT	EA	2
18	1	PAFZZ	6330-00-733.0733	7346707	19207	GASKET: OIL COOLER	EA	1
18	6	PAFZZ	5310.00-202-4167	5247786	19207	WASHER, NON-METALLIC: ADAPTER, OIL COOLER	EA	3
18	11	PAFZZ	5330-00-624-6296	6246296	19207	GASKET: CORE COVER, OIL COOLER	EA	1
19	26	PAFZZ	5330-00-785-3768	5176680	72582	GASKET: INLET, OIL PUMP	EA	2
19	10	PAFZZ	5330-00-866-6183	5116386	72682	GASKET: OIL PUMP	EA	1
19	14	PAFZZ	5330-00-528-2897	5282897	19207	GASKET: REGULATOR VALVE , OIL PRESSURE	EA	2
20	3	PAFZZ	6330.00-102-4668	5143271	72682	GASKET: OIL PAN	EA	1
22	1	PAFZZ	5330-00-735-4298	5121206	72682	GASKET: ADAPTER, OIL FILTER	EA	1
23	2	PAOZZ	6330-00-780-5221	5116206	72582	GASKET: MANIFOLD, EXHAUST PART OF KIT 5199702	EA	1
23	5	PAOZZ	5330-00-298-5555	MS35769-8	96906	GASKET: COPPER AND ASBESTOS, 7/16 IN. ID, 11/16 IN. OD 3/32 IN. THK	EA	2
29	5	PAOZZ	5330-00-599-5577	5161003	72582	GASKET: VALVE PLUG, FUEL PUMP	EA	1
31	2	PAFZZ	5330-00-996-3720	5196053	72582	GASKET: SCREEN, BLOWER	EA	1
31	12	PAFZZ	5330-00-792-8977	5119433	72682	GASKET: END PLATE, BLOWER	EA	2
31	19	PAFZZ	5330-00-792-8976	5116295	72682	GASKET: BLOWER HOUSING	EA	1

TM 9-2320-242-34P

(1) Illustration		(2)	(3)	(4)	(5)	(6)	(7)	(8)
(a) Fig. No.	(b) Item No.	SMR code	National stock No.	Part No.	FSCM	Description Usable On Code	U M	Qt inc if unit
						ENGINE ASSEMBLY—Continued		
	17	PAFZZ	5330-00-866-6180	5116336	72582	GASKET: GOVERNOR, PART OF KIT 5199702	EA	1
	39	PAFZZ	5330-00-212-6290	5150193	24617	GASKET: END COVER, GOVERNOR	EA	1
	22	PAFZZ	5330-00-866-6190	5122742	72582	GASKET: CONTROL COVER, PART OF KIT 5199702	EA	1
	12	PAHZZ	5330-00-250-5817	5152944	72582	GASKET: HIGH SPEED COVER	EA	1
	g	PAFZZ	5330-00-792.8988	5119282	72582	GASKET: COVER, WATER PUMP	EA	1
	25	PAFZZ	5330-00-235-4885	5133107	72582	GASKET: WATER PUMP	EA	1
	37	PAOZZ	5330-00-972-5333	5116092	72582	GASKET: WATER OUTLET ELBOW, PART OF KIT 5199702	EA	1
2	56	PAFZZ	5330-00.080-6571	5116380	72582	GASKET: AIR HEATER	EA	1
	5	PAHZZ	5330-00.179-6227	5121256	72582	RING SEAL CYLINDER LINER:	EA	6
—	—	PAFZZ	5330-00-144-5458	5199702	72582	PARTS KIT, CYLINDER HEAD:	EA	1
	3	PAFZZ	5310-00-774.9545	5116122	72582	WASHER, FLAT: OIL HOLE, PART OF SET 5197340	EA	2
8	6	PAFZZ	5330-00-780.5243	5121254	72582	GASKET: CYLINDER HEAD, COMPRESSION, PART OF SET 5197340	EA	3
8	7	PAFZZ	5310-00-880.1264	5116290	72582	WASHER, FLAT: WATER HOLE, PART OF SET 5197340	EA	4
	8	PAFZZ	2815-00-921-5344	5116292	72582	RING SEAL: OIL, PART OF SET 5197340	EA	1
8	27	PAFZZ	2815-00-030-0640	5135547	72582	SLEEVE CYLINDER BLOCK WATER HOLE	EA	4
9	8	PAFZZ	5330-00-055-1584	5116242	72582	GASKET: COVER, WATER HOLE, PART OF SET 5197340	EA	1
14	4	PAOZZ	5330-00.792.9026	5119457	72582	GASKET: ROCKER COVER, PART OF SET 5197340	EA	1
20	2	PAOZZ	6330-00.780-5221	5116205	72582	GASKET: EXHAUST MANIFOLD, PART OF SET 5197340	EA	1
36	17	PAFZZ	5330-00.866-6180	5116336	72582	GASKET: GOVERNOR TO ENGINE, PART OF SET 5197340	EA	1
37	22	PAFZZ	5330-00-866-6190	5122742	72582	GASKET: GOVERNOR COVER, PART OF SET 5197340	EA	1
50	37	PAOZZ	6330-00-972-5333	5116092	72682	GASKET: WATER OUTLET ELBOW, PART OF SET 5197340	EA	1
5		PAFDL	2815.00-880-3933	5703736	19207	ENGINE AND CONTAINER ASSEMBLY	EA	1
—		PAFFF	8145-00.880.6990	11595273	19207	CONTAINER: (SEE FIG. 205)	EA	1
5	1	PAFDL	2815-00.050-8681	11601645	19207	ENGINE, DIESEL	EA	1



0

(1) Illustration		(2)	(3)	(4)	(5)	(6)	(7)	(8)
(a) Fig. No.	(b) Item No.	SMR code	National stock No,	Part No.	FSCM	Description Usable On Code	U M	Qty. inc. in unit
6	2	PAFZZ	5305-00-269-3211	MS90725-60	96906	ENGINE ASSEMBLY—Continued SCREW, CAP, HEXAGON HEAD: S, CD,PLTD, 3/8-16	EA	2
6	3	PAFZZ	5310-00-637-9541	MS35338-46	96906	UNC-2A, 1 IN. LG	EA	2
6	4	XBFZZ		5136176	72582	WASHER, LOCK: S, CD PLTD, 3/8 IN.	EA	1
6	6	ZBFZZ		5116474	72582	BRACKET: ENGINE LIFTING, FRONT	EA	1
6	7	PAFZZ	5306-00-998-6471	5170492	72582	BRACKET, LIFTING: BOLT, BRACKET LIFTING:	EA	3

'0

O

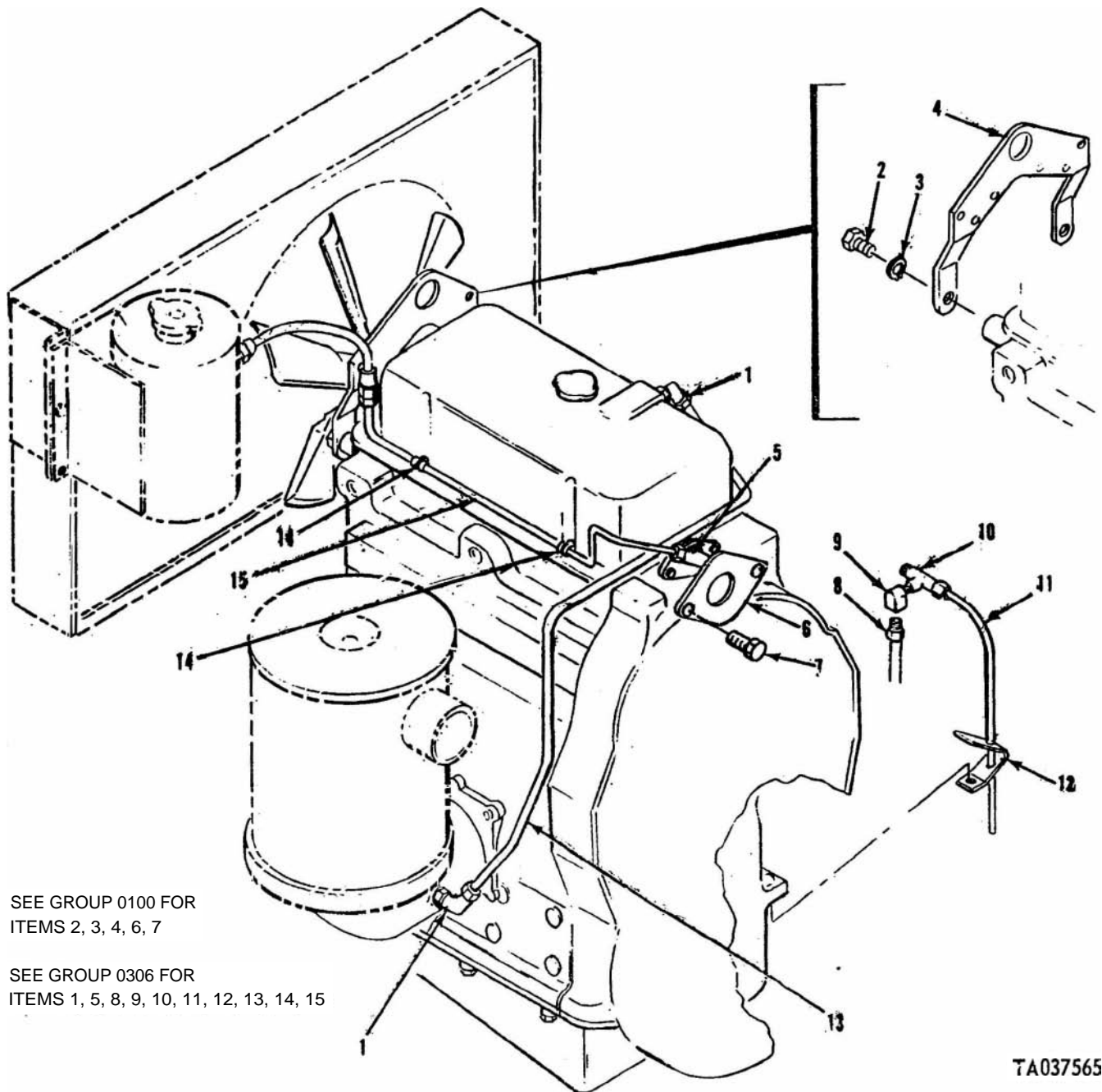
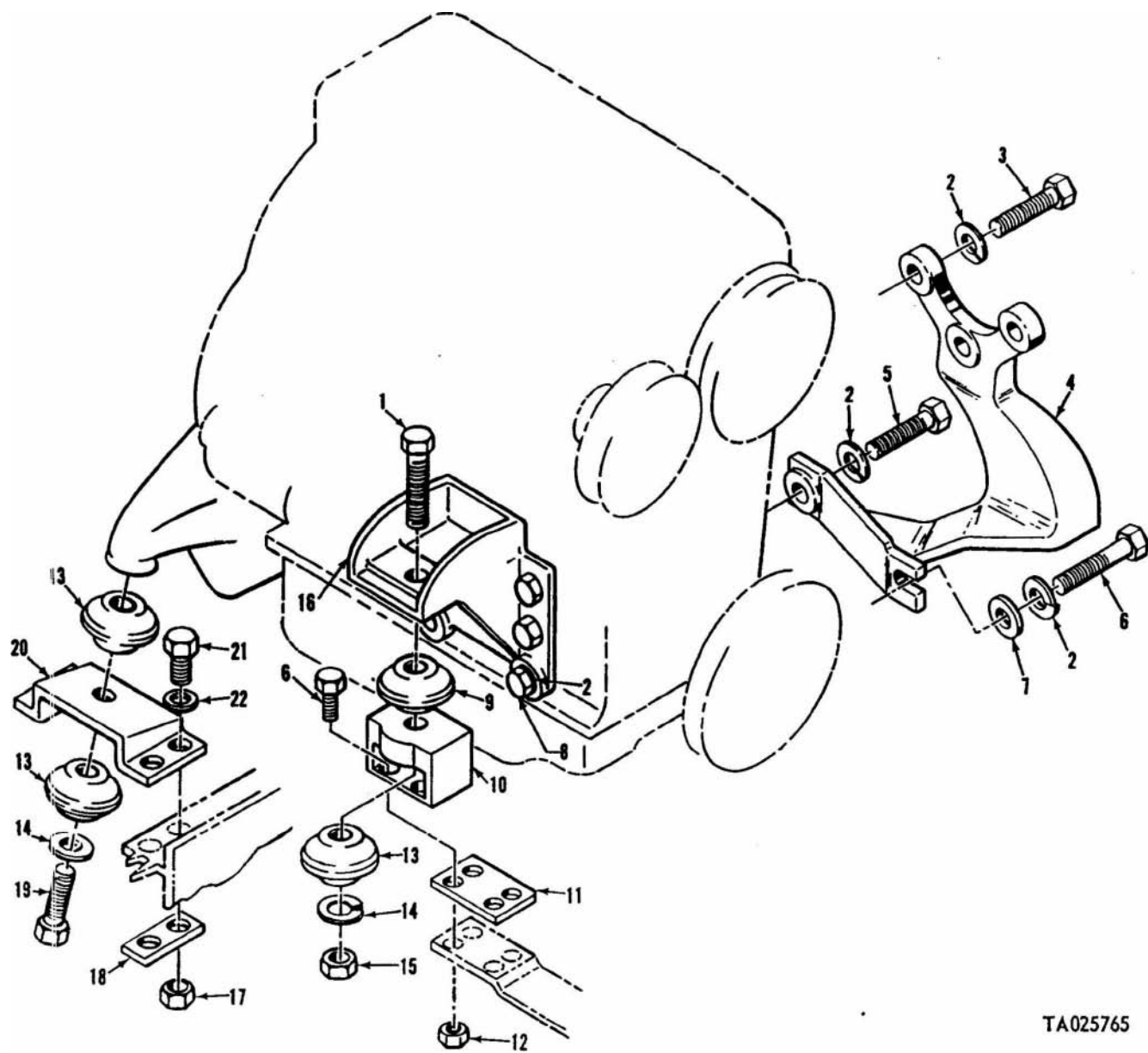


Figure 6. Air box drains. *ent* lines. lifting bracket and related parts.

(1) Illustration		(2)	(3)	(4)	(5)	(6)	(7)	(8)
(a) Fig. No.	(b) Item No.	SMR code	National stock No.	Part No.	FSCM	Description Usable On Code	U M	Qty in unit
7	1	PAFZZ	5305-00-726-2568	MS90727-177	96906	0100 ENGINE MOUNTS AND RELATED PARTS SCREW, CAP, HEXAGON HEAD: S, CD PLTD, 5/8-18 UNF- 2A, 5 1/2 IN. LG	EA	2
7	2	PAFZZ	5310-00-637-9541	MS35340-46	96906	WASHER, LOCK: CD PLTD, 3/8 IN.	EA	11
7		PAFZZ	5305-00-269-3216	MS90725-66	96906	SCREW, CAP, HEXAGON HEAD: S, CD PLTD, 3/8-16 UNC- 2A, 2 IN. LG	EA	6
7	4	PAFZZ	2816-00-808-7988	11595087	19207	SUPPORT: ENGINE, RIGHT	EA	1
7	5	PAFZZ	5305-00-269-3219	MS90725-69	96906	SCREW, CAP, HEXAGON HEAD: S, CD PLTD, 3/8-16 UNC-2A, 2-1/4 IN. LG	EA	1
7	6	PAFZZ	5305-00-269-3239	MS90727-63	96906	SCREW, CAP, HEXAGON HEAD: S, CD PLTD, 3/8-24 UNF, 1.3/8 IN. LG	EA	9
7	7	PAFZZ	5310-00-080-6004	MS27183-14	96906	WASHER, FLAT: RD, S, CD PLTD, 0.406 IN. II), 0.812 IN. OD, 0.080 THK	EA	1
7	8	PAFZZ	5305-00-269-3215	MS90725-65	96906	SCREW, CAP, HEXAGON HEAD: S, CD PLTD, 3/8-16 UNC- 2A, 13/4 IN. LG	EA	6
7	9	PAFZZ	5340-00-880-6482	10924775	19207	MOUNT, RESILIENT: FRONT	EA	2
7	10	XBFZZ		22529-4851	93568	MOUNT, LEFT	EA	1
7	10	XBFZZ		22529-4868	93568	MOUNT, RIGHT	EA	1
7	11	XBFZZ		11595259	19207	SHIM: LEFT AND RIGHT MOUNT	EA	2
7	12	PAFZZ	5310-00-059-9264	MS21045C6	96906	NUT, SELF-LOCKING, HEXAGON: S, CRES, 3/8-24 UNF-3H	EA	8
7	13	PAFZZ	2530-00-880-6486	10924776	19207	MOUNT, RESILIENT: FRONT AND REAR, ISOLATER	EA	6
7	14	PAFZZ	5310-00-820-6653	MS35338-50	96906	WASHER, LOCK: S, CD PLTD, 5/8 IN.	EA	4
7	15	PAFZZ	5310-00-763-8904	MS51968-21	96906	NUT, PLAIN, HEXAGON: S, CD PLTD, 5/8 x 18 UNF-2H	EA	2
7	16	PAFZZ	2815-00-808-7974	11594983	19207	SUPPORT: LEFT HAND, REAR	EA	1
7	17	PAFZZ	5310-00-926-5916	MS51968-12	96906	NUT, PLAIN, HEXAGON: S, CD PLTD, 7/16-20 UNF	EA	8
7	18	XBFZZ		11595738	19207	PLATE: MOUNTING, LOWER, REAR	EA	4
7	19	PAFZZ	5305-00-724-7266	MS90728-176	96906	SCREW, CAP, HEXAGON HEAD: S, CD PLTD, 5/8-11 UNC- 2A, 5 IN. LG	EA	2
7	20	XBFZZ		11594779	19207	ADAPTER: MOUNTING, REAR	EA	2
7	21	PAFZZ	5305-00-709-8542	MS90727-91	96906	SCREW, CAP, HEXAGON HEAD: S, CD PLTD, 7/16-20 UNF, 2 IN. LG	EA	8
7	22	PAFZZ	5310-00-209-0965	MS35338-47	96906	WASHER, LOCK: S, CD PLTD, 7/16 IN.	EA	8

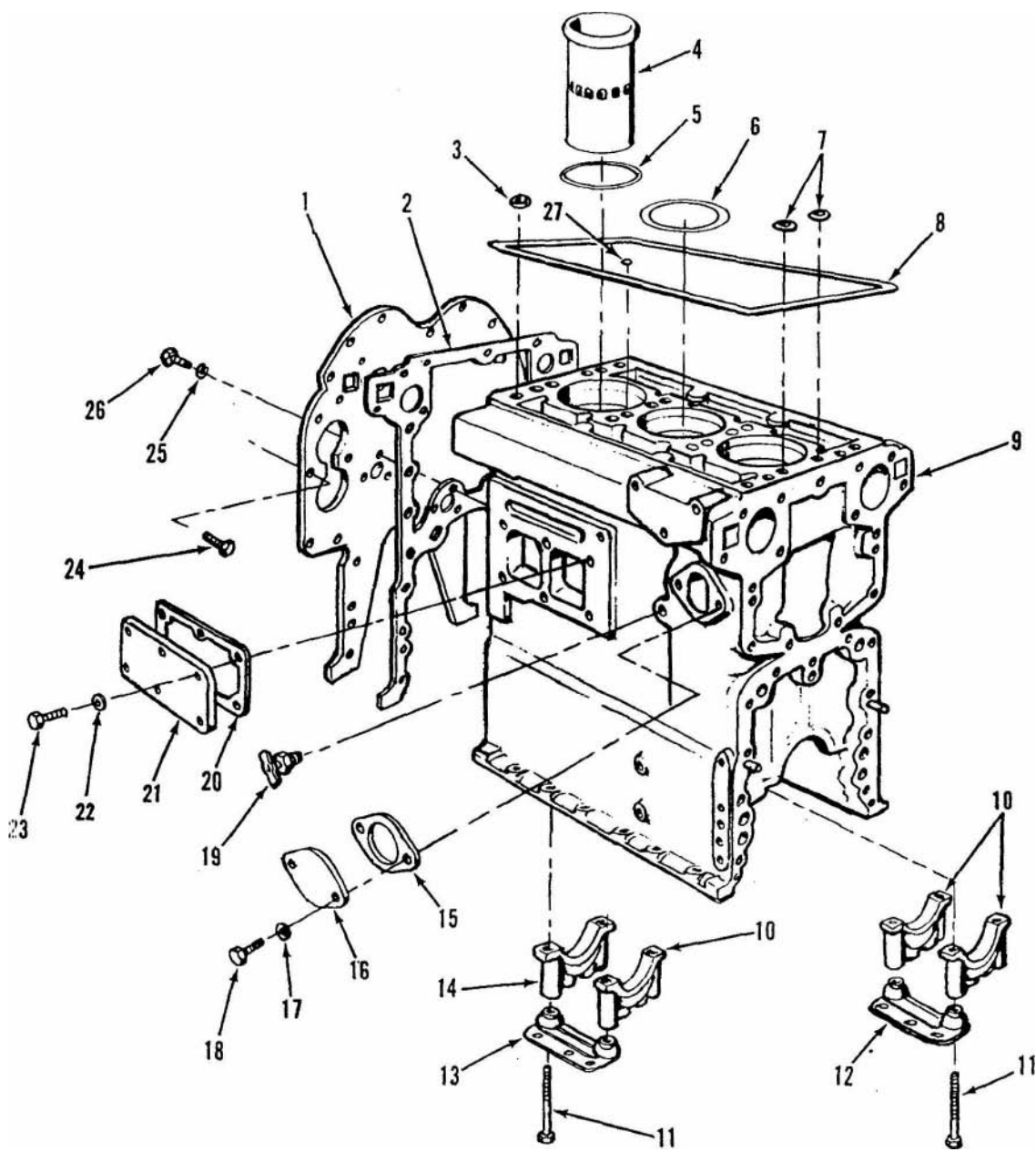


TA025765

Figure 7. Engine mounts and related parts.

(1) Illustration		(2)	(3)	(4)	(5)	(6)	(7)	(8)
a: Fig. No.	b: Item No.	SMR code	National stock No.	Part No.	FSCM	Description Usable On Code	U . M	Qty inc in unit
						0101 CYLINDER BLOCK		
8	1	XBHZZ		5137469	72582	PLATE ASSEMBLY:	EA	1
8	2	PAHZZ	5330.00-866-6181	5116354	72582	GASKET, END PLATE: PART OF SET 5197340	EA	1
8	3	PAFZZ	5310.00-774-9545	5116122	72582	WASHER, FLAT: OIL HOLE, PART OF KIT 5199702 AND SET 5197340	EA	2
8	4	PAHZZ	2815.00-866-9402	5132803	72582	LINER: PART OF KIT 5199116	EA	1
8	5	PAHZZ	5330.00-179-6227	5121256	72582	PACKING, PREFORMED: LINER, PART OF KIT 5199116	EA	2
8	6	PAFZZ	5330.00-780-5243	5121254	72582	, GASKET: COMPRESSION, PART OF KIT 5199702 AND SET 5197340	EA	3
8	7	PAFZZ	5310.00-880-1264	5116290	72582	WASHER, FLAT: WATER HOLE, PART OF KIT 5199702 AND SET 5197340	EA	4
8	8	PAFZZ	2815.00-921-5344	5116292	72582	RING SEAL: OIL, PART OF KIT 5199702 AND SET 5197340	EA	1
8	9	XAHZZ		5135625	72582	CYLINDER BLOCK:		
8	9	XAHZZ		5198692	72582	CYLINDER BLOCK: DIESEL ENGINE NHA 11601645	EA	1
8	10	XAHZZ		5197344	72682	CAP, MAIN BEARING: FRONT AND INTERMEDIATE NITA 11601645	EA	3
8	11	PAHZZ	5306.00-074-1910	5125945	72582	BOLT, MACHINE: BEARING CAP	EA	8
8	12	PAHZZ	2815.00-010-0297	5132695	72582	STABILIZER: MAIN BEARING	EA	3
8	13	XAHZZ		5133675	72582	STABILIZER: MAIN BEARING NHA 11601645	EA	1
8	14	XAHZZ		5197345	72582	CAP, MAIN BEARING: REAR NHA 11601645	EA	1
8	15	PAFZZ	5330.00-613-9397	5116357	72582	GASKET: COVER, WATER HOLE, PART OF SET 5197340	EA	1
8	16	PAFZZ	5340.00-531-8031	5150023	72582	COVER, ACCESS: WATER HOLE	EA	1
8	17	PAFZZ	5310-00-407-9566	MS35338-45	96906	WASHER, LOCK: S, CD PLTD, 5/16 IN.	EA	2
8	18	PAFZZ	5306.00-226-4829	MS90728-36	96906	BOLT, MACHINE: S, CD PLTD, 5/16-18 UNC, 1 1/4 IN. LO	EA	2
8	19	PAOZZ	4820.00-752-9040	MS35782-4	96906	COCK, DRAIN: BR, 1/8-27 NPTF	EA	1
8	20	PAFZZ	5330.00-080-6571	5116380	72582	GASKET, COVER: HAND HOLE, PART OF SET 5197340	EA	1
8	21	XBFZZ		5116373	72582	COVER: HAND HOLE	EA	1
8	22	PAFZZ	5310.00-637-9541	MS35338-46	96906	WASHER, LOCK: S, CD PLTD, 3/8 IN.	EA	6
3	23	PAFZZ	5305.00-269-3210	MS90725-58	96906	SCREW, CAP, HEXAGON HEAD: S, CD PLTD, 3/8-16 UNC-2A, 7/8 IN. LG.	EA	6
	24	PAHZZ	5306.00-940-9079	8350638	19207	BOLT, SELF-LOCKING: END PIPE	EA	1
	25	PAHZZ	5310-00-080-6004	MS27183-14	96906	WASHER, FLAT: S. CD PLTD 0.406 IN. ID. 0.812 IN. OD. 0.065 IN. THK	EA	13
	26	PAHZZ	5305.00-269-3210	MS90725-59	96906	SCREW, CAP, HEXAGON HEAD: S, CD PLTD, 3/8-16 UNC-2A, 7/8 IN. LG.	EA	12
	27	PAFZZ	2815.00-030-0640	5135547	72582	SLEEVE, CYLINDER BLOCK: WATER HOLE, PART OF KIT 5199702	EA	4

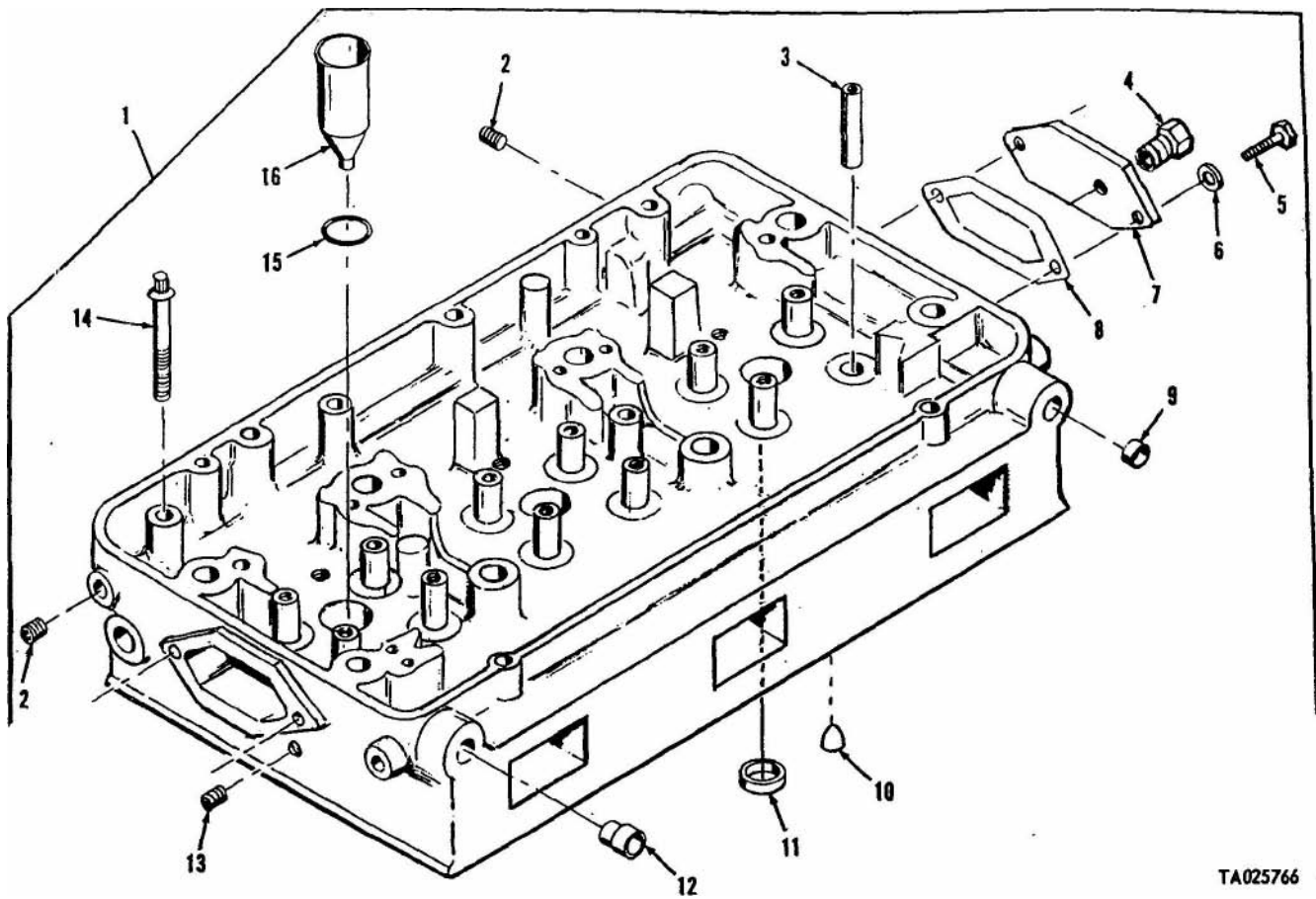
9-2320-242-34P



TA037566

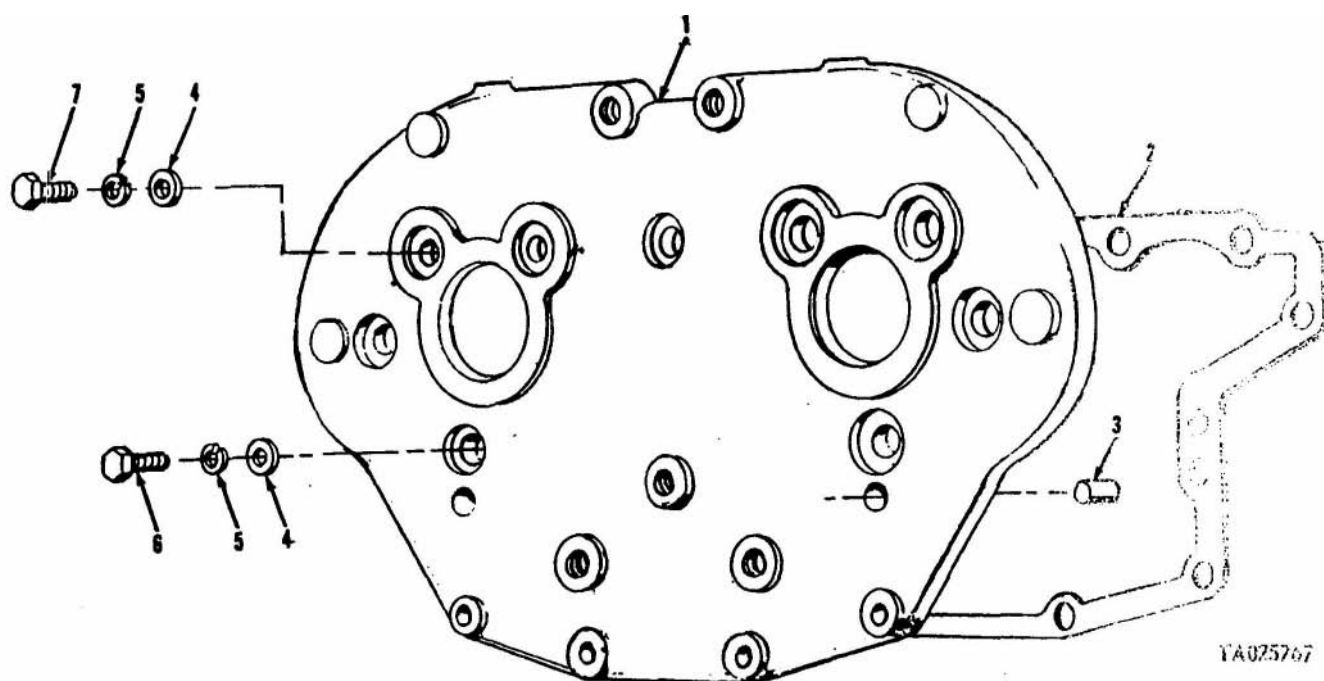
Figure 8. Cylinder block.

(1) Illustration		(2)	(3)	(4)	(5)	(6)	(7)	(8)
(a) Fig. No.	(b) Item No.	SMR code	National stock No.	Part No.	FSCM	Description Usable On Code	U M	Qty inc in unit
						0101 CYLINDER HEAD		
9	1	PAHZZ	2815.00-789-1006	5198203	72582	CYLINDER HEAD: DIESEL ENGINE	EA	1
9	2	PAFZZ	4730-00-954.1281	MS49005-4	96906	PLUG, PIPE: S, ¼ -18 NPT	EA	10
9	3	PAFZZ	2815-00-970-3666	5116120	72582	GUIDE: ENGINE POPPET VALVE	EA	12
9	4	PAFZZ	2815.00-152-6233	103877	72582	PIPE PLUG:	EA	1
9	5	PAFZZ	5305-00-269-3211	MS90725-60	96906	SCREW, CAP, HEXAGON HEAD: S, CD PLTD, 3/8-16 UNC-2A, 1 IN. LG	EA	2
9	6	PAFZZ	5310.00-637-9541	MS35338-46	96906	WASHER, LOCK: S, CD PLTD, 3/8 IN.	EA	2
9	7	XBHZZ		5123168	72582	COVER, WATER HOLE:	EA	1
9	8	PAFZZ	5330-00-055-1584	5116242	72582	GASKET, COVER: WATER HOLE, PART OF KIT 5199702, AND SET 6197340	EA	1
9	9	PAFZZ	2815-00-921-5380	5151449	72582	PLUG, PIPE:	EA	3
9	10	PAFZZ	2930-00-074-1922	5119293	72582	NOZZLE WATER:	EA	4
9	11	PAFZZ	2815.00-966-9106	5116361	72582	SEAT, VALVE EXHAUST:	EA	12
9	12	PAFZZ	4730-00-966-1267	5121182	72582	PLUG, PIPE:	EA	3
9	13	PAFZZ	4730-00-018-9566	G1251	24617	PLUG, PIPE:	EA	2
9	14	PAFZZ	2816-00-074-1912	5135954	72682	STUD, CYLINDER HEAD:	EA	8
9	15	PAFZZ	5330-00-599-0505	5130037	72582	PACKING, PREFORMED: TUBE INJECTOR HOLE	EA	3
9	16	PAFZZ	2910-00-364-3439	5247675	19207	TUBE, INJECTOR HOLE:	EA	3



TA025766

Figure 9. Cylinder head.



YA025767

Figure 10. Engine front cover.

(1) Illustration		(2)	(3)	(4)	(5)	(6)	(7)	(8)
(a) Fig. No	(b) Item No.	SMR code	National stock No.	Part No.	FSCM	Description Usable On Code	U M	Qty inc in unit
						0102 CRANKSHAFT AND RELATED PARTS		
11	1	PAFZZ	5305-00-727-8815	MS90726-186	96906	SCREW, CAP, HEXAGON HEAD: S. CD PLTD, 3/4-16 UNF-2A, 1 1/4 IN. LG	EA	1
11	2	PAFZZ	2815-00-932-4869	5180291	72582	RETAINER, PULLEY:	EA	1
11	3	PAFZZ	8020-00-103-4547	5134223	72582	PULLEY, GROOVE:	EA	1
11	4	PAFZZ	5330-00-154-8358	5115454	72582	SEAL, PLAIN ENCASED: FRONT, PART OF SET 5197340	EA	1
11	5	PAHZZ	2815-00-103-2223	5142713	72582	GEAR. OIL PUMP DRIVE:	EA	1
11	6	KFHZZ		5116259	72582	BEARING, MAIN, UPPER: STANDARD, PART OF SET 5195928	EA	1
11	6	KFHZZ		5116260	72582	BEARING, MAIN, LOWER: STANDARD, PART OF SET 5195928	EA	1
11	6	KFHZZ		5196646	72582	BEARING, MAIN, UPPER: 0.010 UNDERSIZE, PART OF SET 5196661	EA	
11	6	KFHZZ		5196047	72582	BEARING, MAIN, LOWER: 0.010 UNDERSIZE, PART OF SET 5196661	EA	1
11	7	PAHHH	2815-00-792-8250	5116447	72582	CRANKSHAFT, ENGINE. DIESEL	EA	1
11	8	PAHZZ	2615-00-792-8251	5116197	72582	WASHER, HALF, THRUST: MAIN	EA	4
11	9	PAFZZ	5330-00-818-7478	5116229	72582	SEAL, PLAIN ENCASED: OIL, REAR. PART OF SET 51973.10	EA	1
11	—	PAHZZ	2815-00-792-9840	5195928	72582	BEARING SET: MAIN. STANDARD	EA	1
11	6					BEARING, MAIN, UPPER: STANDARD	EA	1
11	6					BEARING, MAIN, LOWER: STANDARD	EA	1
11	—	PAHZZ	3120-00-079-8360	5196601	72582	BEARING SET: MAIN, 0.010 UNDERSIZE	EA	4
11	6					BEARING, MAIN, UPPER: 0.010 UNDERSIZE	EA	1
11						BEARING, MAIN, LOWER: 0.010 UNDERSIZE	EA	1

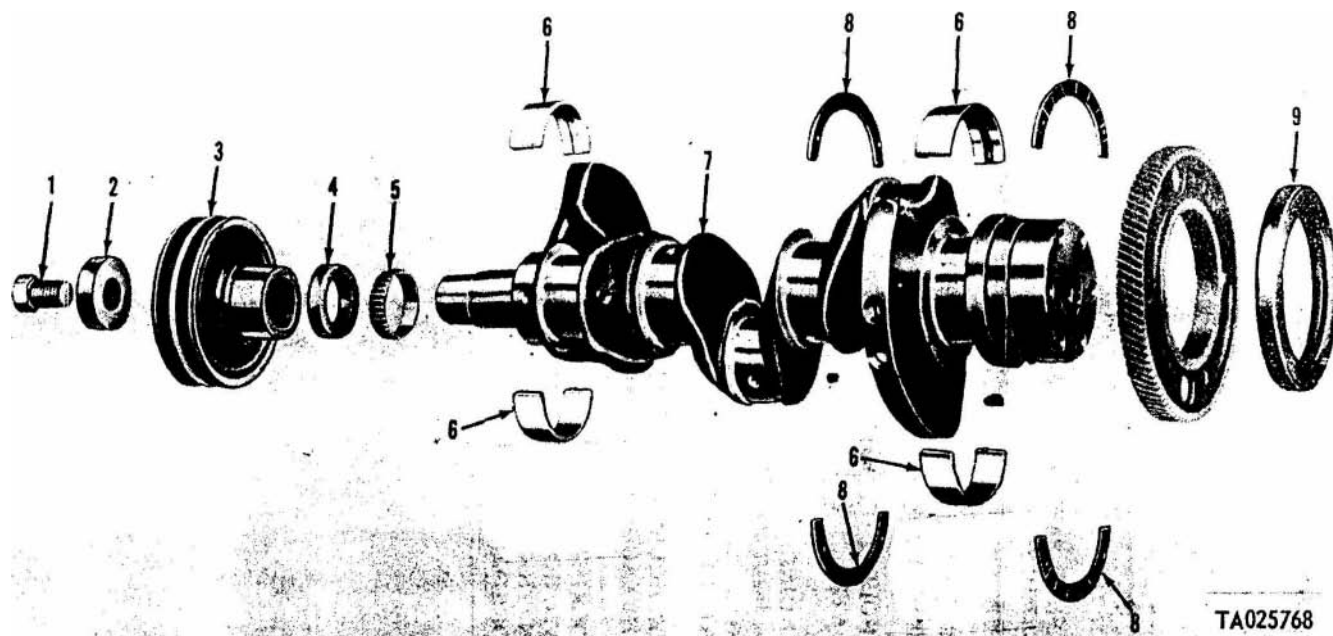


Figure 11. Crankshaft and related parts.

(1) Illustration		(2)	(3)	(4)	(5)	(6)	(7)	(8)
(a) Fig. No.	(b) Item No.	SMR code	National stock No.	Part No.	FSCM	Description Usable On Code	U M	Qty inc in unit
						0103 FLYWHEEL AND FLYWHEEL HOUSING		
12	1	PAFZZ	5330-00-066-0200	5121334	72582	GASKET: HOUSING, PART OF SET 5197340	EA	1
12	2	XBFZZ		5139568	72582	HOUSING ASSEMBLY:	EA	1
12	3	PAFZZ	5330-00-527-7523	5155816	72582	GASKET: COVER, DRIVE HOLE, TACHOMETER, PART OF SET 5197340	EA	1
12	4	PAFZZ	2815-00-606-8383	5155815	72582	PLATE, COVER: DRIVE HOLE, TACHOMETER	EA	1
12	5	PAFZZ	5310-00-407-9566	MS35338-45	96906	WASHER, LOCK: COVER, TACHOMETER DRIVE, CD PLTD, 5/16 IN.	EA	2
12	6	PAFZZ	5306-00-226-8497	179816	72582	BOLT: DRIVE HOLE, TACHOMETER	EA	2
12	7	PAFZZ	5366-00-901.1032	5123802	72682	SHIM: END PLATE	EA	1
12	8	PAHZZ	3020.00-78M222	5116301	72582	GEAR, SPUR:	EA	1
12	9	PAFZZ	2816-00-080-6531	5125960	72582	FLYWHEEL, ENGINE:	EA	1
12	10	PAFZZ	2815-00-074-1932	5126671	72582	PLATE, SCUFF: BOLT RETAINER	EA	1
12	11	PAFZZ	5306-00-998-6473	9416174	72582	BOLT, HOUSING	EA	6
12	12	PAFZZ	5310-00-080-6004	MS27183-14	96906	WASHER, FLAT: CD PLTD, 0.0406 IN. ID, 0.812 IN. OD, 0.065 IN. THK	EA	13
12	13	PAFZZ	5310-00-637-9541	MS35338-46	96906	WASHER, LOCK: HOUSING, CD PLTD, 3/8 IN.	EA	12
12	14	PAFZZ	6305-00-269-3210	MS90725-59	96906	SCREW, CAP, HEXAGON HEAD: CD PLTD, 3/8 16 UNC-2A, 7/8 IN. LG	EA	6
12	15	PAFZZ	5306-00-543-5696	8350641	19207	BOLT, SELF-LOCKING: HOUSING	EA	2
12	16	PAFZZ	6310-00-081-4219	MS27183-12	96906	WASHER, FLAT: HOUSING, CD PLTD 0.344 IN. ID, 0.688 IN. OD, 0.066 IN. THK	EA	2
12	17	PAFZZ	5306-00-053-8378	9414215	24617	BOLT, SELF-LOCKING: HOUSING	EA	4

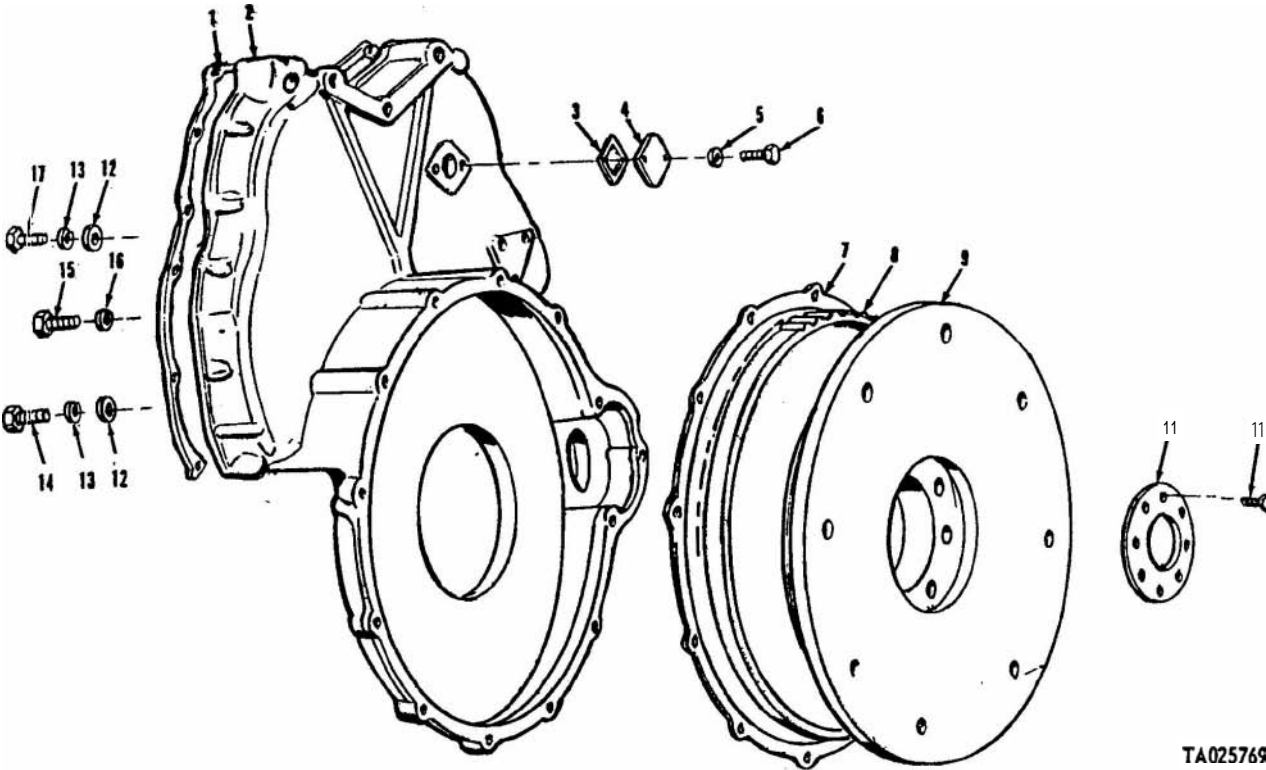


Figure 12. Flywheel and flywheel housing.

(1) Illustration		(2)	(3)	(4)	(5)	(6)	(7)	(8)
(a) Fig. No.	(b) Item No.	SMR code	National stock No.	Part No.	FSCM	Description Usable On Cock	Unit	Qty Inc in unit
13	1	PAHZZ	6310-00-087-3130	401-097742	26916	0104 PISTONS AND CONNECTING RODS	EA	6
13	2	PAHZZ	2815-00-792.9022	5121262	72582	NUT, PLAIN, HEXAGON:	EA	3
13	3	KFHZZ		5116187	72582	CONNECTING ROD:	EA	1
13	3	KFHZZ		5121247	72682	BEARING HALF, SLEEVE: LOWER, STANDARD, PART OF SET 5195929	EA	1
13	3	KFHZZ		5196655	72582	BEARING HALF, SLEEVE: UPPER, STANDARD, PART OF SET 5195929	EA	1
13	3	KFHZZ		5196654	72582	BEARING HALF, SLEEVE: LOWER, 0.010 UNDERSIZE, PART OF SET 5196665	EA	1
13	4	PAHZZ	5306-00.789-4849	5197852	72682	BEARING HALF, SLEEVE: UPPER 0.010 UNDERSIZE. PART OF SET 5196665	EA	1
13	5	PAHZZ	3120-00-792-8253	5116181	72682	BOLT:	EA	6
13	6	PAHZZ	2815-00-363-7300	5150140	72682	BEARING, SLEEVE:	EA	12
13	7	PAHZZ	2815-00-112-4606	5198092	72582	NOZZLE, OIL:	EA	3
13	7	PAHZZ	2815.00-883-5593	5116184	72582	RING, OIL CONTROL: PART OF SET 5198822	EA	3
13	7	PAHZZ	2816.00-890-2329	5140340	72582	RING, PISTON: PART OF SET 5198822	EA	3
13	8	PAHZZ	2816-00-792-9020	5180250	72582	RING, PISTON: TOP GROOVE, PART OF SET 5198822	EA	1
13	9	PAHZZ	2815-00-922-8355	5198877	72582	RETAINER, PIN:	EA	6
13	10	PAHZZ	2815-00-820-7455	5116189	72582	PISTON, INTERNAL COMBUSTION ENGINE: PART OF KIT 5199116	EA	3
13	—	PAHZZ	3120.00-792-9843	5195929	72582	PIN, PISTON: PART OF KIT 5199116	EA	3
13	3					BEARING SET: STANDARD, COMPOSED OF:	EA	3
13	3					BEARING HALF, SLEEVE: LOWER, STANDARD	EA	1
13	—	PAHZZ	3120-00-080-6392	5196665	72582	BEARING HALF, SLEEVE: UPPER, STANDARD	EA	1
13	3					BEARING SET: 0.010 UNDERSIZE, COMPOSED OF:	EA	3
13	3					BEARING HALF, SLEEVE: LOWER, 0.010 UNDERSIZE	EA	1
13	3					BEARING HALF, SLEEVE: UPPER, 0.010 UNDERSIZE	EA	1
13	—	PAHZZ	2815.00-792-9021	5198822	72582	RING SET, PISTON: STANDARD, PART OF KIT 5199116, COMPOSED OF:	EA	3
13	7					RING, OIL CONTROL:	EA	3
13	7					RING, PISTON	EA	3
13	7					RING, PISTON: TOP GROOVE	EA	1

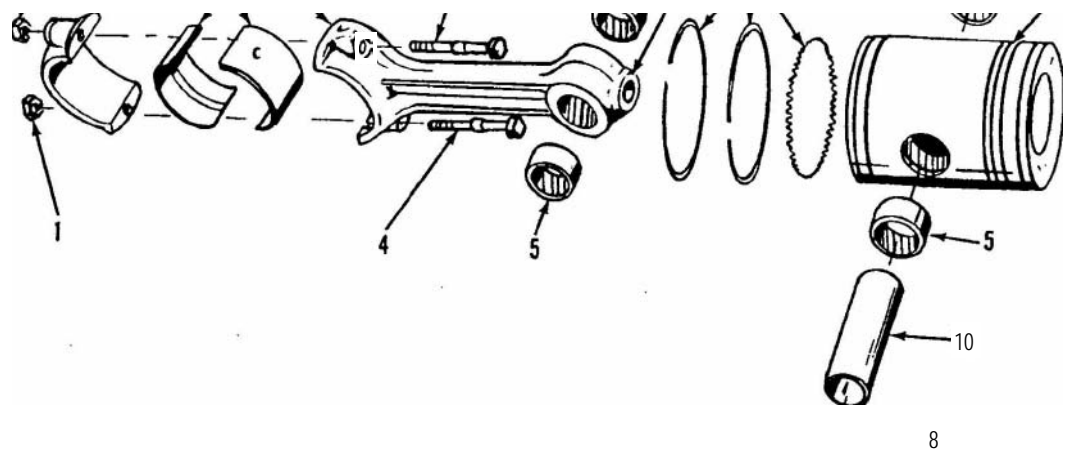
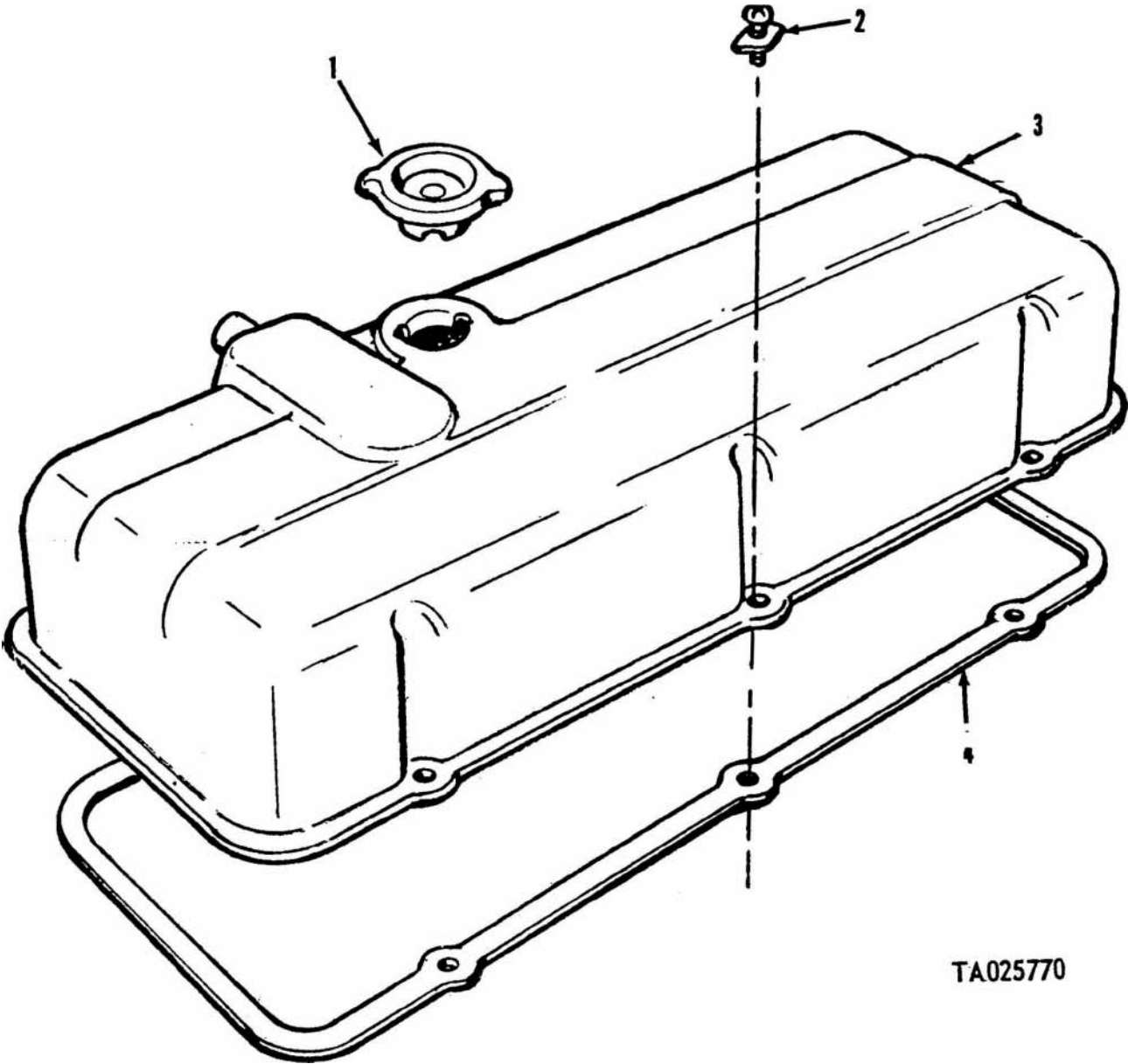


Figure 13. Pistons and connecting rods.

AT22070

(1) Illustration		(2)	(3)	(4)	(5)	(6)	(7)	(8)
(a) Fig. No.	(b) Item No.	SMR code	National stock No.	Part No.	FSCM	Description Usable On Code	U / M	Qty inc in unit
14	1	PAOZZ	2815-00458-9043	5140259	72582	0105 ROCKER ARM COVER	EA	1
14	2	PAOZZ	2815-00-074-1929	5100104	72582	CAP, FILLER OPENING: OIL	EA	4
14	3	XBOZZ		5134106	72582	CLAMP, VALVE:	EA	1
14	4	PAOZZ	5330-00.792-9026	5119457	72582	ROCKER COVER ASSEMBLY: GASKET: ROCKER COVER, PART OF KIT PART 5199702 AND SET 5197340	EA	1

168-7-07 7-4 1411



TA025770

Figure 14. Rocker arm cover.

(1) Illustration		(2)	(3)	(4)	(5)	(6)	(7)	(8)
(a) Fig. No.	(b) Item No.	SMR code	National stock No.	Part No.	FSCM	Description Usable On Code	U M	Qty. inc. unit
15	1	PAFZZ	5310-00-274-4658	5150087	72582	0105 CAMSHAFT	EA	2
15	2	PAFZZ	3020-00-080-6564	5121108	72582	NUT, PLAIN, HEXAGON: SHAFT GEARS, REAR	EA	2
15	3	PAHZZ	5365-00.088-9876	5121071	72582	PULLEY, GROOVE:	EA	2
15	4	PAHZZ	2815-00-051-4514	5127629	72582	SPACER, SLEEVE: PULLEY	EA	2
15	5	KFHZZ		5197922	72582	DEFLECTOR, DIRT AND LIQUID:	EA	2
15	6	PAHZZ	5310-00-998-8197	5135812	72582	BEARING, BALANCE SHAFT: PART OF SET 5198209	EA	2
15	7	PAHZZ	5306-00-940-9028	9409028	72682	WASHER, THRUST: END BEARING	EA	2
15	8	PAHZZ	2815.00-933-6249	5133388	72582	BOLT, SELF-LOCKING: WASHER, THRUST	EA	2
15	9	PAHZZ	2815.00-692-4152	5172734	72582	GEAR, CAMSHAFT: LEFT SIDE	EA	1
15	10	PAHZZ	5310-00-274-4658	6150087	72682	PLATE: SHAFT, GEAR, NUT	EA	2
15	11	PAHZZ	5310-00-637-9641	MS35338-46	96906	NUT, PLAIN, HEXAGON: BALANCER WHEEL AND WEIGHT, FRONT	EA	2
15	12	PAHZZ	6305-00-269-2801	MS90726-58	96906	WASHER, LOCK: CD PLTD, 3/8 IN.	EA	4
15	13	PAHZZ	2816.00-903-0905	5133387	72582	SCREW, CAP, HEXAGON HEAD: CD PLTD, 3/8-24 UNF-2A, 1/4 IN. LG.	EA	4
15	14	PAHZZ	6310-00.761-1985	5121077	72582	GEAR: BALANCER SHAFT, RIGHT SIDE	EA	1
15	15	PAHZZ	5315-00-043-1787	MS35756-34	96906	WASHER, FLAT: END BEARING	EA	1
15	16	PAHZZ	5315-00-276-4818	5151277	72582	KEY, WOODRUFF: BALANCER PULLEY (1) WEIGHT (1), AND SHAFT GEAR (2) 3/16 IN., 5/8 IN.	EA	4
15	17	PAHZZ	2815-00-080-6562	5121073	72682	PIN, STRAIGHT, HEADLESS:	EA	2
15	18	KFHZZ		5197921	72682	SHAFT, BALANCER:	EA	1
15	19	PAHZZ	2815-00.593-6940	6126929	72582	BEARING, CAMSHAFT: Part of Set 6198209	EA	4
15	20	PAHZZ	5330.00-792-9849	5116476	72682	BEARING, CAMSHAFT: Part of Set 6198209	EA	1
15	—	PAHZZ	3120-00-080-6555	6198209	72582	CAMSHAFT, ENGINE:	EA	1
15	5					SEAL, PLAIN ENCASED: COVER, FRONT, PART OF SET 5197340	EA	2
15	18					BEARING SET, SLEEVE:	EA	4
						BEARING, BALANCE SHAFT:	EA	2
						BEARING, CAMSHAFT:	EA	4

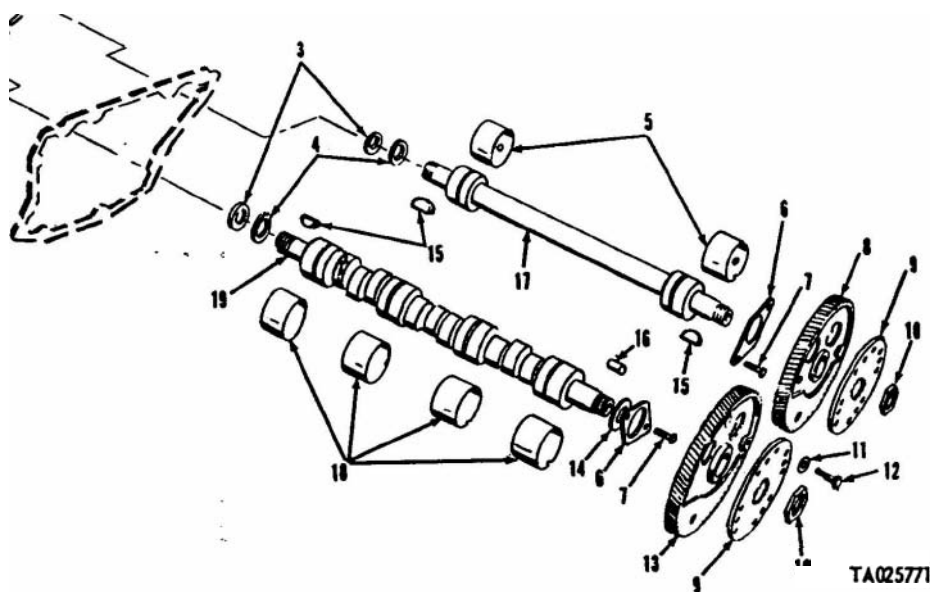


Figure 15. Camshaft

(1) Illustration		(2)	(3)	(4)	(5)	(6) Description Usable On Code	(7) U M	(8) % inc or unit
(a) Fig. No	(b) Item No.	SMR code	National stock No.	Part No.	FSCM			
16	1	PAHZZ	5306-00-292-4590	9409042	24617	0105 IDLER AND CRANKSHAFT TIMING GEAR	EA	4
16	2	PAHZZ	2815-00-074-1911	5132504	72582	BOLT, SELF-LOCKING:	EA	2
16	3	PAHZZ	2815-00-891-7699	5135227	72582	WASHER, THRUST: IDLER GEAR	EA	1
16	4	PAHZZ	2815-00-830-0246	5196793	72582	GEAR, IDLER:	EA	1
16	5	PAHZZ	2815-00-921-5357	5124458	72582	BEARING, SLEEVE: IDLER GEAR	EA	1
16	6	PAHZZ	5305-00-354-1227	5157244	72582	HUB: IDLER GEAR	EA	1
16	7	PAHZZ	3020-00-820-7843	5116195	72582	SCREW, CAP, HEXAGON HEAD: HUB, IDLER GEAR	EA	1
16	8	PAHZZ	5315-00-021-8211	MS35756-35	96906	GEAR, HELICAL: TIMING	EA	1
16	9	XBHZZ		5162737	72582	KEY , WOODRUFF: % x %, TIMING GEAR	EA	1
						WEIGHT BALANCE:	EA	2




Figure 16. Idler and crankshaft timing gear.

(1) Illustration		(2)	(3)	(4)	(5)	(6)	(7)	(8)
(a) Fig. No.	(b) Item No.	SMR code	National stock No.	Part No.	FSCM	Description Usable On Code	U / M	Qty inc in unit
						0105 EXHAUST VALVES, CAM FOLLOWERS AND ROCKER ARM ASSEMBLY		
17	1	PAFZZ	5315-00-780-8097	5123711	72582	PIN, HOLLOW: ROCKER ARM	EA	6
17	2	PAFZZ	2815-00-572-8726	5135262	72682	BRACKET, POPPET VALVE:	EA	6
17	3	PAFZZ	2815-00-055-1565	5116341	72582	LOCK, VALVE SPRING: PART OF KIT 5197176	EA	24
17	4	PAFZZ	2815-00-055-0831	5123330	72582	CAP: VALVE SPRING	EA	12
17	5	PAFZZ	5360-00-087-1814	5123329	72682	SPRING, HELICAL, COMPRESSION: VALVE	EA	12
17	6	PAFZZ	5310-00-053-8377	5111467	72682	WASHER, FLAT: VALVE	EA	12
17	7	PAFZZ	2815-00-970-3665	5116120	72682	GUIDE, ENGINE POPPET VALVE:	EA	12
17	8	KFFZZ		5109925	72582	VALVE, POPPET: PART OF KIT 5197176	EA	12
17	9	PAFZZ	5305-00-983-8084	MS16997-60	96906	SCREW, CAP, SOCKET HEAD: CD PLTD, 1/4-20 UNC-3A, 3/4 IN. LG.	EA	6
17	10	PAFZZ	2815-00-055-1564	5116125	19207	GUIDE, CAM FOLLOWER	EA	3
17	11	PAFZZ	2815-00-567-4398	7706522	19207	FOLLOWER ASSEMBLY, CAM: W/ROLLER SET	EA	9
17	12	PAFZZ	2815-00-346-6073	6328070	19207	PUSH ROD, ENGINE POPPET VALVE	EA	9
17	13	PAFZZ	2815-00-885-5731	5123250	72682	SEAT, HELICAL COMPRESSION SPRING: PUSH ROD	EA	9
17	14	PAFZZ	5360-00-689-8264	6108918	72582	SPRING, HELICAL COMPRESSION: PUSH ROD	EA	9
17	15	PAFZZ	2815-00-053-8992	5108919	72682	RETAINER, HELICAL COMPRESSION SPRING: PUSH ROD	EA	9
17	16	PAFZZ	5365-00-282-5031	5160303	72682	RING, RETAINING: SPRING, PUSH ROD	EA	9
17	17	PAFZZ	6310-00-270-7111	N24154PC4	24617	NUT, PLAIN, HEXAGON: PUSH ROD	EA	9
17	18	PAFZZ	2815-00-921-5339	6116128	72582	BRACKET: SHAFT, ROCKER	EA	6
17	19	PAFZZ	5306-00-780-5241	6119198	72682	BOLT, MACHINE: SHAFT, ROCKER	EA	6
17	20	PAFZZ	2815-00-055-1583	5116072	72682	SHAFT ASSEMBLY: ROCKER	EA	3
17	21	PAFZZ	2816-00-849-2601	5135268	72582	ROCKER ARM, ENGINE POPPET VALVE: RIGHT	EA	3
17	22	PAFZZ	2816-00-600-5667	5179954	72582	ARM ASSEMBLY: ROCKER, INJECTOR	EA	3
17	23	PAFZZ	2815-00-966-9104	5135267	72682	, ARM ASSEMBLY: ENGINE POPPET VALVE, LEFT	EA	3
17		PAFZZ	2815-00-074-1939	5197176	72582	PARTS KIT, ENGINE POPPET VALVE: COMPOSED OF:	EA	1
17	3					LOCK, VALVE SPRING:	EA	24
17	8					VALVE, POPPET:	EA	12

9-2320-242-B4P

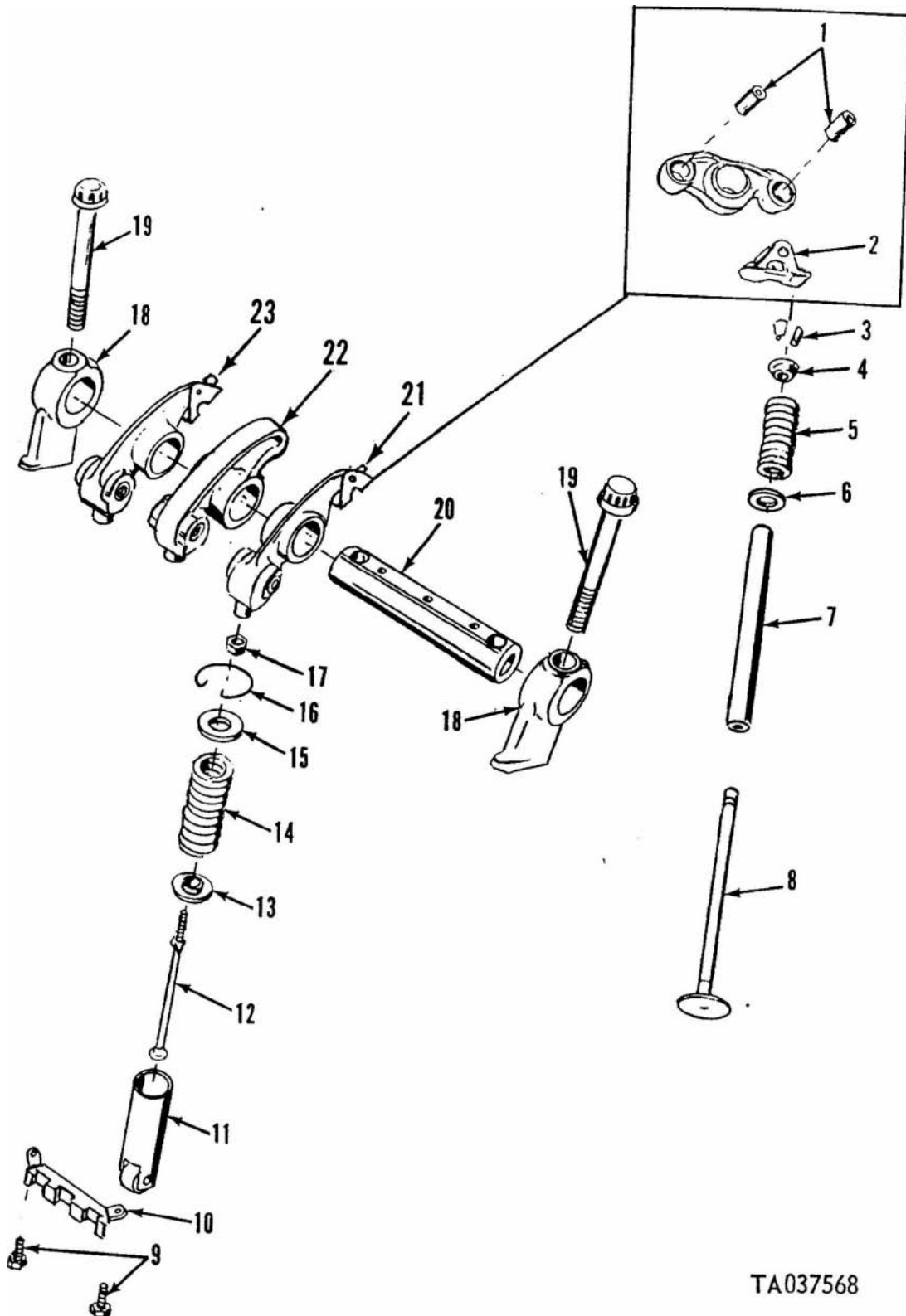
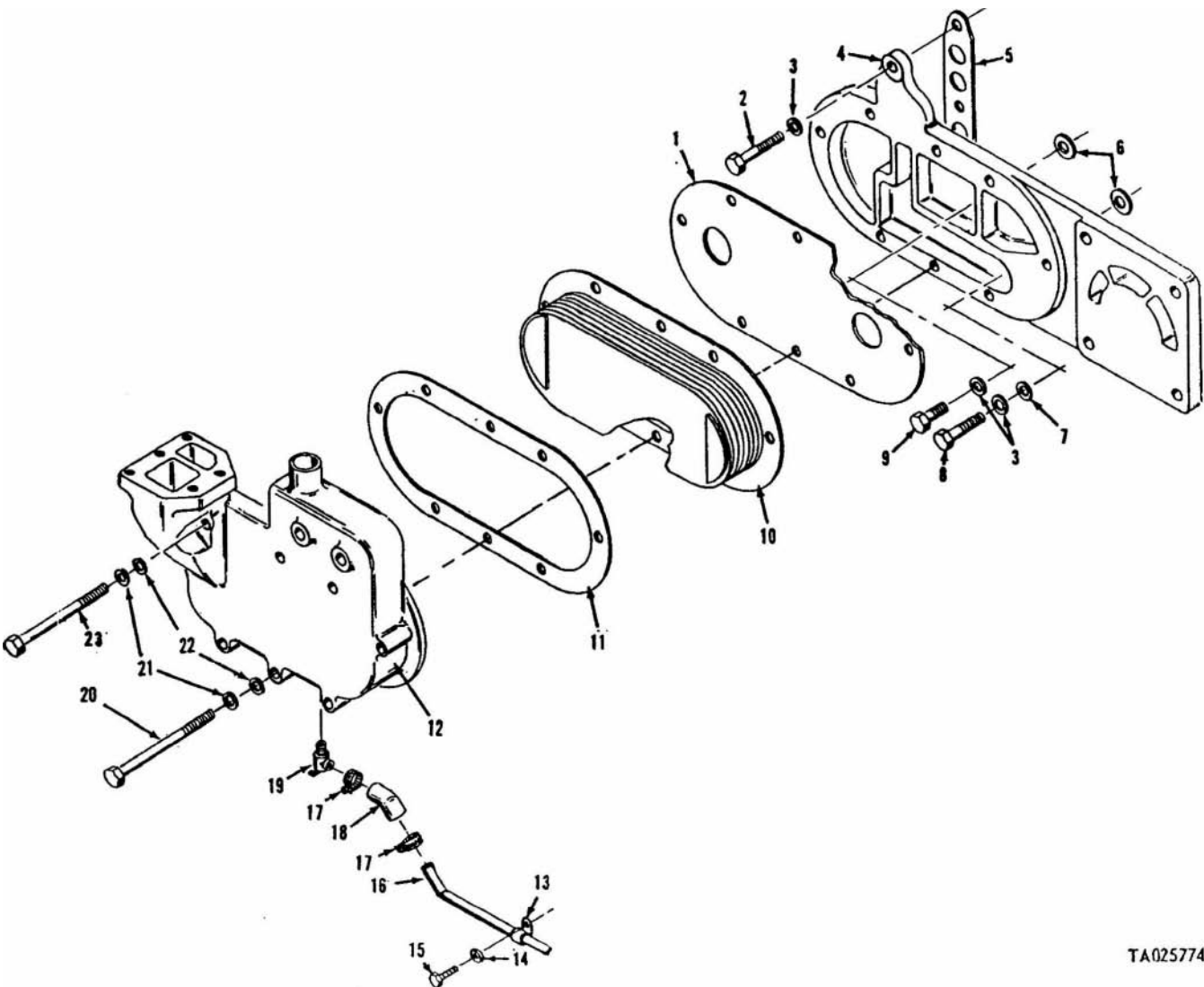


Figure 17. Exhaust valves, cam followers and rocker arm assembly.

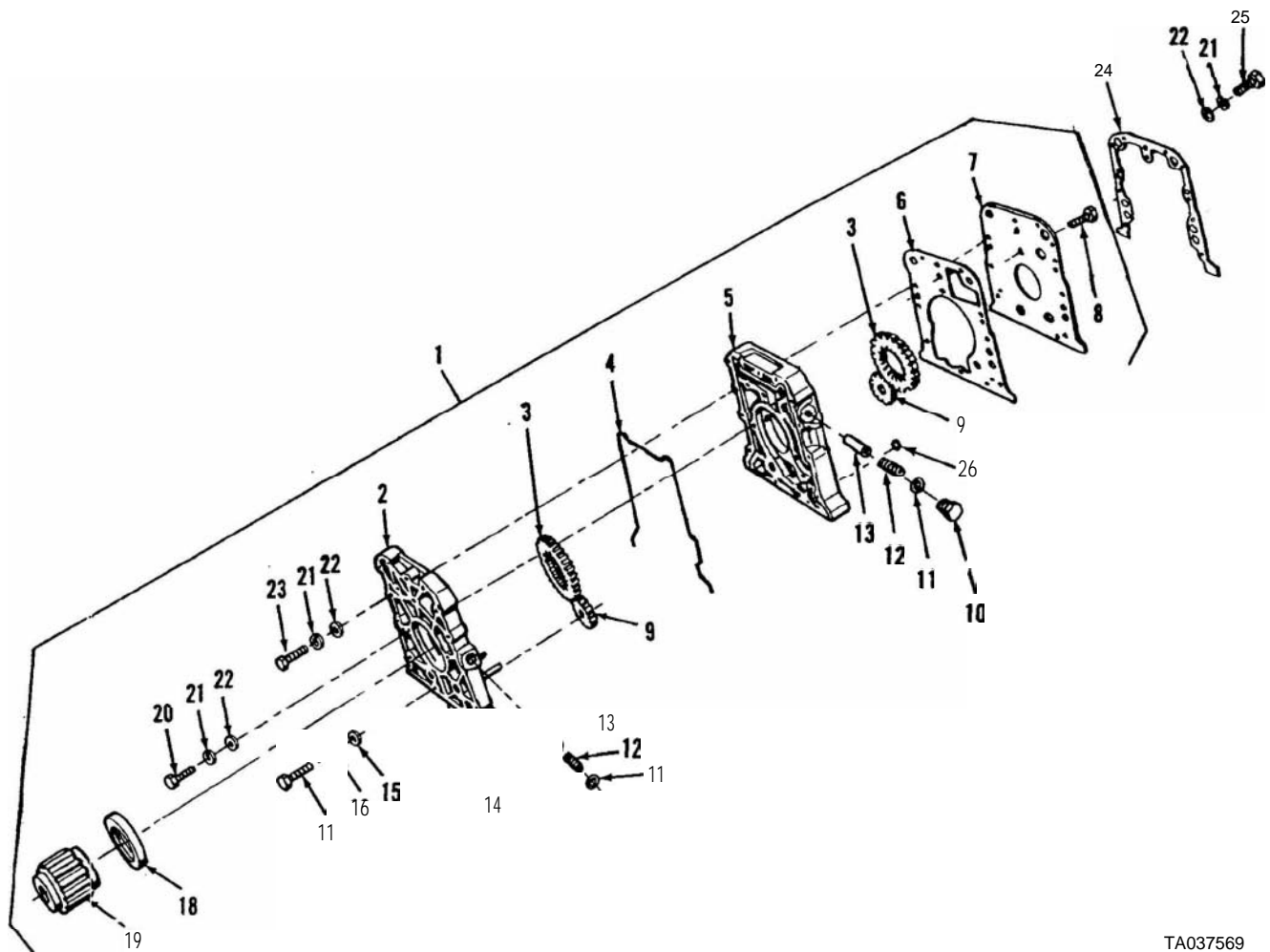
(1) Illustration		(2)	(3)	(4)	(5)	(6)	(7)	(8)
(a) Fig. No.	(b) Item No.	SMR code	National stock No.	Part No.	FSCM	Description Usa ble On Cod e	U · M	Q · inn in unit
18	1	PAFZZ	5330-00-733-0733	7346707	19207	0106 OIL COOLER GASKET: OIL COOLER, PART OF SET 5197340	EA	1
18	2	PAFZZ	5305-00-354-1227	5157244	72582	SCREW, CAP, HEXAGON HEAD: ADAPTER	EA	2
18	3	PAFZZ	5310-00-637-9541	MS35338-46	96906	WASHER, LOCK: CD PLTD, 3/8 IN.	EA	7
18	4	XBFZZ		5144394	72582	ADAPTER:	EA	1
18	5	PAFZZ	5330-00-932-0839	5119286	72582	GASKET: ADAPTER	EA	1
18	6	PAFZZ	5310-00-202-4167	5247786	19207	WASHER, FLAT: ADAPTER, NONMETALLIC, PART OF SET 5197340	EA	3
18	7	PAFZZ	5310-00-080-6004	MS27183-14	96906	WASHER, FLAT: CD PLTD, 0.406 IN. ID, 0.812 IN. OD, 0.065 IN. THK	EA	6
18	8	PAFZZ	5305-00-269-3211	MS90725-6C	96906	SCREW, CAP, HEXAGON HEAD: CD PLTD, 3/8-16 UNC-2A, 1 IN. LG	EA	4
18	9	PAFZZ	5305-00-543-2419	MS90728-61	96906	SCREW, CAP, HEXAGON HEAD: CD PLTD, 3/8-16 UNC-2A, 1.1/8 IN. LG	EA	1
18	10	PAFZZ	2930-00-561-9438	8501328	72582	CORE: OIL COOLER	EA	1
18	11	PAFZZ	5330-00-624-6296	6246296	19207	GASKET: CORE COVER, PART OF SET 5197340	EA	1
18	12	XBFZZ		5133678	72582	HOUSING: OIL COOLER	EA	1
18	13	PAOZZ	5340-00-282-7539	MS21333-46	96906	CLAMP, LOOP: 0.312 IN. ID	EA	2
18	14	PAOZZ	5310-00-637-9541	MS352338-46	96906	WASHER, LOCK: CD PLTD, 3/8 IN.	EA	2
18	15	PAOZZ	5305-00-269-3218	MS90725-68	96906	SCREW, CAP, HEXAGON HEAD: CD PLTD, 3/8-16 UNC-2A, 2 1/2 IN. LG	EA	2
18	16	PAOZZ	4710-00-803-6073	11595244	19207	TUBE, BENT, STEEL: 12.24 IN. LG	EA	1
18	17	PAOZZ	4730-00-908-3195	MS35842-10	96906	CLAMP, HOSE: 7/16 IN.	EA	2
18	18	PAOZZ	4720-00-101-5593	1159545-1	19207	TUBING, RUBBER:	EA	1
18	19	PAOZZ	4820-00-845-1096	MS35783-2	96906	COCK, DRAIN: HOUSING, 1/4-18 NPTF	EA	1
18	20	PAFZZ	5306-00-225-8508	MS90725-44	96906	SCREW, CAP, HEXAGON HEAD: CD PLTD, 5/16-18 UNC- 2A, 3 IN. LG	EA	7
18	21	PAFZZ	5310-00-407-9566	MS35338-45	96906	WASHER, LOCK: CD PLTD, 5/16 IN.	EA	8
18	22	PAFZZ	5310-00-081-4219	MS27183-12	96906	WASHER, FLAT: CD PLTD	EA	8
18	23	PAFZZ	5306-00-225-8510	MS90725-46	96906	SCREW, CAP, HEXAGON HEAD: CD PLTD, 5/16-18 UNC- 2A, 3 1/2 IN. LG	EA	1



TA025774

Figure 18. Oil cooler assembly.

(1) Illustration		(2)	(3)	(4)	(5)	(6)	(7)	(8)
(a) Fig. No.	(b) Item No.	SMR code	National stock No.	Part No.	FSCM	Description Usable On Code	U M	Qty inc in unit
19	1	PAFFF	2815-00-103-2222	5142731	72582	0106 OIL PUMP ASSEMBLY	EA	1
19	2	XAFZZ		5142730	72582	PUMP ASSEMBLY, OIL:	EA	1
19	3	PAFZZ	2815-00-103-2221	5142917	72582	COVER: FRONT, LOWER	EA	2
19	4	PAFZZ	5330-00-103-2891	5138991	72582	GEAR, DRIVE:	EA	1
19	5	XAFZZ		5142609	72582	SEAL, RUBBER ROUND SECTION: COVER	EA	1
19	6	XDFZZ		5142712	72582	COVER, INNER:	EA	1
19	7	XAFZZ		5142711	72582	GASKET:	EA	1
19	8	XDFZZ		5131740	72582	PLATE:	EA	1
19	9	XDFZZ		5142919	72582	BOLT: 3/8-16, 1 1/4 IN. LG, FILISTER HEAD	EA	1
19	10	PAFZZ	4730-00-079.8362	5113657	72582	GEAR:	EA	2
						PLUG, TRUCK ADVERSE: VALVE, PRESSURE, REGULATOR	EA	2
19	11	PAFZZ	5330-00-528.2897	5282897	19207	GASKET: VALVE, PRESSURE REGULATOR, PART OF SET 5197340	EA	2
19	12	PAFZZ	5360.00-682-7190	5126436	72582	SPRING, HELICAL, COMPRESSION: VALVE PRESSURE REGULATOR	EA	2
19	13	PAFZZ	2815.00-080-6543	5134206	72582	VALVE: OIL PRESSURE REGULATOR	EA	2
19	14	XBFZZ		272480	72582	PIN: OIL PRESSURE REGULATOR	EA	1
19	15	PAFZZ	5310-00-081-4219	MS27183-12	96906	WASHER, FLAT: S, CD PLTD, 0.344 IN. II), 0.688 IN. 01), 0.065 IN. THK	EA	1
19	16	PAFZZ	5310-00-407-9566	MS35338-45	96906	WASHER, LOCK: S, CD PLTD, 5/16 IN.	EA	1
19	17	PAFZZ	5306-00-550.1201	MSS5306-6A	08288	BOLT, MACHINE:	EA	1
19	18	PAFZZ	5330.00-154-8358	NT7771PC3	24617	SEAL, PLAIN ENCASED:	EA	1
19	19	PAFZZ	2815-00-103-2223	5142713	72582	GEAR, DRIVE:	EA	1
19	20	PAFZZ	5305.00-269-3216	MS90725-66	96906	SCREW, CAP, HEXAGON HEAD: S, CI) PLTD, 3/8 16 UNC-2A, 2 IN. LO	EA	6
19	21	PAFZZ	5310-00-637-9541	MS35338-46	96906	WASHER, LOCK: S, CD PLTD, 3/8 IN.	EA	18
19	22	PAFZZ	5310.00-080-6004	MS27183-14	96906	WASHER, FLAT: S, CD PLTD, 0.406 IN. II), 0.812 IN. OD, 0.065 IN. THK	EA	18
19	23	PAFZZ	5305.00-753-4161	8711325	19207	SCREW, CAP, HEXAGON HEAD:	EA	11
19	24	PAFZZ	5330-00-866-6183	5116386	72682	GASKET: BLOCK, PART OF SET 5197340	EA	1
19	25	PAFZZ	5305-00-543-2419	MS90728-61	96906	SCREW, CAP, HEXAGON HEAD: S, CD PLTD 3/8-16 UNC-2A, 1-1/8 IN. LG	EA	1
19	26	PAFZZ	5330-00-785-3768	5176680	72582	GASKET: INLET, PART OF SET 5197340	EA	2



TA037569

Figure 19. Oil pump assembly.

(1) Illustration		(2)	(3)	(4)	(5)	(6)	(7)	(8)
(a) Fig. No.	(b) Item No.	SMR code	National stock No.	Part No.	FSCM	Description Usable On Code	U	Qty inc in 1 unit
20	1	PAOZZ	6680-00-079-8372	5134382	72582	0106 OIL PAN AND OIL GAGE	EA	
20	2	PBOZZ	2815-00-079-8386	51434522	72582	GAGE ROD, BREATHER, LIQUID LEVEL:	EA	
20	3	PAFZZ	5330-00-102-4668	5143271	72582	GUIDE, OIL GAGE	EA	1
20	4	XDFZZ		6142768	72582	GASKET: PART OF SET 5197340	EA	1
20	5	PAFZZ	5306-00-225.8499	MS90725-34	96906	OIL PAN:	EA	22
20	6	PAOZZ	4730-00-187.4210	WWP471	81348	SCREW, CAP, HEXAGON HEAD: S, CD PLTD, 3/8-16 UNC-2A, 1 IN. LG	EA	
20	7	PBOZZ	2520-00-424-4019	5121062	72682	PLUG, PIPE: DRAIN	EA	1
						ADAPTER: GUIDE, OIL GAGE	EA	1

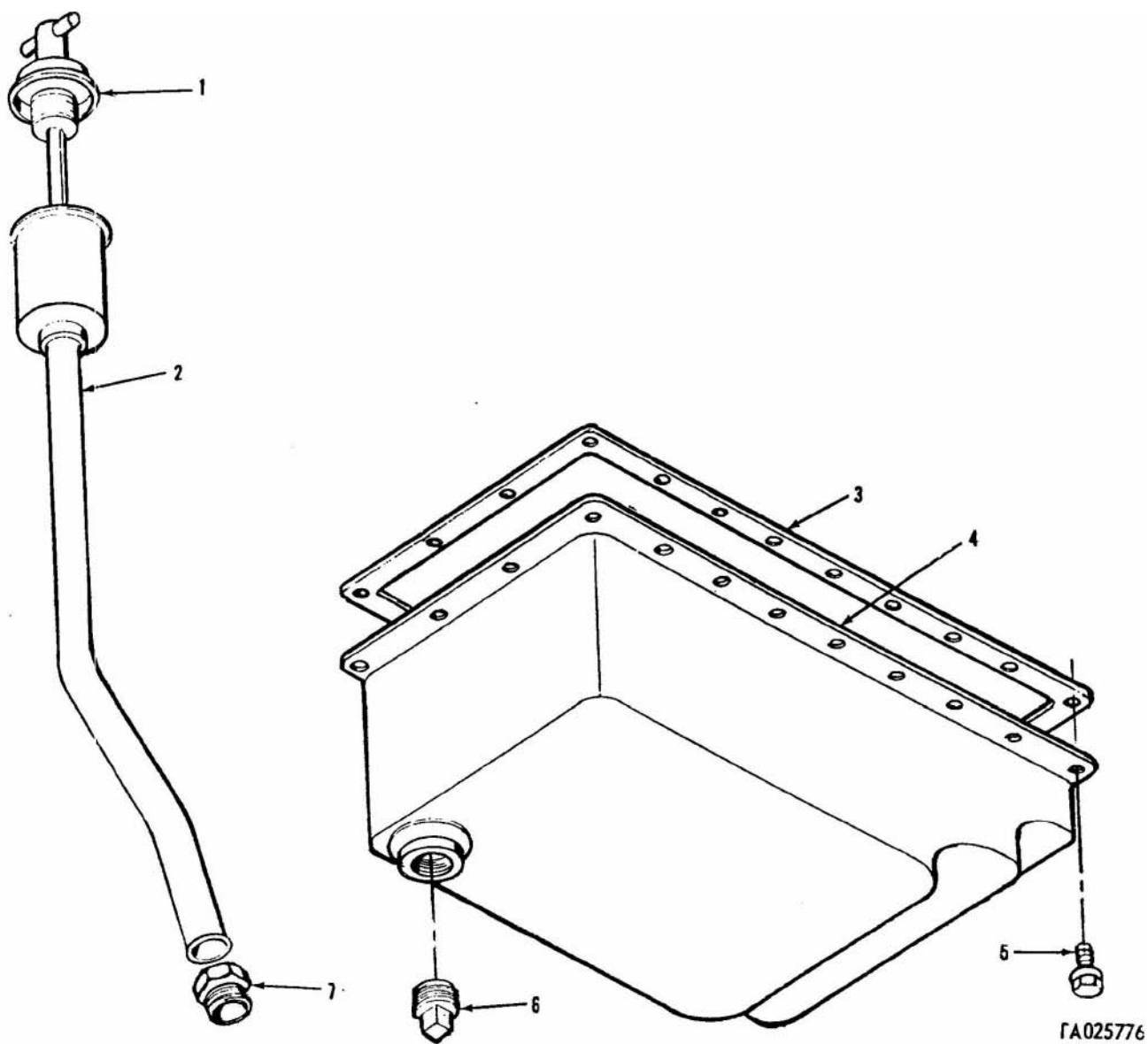
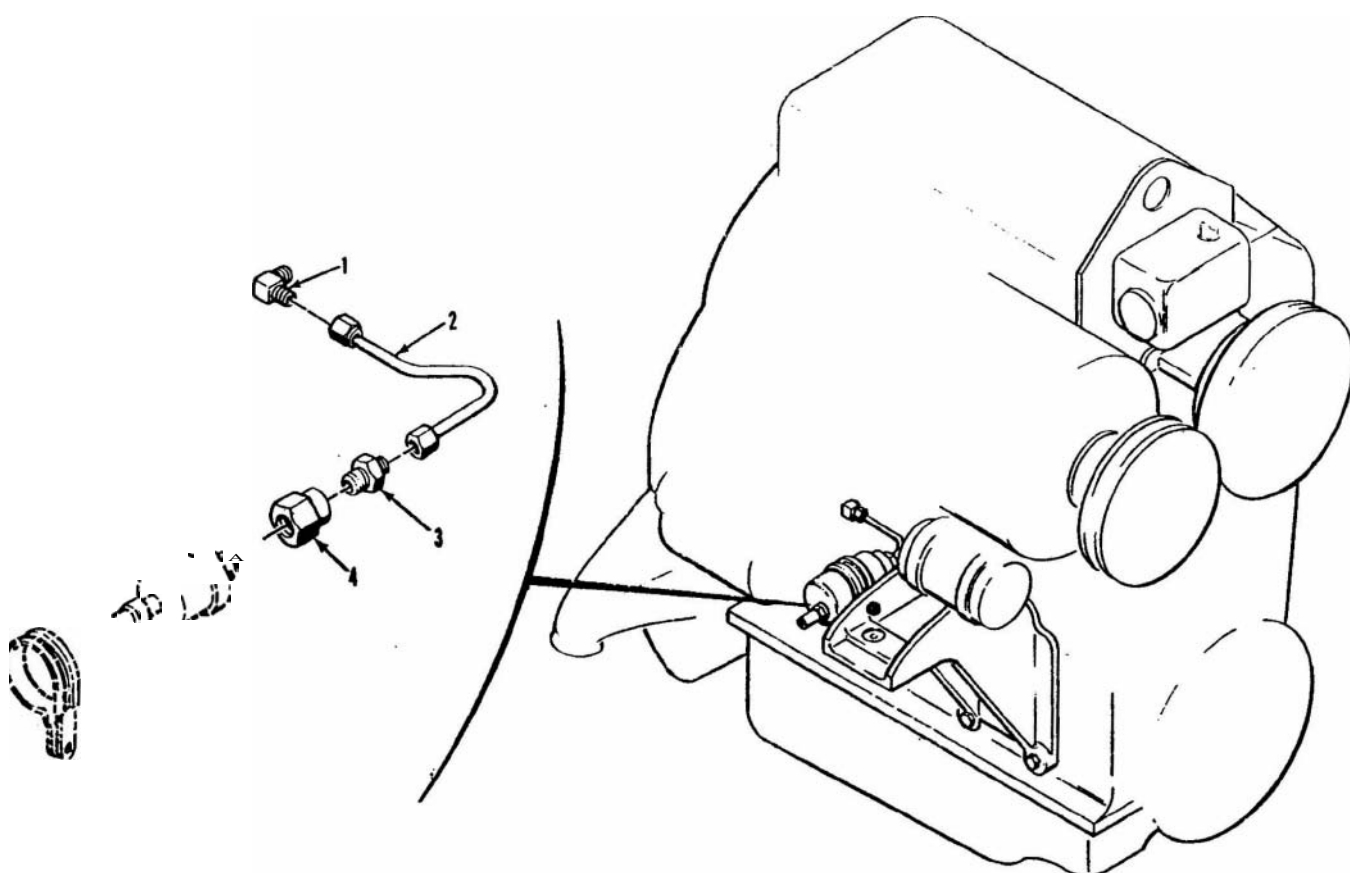


Figure 20. Oil pan and oil gage.

(1) Illustration		(2)	(3)	(4)	(5)	(6)	(7)	(8)
(a) Fig No.	(b) Item No.	SMR code	National stock No	Part No.	FSCM	Description Usable On Code	U N	Qty inc unit
21	1	PAOZZ	4730.00-334-5534	MS51815-2	96906	0106 EXTERNAL OIL LINES ELBOW, PIPE TO TUBE: 90 DEG, 1/8 IN. NPTF. 3/8 IN. 24 UNF-2A STRAIGHT THD (INCLUDES NUT (MS 39210-2) AND SLEEVE (MS 51825-2)) TUBE ASSEMBLY, METAL: OIL PRESSURE. FABRICATE FROM: 2-NUT, NSN 4730-00-817-1808, 1-SLEEVE, NSN 4730- 00-246-2762, 4.30 IN. TUBE, NSN 4710-00-350-9896 (SEE GROUP 9501) ADAPTER, STRAIGHT, PIPE TO TUBE: 1/8 NPTF, 3/8-24 UNF-2A (INCLUDES NUT (MS 39210-2) AND SLEEVE (MS51825-2)) REDUCER, PIPE:	EA	1
21	2	MOOZZ		11595270	19207		EA	1
21	3	PAOZZ	4730-00-336-9553	MS51819-2	96906		EA	1
21	4	PAOZZ	4730.00-260-1483	7191359	19204		EA	1

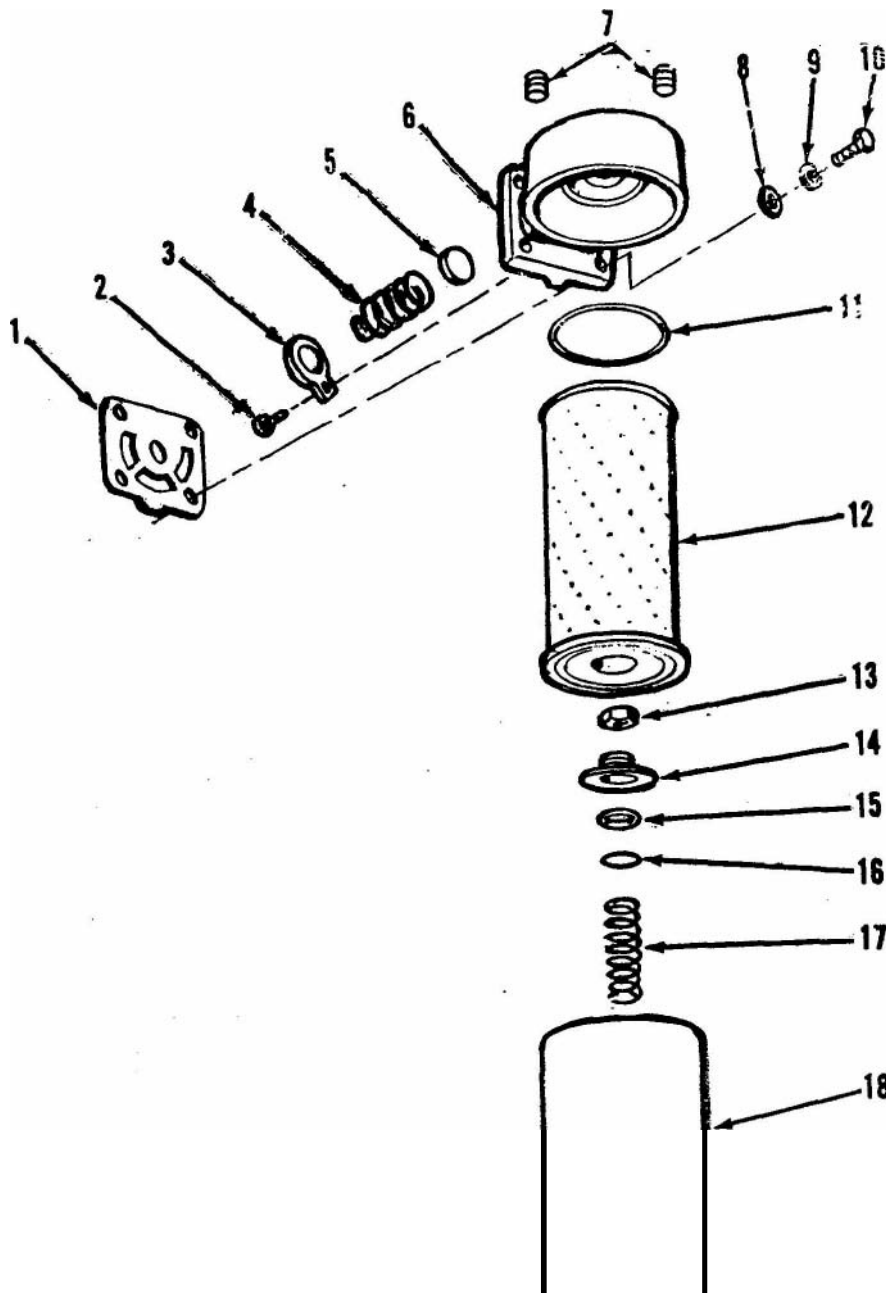


TA 025777

Figure 21. External oil lines.

Item	Qty	Item	SMR
No.		No.	code

		PAOZZ	5330-00-730-4298	1121205	72582	0106 OIL FILTER ASSEMBLY	
		PBOZZ	5303-00-930-3427	450865	21450	GASKET: ADAPTER, OIL FILTER, PART OF SET 5197345	
		PBOZZ	2815-00-905-7917	5134458	72582	SCREW, TAPPING, THREAD CUTTING:	
		PBOZZ	2815-00-930-3264	5134477	72582	RETAINER, SPRING, PRESSURE REGULATING.	
22	4	PAOZZ	2930-00-751-9009	5133431	72582	SPRING, VALVE, FILTER:	EA
22	5	PAOZZ	2815-00-131-5586	5134908	72582	VALVE: PRESSURE REGULATOR	EA
22	6	PAOZZ	4730-00-187-4207	8327194	72582	ADAPTER, OIL FILTER:	EA
22	7	PBOZZ	5310-00-080-6004	MS27183-14	19207	PLUG, PIPE:	EA
22	8	PAOZZ	5310-00-637-9541	MS35338-46	96906	WASHER, FLAT: S, CD PLTD, 0.406 IN. ID. 0.812 IN. OD, 0.065 IN. THK	EA
22	9	PAOZZ	5303-00-018-0127	179844	96906	WASHER, LOCK: S, CD PLTD, 3/8 IN.	EA
22	10	PAOZZ	5330-00-290-7860	5571024	72582	SCREW, CAP, HEXAGON HEAD:	EA
22	11	PAOZZ	2940-00-019-8087	5574978	72582	GASKET: SHELL	EA
22	12	PAOZZ	5310-00-136-5712	122366	72582	FILTER ELEMENT, FLUID, PRESSURE: WITH GASKET	EA
22	13	PBOZZ	5330-00-629-6340	5187309	72582	NUT, SPECIAL: CENTER STUD	EA
22	14	PBOZZ	5365-00-262-4701	5154538	72582	RETAINER, ELEMENT:	EA
22	15	PAOZZ	5330-00-604-8094	5187310	72682	SPACER, RING: ELEMENT	EA
22	16	PAOZZ	5360-00-801-8731	5187308	72582	PACKING, PREFORMED: RETAINER NUT	EA
22	17	PBOZZ			72582	SPRING, HELICAL, COMPRESSION: RETAINER, ELEMENT	EA
22	18	PAOZZ	2815-00-132-0669	5574906	72582	SHELL:	EA
22	19	PAOZZ	4820-00-360-8299	5570480	72582	VALVE, PLUG:	EA
22	20	PAOZZ	5330-00-833-0870	6437298	72682	GASKET:	EA
22	21	PBOZZ	5307-00-765-4215	5116427	72582	STUD, OIL FILTER CENTER:	EA

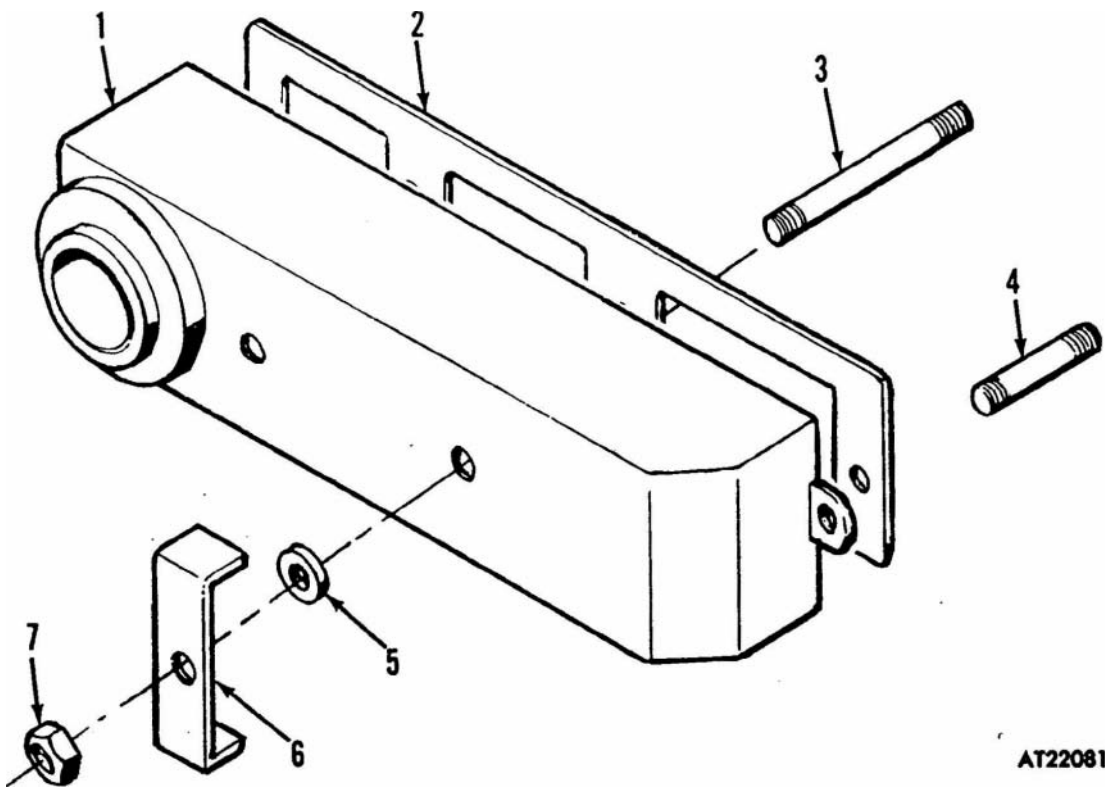


20

AT22080

Figure 22. Oil filter assembly.

(1) Illustration		(2)	(3)	(4)	(6)	(6)	(7)	(8)
(a) Fig. No	(b) Item No	SMR code	National stock No.	Part No.	FSCM	Description Usable On Code	Unit	Qty inc. unit
23	1	PAOZZ	2815.00-080-6547	5133850	72582	0108 EXHAUST MANIFOLD MANIFOLD, EXHAUST:	EA	1
23	2	PAOZZ	5330-00-780.5221	5116205	72582	GASKET: PART OF KIT 5198296, AND SET 5197340	EA	1
23	3	PAFZZ	5307-00-550-1879	5112899	72582	STUD, PLAIN:	EA	2
23	4	XDFZZ		5134365	72582	STUD, PLAIN:	EA	2
23	5	PAOZZ	5330-00-298-5555	MS35769-8	96906	GASKET: METALLIC 7/16 IN. ID., 11/16 IN. OD 3/32 IN. THK, PART OF SET 5197340	EA	2
23	6	PAOZZ	2815-00-080-6551	5134520	72582	CLAMP, MANIFOLD:	EA	2
23	7	PAOZZ	5310-00-880-7745	MS51968-11	96906	NUT, PLAIN, HEXAGON: S, CD PLTD, 7/16.24 UNF-2B	EA	4



AT22081

Figure 23. Exhaust manifold.

(1) Illustration		(2)	(3)	(4)	(5)	(6)	(7)	(8)
a) Fig. No.	b) Item No.	SMR code	National stock No.	Part No.	FSCM	Description Usable Oil Code	U M	Qty inc in unit
						GROUP: 02 CLUTCH		
						0200 CLUTCH ASSEMBLY AND RELATED PARTS		
24	1	PAFZZ	3110-00-108.9224	11601752	19207	BEARING, BALL, ANNULAR: PILOT	EA	1
24	2	PAFZZ	2520-00-081-5098	10945149	19207	DISK, CLUTCH:	EA	1
24	3	PAFZZ	2520-00-080-6584	10945148	19207	PLATE, CLUTCH	EA	1
24	4	PAFZZ	5310-00-637-9541	MS35338-46	96906	WASHER, LOCK: S, CD PLTD, 3/8 IN.	EA	26
24	5	PAFZZ	5306.00-088-6008	11601756	19207	BOLT, MACHINE: PRESSURE PLATE	EA	6
24	6	PAFZZ	2520-00-808-8428	11594774	19207	HOUSING ASSEMBLY, CLUTCH	EA	1
24	7	XAFZZ		11594641	19207	COVER, HOUSING:	EA	1
24	8	PAFZZ	5305-00-269-3213	MS90725-62	96906	SCREW, CAP, HEXAGON HEAD: S, CD PLTD, 3/8-16 UNC-2A, 1-1/4 IN. LG	EA	20
24	9	PAFZZ	5340-00-971-7625	KNH616	29372	INSERT, SCREW THREAD: HOUSING COVER 3/8	EA	7
24	10	XAFZZ		11595076	19207	HOUSING, CLUTCH:	EA	1
24	11	PAFZZ	5340-00-971-7644	K1\111813	29372	INSERT, SCREW THREAD: HOUSING, MOUNTING 1/2 x 13 UNC THREAD	EA	2
24	12	PAFZZ	5340-00-023.8375	10914630	19207	INSERT, SCREW THREAD: HOUSING, MOUNTING 5/8 x 11 UNC THREAD	EA	2

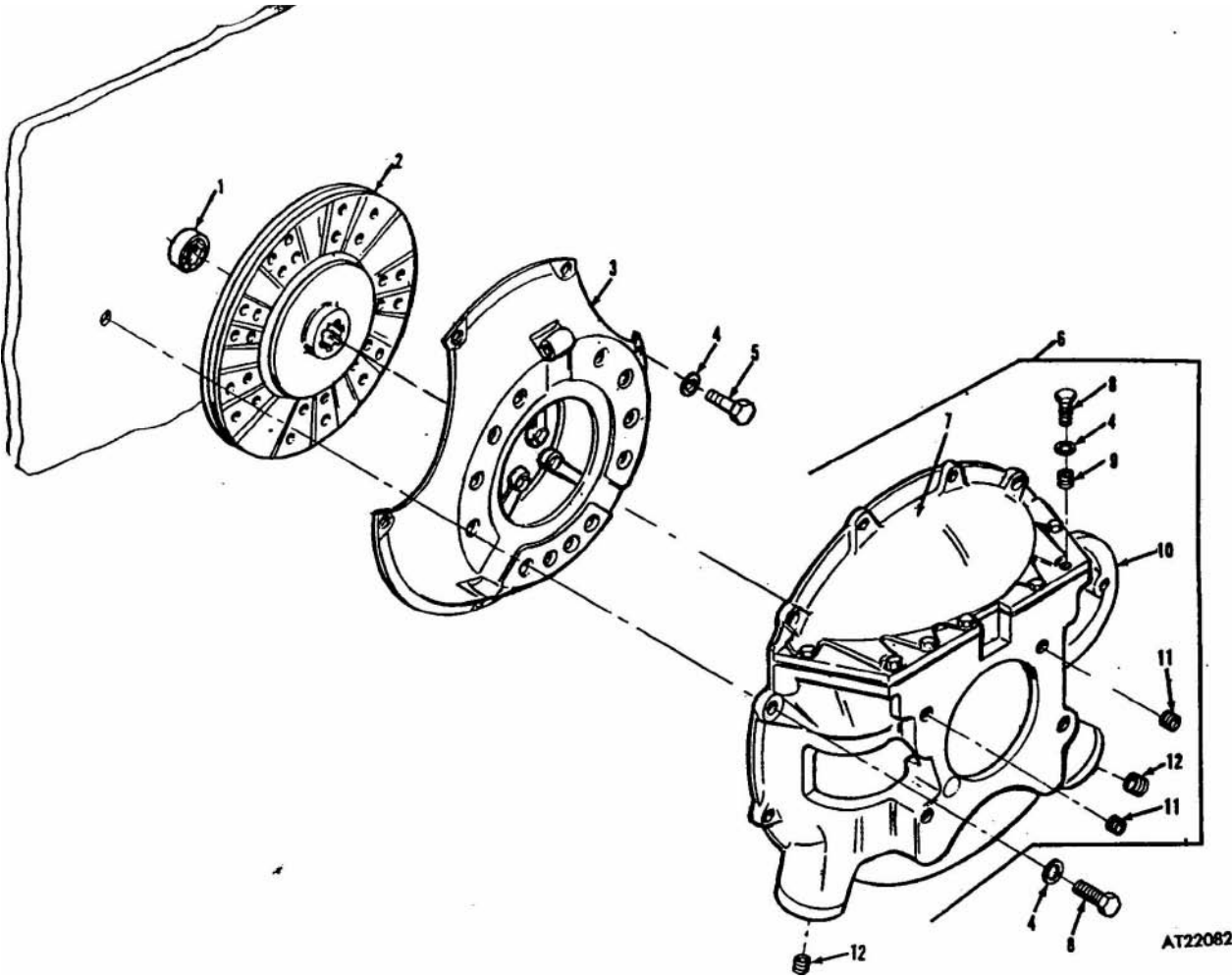
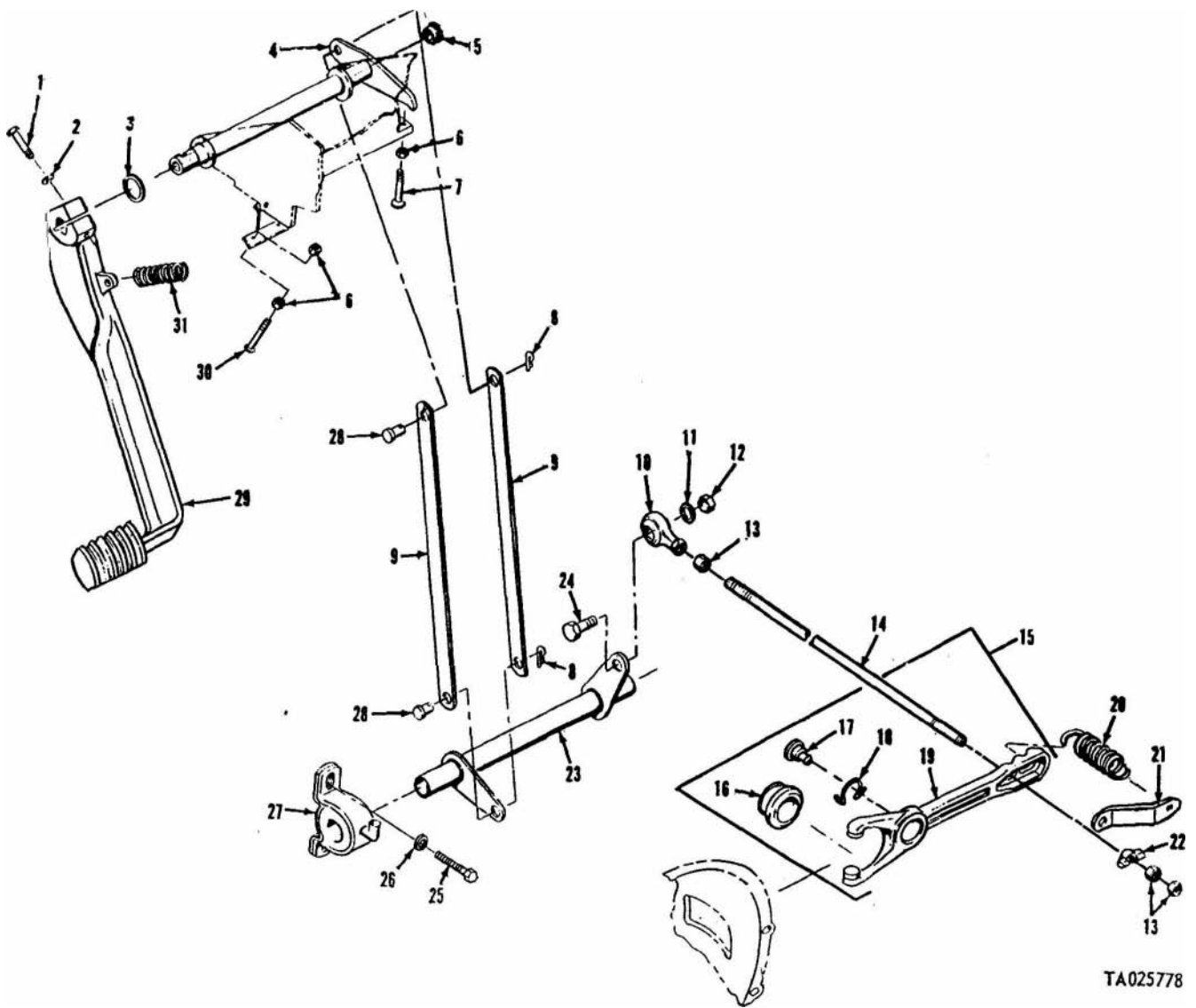


Figure 24. Clutch assembly and related parts.

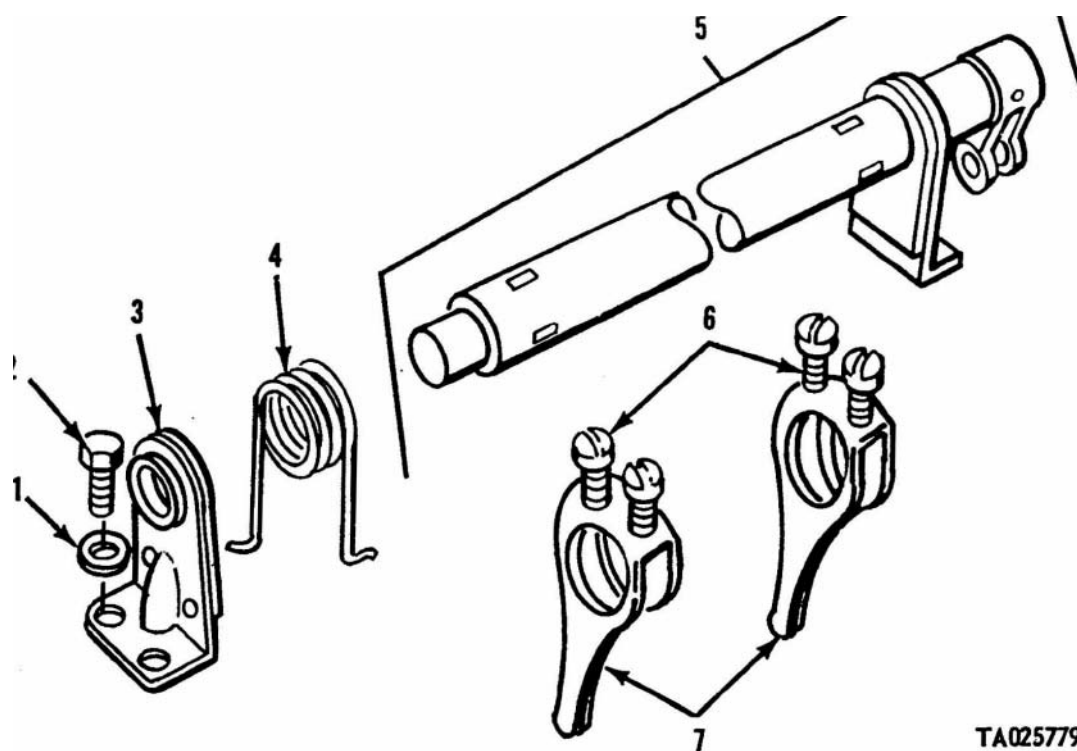
(1) Illustration		(2)	(3)	(4)	(5)	(6)	(7)	(8)
(a) Fig. No	(b) Item No	SMR code	National stock No.	Part No.	FSCM	Description Usable On Code	U M	Qty inc in unit
						0202 CLUTCH RELEASE MECHANISM CLUTCH LINKAGE AND RELATED PARTS		
25	1	PAOZZ	5306-00-225-8502	MS90725-38	96906	SCREW, CAP, HEXAGON HEAD: S, CD PLTD, 5/16-18 UNC-2A, 1-1/2 IN. LG	EA	1
25	2	PAOZZ	5310-00-407-9566	MS35338-45	96906	WASHER, LOCK: S, CD PLTD, 5/16 IN.	EA	1
25	3	PAOZZ	5310-00-823-8803	MS27183-21	96906	WASHER, FLAT: S, CD PLTD, 0.656 IN. ID, 1.312 IN. OD, 0.095 IN. THK	EA	1
25	4	PAOZZ	2540-00-247-3292	11659911	19207	SHAFT, CLUTCH PEDAL:	EA	1
25	5	PAOZZ	3120-00-133-6398	MS17796-77	96906	BEARING, SLEEVE: BR, 5/8 IN. ID, 3/4 IN. LG	EA	2
25	6	PAOZZ	5310-00-891-1709	MS35691-9	96906	NUT, PLAIN, HEXAGON: S, CD PLTD, 5/16-18 UNC-2B	EA	3
25	7	PAOZZ	5305-00-984-5680	MS35206-30C	96906	SCREW, MACHINE: S, CD PLTD, 5/16-18 UNC-1-1/2 IN. LG	EA	1
25	8	PAOZZ	5315-00-775-3911	7753911	19207	PIN, LOCK: CONTROL LINK	EA	2
25	9	PBOZZ	3040-00-406-9055	11659921	19207	CONNECTING LINK, RIGID	EA	2
25	10	PAOZZ	3120-00-809-6434	8741800-1	19207	BEARING, PLAIN ROD:	EA	1
25	11	PAOZZ	5310-00-959-467E	MS35340-46	96906	WASHER, LOCK: S, CD PLTD, 3/8 IN.	EA	1
25	12	PAOZZ	5310-00-785-1762	MS51968-9	96906	NUT, PLAIN, HEXAGON: S, CD PLTD, 3/8-24 UNF-2B	EA	1
25	13	PAOZZ	5310-00-975-207E	MS35691-21	96906	NUT, PLAIN, HEXAGON: S, CD PLTD, 3/8-24 UNF-2B	EA	3
25	14	XBOZZ		11595143	19207	ROD:	EA	1
25	15	PAFZZ	2520-00-080-6667	11601750	19207	FORK ASSEMBLY: RELEASE	EA	1
25	16	PAFZZ	2520-00-880-3928	11601725	19207	BEARING: RELEASE	EA	1
25	17	PAFZZ	5307-00-854-1751	3725240	11862	STUD, BALL: FORK,	EA	1
25	18	PAFZZ	5340-00-737-7028	7377028	19207	SPRING: FORK	EA	1
25	19	XAFZZ		11601750-1	19207	FORK: RELEASE	EA	1
25	20	PAOZZ	5360-00-998-8130	MS24586-299	96906	SPRING, HELICAL, EXTENSION: S, 0.850 IN. OD	EA	1
25	21	XBOZZ		11595079	19207	BRACKET:	EA	1
25	22	PAOZZ	5310-00-602-6363	3765322	11862	NUT, PLAIN, HEXAGON: FORK ADJUST	EA	1
25	23	PAOZZ	3040-00-563-4955	11659924	19207	BELL CRANK:	EA	1
25	24	PAOZZ	6305-00-269-2807	MS90726-64	96906	SCREW, CAP, HEXAGON HEAD: S, CD PLTD, 3/8-24 UNF-2A, 1-1/2 IN. LG	EA	1
25	25	PAOZZ	5306-00-225-9087	MS90726-32	96906	SCREW, CAP, HEXAGON HEAD: S, CD PLTD, 5/16-24 UNF-2A, 3/4 IN. LG	EA	4
25	26	PAOZZ	5310-00-959-4679	MS35340-45	96906	WASHER, LOCK: S, CD PLTD, 5/16 IN.	EA	4
25	27	PAOZZ	2520-00-079-8351	11601587-1	19207	HOUSING, BEARING UNIT: PILLOW BLOCK	EA	2
25	28	PAOZZ	5315-00-081-7028	MS20392-5C17	96906	PIN, STRAIGHT, HEADED: S, CD PLTD, 3/8 IN. OD, 25/32 IN. LG	EA	2
25	29	PAOZZ	2540-00-247-3293	11659918	19207	PEDAL, CONTROL:	EA	1
25	30	PAOZZ	5305-00-984-5695	MS35206-302	96906	SCREW, MACHINE: S, CD PLTD, 5/16-18 UNC-2A, 2 IN. LG	EA	1
25	31	PAOZZ	5360-00-404-0786	11660005	19207	SPRING, HELICAL, EXTENSION: PEDAL RETURN	EA	1



TA025778

Figure 25 Clutch linkage and related parts.

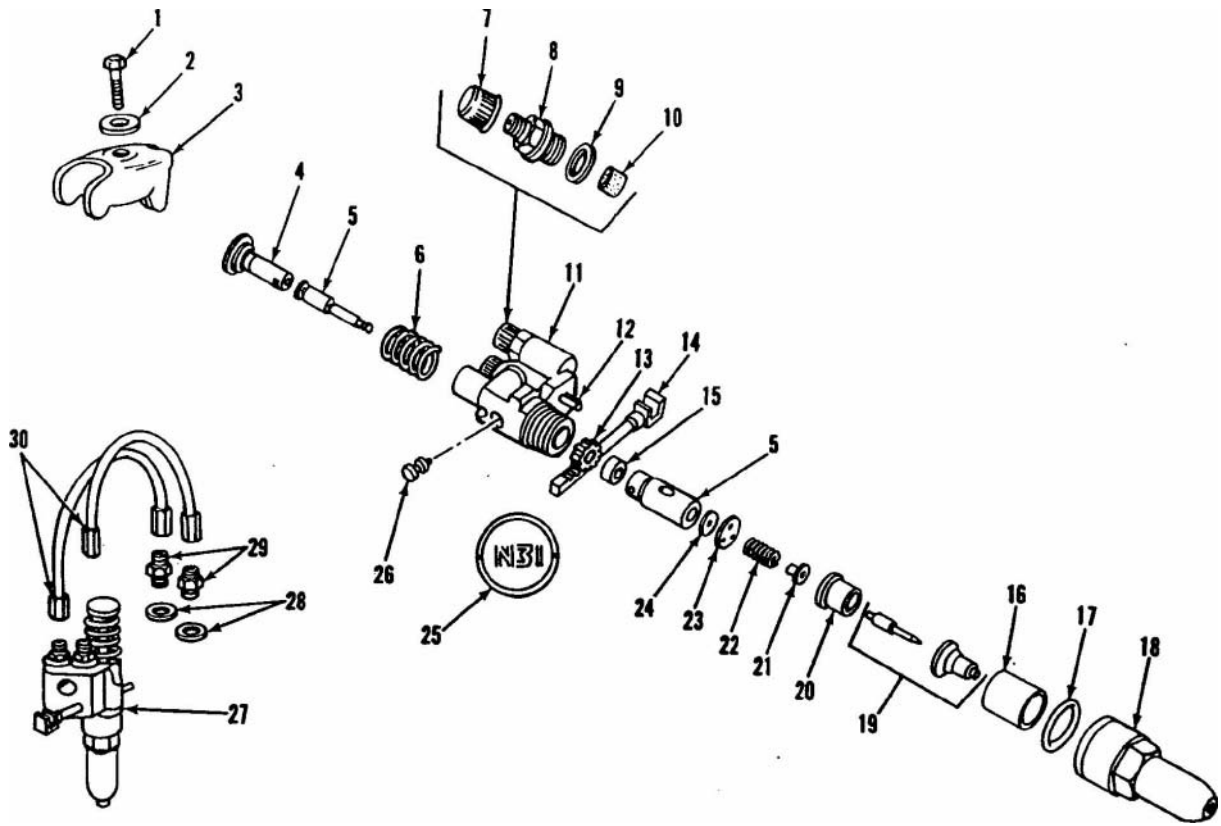
(1) Illustration		(2)	(3)	(4)	(5)	(6)	(7)	(8)
(a) Fig No	(b) Item No.	SMR code	National stock No.	Part No.	FSCM	Description Usable On Code	U / M	Qty. inc. unit
						GROUP: 03 FUEL SYSTEM		
						0301 FUEL INJECTOR RACK CONTROLS		
26	1	PAFZZ	5310-00-582-5965	MS35338-44	96906	WASHER, LOCK: S, CD PLTD, 1/4 IN.	EA	4
26	2	PAFZZ	5305-00-068-7837	MS90728-5	96906	SCREW, CAP, HEXAGON HEAD: S, CD PLTD, 1/4-20 UNC- 2A, 5/8 IN. LG	EA	4
26	3	PAFZZ	2815-00-921-5343	5116264	72582	BRACKET: TUBE	EA	2
26	4	PAFZZ	5360-00-055-2657	5116265	72582	SPRING, HELICAL, TORSION: TUBE	EA	1
26	5	PAFZZ	2910-00-079-8575	5195971	72582	TUBE ASSEMBLY: CONTROL	EA	1
26	6	PAFZZ	5305-00-272-2080	5176228	72582	SCREW, MACHINE: TUBE RACK LEVER	EA	6
26	7	PAFZZ	2910-00-775-1380	5115322	72582	LEVER ASSEMBLY: TUBE RACK	EA	3



TA025779

Figure 26. Fuel injector rack controls.

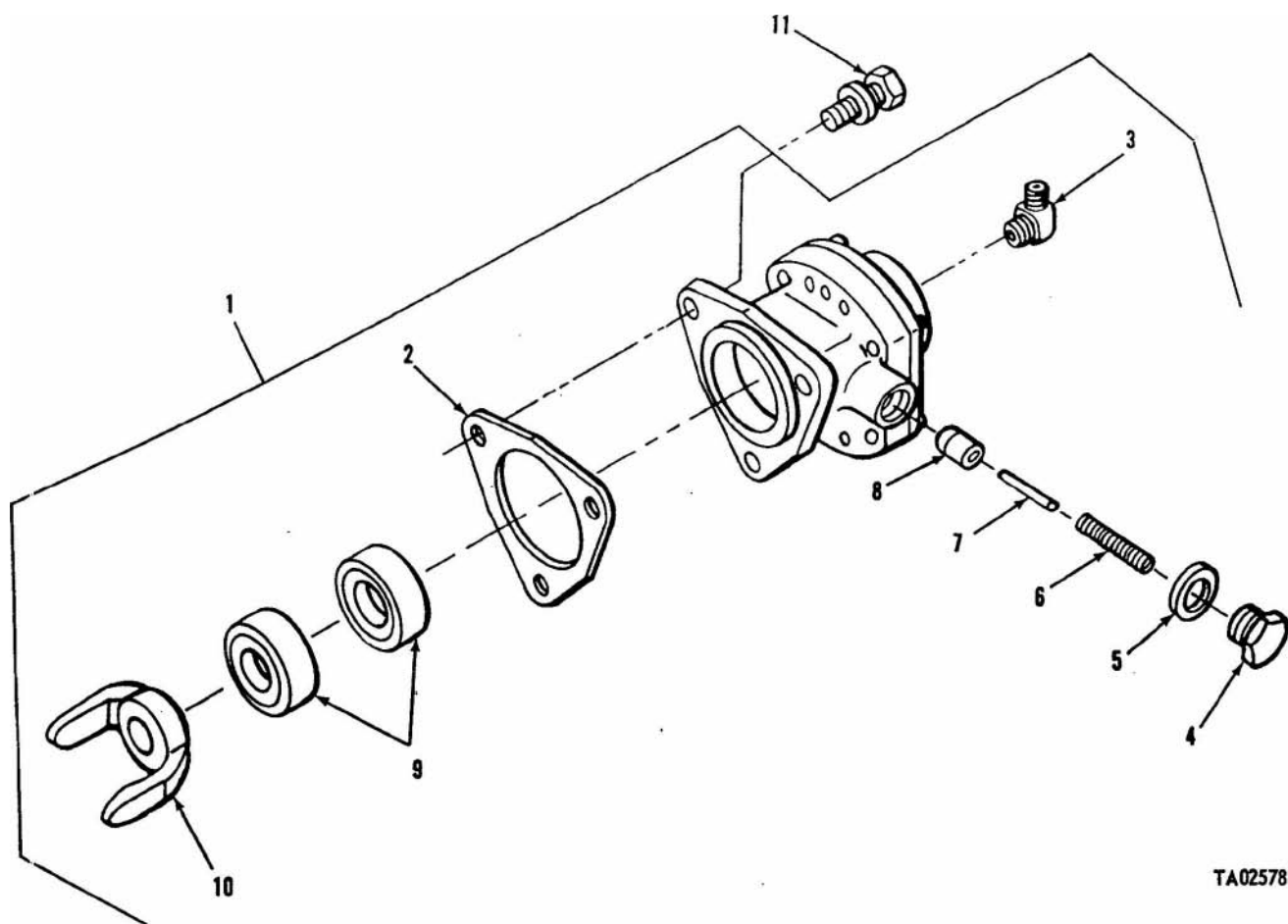
(1) Illustration		(2)	(3)	(4)	(5)	(6)	(7)	(8)
(a) Fig No.	(b) Item No.	SMR code	National stock No.	Part No.	FSCM	Description Usable On Code	U ' M	Qty Inc ir unit
27	1	PAFZZ	5305-00-269-3216	MS90725-66	96906	0301 FUEL INJECTOR ASSEMBLY SCREW, CAP, HEXAGON HEAD: 5, CD PLTD, 3/846 UNC- 2A, 2 IN. LG	EA	3
27	2	PAFZZ	5310-00-276-3015	5150250	72582	WASHER, CONVEX: CLAMP	EA	3
27	3	PAFZZ	2910-00-735-6187	5121259	72582	CLAMP:	EA	1
27	4	PAHZZ	2910-00-126-9713	6207440	19207	GUIDE, FOLLOWER	EA	1
27	5	PAHZZ	2910-00-903-0910	5228749	72682	PLUNGER ASSEMBLY:	EA	1
27	6	PAHZZ	5360-00-792-9771	5228739	72582	SPRING, HELICAL, COMPRESSION:	EA	1
27	7	PAHZZ	5340-00-515-0525	5226414	72582	CAP, PROTECTIVE, DUST AND MOISTURE SEAL, PART OF KIT 5228701	EA	2
27	8	PAHZZ	2910-00-937-0229	5228588	72582	CAP, FUEL PUMP:	EA	2
27	9	PAHZZ	5365-00-255-0296	5226186	72582	SPACER, RING: FILTER CAP, PART OF KIT 5228701	EA	2
27	10	PAHZZ	2910-00-374-4929	5247880	19207	ELEMENT, FILTER: PART OF KIT 5228701	EA	2
27	11	PAHZZ	2910-00-833-1000	5228583	72582	BODY ASSEMBLY:	EA	1
27	12	PAHZZ	5315-00-209-7977	5226416	72682	PIN, STRAIGHT, HEADLESS:	EA	1
27	13	PAHZZ	3020-00-272-6038	6207436	19207	GEAR, SPUR:	EA	1
27	14	PAHZZ	2910-00-126-9712	5247879	19207	RACK:	EA	1
27	15	PAHZZ	6365-00-849-2283	5228586	72582	SPACER, SLEEVE:	EA	1
27	16	PAHZZ	2910-00-608-0486	5228109	72682	DEFLECTOR:	EA	1
27	17	PAHZZ	5330-00-364-3434	5226664	72582	PACKING PREFORMED: PART OF KIT 5228701	EA	1
27	18	PAHZZ	2910-00-833-1012	5228601	72582	NUT, VALVE:	EA	1
27	19	PAHZZ	2910-00-982-9374	52228794	72582	TIP ASSEMBLY, SPRAY:	EA	1
27	20	PAHZZ	5340-00-759-0542	5228594	72682	CAGE, VALVE SPRING:	EA	1
27	21	PAHZZ	5340-00-837-8448	5228766	72582	SEAT, HELICAL COMPRESSION: VALVE SPRING, PART OF KIT 5228769	EA	1
27	22	PAHZZ	5360-00-986-7304	5228596	72582	SPRING, HELICAL COMPRESSION: VALVE, PART OF KIT 5228769	EA	1
27	23	PAHZZ	2910-00-034-3918	5228696	72582	CAGE, VALVE:	EA	1
27	24	XDHZZ	2910-00-838-9696	5228694	72682	VALVE:	EA	1
27	25	PAHZZ	2910-00-707-1253	5228811	72582	TAG:	EA	1
27	26	PAFFF	2910-00-073-3011	5228608	72582	PIN, STOP:	EA	1
27	27	PAFZZ	5310-00-193-9753	5228783	72582	INJECTOR ASSEMBLY:	EA	3
27	28	PAFZZ	4730-00-142-1278	5152148	72682	WASHER, FLAT: CONNECTOR	EA	6
27	29	PAFZZ	2910-792-8984	5152138	72582	ADAPTER, STRAIGHT, TUBE TO BOSS: CONNECTOR	EA	6
27	30	PAHZZ	2910-00-073-3010	5116204	72582	TUBE ASSEMBLY, METAL: INLET AND OUTLET	EA	6
27	—			5228701		KIT, INJECTOR: OVERHAUL COMPOSED OF:	EA	1
27	7					CAP, PROTECTIVE, DUST AND MOISTURE SEAL	EA	6
27	9					SPACER, RING: FILTER CAP	EA	6
27	10					ELEMENT, FILTER:	EA	6
27	17	PAHZZ	2910-00-920-7580			PACKING, PREFORMED:	EA	3
27	—			5228769	72582	PARTS KIT, INJECTOR: VALVE COMPOSED OF:	EA	1
27	21					SEAT, HELICAL COMPRESSION: VALVE SPRING	EA	3
27	22	PAOZZ	2910-00-175-925C			SPRING, HELICAL COMPRESSION: VALVE	EA	



TA 025780

Figure 27. Fuel injector assembly.

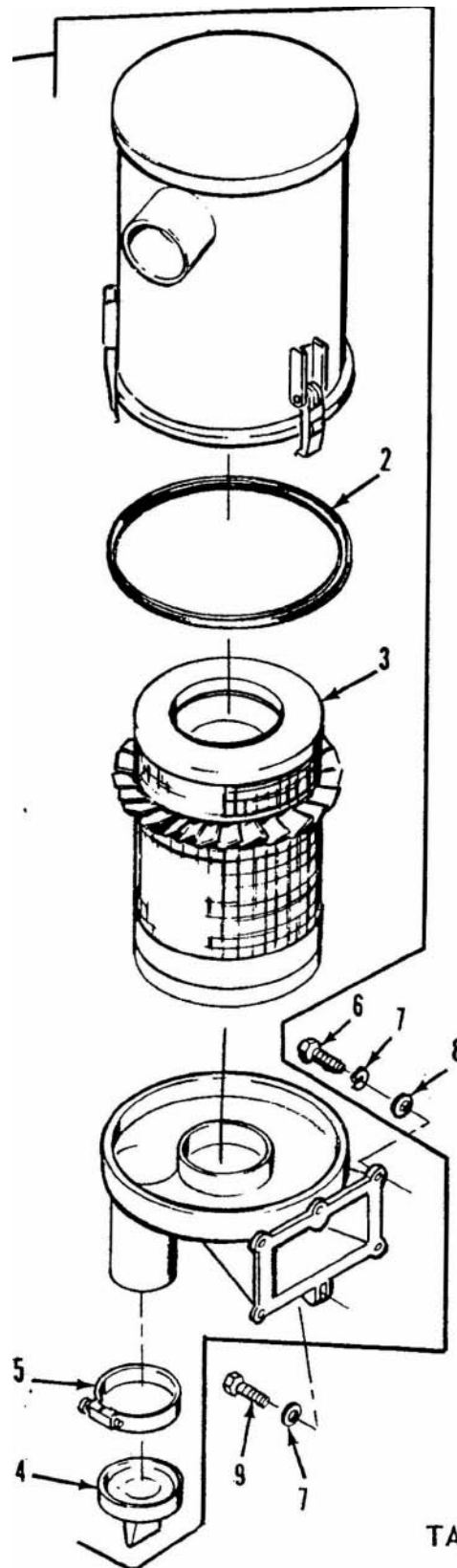
(1) Illustration		(2)	(3)	(4)	(5)	(6)	(7)	(8)
(a) Fig. No.	(b) Item No.	SMR code	National stock No.	Part No.	FSCM	Description Usable On Code	U M	Qty inc. in unit
28	1	PAOZZ	5330-00-212-6290	5199560	72582	0302 FUEL PUMP ASSEMBLY	EA	1
28	2	PAOZZ	4730-00.990-9800	5150193	24617	PUMP ASSEMBLY, FUEL:	EA	1
28	3			MS39202-6	96906	GASKET:	EA	1
						ELBOW, PIPE TO TUBE: S, CD PLTD, 1/4 NPTF, 5/8-18 UNF-2A		
28	4	PAOZZ	5365-00-354-1308	5174971	72582	PLUG, MACHINE THREAD: VALVE	EA	1
28	5	PAOZZ	5330-00-599-5577	5161003	72582	GASKET: VALVE PLUG, PART OF SET 5197340	EA	1
28	6	PAOZZ	5360-00-664-7850	5184530	72582	SPRING, HELICAL, COMPRESSION:	EA	1
28	7	PAOZZ	5315-00-010-3709	103709	72582	PIN, STRAIGHT, HEADLESS: RELIEF VALVE	EA	1
28	8	PAOZZ	2910-00-624-0736	5174973	72582	VALVE, RELIEF:	EA	1
28	9	PAOZZ	5330-00-178-3773	36143 15	01359	SEAL, PLAIN, ENCASED:	EA	2
28	10	PAOZZ	2815-00-103-2216	5121398	72582	FORK, COUPLING:	EA	1
28	11	PAOZZ	5306-00-613-9396	7744063	19207	BOLT, ASSEMBLED WASHER: MOUNTING	EA	3



TA025781

Figure 28. Fuel pump assembly.

(1) Illustration		(2)	(3)	(4)	(5)	(6)	(7)	(8)
Fig No.	Item No.	SMR code	Nat onal stock No.	Part No.	FSCM	Description Usable On Code	U M	Qt inc in it
						0304 AIR CLEANER AND RELATED PARTS		
29	1	XBOZZ		11601345	19207	AIR CLEANER ASSEMBLY:	EA	1
29	2	PAOZZ	5330.00-765-1834	11602010	19207	PACKING, PREFORMED:	EA	1
29	3	PAOZZ	2940-00-169.2835	1160316	19207	FILTER, ELEMENT:	EA	1
29	4	PAOZZ	2940.00-080-7140	11602009	19207	VALVE, VACUATOR: BASE	EA	1
29	5	PAOZZ	4730.00-908-6292	MS35842-14	96906	CLAMP, HOSE: S, CORROS, 2-3/4-3-1/2 IN. DIA	EA	1
29	6	PAOZZ	5305-00-269.3213	MS90725-62	96906	SCREW, CAP, HEXAGON HEAD: S, CD PLTD, 3/8-16 UNC- 2A, 1-1/4 IN, LG	EA	5
29	7	PAOZZ	5310.00-637-9541	MS35338-46	96906	WASHER, LOCK: S, CD PLTD, 3/8 IN.	EA	5
29	8	PAOZZ	5310.00-080-6004	MS27183-14	96906	WASHER, FLAT: S, CD PLTD, 0.406 IN. ID, 0.812 IN. OD, 0.065 IN. THK	EA	6
29	9	PAOZZ	5305-00.269.3211	MS90725.60	96906	SCREW, CAP, HEXAGON HEAD: S, CD PLTD, 3/8-16 UNC- <u>2A, 1 IN. LG</u>	EA	1



TA025782

Figure 29. Air cleaner and related parts.

(1) Illustration		(2)	(3)	(4)	(5)	(6)	(7)	(8)
(a) Fig. No.	(b) Item No.	SMR code	National stock No.	Part No.	FSCM	Description Usable On Code	U M	Qty inc in unit
30	1	PAOZZ	4730-00-177-1775	444038	21450	0304 AIR CLEANER INDICATOR AND RELATED PARTS	EA	1
30	2	PAOZZ	4730.00-336-9553	MS51819-2	96906	ELBOW, PIPE: CONNECTOR ADAPTER STRAIGHT, PIPE TO TUBE: S, CD PLTD, 1/8 IN. NPTF, 3/8-24 UNF-2A	EA	1
30	3	PAOZZ	5310.00-913-7020	MS51968-3	96906	NUT, PLAIN, HEXAGON: S, CD PLTD, 1/4-28 UNF-2B	EA	2
30	4	PAOZZ	5310-00-809-4058	MS27183-10	96906	WASHER, FLAT: S, CD PLTD, .281 IN. ID, 0.625 IN. OD, 0.065 IN. THK	EA	2
30	5	XBOZZ	5325-00-060-0976	11595756	19207	BRACKET, INDICATOR:	EA	1
30	6	PAOZZ		MS35490-7	96906	GROMMET, RUBBER: 1/4 IN. ID, 1 IN. OD, 1/4 IN. THK	EA	1
30	7	PAOZZ		MS35207-279	96906	SCREW, MACHINE: S, CD PLTD, 1/4-28 UNF-2A , 1/2 IN. LG	EA	2
30	8	PAOZZ		MS90726-E	96906	SCREW, CAP, HEXAGON HEAD: S, CD, PLTD, 1/4-26 UNF-2A , 5/8 IN. LG	EA	2
30	9	PAOZZ		MS53063-2	96906	INDICATOR, CONDITION: MAX PRESSURE 20 LBS.	EA	1
30	10	MOOZZ	2940-00-908-4696	11595757	19207	TUBE ASSEMBLY, METAL: INDICATOR FABRICATE FROM (2) SLEEVE, NSN 4730-00-246-2762, (2) NUT, NSN 4730-00-484-3473 , AND TUBE, NSN 4710-00-350-9896, 11.57 IN. LG. (SEE GROUP 9501)	EA	2
30	11	PAOZZ	4730-00-081-9123	MS39201-2	97906	NIPPLE, TUBE: S, CD PLTD, 3/8-24 UNF-2A, 49/64 IN. LG.	EA	4
30	12	MOOZZ		11595235	19207	TUBE ASSEMBLY, METAL: FABRICATE FROM (2) SLEEVE, NSN 4730-00-246-2762, (2) NUT, SNS 4730-00-484-3473 , AND TUBE, NSN 4710-00-350-9896, 29.63 IN. LO. (SEE GROUP 9501)	EA	1
30	13	PAOZZ	5340-00-282-7519	MS21333-34	96906	CLAMP, LOOP: S, CD PLTD, 1/4 IN. ID	EA	6
30	14	PBOZZ	5365-00-218-1460	1159064	19207	SPACER, SLEEVE:	EA	6
30	15	PAOZZ	5305-00-267-8974	MS90726-B	96906	SCREW, CAP, HEXAGON HEAD: S, CD PLTD , 1/4-28 UNF-2A , 1 IN. LG.	EA	6
30	16	MOOZZ		11696236	19207	TUBE ASSEMBLY, METAL: FABRICATE FROM (2) SLEEVE, NSN 4730-00-246-2762 , (2) NUT, NSN 4730-00-484-3473, AND TUBE, NSN 4710-00-350-9896, 33.32 IN. LG. (SEE GROUP 9501)	EA	1
30	17	MOOZZ		11595237	19207	TUBE ASSEMBLY, METAL: FABRICATE FROM (2) SLEEVE, NSN 4730-00-246-2762 , (2) NUT, NSN 4730-00-484-3473 , AND TUBE, NSN 4710-00-350-9896, 64.22 IN. LG. (SEE GROUP 9501)	EA	1
30	18	PAOZZ	4720-00-081-9126	11595169	19207	HOSE ASSEMBLY, NONMETALLIC:	EA	1
30	19	PAOZZ	2940-00-081-9821	8712160	19207	CONNECTOR: ELBOW TO HOSE	EA	1

TM 9-2320-242-34P

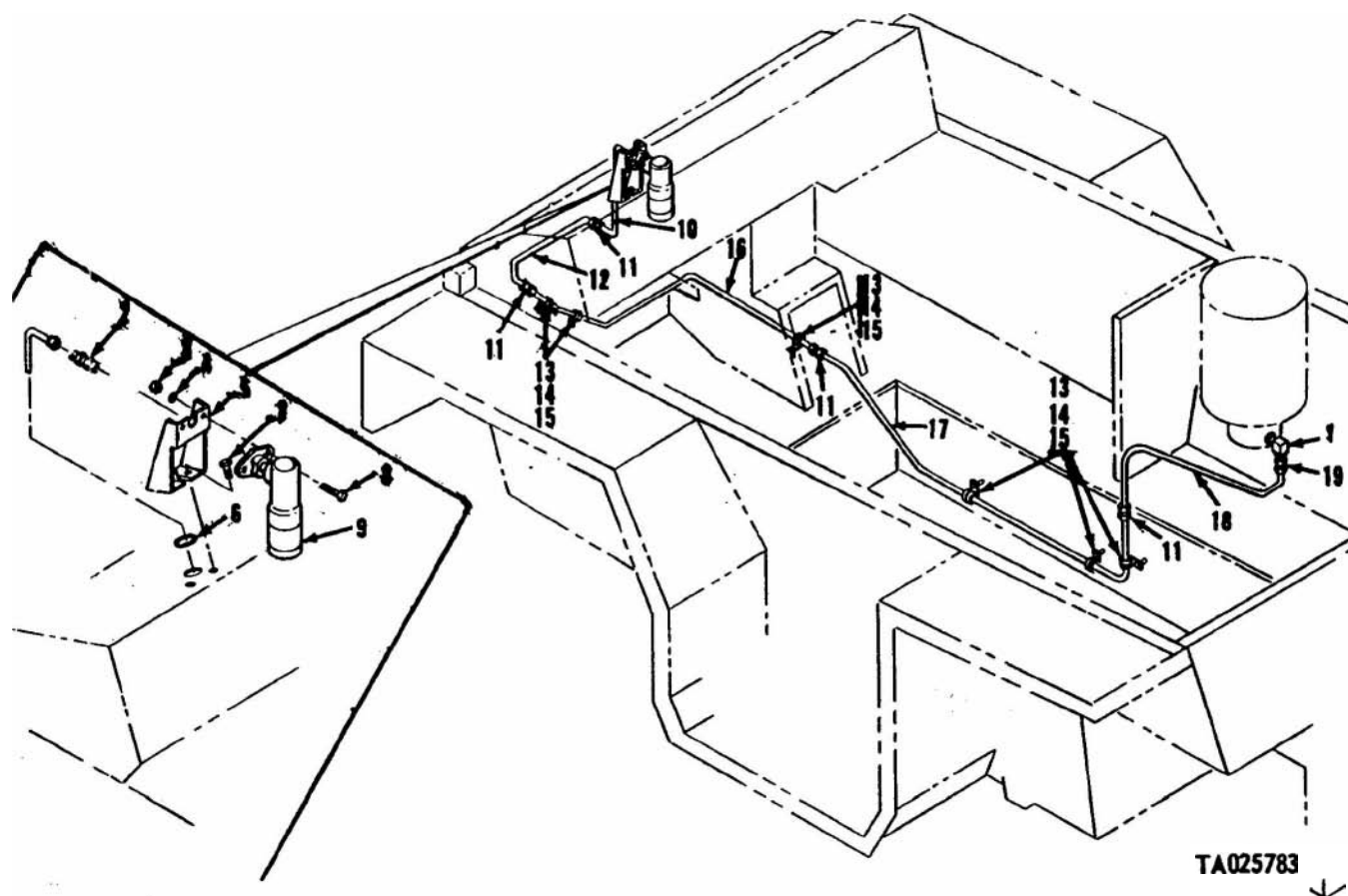


Figure 30. Air cleaner indicator and related parts.

(1) Illustration		(2)	(3)	(4)	(5)	(6)	(7)	(8)
a. Fig No.	b. Item No.	SMR code	National stock No.	Part No.	FSCM	Description Usable On (code)	U M	Qty inc in unit
						0305 BLOWER		
31	1	PAFFF	2815-00-103.4548	6139305	72682	BLOWER ASSEMBLY:	EA	1
31	2	PAFZZ	5330-00-996-3720	5196053	72582	GASKET: AIR INLET, PART OF KIT 5198041, AND SET 5197340	EA	1
31	3	PAFZZ	5306-00-886.6659	5121464	72582	BOLT: BLOWER MOUNTING	EA	4
31	4	PAHZZ	2815-00-079.8421	5134924	72582	SEAL: END PLATE, HOUSING, PART OF KIT 5198038	EA	4
31	5	PAFZZ	5310-00-780-8116	5131913	72582	WASHER, FLAT:	EA	4
31	6	PAFZZ	5306-00-998-6469	5116150	72582	BOLT: BLOWER MOUNT ' '	EA	4
31	7	PAHZZ	5305-00-020.4440	117297	72582	SCREW: END	EA	4
31	8	PAHZZ	2990-00-966-9141	5127077	72682	WASHER, THRUST: ROTOR	EA	2
31	9	PAHZZ	5306-00-022-1950	MS35763-1032	96906	BOLT, SELF-LOCKING: S, CD PLTD, 3/8 24 UNF-2A, 7/8 IN. LG	EA	2
31	10	PAHZZ	2835-00-103-2217	5116173	72582	PLATE, THRUST: ROTOR	EA	1
31	11	PAHZZ	5306-00-940.9062	9409062	72582	BOLT, SELF-LOCKING: THRUST PLATE, ROTOR	EA	3
31	12	PAFZZ	5330-00-792.8977	5119433	72682	GASKET: COVER, END PLATE, PART OF KITS 5198041 AND 5198038, AND SET 5197340	EA	2
31	13	PAHZZ	2950-00-849-2111	5119429	72582	COVER, ACCESS: HOUSING	EA	1
31	14	PAHZZ	2950-00-849-2110	5119394	72582	PLATE, REINFORCEMENT: LARGE	EA	2
31	15	PAHZZ	3930-00-057-8411	273163	72682	BOLT: 3/8 X 24	EA	4
31	16	PAHZZ	5365-00-849.2105	5119395	72582	SPACER: PLATE, SMALL	EA	2
31	17	PAHZZ	2815-00-921.5340	5116170	72682	SPACER: THRUST PLATE, ROTOR	EA	3
31	18	PAHZZ	2990-00-079-8611	5134914	72582	PLATE: HOUSING COVER	EA	1
31	19	PAFZZ	5330-00-792-8976	6116296	72682	GASKET: HOUSING, PART OF KITS 5198041 AND 5198038, AND SET 6197340	EA	1
31	20	PAHZZ	2990-00-831-3855	5139297	72582	ROTOR ASSEMBLY: BLOWER	EA	2
31	21	PAHZZ	2990-00-080-9765	5139299	72582	PLATE ASSEMBLY: HOUSING	EA	1
31	22	PAHZZ	2815-00-922.2016	5116168	72582	SPACER: ENGINE DRIVE GEAR, PART OF KIT 5198038	EA	2
31	23	PAHZZ	5365-00-819-4875	5116164	72582	SHIM: ROTOR 0.002, PART OF KIT 5198038	FA	3
31	24	PAHZZ	5365-00-816-9144	5116165	72582	SHIM: ROTOR 0.003, PART OF KIT 5198038	EA	3
31	25	PAHZZ	5365-00-902.7803	5116166	72582	SHIM: ROTOR 0.004, PART OF KIT 5198038	EA	3
31	26	PAHZZ	5365-00-902.7804	5116167	72582	SHIM: ROTOR 0.005, PART OF KIT 5198038	EA	3
31	27	PAHZZ	2990-00-792-8980	5119195	72582	GEAR, SPUR: ROTOR, L.H. HELIX	EA	1
31	28	PAHZZ	2990-00-792-8979	5119194	72582	GEAR, SPUR: ROTOR, R.H. HELIX	EA	1
31	29	PAHZZ	5306-00-940-9018	8350591	19207	BOLT, SELF-LOCKING: GEAR, ROTOR	EA	2
31	30	KFHAA		5121403	72582	WASHER: GEAR, ROTOR PART OF KIT 5198038	EA	2
31	31	XAHZZ		5119391	72582	HOUSING ASSEMBLY:	EA	1

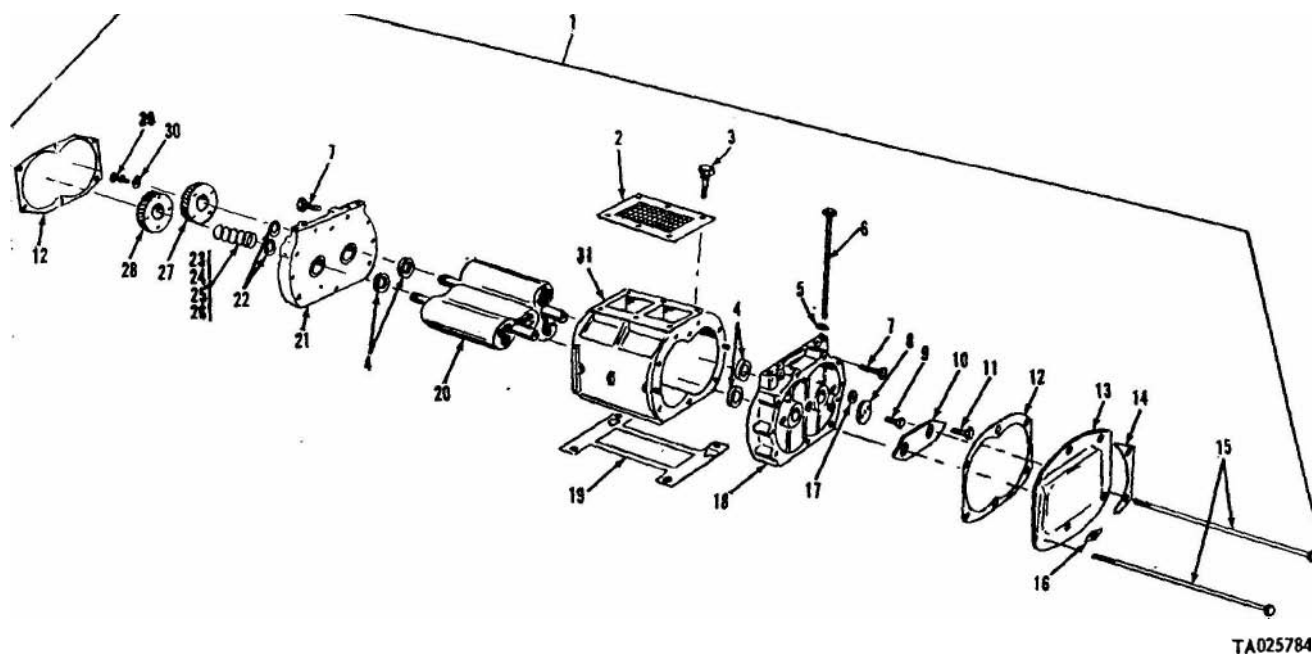


Figure 31. Blower.

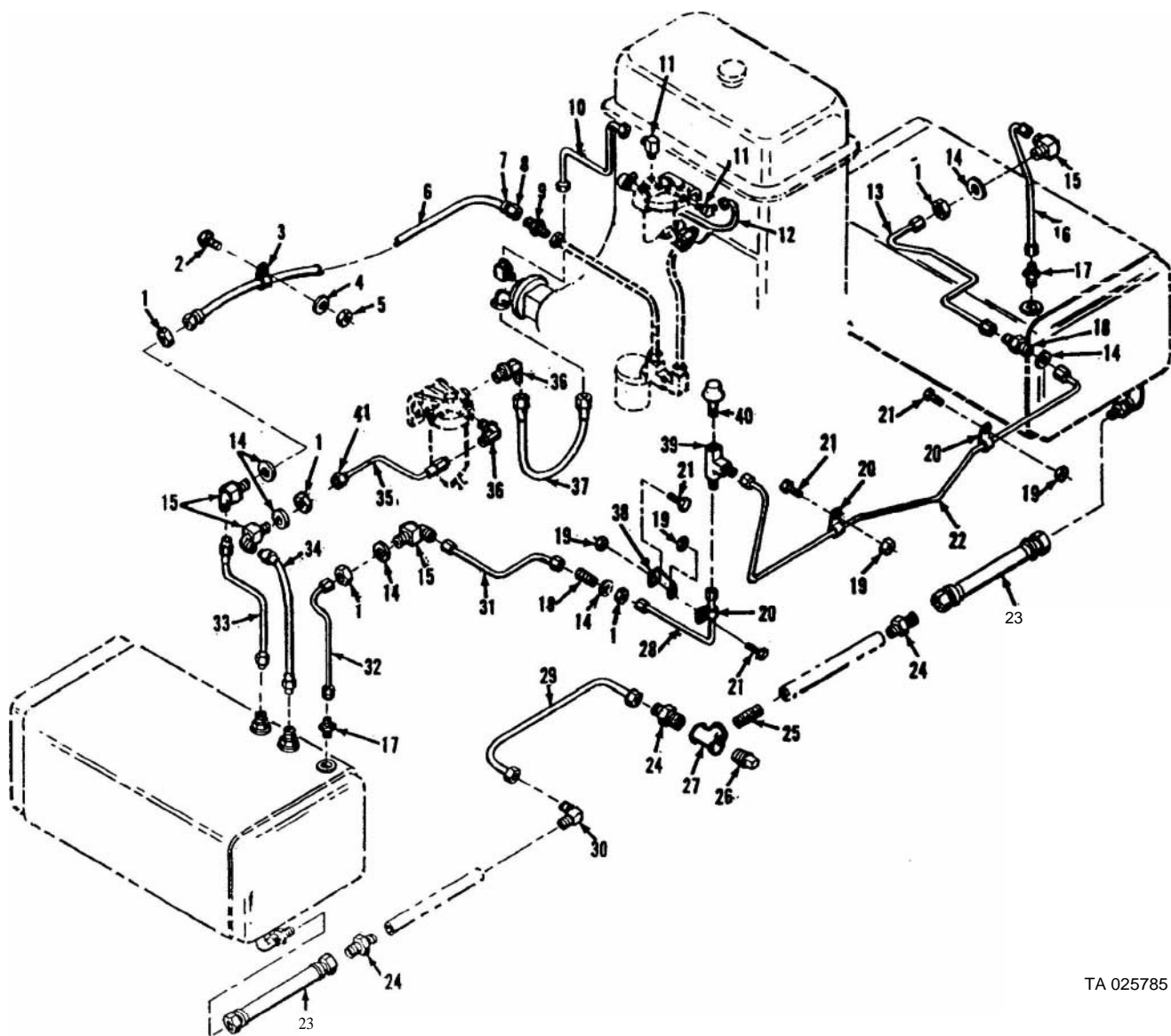
(1) Illustration		(2)	(3)	(4)	(5)	(6)	(7)	(8)
(a) Fig. No.	(b) Item No.	SMR code	National stock No.	Part No.	FSCM	Description Usable On Code	U / M	Qty. inc in unit
31	—	PAHZZ	2815-00.907-5804	5198038	72582	REPAIR KIT, BLOWER: COMPOSED OF	EA	1
31	4					SEAL:	EA	4
31	12					GASKET:	EA	2
31	19					GASKET:	EA	1
31	22					SPACER:	EA	2
31	23					SHIM: 0.002	EA	3
31	24					SHIM: 0.003	EA	3
31	25					SHIM: 0.004	EA	3
31	26,					SHIM: 0.005	EA	3
31	30					WASHER:	EA	2
31	—	PAFZZ	2815.00-907-4820	5198041	72582	KIT, BLOWER INSTALLATION: COMPOSED OF	EA	1
31	2					GASKET:	EA	1
31	12					GASKET:	EA	2
31	19					GASKET:	EA	1
							EA	2
						0306 AIR BOX VENT LINES		
6	1	XDOZZ		MS51815-8	96906	ELBOW, PIPE TO TUBE: S, CD PLTD, 3/8 NPTF, 3/4-16	EA	1
						UNF-2A		
6	5	PAOZZ	4730-00-096-8756	MS51815-3	96906	ELBOW, PIPE TO TUBE: S, CD PLTD, 1/8 NPTF, 7/16-20	EA	1
						UNF-2A		
6	8	PAOZZ	4730-00-013-7397	143521	21450	INVERTED NUT: TUBE ASSEMBLY METAL	EA	1
6	9	PAOZZ	4730-00-277-8273	137421	24617	ELBOW, PIPE TO TUBE: AIR BOX DRAIN	EA	1
6	10	PAOZZ	4730-00-496.7516	MS39205.3	96906	TEE, PIPE TO TUBE S, CD PLTD, 1/8 NPTF, 1/2-20 UNF-2A	EA	1
6	11	PAOZZ	2815-00-079-8358	5132286	72582	TUBE, DRAIN: AIR BOX	EA	1
6	12	PAOZZ	2815-00.325-4968	5176668	72582	CLIP, ATTACHING: DRAIN TUBE, AIR BOX	EA	1
6	13	PAOZZ	4710.00-803-6069	11595242	19207	TUBE ASSEMBLY, METAL: VENT, VALVE COVER	EA	2
6	14	PAOZZ	5340-00-067-3868	MS21333-109	96906	CLAMP, LOOP: S, CUSHIONED, 0.250 IN. ID	EA	1
6	15	PAOZZ	4710-00-803-6076	11595512	19207	TUBE ASSEMBLY, METAL: VENT		

(1) Illustration		(2)	(3)	(4)	(5)	(6)	Qty inc in unit
(a) Fig. No.	(b) Item No.	SMR code	National stock No.	Part No.	FSCM	Description Usable On Code U M	
32	1	PAOZZ	5310.00-839-2066	MS35691-45	96906	0306 FUEL TANK LINES NUT, PLAIN, HEXAGON: S, CD PLTD, 9/16-18 UNC-2B	EA 6
32	2	PAOZZ	6305-00-993.1848	MS35207-265	96906	SCREW, MACHINE: S, CD PLTD, 10.32 UNF-2A 3/4 IN. LG	EA 1
32	3	PAOZZ	6340-00-929-3606	MS21322-40	96906	CLAMP, LOOP: S. CUSHIONED, 6/8 IN. ID	EA 1
32	4	PAOZZ	5310-00-950-1310	MS27183-4	96906	WASHER, FLAT: S, CD PLTD, 0.125 IN. ID, 0.312 IN. OD, 0.032 IN. THK	EA 1
32	5	PAOZZ	5310-00-877.5797	MS21044N3	96906	NUT, SELF-LOCKING: S, CD PLTD, 10-32 UNF-3B	EA 1
32	6	PAOZZ	4720-00-081.5078	11595166-2	19207	HOSE ASSEMBLY: NON METALLIC: RETURN	EA 1
32	7	PAOZZ	4730-00-800-3129	MS51825-5P	96906	SLEEVE, CLINCH, TUBE: S, CD PLTD, 3/8 IN.	EA 1
32	8	PAOZZ	4730.00.025.7508	MS51823-5	96906	NUT, TUBE, COUPLING: S, CD PLTD, 9/16.18 UNF-2B	EA 1
32	9	PAOZZ	4730.00-334-5550	MS51814-5	96906	NIPPLE, TUBE: S, CD PLTD, 9/16.18 UNF-2A	EA 1
32	10	PAOZZ	2910-00-079-8583	5136642	72582	TUBE ASSEMBLY, FUEL:	EA 1
32	11	PAOZZ	4730-00-277-8274	11660814.2	19207	ELBOW, PIPE TO TUBE	EA 4
32	12	XBOZZ		5123174	72582	TUBE ASSEMBLY, METAL:	EA 1
32	13	MOOZZ		11595743	19207	TUBE ASSEMBLY: BULKHEAD FABRICATE FROM: (2) NUT, NSN 4730-00-025-7508, (2) SLEEVE, NSN 4730-00-800-3129, AND TUBE, NSN 4710-00-277.5527, 25.97 IN. LG. (SEE GROUP 9501)	EA 1
32	14	PAOZZ	5310-00-068-5285	MS27183-20	96906	WASHER, FLAT: S, CD PLTD, 0.594 IN. ID, 1.156 IN. OD, 0.095 IN. THK	EA 6
32	15	PAOZZ	4730.00-689-1236	MS51855-9	96906	ELBOW, TUBE: S, CD PLTD, 9/16-18 UNF-2A	EA 4
32	16	MOOZZ		11595742	19207	TUBE ASSEMBLY: TANK, RIGHT HAND FABRICATE FROM: (2) NUTS, NSN 4730-00-025-7508, (2) SLEEVE, NSN 4730-00-800-3129, AND TUBE, NSN 4710-00 277-5527 , 11.38 IN. LG. (SEE GROUP 9601)	EA 1
32	17	PAOZZ	4730-00-833.0508	MS51819-7	96906	ADAPTER, STRAIGHT, PIPE TO TUBE, S, CD PLTD, % NPTF, 9/16-18 UNF-2A	EA 2
32	18	PAOZZ	4720-00.689-1231	MS51812-5	96906	NIPPLE, TUBE: S, CD PLTD, 9/16-18 UNF-2A	EA 2
32	19	PAOZZ	5310.00-877-5797	MS21044N3	96906	NUT, SELF-LOCKING, HEXAGON: S, CD PLTD, %-28 UNF-3B	EA 4
32	20	PAOZZ	5340-00-809-1492	MS21333-10C	96906	CLAMP, LOOP: S, CUSHIONED, 0.375 IN. ID	EA 3
32	21	PAOZZ	5305-00-068-0505	MS90726-5	96906	SCREW, CAP, HEXAGON HEAD: S, CD PLTD, 1/4-28 UNF-2A , 5/8 IN. LG.	EA 4
32	22	MOOZZ		11595744	19207	TUBE ASSEMBLY: ADAPTER, RIGHT HAND, TO VENT TEE, LEFT HAND FABRICATE FROM: (2) NUTS, NSN 4730-00-025-7508, (2) SLEEVE, NSN 4730-00-800-3129, AND TUBE, NSN 4710-00-277-5527, 56.69 IN. LG. (SEE GROUP 9501)	EA 1
32	23	PAOZZ	4720-00-081-5062	11595164	19207	HOSE ASSEMBLY, NON METALLIC: FUEL TANK CROSSOVER	EA 2
32	24	XDOZZ		MS51819-12	96906	ADAPTER, STRAIGHT, PIPE TO TUBE: S, CD PLTD, 1/4 NPTF, 7/8-14 UNF-2A	EA 3
32	25	PAOZZ	4730-00-322-8005	8137739	19207	NIPPLE, PIPE:	EA 1
32	26	PA 077					EA 1

TM 9-2320-242-34P

(1) Illustration		(2)	(3)	(4)	(5)	(6)	(7)	(8)
(a) Fig. No.	(b) Item No.	code code	stock No.	Part No.	FSCM	Description Usable On Code	U M	Qty. inc in unit
						FUEL TANK LINES—Continued		
32	27	PAOZZ	4730.00-257-2119	WWP521	81348	TEE, PIPE: LINE, CROSSOVER	EA	1
32	28	MOOZZ		11595747	19207	TUBE ASSEMBLY: VENT TEE, FABRICATE FROM: (2) NUTS, NSN 4730.00-025-7508, (2) SLEEVES, NSN 4730-00-800-3129, AND TUBE, NSN 4710-00-277-5527, 13.82 IN. LG. (SEE GROUP 9501)	EA	1
32	29	PAOZZ	4170.00-803-6072	11595229	19207	TUBE ASSEMBLY: CROSSOVER	EA	1
32	30	PAOZZ	4730-00-421-9400	MS51815-12	96906	ELBOW, PIPE TO TUBE: S, CD PLTD, 1/2 NPTF, 7/8 14 UNF-2A	EA	1
32	31	MOOZZ		11595760	19207	TUBE ASSEMBLY: BULKHEAD, FABRICATE FROM: (2) NUTS, NSN 4730.00-025-7508, (2) SLEEVES, NSN 4730-00-800-1 3129, AND TUBE, NSN 4710-00-277-5527, 20 IN. LG. (SEE GROUP 9501)	EA	1
32	32	MOOZZ		11595761	19207	TUBE, ASSEMBLY: LEFT HAND, FABRICATE FROM: (2) NUTS, NSN 4730 00-025-7503, (2) SLEEVES, NSN 4730 00-800-3129, AND TUBE, NSN 4710.00-277-5527, 12,31 IN. LG. (SEE GROUP 9501)	EA	1
32	33	MOOZZ		11595232	19207	TUBE, ASSEMBLY: RETURN, FABRICATE FROM: (2) NUTS, NSN 4730-00.025-7508, (2) SLEEVES, NSN 4730-00-800-3129, AND TUBE, NSN 4710-00-200-0308, 14.38 IN. LG. (SEE GROUP 9501)	EA	1
32	34	MOOZZ		11595230	19207	TUBE ASSEMBLY: BULKHEAD, FABRICATE FROM: (2) NUTS, NSN 4730-00-025-7508, (2) SLEEVES, NSN 4730-00-800-3129, AND TUBE NSN 4710-00-200-0308, 13.69 IN. LG. (SEE GROUP 9501)	EA	1
32	35	MOOZZ		11595231	19207	TUBE ASSEMBLY: FILTER, FABRICATE FROM: (2) NUTS, NSN 4730-00-025-7508, (2) SLEEVES, NSN 4730.00-800-3129, AND TUBE, NSN 4710-00-200-0308, 12.30 IN. LG. (SEE GROUP 9501)	EA	1
32	36	PAOZZ	4730-00-990-9800	MS39202-6	96906	ELBOW, PIPE TO TUBE: S, CD PLTD, 1/4 NPTF, 5/8.18 UNF-2A	EA	2
32	37	PAOZZ	4720-00-081-9139	11595166-1	19207	HOSE ASSEMBLY, NONMETALLIC: FILTER TO PUMP	EA	1
32	38	XBOZZ		11595168-2	19207	BRACKET:	EA	1
32	39			MS51822 5	96906	TEE, PIPE TO TUBE: S, CD PLTD, 1/4 NPTF, 9/16-18 UNF-2A	EA	1
32	40	PAOZZ	4730-00-336-9541	A1854	18305	BREATHING: VENT	EA	1
32	41	PAOZZ	5840-00-555-2352	MS39210-5	96906	NUT, TUBE COUPLING: S, CD PLTD, 5/8 18 UNF-2A	EA	1
		PAOZZ	4730-00.988-3064					

TM 9-2320-242-34P

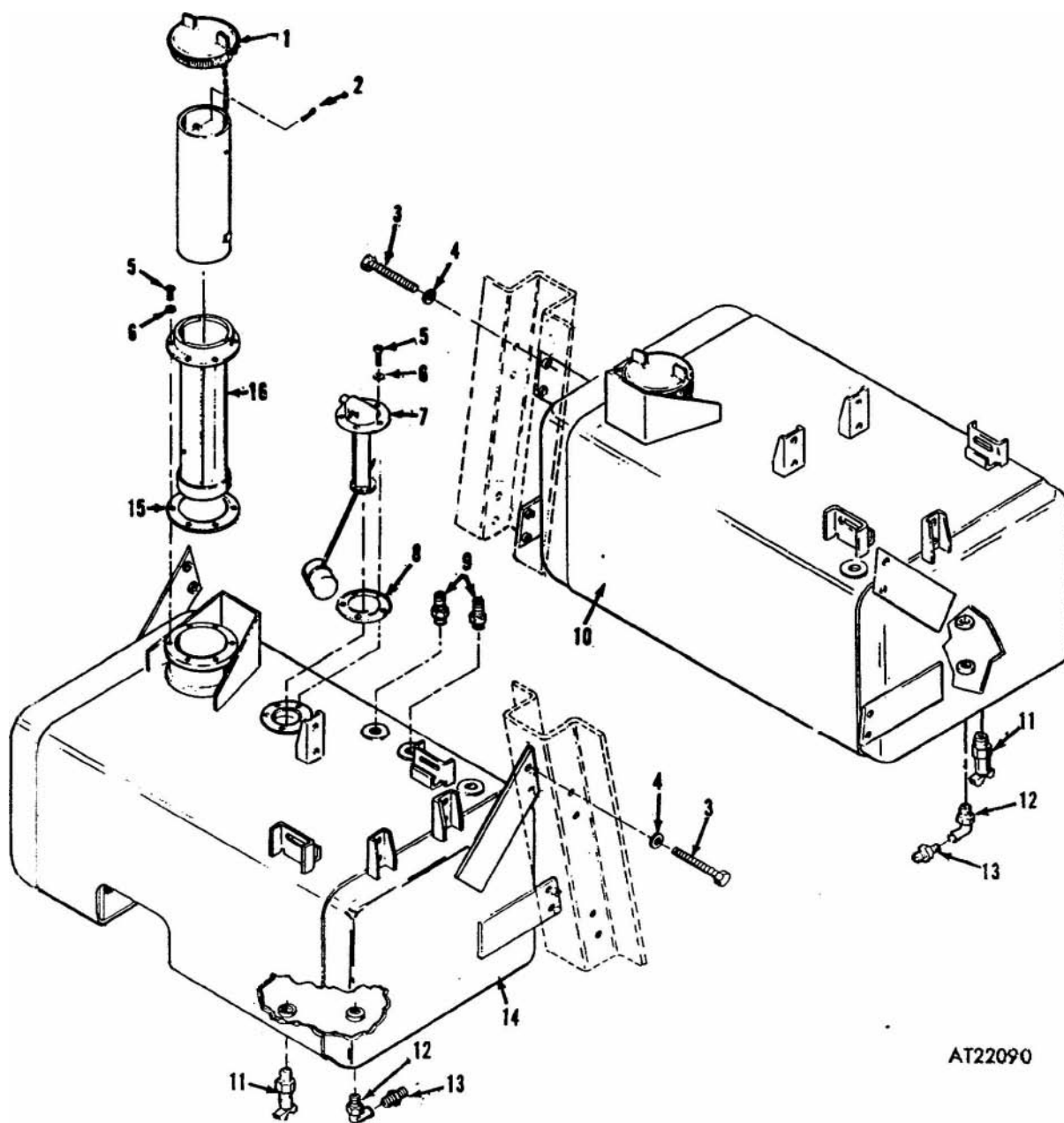


TA 025785

Figure 32. Fuel tank lines.

(1) Illustration		(2)	(3)	(4)	(5)	(6)	(7)	(8)
(a) Fig. No.	(b) Item No.	SMR code	National stock No.	Part No.	FSCM	Description Usable On Code	U / M	Qty. inc. in unit
						0306 FUEL TANK ASSEMBLY		
33	1	PAOZZ	2910-00-116-5243	MS53075-2	96906	CAP, FILLER OPENING: S, CD PLTD, KNURLED, LEFT AND RIGHT SIDE	EA	2
33	2	PAOZZ	5315-00-839-5822	MS24665-353	96906	PIN, COTTER: S, CD PLTD, 1/8 IN. DIA, 1 IN. LG.	EA	2
33	3	PAOZZ	5305-00-269-2810	MS90726.68	96906	SCREW, CAP, HEXAGON HEAD: S, CD PLTD, 3/8-24 UNF-2A, 2 1/2 IN. LG.	EA	16
33	4	PAOZZ	5310-00-620-8186	MS15795-714	96906	WASHER, FLAT: AL, 0.406 IN. ID, 0.812 IN. OD, 0.065 IN. THK	EA	16
33	5	PAOZZ	5305-00-984-6210	MS35206-263	96906	SCREW, MACHINE: S, CD PLTD, 10-24 UNC, 1/2 IN. LG.	EA	17
33	6	PAOZZ	5310-00-045-3296	MS35338-43	96906	WASHER, LOCK: S, CD PLTD, # 10	EA	17
33	7	PAOZZ	2910-00-976-5417	8712134	19207	GAGE: FUEL TANK	EA	1
33	8	PAOZZ	5330-00-297-9776	8378722	19207	GASKET: GAGE	EA	1
33	8	PAOZZ	4730-00-833-0508	MS51819-7	96906	ADAPTER, STRAIGHT, PIPE TO TUBE: S, CD PLTD, 1/4 NPTF, 9/16-18 UNF-2A	EA	2
33	10	PAOZZ	2910-00-880-3807	11594636-2	19207	TANK, FUEL, ENGINE: RIGHT HAND	EA	1
33	11	PAOZZ	4820-00-174-0339	MS35782-3	96906	COCK, DRAIN: BRASS, 3/8-18 NPTF	EA	2
33	12	PAOZZ	4730-00-730-7368	444044	21450	ELBOW, PIPE: CROSSOVER	EA	2
33	13	XDOZZ	4370.0100-008-3568	MS51819-12	96906	ADAPTER, STRAIGHT, PIPE TO TUBE, 1/2 NPTF, 7/8-14 UNF-2A	EA	2
33	14	PAOZZ	2910-00-880-3803	11594636-1	19207	TANK, FUEL, ENGINE: LEFT HAND	EA	1
33	15	PAOZZ	5330-00-079-1708	11595072	19207	GASKET: FILLER NECK, LEFT AND RIGHT	EA	2
33	16	PAOZZ	2910-00-406-9356	11660168	19207	FILLER NECK: LEFT AND RIGHT	EA	2
33	17	PAOZZ	2910-00-752-9138	MS90908-1	96906	STRAINER: FUEL TANK NECK	EA	1

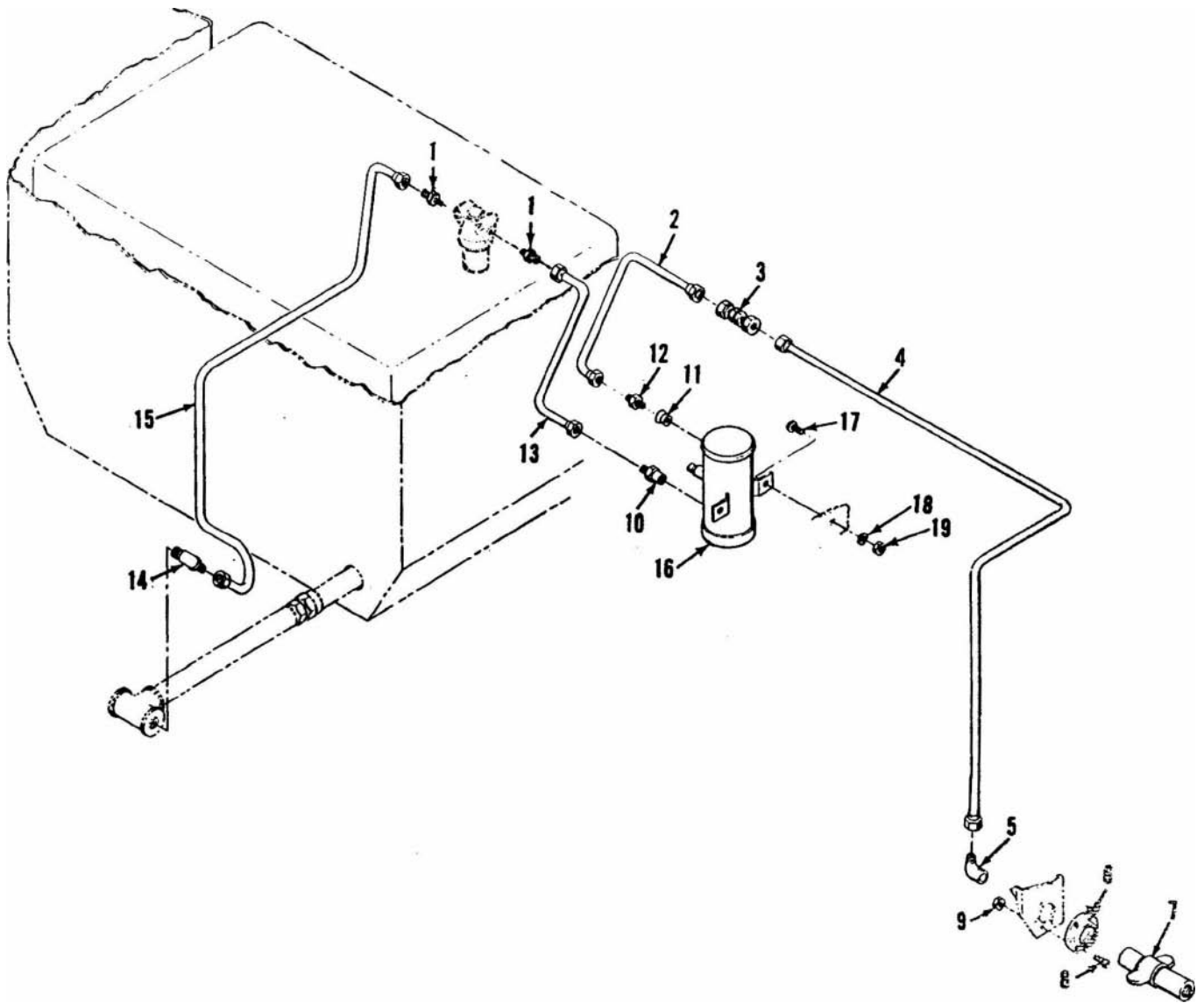
TM 9-2320-242-34P



AT22090

Figure 33. Fuel tank assembly.

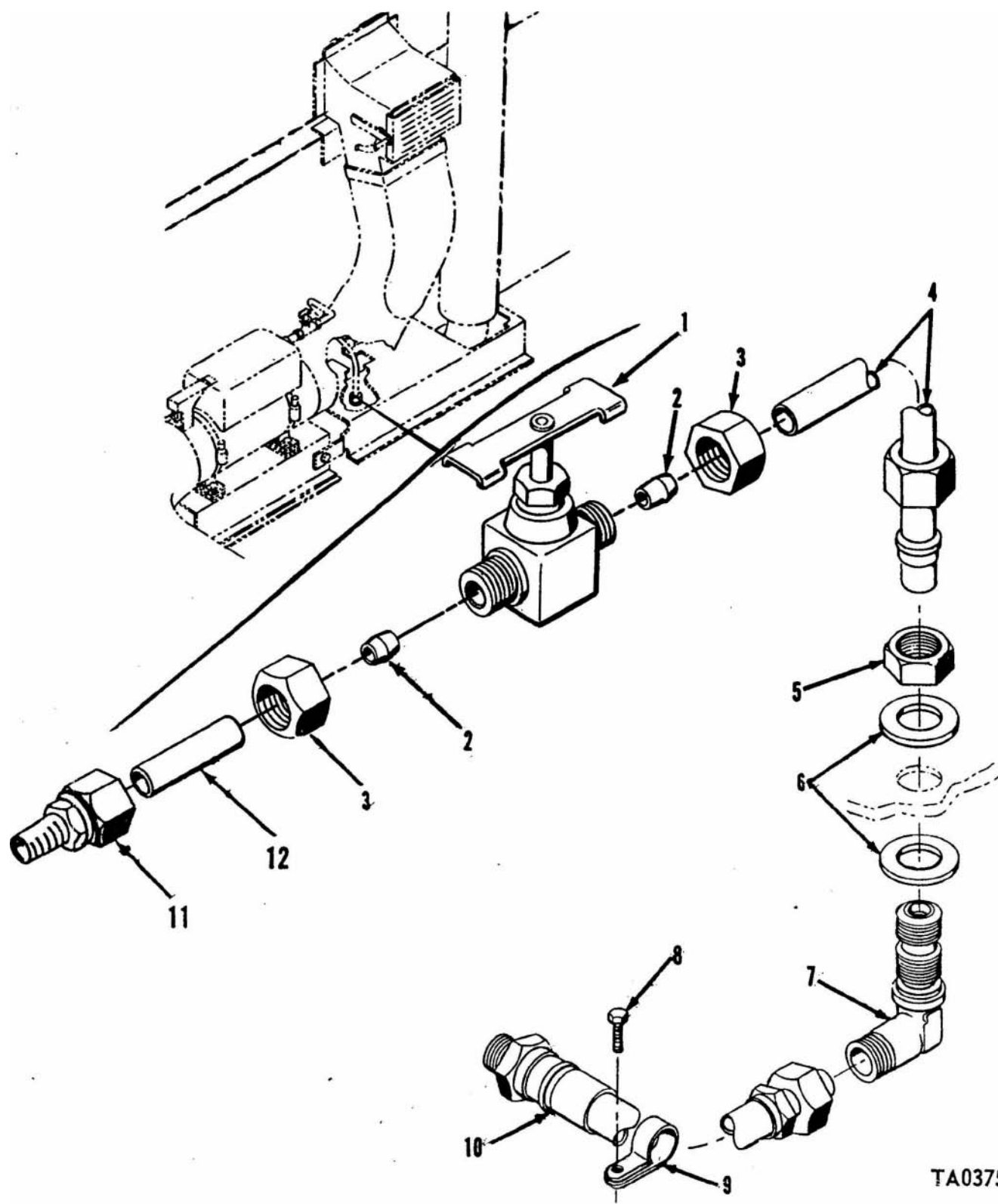
(1) Illustration		(2)	(3)	(4)	(5)	(6)	(7)	(8)
(a) Fig. No.	(b) Item No.	SMR code	National stock No.	Part No.	FSCM	Description Usable On Code	U M	Qty. inc in unit
						0306 TRACTOR FUEL LINES AND FITTINGS		
34	1	PAOZZ	4730-00-289-1933	1755790	80064	ADAPTER, STRAIGHT, PIPE TO TUBE:		
34	2	MOOZZ		11595490	19207	TUBE ASSEMBLY: FABRICATE FROM, TUBE STEEL: 12.70 IN. LG., NSN 4710-00-200-0306, (2) Nuts, NSN 4730-00-025-7508 , AND (2) SLEEVEW, NSN 4730-00-800-3129 , (SEE GROUP 9501)	BC BC	EA EA
34	3	PAOZZ	4730-00-174-2985	MS51812-3	96906	NIPPLE, TUBE: 1/4-20 UNF-2A	BC	EA
34	4	MOOZZ		11660050	19207	TUBE ASSEMBLY: FABRICATE FROM, TUBE STEEL: 42.50 IN. LG., NSN 4710-00-277-5525, 12) NUTS. MSN 4730-00-052-9876, AND 12) SLEEVES. NSN 4730-00-052-9877 , (SEE GROUP 9501)	BC	EA
34	5	PAOZZ	4730-00-096-8756	51815-3	96906	ELBOW, PIPE TO TUBE: 1/8 NPTF, 1/2 20 UNF-2A	BC	EA
34	6	XBOZZ		10924772	19207	FLANGE, COUPLING RETAINER:	BC	EA
34	7	XDOZZ		8332876-1	19207	COUPLING:	BC	EA
34	8	PAOZZ	5305-00-989-7434	MS35207-263	96906	SCREW, MACHINE: 10-32 UNF-2A, 1/2 IN. LG.	BC	EA
34	9	PAOZZ	5310-00-877-5797	MS21044N3	96906	NUT, SELF-LOCKING: 10-32 UNF-3B	BC	EA
34	10	PAOZZ	4730-00-270-4583	MS39203-5	96906	ADAPTER, STRAIGHT, PIPE TO TUBE: 1/4 NPTF 5/8-18 UNF-2A	BC	EA
	11	PAOZZ	4730-00-231-5642	MS39232-1	96906	REDUCER, PIPE: 1/4 x 1/8	BC	EA
	12	PAOZZ	4730-00-781.6530	MS39206-3	96906	ADAPTER, STRAIGHT, PIPE TO TUBE: 1/8 NPTF 1-20 UNF-2A	BC	EA
	13	PAOZZ	4710-00-781-7739	11595711	19207	TUBE ASSEMBLY, METAL:	BC	EA
34	14	XDOZZ		MS39202-10	96906	ELBOW, PIPE TO TUBE: 1/2 NPTF, 5/8 18 UNF-2A	BC	EA
34	15	PAOZZ	2540-00-781-7738	11595709	19207	TUBE ASSEMBLY, METAL	BC	EA
34	16	PAOZZ	2910-00-930-9367	MS51321-2	96906	PUMP, FUEL ELECTRIC: 24 VOLTS DC. 1.18	BC	EA
34	17	PAOZZ	5310.00-877-5796	MS21044N4	96906	NPTF MALE NUT, SELF-LOCKING. HEXAGON: S. CD PLTD, 1/4-28 UNF-3B	BC	EA
34	18	PAOZZ	5310-00.809-4058	MS27183-1C	96906	WASHER, FLAT: S, CD PLTD, 0.281 IN. ID, 0.623 IN. OD, 0.065 IN. TKH	BC	EA
34	19	PAOZZ	5305-00-068-0506	MS90726-6	96906	SCREW, CAP , HEXAGON HEAD: S, CD PLTD, 1/4- 28 UNF 2A, 1/4 IN. LG.	BC	EA



TA037570

Figure 34. Tractor fuel lines and fittings.

(1) Illustration		(2)	(3)	(4)	(5)	(6)	(7)	(8)
(a) Fig. No.	(b) Item No.	SMR code	National stock No.	Part No.	FSCM	Description Usable On Code	U M	Qty inc in unit
35	1	PAOZZ	4820-00-477-9879	11660064	19207	0306 CARRIER FUEL LINES AND FITTINGS		
35	2	PAOZZ	4730-00-278-8763	MS39177-3	96906	VALVE, GLOBE: BC	EA	1
						SLEEVE, COMPRESSION, TUBE-HOSE FITTING: BC	EA	2
						0.257 IN. ID		
35	3	PAOZZ	4730-00-011-4627	MS39176-3	96906	NUT, TUBE COUPLING: 7/16-24 UNF-2B BC	EA	2
35	4	PAOZZ	4710-00-191-3221	11660052	19207	TUBE ASSEMBLY, METAL: , BC	EA	1
35	5	PAOZZ	5310-00-891-1733	MS35691-38	96906	NUT, PLAIN, HEXAGON: S, CD PLTD, 1/4 20 UNF-2B BC	EA	1
35	6	PAOZZ	5310-00-809-5998	MS27183-18	96906	WASHER, FLAT: S, CD PLTD, .531 IN. ID, 1.062 BC	EA	2
						1 IN. OD, 0.095 IN. THK		
35	7	PAOZZ	4730-00-652-8288	7974758	19207	FITTING, TUBE: AMBULANCE BC	EA	1
35	8	PAOZZ	5305-00-225-3843	MS90728-8	96906	SCREW, CAP, HEXAGON HEAD: S, CD PLTD, 1/4 20 UNC-2A, 1 IN. LG. BC	EA	2
35	9	PAOZZ	5340-00-088-6655	MS21333-101	96906	CLAMP, LOOP: S, CUSHIONED, 0.438 IN. ID BC	EA	2
35	10	PAOZZ	4720-00-224-7953	11660051-1	19207	HOSE ASSEMBLY: TRACTOR TO CARRIER AM- BC	EA	1
						BULANCE		
35	11	PAOZZ	4730-00-781-6530	MS39206-3	96906	ADAPTER, STRAIGHT, PIPE TO TUBE: 1/8 UPTF, BC	EA	1
						1/4-20 UNF-2A		
35	12	MOOZZ		11595492	19207	TUBE ASSEMBLY: FABRICATE FROM 2 SLEEVE BC	EA	1
						NSN 4730-00-800-3129, 2 NUT NSN 4730-00-025-7508, AND 1.50 IN. LG TUBE NSN 4710-00-200-0306 (SEE GROUP 9501)		



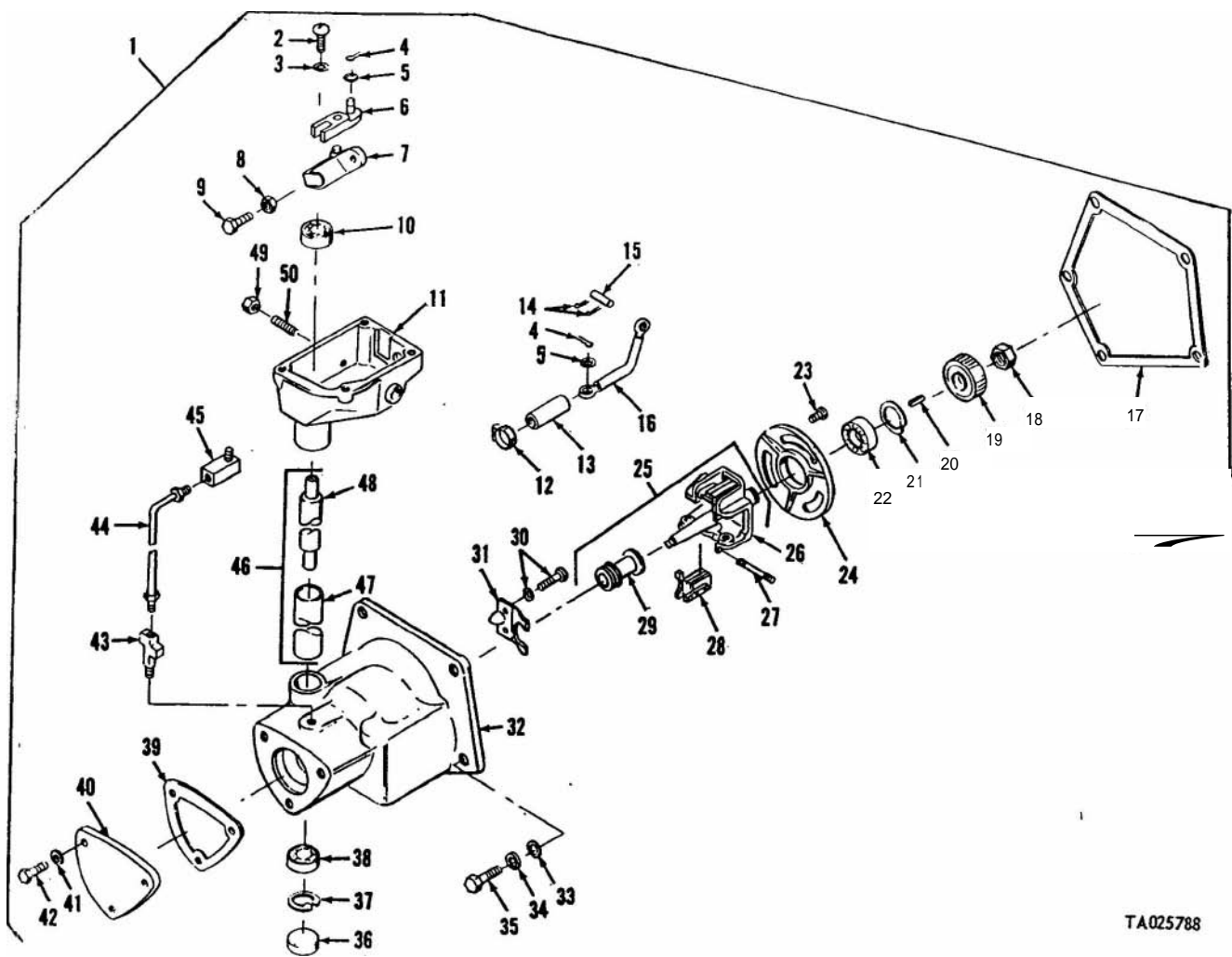
TA037571

Figure 35. Carrier fuel lines and fittings.

(1) Illustration		(2)	(3)	(4)	(5)	(6)	(7)	(8)
(a) Fig. No.	(b) Item No.	SMR code	National stock No.	Part No.	FSCM	Description Usable On Code	U . M	Qty Inc in unit
						0308 ENGINE SPEED GOVERNOR AND CONTROLS		
36	1	PAFFH	2990-00-080-7161	5139676	72582	GOVERNOR, DIESEL ENGINE:	EA	1
36	2	PAFZZ	5305-00-276-8024	5328016	21450	SETSCREW:	EA	1
36	3	PAFZZ	5310-00-809-8546	MS15795-208	96906	WASHER: FLAT ROUND STEEL: S, CD PLTD, 7/32 x 7/16- 3/64 THK	EA	1
36	4	PAFZZ	5340-00-014-2583	142583	21450	CLIP, RETAINING:	EA	2
36	5	PAFZZ	5310-00-262-5429	5150941	72682	WASHER, FLAT:	EA	2
36	6	PAFZZ	2990-00-932-4838	5126311	72682	LEVER ASSEMBLY:	EA	1
36	7	XAFZZ		5122750	72582	LEVER:	EA	1
36	8	PAFZZ	5310-00-971-7989	MS35691-5	96906	NUT, PLAIN, HEXAGON: S, CD PLTD, 1/4-2 8 UNF-2B	EA	1
36	9	PAFZZ	5305-00-276-8024	5328016	21450	SETSCREW:	EA	1
36	10	PAHZZ	3110-00-277-0269	457187	72582	BEARING:	EA	1
36	11	XAHZZ		5225757	72582	HOUSING, GOVERNOR CONTROL:	EA	1
36	12	PAFZZ	4730-00-908-3194	MS35842-11	96906	CLAMP, HOSE: CRES, 11/16 IN. ID	EA	1
36	13	PAFZZ	2990-00-789-4863	5129706	72582	HOSE, CONTROL, INJECTOR LINK BOOT:	EA	1
36	14	PAFZZ	5315-00-839-2325	112726	24617	PIN, COTTER: INJECTOR ROD	EA	2
36	15	PAFZZ	5315-00-845-4232	MS35810-32	96906	PIN, STRAIGHT, HEADED: S, CD PLTD, 1/4 IN. OD	EA	1
36	16	XBFZZ		5122798	72582	LINK:	EA	1
36	17	PAFZZ	5330-00-866-6180	5116336	72582	GASKET: PART OF KIT 5199702 AND SET 5197340	EA	1

(1) Illustration		(2)	(3)	(4)	(5)	(6)	(7)	(8)
(a) Fig. No.	(b) Item No.	SMR code	National stock No.	Part No.	FSCM	Description Usable On Code	U / M	Qty inc. in unit
36	18	PAHZZ	6310.00-019-4668	456884	72682	ENGINE SPEED GOVERNOR AND CONTROLS—Continued		
36	19	PAHZZ	2910.00-080-7206	5134350	72682	NUT, DRIVE GEAR:	EA	1
36	20	PAHZZ	5316.00-616-5525	MS35756-9	96906	GEAR, DRIVE:	EA	1
36	21	PAHZZ	5365.00-494.2202	9411602	72582	KEY , WOODRUFF: S, 3/16 x 3/4	EA	1
36	22	PAHZZ	3110.00-554.5625	534685	28839	RING, RETAINING:	EA	1
						BEARING, BALL ANNULAR: SHAFT END WEIGHT	EA	1
						CARRIER		
36	23	PAHZZ	5305.00-958-5442	MS35190-267	96906	SCREW, MACHINE: S, CD PLTD, 10.24 UNC-2A, 1/4 IN. LG	EA	1
36	24	PAHZZ	2910.00-080.7203	5122783	72682	SUPPORT, BEARING:	EA	1
36	26	PAHZZ	2910.00-932.4839	5100061	72682	SHAFT AND CARRIER ASSEMBLY:	EA	1
36	26	XAHZZ		5196855	72682	SHAFT, ASSEMBLY:	EA	1
36	27	PAHZZ	5315.00-896-1721	6122785	72582	PIN, SPECIAL:	EA	1
36	28	PAHZZ	2990.00-444-0180	512276	72682	WEIGHT, LOW SPEED:	EA	2
36	28	XAHZZ		5129721	72682	WEIGHT, HIGH SPEED:	EA	2
36	29	PAHZZ	2990-00-112-0267	5109544	72682	RISER, GOVERNOR:	EA	1
36	30	PAHZZ	5305.00-086-8795	9425382	72682	SCREW, AND LOCKWASHER, ASSEMBLY:	EA	1
36	31	PAHZZ	2990-00-932-3412	6122741	72682	, FORK, GOVERNOR:	EA	1
36	32	XAHZZ		6129731	72682	HOUSING, WEIGHT, GOVERNOR:	EA	1
36	33	PAFZZ	5310-00-080-6004	MS27183-14	96906	WASHER, FLAT: S, CD PLTD, 0.406 IN. ID, 0.812 IN. OD, 0.066 IN. THK	EA	5
36	34	PAFZZ	6310.00-407-9566	MS35338 45	96906	WASHER, LOCK: S, CD PLTD, 5/16 IN.	EA	5

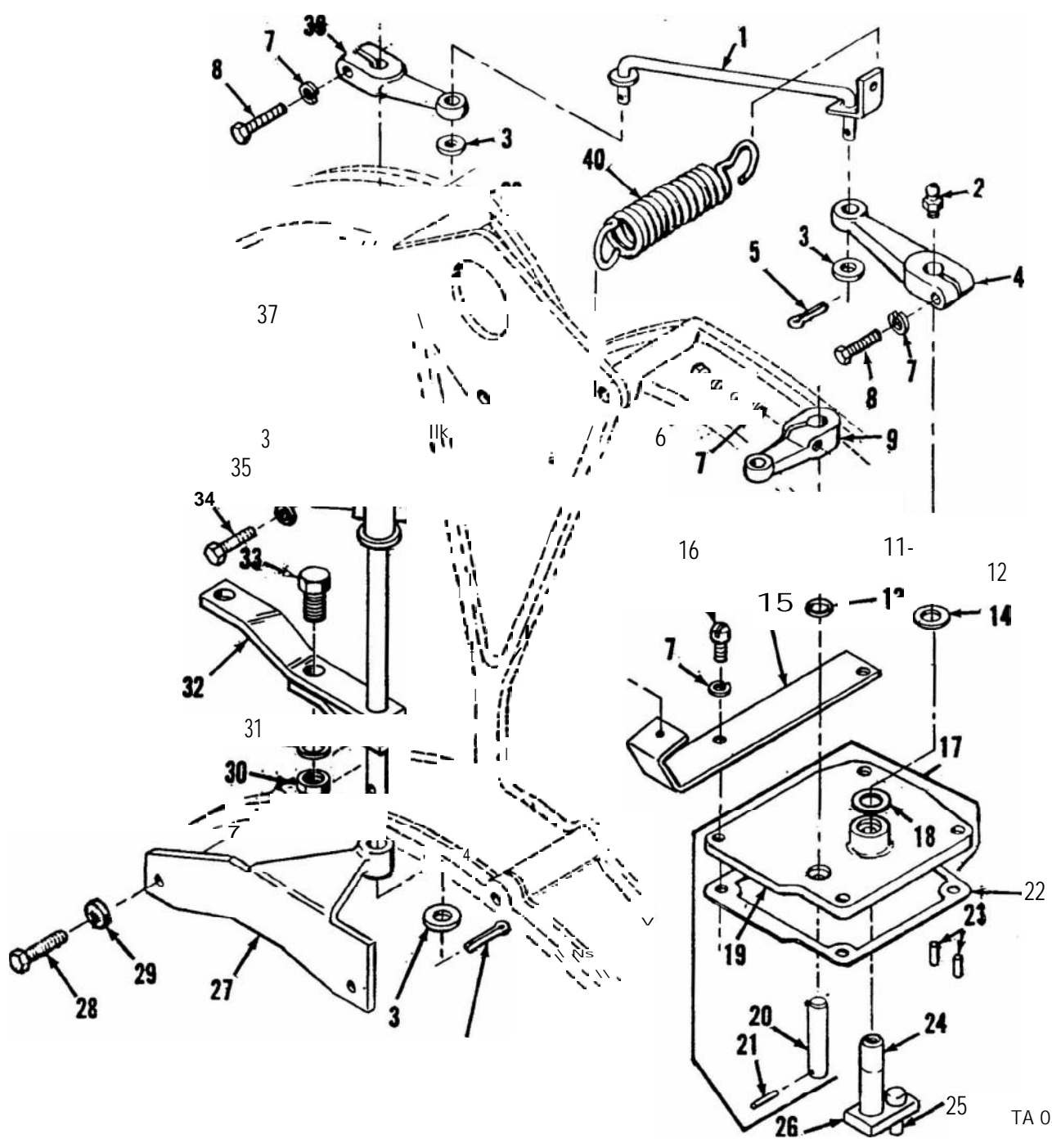
(1) Distribution:		(2)	(3)	(4)	(5)	(6)	(7)	(8)
(a) Fig. No.	(b) Item No.	SMR code	National stock No.	Part No.	FSCM	Description Usable On Code	U M	Qty inc in unit
36	35	PAFZZ	5305-00-688.2111	MS90728-63	96906	ENGINE SPEED GOVERNOR AND CONTROLS—Continued SCREW, CAP, HEXAGON HEAD: S, CD PLTD, 3/8 16 UNC- 2A, 1-3/8 IN. LG	EA	5
36	36	PAHZZ	5340-00-598-5135	5165289	72582	PLUG, EXPANSION:	EA	1
36	37	PAHZZ	5365-00-998-5071	9413284	72582	RING, RETAINING:	EA	1
36	38	PAHZZ	3110-00-227-2032	1108725	12204	BEARING, BALL ANNULAR:	EA	1
36	39	PAFZZ	6330-00-212.6290	5150193	24617	GASKET: END COVER PART OF SET 5197340	EA	1
36	40	PAFZZ	2815-00-148-0886	5162716	72582	COVER:	EA	1
36	41	PAFZZ	5310-00-193.9753	5152148	72582	WASHER, FLAT:	EA	3
36	42	PAFZZ	5306-00-934-0102	9414285	72582	BOLT, SPECIAL:	EA	3
36	43	PAHZZ	4730-00-540.2612	137405	72582	CONNECTOR:	EA	1
36	44	PAHZZ	4710-00-079-8600	5129726	72582	TUBE ASSEMBLY: LUBRICATION	EA	1
36	45	PAHZZ	4730-00-522-2252	5166265	72582	ELBOW, PIPE TO TUBE	EA	1
36	46	XAHZZ		5122753	72582	SHAFT ASSEMBLY: OPERATING	EA	1
36	47	XAHZZ		5122754	72682	TUBE, OPERATING SHAFT:	EA	1
36	48	PAHZZ	2990-00-932-4868	5122751	72582	SHAFT, OPERATING:	EA	1
36	49	PAHZZ	5310-00-976.2075	MS35691-21	96906	NUT, PLAIN HEXAGON: S, CD PLTD, 3/8-24 UNF-2B	EA	1
36	50	PAHZZ	2990-00-080.7170	5139678	72582	SCREW ASSEMBLY: BUFFER	EA	1



TA025788

Figure 36. Engine speed governor and controls.

(1) illustration		(2)	(3)	(4)	(5)	(6)	(7)	(8)
(a) Fig. No.	(b) Item No.	SMR code	National stock No.	Part No.	FSCM	Description Usable On Code	U M	Qty inc in unit
37	1	PAFZZ	2910.00-079-8578	5126558	72582	0308 GOVERNOR COVER AND RELATED PARTS	EA	1
37	2	PAFZZ	4730-00-050-4203	MS15001-1	96906	ROD, THROTTLE CONTROL:	EA	1
37	3	PAFZZ	5310.00-081-4219	MS27183-12	96906	FITTING LUBRICATION: S, CD PLTD, 1/4-28 UNS-2A	EA	2
37	4	PAFZZ	2815-00.921-5385	5183042	72582	WASHER, FLAT: S, CD PLTD, 0.344 IN. ID, 0.688 IN. OD, 0.065 IN. THK	EA	1
37	5	PAFZZ	5315-00-842-3044	MS24665-283	96906	LEVER, SHUT DOWN:	EA	1
37	6	PAFZZ	5305-00-068.0508	MS90728-6	96906	PIN, COTTER: S, CD PLTD, 3/32 IN. X 3/4 IN. LG	EA	1
37	7	PAFZZ	5310-00-582-5965	MS35338-44	96906	SCREW, CAP, HEXAGON HEAD: S, CD PLTD, 1/4-20 UNC-2A-3/4 IN. LG	EA	4
37	8	PAFZZ	5305-00-225-3843	MS90728-8	96906	WASHER, LOCK: S, CD PLTD, 1/2 IN.	EA	2
37	9	PAFZZ	2815-00-367-7305	5171125	72582	SCREW, CAP, HEXAGON HEAD: S, CD PLTD, 1/4.20 UNC-2A, 1 IN. LG	EA	1
37	10	PAFZZ	5365-00-205-5139	5178581	72582	LEVER, THROTTLE:	EA	1
37	11	PAFZZ	5310.00-148-6171	30896	77446	RING, RETAINING:	EA	1
37	12	PAFZZ	5365-00-899-2481	5122732	72582	WASHER, FLAT:	EA	2
37	13	PAFZZ	5330.00-758-2887	5179232	72582	RING, RETAINING:	EA	1
37	14	PAFZZ	5310-00-262-3105	5153060	72582	PACKING, PREFORMED:	EA	1
37	15	XBFZZ		5136177	72582	WASHER, FLAT:	EA	1
37	16	PAFZZ	5305.00-719-5221	MS90727-113	96906	BRACKET: RETURN SPRING, ACCELERATOR	EA	1
37	17	PAFZZ	2815-00-203-5619	5126429	72682	SCREW, CAP, HEXAGON HEAD, S, CD PLTD, 1/2-20 UNF-2A, 1 1/2 IN. LG	EA	4
37	18	PAFZZ	5330.00-514-4804	17316	21387	COVER ASSEMBLY:	EA	1
37	19	XAFZZ		5126398	72682	PACKING PREFORMED:	EA	1
37	20	PAFZZ	2990.00-932-4837	5126404	72582	COVER:	EA	1
37	21	XAFZZ		453676	21460	SHAFT ASSEMBLY:	EA	1
						PIN:	EA	1

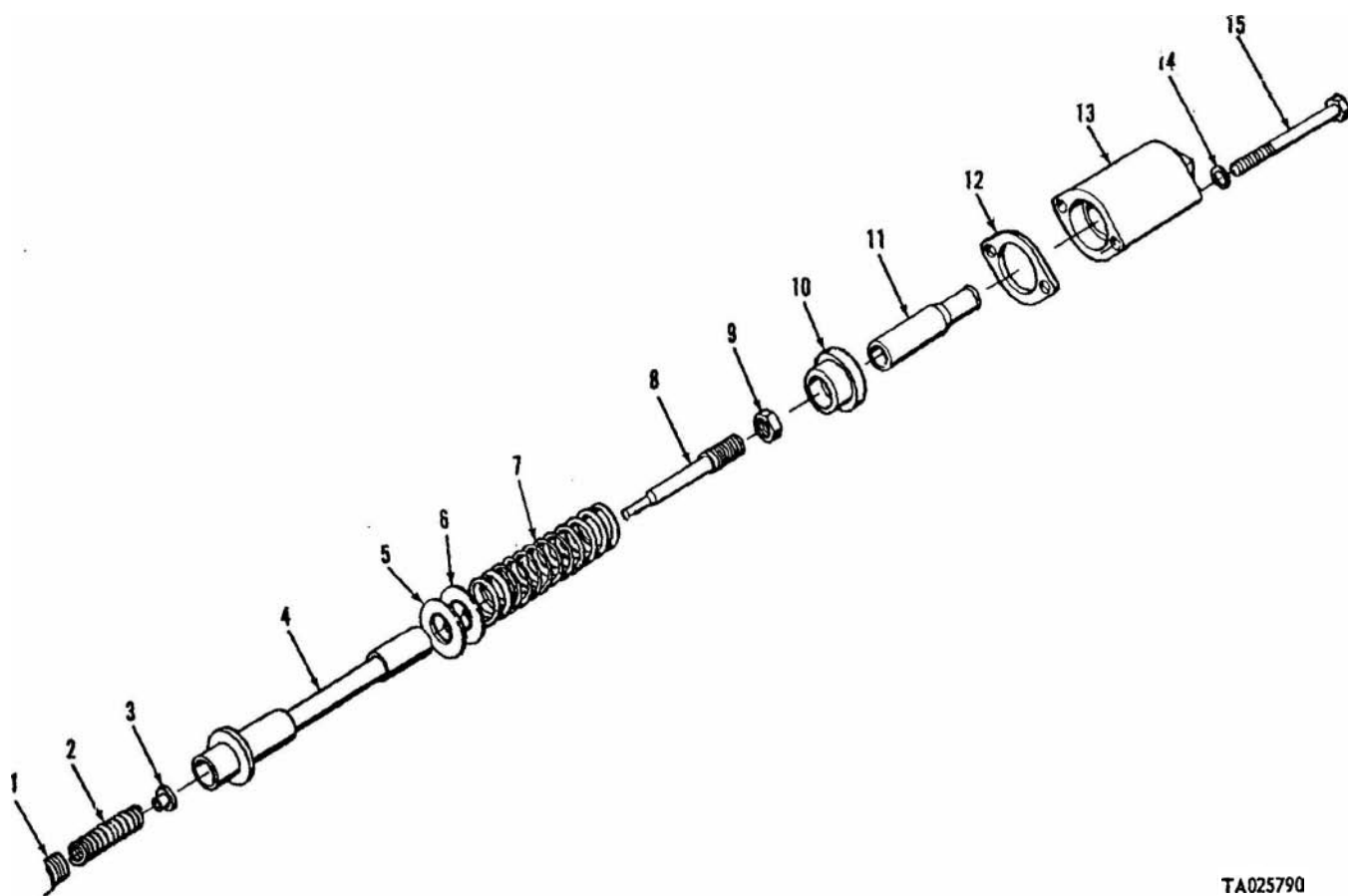


TA 037572

Figure 37. Governor cover and related parts.

(1) Illustration		(2)	(3)	(4)	(5)	(6)	(7)	(8)
(a) Fig. No.	(b) Item No.	SMR code	National stock No.	Part No.	FSCM	Description Usable On Code	U M	Qty inc. in unit
						GOVERNOR COVER AND RELATED PARTS—Continued		
37	22	PAFZZ	5330-00-866-6190	5122742	72582	GASKET: COVER, PART OF KIT 5199702 AND SET 5197340	EA	1
37	23	PAFZZ	5315.00-844-3964	MS16562-47	96906	PIN, SPRING: S, CD PLTD, 5/8 IN.	EA	2
37	24	PAFZZ	2990.00-932-4836	5126402	72582	SHAFT ASSEMBLY:	EA	1
37	25	PAFZZ	5315.00-805-0847	5174428	72682	PIN, STRAIGHT	EA	1
37	26	XBFZZ		5126308	72582	BLOCK:	EA	1
37	27	XBFZZ		5140407	72682	BRACKET: MOUNTING, CONTROL SHAFT	EA	1
37	28	PAFZZ	5305.00-269-2815	MS90726-71	96906	SCREW, CAP, HEXAGON HEAD: S, CD PLTD, 3/8-24 UNF- 2A, 3/4 IN. LG	EA	2
37	29	PAFZZ	5310-00-637-9541	MS35338-46	96906	WASHER, LOCK: S, CD PLTD, 3/8 IN.	EA	2
37	30	PAOZZ	5310.00-950-0039	MS21044N6	96906	NUT, SELF-LOCKING, HEXAGON: S, CD PLTD, 3/8-24 UNF- 3B	EA	1
37	31	PAOZZ	5310.00-080-6004	MS27183-14	96906	WASHER, FLAT-ROUND: S, CD PLTD, 0.406 ID, 0.812 OD 0.065 THK	EA	2
37	32	XBFZZ		11656264	19207	LEVER	EA	1
37	33	PAOZZ	5305-00-269-2805	MS90726-62	96906	SCREW, CAP, HEXAGON HEAD: S, CD PLTD, 3/8 24 UNF. 2A, 1 1/4 IN. LG	EA	1
37	34	PAFZZ	5306-00-225-8502	MS90725-38	96906	SCREW, CAP, HEXAGON HEAD: S, CD PLTD, 5/16-18 UNC. 2A, 1 1/4 IN. LG	EA	2
37	35	PAFZZ	5310-00-809-4085	103342	72582	WASHER, FLAT:	EA	2
37	36	XBFZZ		5134056	72582	BRACKET:	EA	1
37	37	PAFZZ	2910-00-079-8579	5136238	72682	SHAFT, THROTTLE CONTROL:	EA	1
37	38	PAFZZ	2815.00-367-7305	5126312	72582	LEVER, CONTROL SHAFT:	EA	1
37	39	PAFZZ	2815-00-084-5313	108629	72582	PIN, COTTER:	EA	1
37	40	PAFZZ	5360-00-998-8128	MS24586-266	96906	SPRING, HELICAL, EXTENSION: S, % IN. OD., 2 1/8 IN. LG	EA	1

(1) Illustration		(2)	(3)	(4)	(5)	(6)	(7)	(8)
(a) Fig. No.	(b) Item No.	SMR code	National stock No.	Part No.	FSCM	Description Usable On Code	U / M	Qty. inc. in unit
						0308 LIMITING SPEED GOVERNOR AND RELATED PARTS		
38	1	PAHZZ	2990-00-388-2670	5150899	72582	RETAINER, SPRING:	EA	1
38	2	PAHZZ	5360-00-691-7917	5183704	72582	SPRING, HELICAL, COMPRESSION:	EA	1
38	3	PAHZZ	5340-00-721-9658	5150892	72582	SEAT, HELICAL COMPRESSION:	EA	1
38	4	PAHZZ	2990-00-126-9665	5126135	72582	PLUNGER:	EA	1
38	5	PAHZZ	5365-00-262-4397	5150947	72582	SHIM:	EA	1
38	6	PAHZZ	5310-00-550-3915	5151249	72582	WASHER, FLAT:	EA	1
38	7	XDHZZ		5126272	72582	SPRING:	EA	1
38	8	PAHZZ	2910-00-079-8599	5130034	72582	SCREW, SPRING ADJUSTING:	EA	1
38	9	PAHZZ	5310-00-297-8836	120613	24617	NUT, PLAIN, HEXAGON:	EA	1
38	10	PAHZZ	2990-00-906-0494	5186115	72582	LOCKNUT:	EA	1
38	11	PAHZZ	2990-00-172-0528	5174436	72582	RETAINER, SPRING:	EA	1
38	12	PAHZZ	5330-00-250-5817	5152944	72582	GASKET: SPRING COVER, HIGH SPEED, PART OF SET I 6197340	EA	1
38	13	PAHZZ	2815-00-462-2171	5131132	72582	COVER:	EA	1
38	14	PAHZZ	5310-00-407-9566	MS35338-45	96906	WASHER, LOCK: S, CD PLUTD, 5/16 IN.	EA	2
38	15	PAHZZ	5306-00-852-4192	MS51095-332	96906	SCREW, CAP, HEXAGON HEAD: S, 5/16-18 UNC-2A, 3/4 IN. LG	EA	2



TA025790

Figure 38. Limiting speed governor and related parts.

1 Illustration		(2)	(3)	(4)	(5)	(6)	(7)	(8)
(a) Fig. No.	(b) Item No.	SMR code	National stock No.	Part No.	FSCM	Description Usable On Code	U / M	Qty inc in unit
						0309 FUEL FILTER, PRIMARY, AND RELATED PARTS		
39	1	PAOZZ	2910-00-884-1207	5575824	72582	FILTER, FLUID PRESSURE	EA	1
39	2	PAOZZ	5330-00-930-3244	6435794	72582	GASKET:	EA	1
39	3	PAOZZ	2910-00-080-7294	6435793	72582	BOLT:	EA	1
39	4	PAOZZ	4730-00-187-4207	8327194	19207	PLUG, PIPE:	EA	1
39	5	PAOZZ	4330-00-849-2672	6436253	70040	COVER ASSEMBLY:	EA	1
39	6	PAOZZ	5330-00-846-9841	5574161	72582	GASKET: COVER, STRAINER	EA	1
39	7	PAOZZ	2940-00-745-7730	5575032	72582	FILTER ELEMENT, FLUID PRESSURE:	EA	1
39	8	XAOZZ		5575056	72582	SHELL:	EA	1
39	9	PAOZZ	4820-00-477-9779	103647	72582	COCK, DRAIN	EA	1
39	10	PAOZZ	5305-00-269-2806	MS90726-63	96906	SCREW, CAP, HEXAGON HEAD: S, CD PLTD, 3/8-24 UNF, 2A, 1-3/8 IN. LG	EA	2
39	11	PAOZZ	5310-00-637-9541	MS35338-4E	96906	WASHER, LOCK: PH BRZ, CD, PLTD, 5/8 IN.	EA	2
39	12	PAOZZ	5310-00-950-0039	MS21044N6	96906	NUT, SELF LOCKING: S, CD PLTD, 3/8-24 UNF.3B	EA	2

9 2320 242347

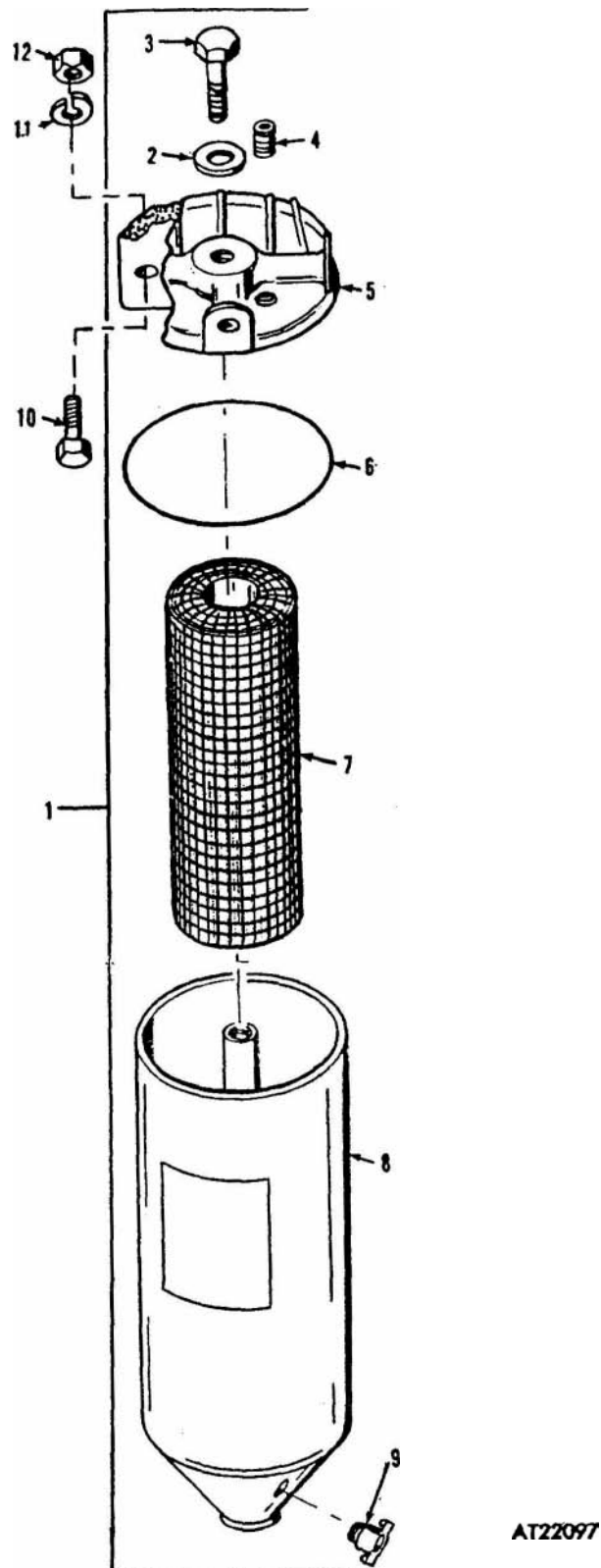
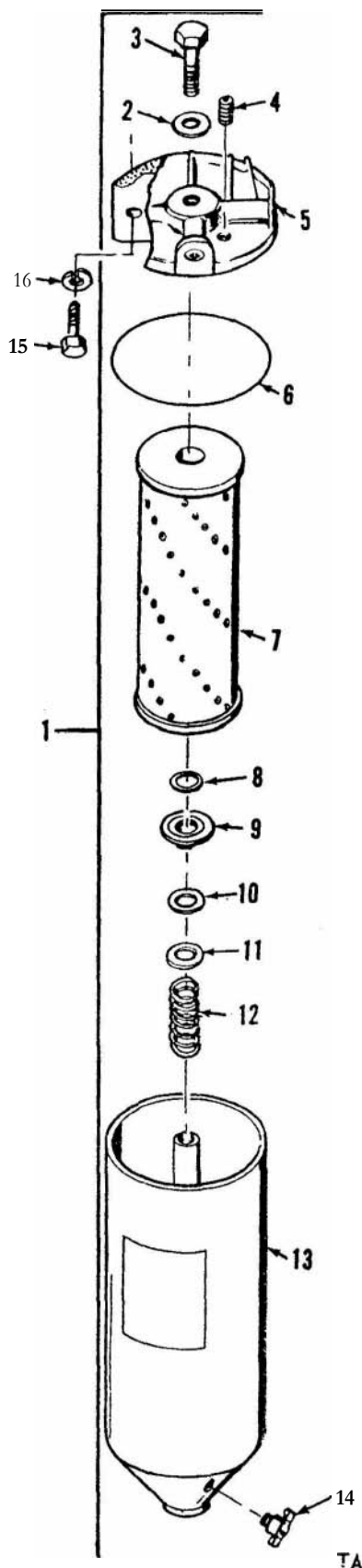


Figure 39. Fuel filter, primary, and related parts.

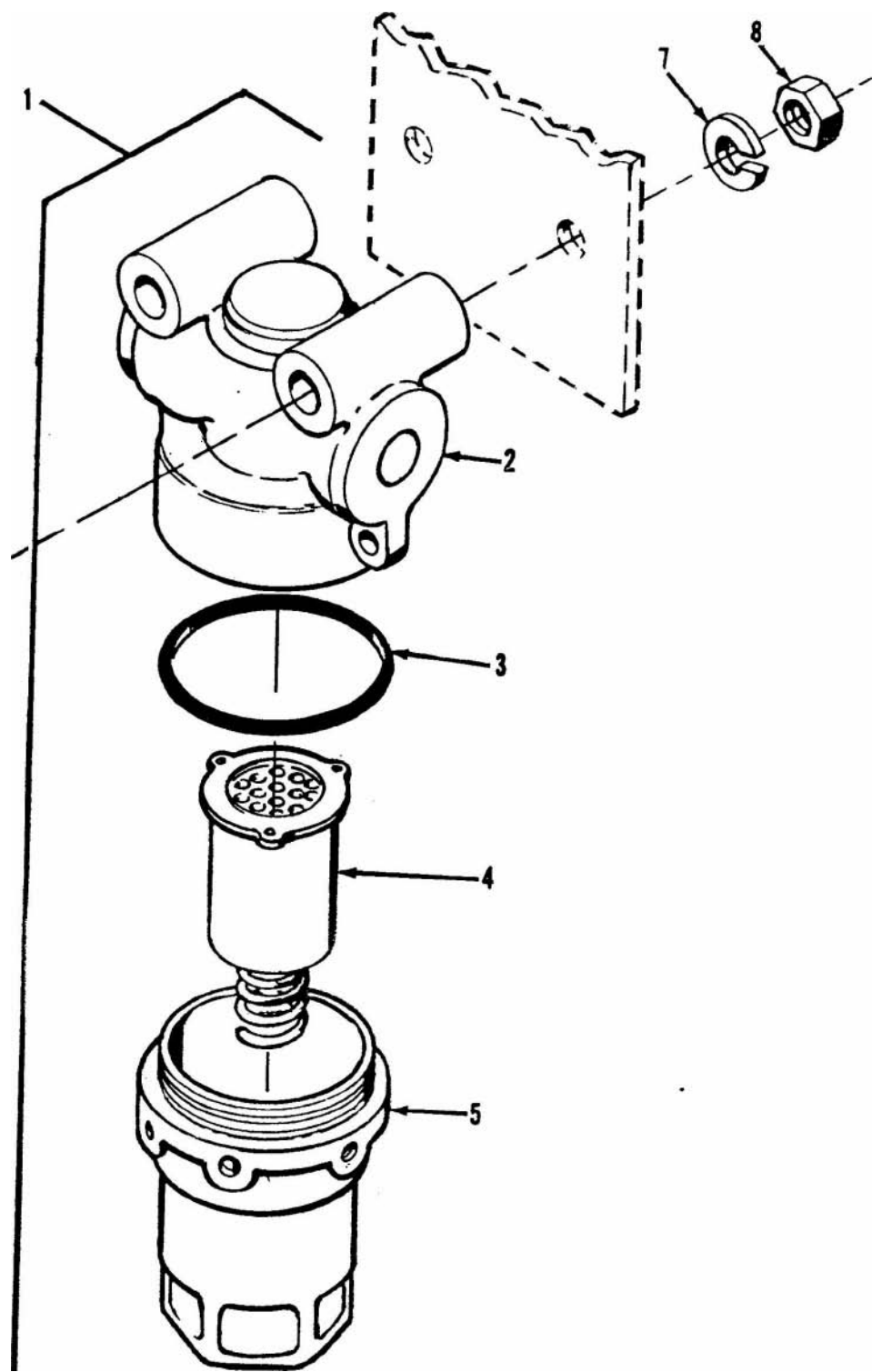
(1) Illustration		(2)	(3)	(4)	(5)	(6)	(7)	(8)
(a) Fig. No.	(b) Item No.	SMR code	National stock No.	Part No.	FSCM	Description Usable On Code	U / M	Qty. inc in unit
						0309 FUEL FILTER, SECONDARY, AND RELATED PARTS		
40	1	PAOZZ	2910-00-781-1354	5574533	72582	FILTER, FLUID, PRESSURE: SECONDARY	EA	1
40	2	PAOZZ	5310-00-551.0433	1503536	72582	WASHER, FLAT: COVER SCREW	EA	1
40	3	PAOZZ	5306-00-604.7961	5574118	72582	SCREW:	EA	1
40	4	PAOZZ	4730-00-187-4207	8327194	19207	PLUG, PIPE:	EA	1
40	5	PAOZZ	2910-00-932-9634	6436254	72582	COVER, STRAINER:	EA	1
40	6	PAOZZ	5330-00-846-9841	5574161	72582	GASKET: COVER, STRAINER	EA	1
40	7	PAOZZ	2910-00-287-1912	5574508	72582	FILTER ELEMENT, FLUID PRESSURE:	EA	1
40	8	PAOZZ	5365-00-543.3615	5574120	72582	RING, RETAINING:	EA	1
40	9	PAOZZ	5330-00-612-3123	5574126	72582	SEAL, PLAIN ENCASED:	EA	1
40	10	PAOZZ	5340-00-612-3134	5574123	72582	SEAT:	EA	1
40	11	XDOZZ		5573234	24617	WASHER, FLAT:	EA	1
40	12	PAOZZ	5360-00-619-8198	5574124	72582	SPRING, HELICAL:	EA	1
40	13	PAOZZ	2910-00-015-3609	5575169	72582	FILTER BODY, FLUID:	EA	1
40	14	PAOZZ	4820-00-849-1220	MS35782.5	96906	COCK, DRAIN: BRASS, 1/4-18 NPTF	EA	1
40	15	PAOZZ	5305-00-269-3210	MS90725-59	96906	SCREW, CAP, HEXAGON HEAD: S, DC PLTD, 3/8-16 UNC. 2A, 7/8 IN. LG	EA	2
40	16	PAOZZ	5310-00-637-9541	MS3533E 46	96906	WASHER, LOCK: S, CD PLTD, 3/8 IN.	EA	2



TA037573

Figure 40. Fuel secondary, and related parts

(1) Illustration		(2)	(3)	(4)	(5)	(6)	(7)	(8)
(a) Fig. No.	(b) Item No.	SMR code	National stock No.	Part No.	FSCM	Description Usable On Code	UOM	Qty inc in unit
41	1	PAOZZ	1660-00-025-3493	MS51085-1	96906	0309 FUEL FILTER, ASSEMBLY AND RELATED PARTS		
41	2	XAOZZ		7416621	19207	FILTER, FLUID, PRESSURE: BC	EA	1
41	3	PAOZZ	6330-00-265-1089	MS29513-125	96906	HEAD: BC	EA	1
41	4	PAOZZ	2910-00-203-3322	8328647	19207	PACKING, PREFORMED: 1.299 ID BC	EA	1
41	5	PAOZZ	2910-00-031-9083	7413736	19207	FILTER ELEMENT, FLUID PRESSURE: BC	EA	1
41	6	PAOZZ	5305-00-995-6311	MS35207-271	96906	BOWL, SEDIMENT: BC	EA	1
41	7	PAOZZ	5310-00-014-5850	MS27183-42	96906	SCREW, MACHINE: S, CD PLTD, 10-32 UNF-2A 2 BC	EA	2
						IN. LG BC	EA	2
						WASHER, FLAT: S, CD PLTD, 0.219 IN. ID, 0.500		
						IN. OD, 0.049 IN. THK		
41	8	PAOZZ	5310-00-877-5797	MS21044N3	96906	NUT, SELF LOCKING: S, CD PLTD, 10-32 UNF-3B BC	EA	2



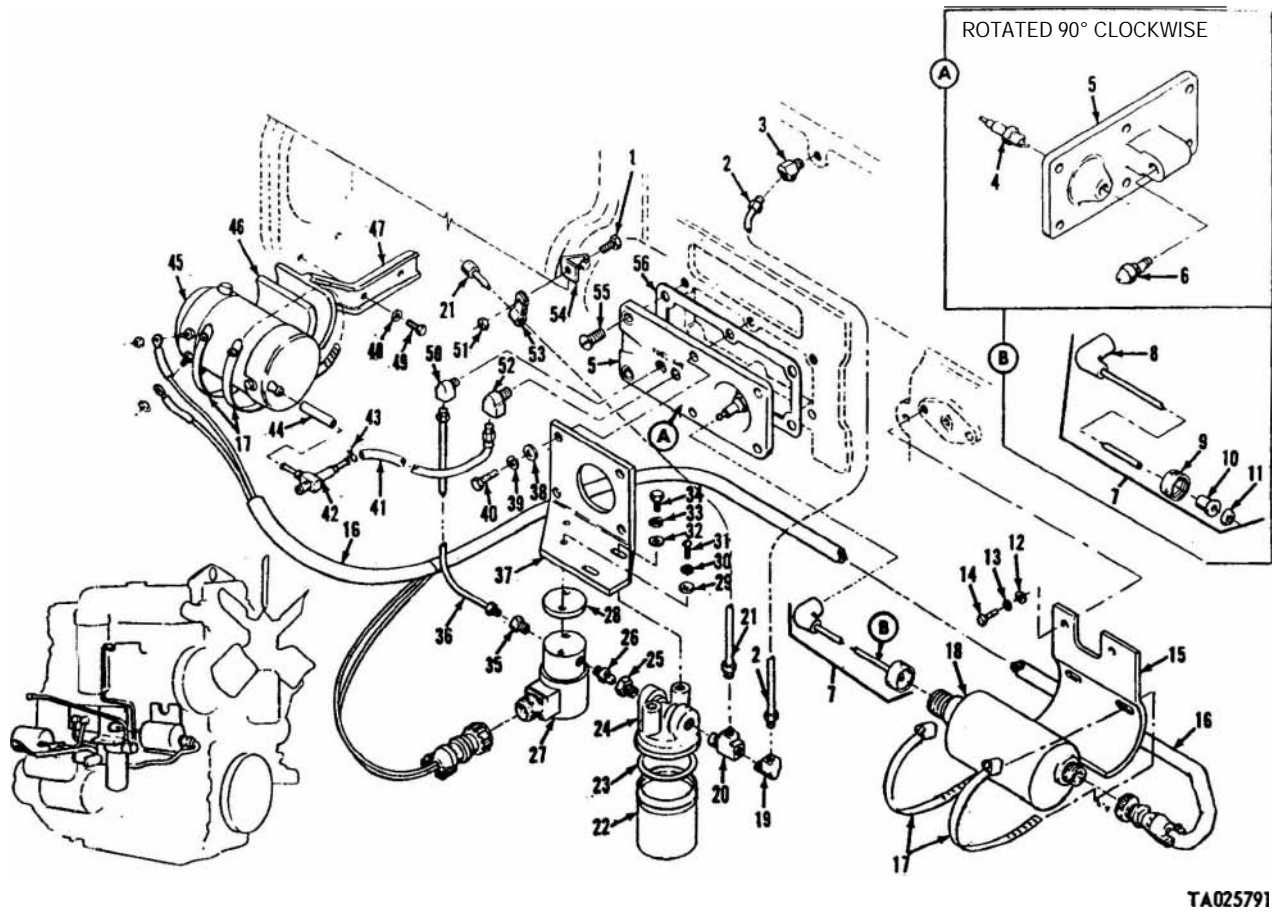
A 122099

Figure 41 Fuel filter assembly and related parts.

Item No.	Illustration	(2)	(3)	(4)	(5)	(6)	(7)	(8)
		SMR code	National stock No.	Part No.	FSCM	Description Usable on engine	U M	Qty. in kit
						0311 ENGINE STARTING AIDS COLD START SYSTEM		
42	1	PAFZZ	5305-00-269-2801	MS90726-58	96906	SCREW, CAP, HEXAGON HEAD: S, CD PLTD, 3/8-24 UNF. 2A, 3/4 IN. LG	EA	1
42	2	PAFZZ	4710-00-103-4552	5139846	72582	TUBE ASSEMBLY, METAL: INLET, AIR HEATER	EA	1
42	3	PAFZZ	4730-00-278-0158	143337	24617	ELBOW: 45 DEGREE, AIR HEATER	EA	1
42	4	PAFZZ	2920-00-103-4553	5611115	72582	ELECTRODE: AIR HEATER.	EA	1
42	5	XBFZZ		5139563	72582	COVER, AIRBOX: AIR HEATER	EA	1
42	6	PAFZZ	2815-00-103-4549	5232519	72582	NOZZLE ASSEMBLY: SPRAY, AIR HEATER	EA	1
42	7	PAFZZ	2815-00-105-9842	5141914	72582	WIRE ASSEMBLY: COIL, HIGH TENSION, AIR HEATER	EA	1
42	8	XAFZZ		5141916	72582	BOOT ASSEMBLY: ELECTRODE, AIR HEATER	EA	1
42	9	XAFZZ		5197281	72582	NUT: BOOT ASSEMBLY	EA	1
42	10	XAFZZ		5197282	72582	COLLAR: BOOT ASSEMBLY	EA	1
42	11	XAFZZ		5197283	72582	GLAND: BOOT ASSEMBLY	EA	1
42	12	PAFZZ	5307-00-010-3241	103241	24617	WASHER, FLAT	EA	2
42	13	PAFZZ	5310-00-637-9541	MS35338-46	96906	WASHER, LOCK: S, CD PLTD, 3/8 IN.	EA	2
42	14	PAFZZ	5305-00-543-2419	MS90728-61	96906	SCREW, CAP, HEXAGON HEAD: S, CD PLTD. 3/8-16 UNC-2A, 1-1/8 IN. LG	EA	4
42	15	PAFZZ	2815-00-103-4554	5134176	72582	BRACKET: COIL, AIR HEATER	EA	1
42	16	PAFZZ	2590-00-176-3295	5142772	72582	WIRING HARNESS: AIR HEATER	EA	1
42	17	PAFZZ	4730-00-278-9140	AN737RM91	88044	CLAMP: COIL, AIR HEATER	EA	4
42	18	XDFZZ		5145768	72582	COIL ASSEMBLY: AIR HEATER	EA	1
42	19	PAFZZ	2910-00-780-5223	516440	72682	ELBOW: INLET, FUEL DRAIN, AIR HEATER	EA	1

Illustration		SMR code	National stock No.	Part No.	FSCM	Description Usable On Code	U / M	Qty inc. in unit
(a) Fig. No.	(b) Item No.							
COLD START SYSTEM—Continued								
42	20	PAFZZ	2910.00-780-5228	5127610	72682	TEE: FUEL FILTER, AIR HEATER	EA	1
42	21	PAFZZ	4710-00-103-2218	5139867	72582	TUBE ASSEMBLY, METAL: INLET, AIR HEATER	EA	1
42	22	XBFZZ		5140410	72582	FILTER, ASSEMBLY: AIR HEATER	EA	1
42	23	XBFZZ		5196158	72682	SEAL, RING: FILTER	EA	1
42	24	XBFZZ		5140409	72582	COVER, FILTER: AIR HEATER	EA	1
42	25	PAFZZ	4730-00-277-8764	137404	21450	ADAPTER, STRAIGHT, PIPE TO TUBE:	EA	1
42	26	PAFZZ	4730.00-780-8106	444285	19207	NIPPLE, PIPE: AIR HEATER	EA	1
42	27	PAFZZ	4810.00-947-7605	7062194	19207	VALVE, SOLENOID: SUPPLY PUMP SHUTOFF, AIR HEATER	EA	1
42	28	XBFZZ		5142776	72582	SPACER, PLATE: SOLENOID MOUNTING. AIR HEATER	EA	1
42	29	PAFZZ	5310.00-809-8546	MS27183-8	96906	WASHER, FLAT: S, CD PLTD, 0.219 IN. ID, 0.438 IN. OD, 0.049 IN. THK	EA	2
42	30	PAFZZ	5310-00-045-3296	MS35338-43	96906	WASHER, LOCK: S, CD PLTD, #10 IN.	EA	2
42	31	PAFZZ	5305.00-993-1851	MS35207-267	96906	SCREW, MACHINE: S, CD PLTD, 10-32 UNG-2A, 1 IN. LG	EA	2
42	32	PAFZZ	5310-00-081-4219	MS27183-12	96906	WASHER, FLAT: S. CD PLTD, 0.344 IN. ID. 0.588 IN. OD, 0.065 IN. THK	LA	2
42	33	PAFZZ	5310-00-407-9566	MS35338-45	96906	WASHER, LOCK: S, CD PLTD. 5/16 IN.	EA	2
42	34	XDFZZ		114671	21450	SCREW, MACHINE:	EA	2
42	35	XBFZZ		141539	21450	BUSHING, REDUCING: AIR HEATER	EA	1
42	36	PAFZZ	2815.00-103-4551	5139965	72582	TUBE ASSEMBLY: INLET. AIR HEATER	EA	1
42	37	XBFZZ		5127861	72582	BRACKET: AIR HEATER	EA	1
42	38	PAFZZ	5310-00-080-6004	MS27183-14	96906	WASHER, FLAT: S, CD PLTD, 0.406 IN. ID, 0.812 IN. OD, 0.065 IN. THK	EA	4
42	39	PAFZZ	5310.00-637-9541	MS35338-46	96906	WASHER, LOCK: S, CD PLTD, 3/8 IN.	EA	4
42	40	PAFZZ	5306-00-226-4829	MS90728-36	96906	SCREW, CAP, HEXAGON HEAD: S, CD PLTD. 5/16-18 UNC-2A, 1 1/4 IN. LG		
42	41	XDFZZ		5120970	72682	HOSE: AIR HEATER	EA	1
42	42	PAFZZ	4820-00-152-6195	5145461	72582	VALVE, CHECK AND RELIEF: AIR HEATER	EA	1
42	43	PAFZZ	4730-00-202-8972	111603	72582	CLAMP, HOSE: AIR HEATER	EA	1
42	44	PAFZZ	4720-00-217-5463	5145666	72582	HOSE, PUMP: AIR HEATER	EA	1
42	45	PAFZZ	2815-00-103-4550	5142748	72582	PUMP ASSEMBLY: AIR HEATER	EA	1

(1) Illustration		(2)	(3) National stock No.	(4) Part No.	(5) FSCM	(6) Description Usable On Code	(7) U M	(8) Qty in unit
(a) 1	(b) Item No	win. code						
42	46	XBFZZ		5145223	72582	COLD START SYSTEM—Continued	EA	1
42	47	XBFZZ		5145222	72582	PAD: AIR HEATER	EA	1
42	48	PAFZZ	5310-00-080-6004	MS27183-14	96906	BRACKET: AIR HEATER	EA	1
						WASHER, FLAT : S, CD PLTD, 0.406 IN. ID, 0.182 IN. OD, 0.065 IN. THK	EA	2
42	49	PAFZZ	5306-00-949-5758	9409215	72582	BOLT, SELF LOCKING: AIR HEATER	EA	2
42	50	XDFZZ		137420	21450	ELBOW: AIR HEATER	EA	1
42	51	PAFZZ	5310-00-725-7382	MS35690-624	96906	NUT, PLAIN HEXAGON: S, 3/8 -24 UNF-2B	EA	1
42	52	XDFZZ		137421	21450	ELBOW: AIR HEATER	EA	1
42	53	PAFZZ	5340-00-367.7300	5177623	72582	STRAP, RETAINING: AIR HEATER	EA	1
42	54	XBFZZ		5145872	72582	BRACKET: AIR HEATER	EA	1
42	55	PAFZZ	5305-00-958-5258	MS35190-317	96906	SCREW, MACHINE: S, CD PLTD, 3/8 -16 UNC-2A 3/4 IN. LG	EA	2
42	56	PAFZZ	5330-00-080.6571	5116380	72582	1 GASKET: AIR HEATER, PART OF KIT 5197340	EA	1



TA025791

Figure 42. Cold start system.

(1) Illustration		(2)	(3)	(4)	(5)	(6)	(7)	(8)
(a) Fig. No.	(b) Item No.	SMR code	National stock No.	Part No.	FSCM	Description Usable On Code	U M	Qty. inc ir unit
43	1	PAOZZ	5310-00-761-6882	MS351967-2	96906	0311 AUXILIARY STARTER RELAY SWITCH	EA	2
43	2	PAOZZ	5310-00-889-2528			NUT, PLAIN, HEXAGON: S, CD PLTD, 3/4-20 UNC-2B	EA	4
43	3	PAOZZ	2920.00-735-9542	MS45904-68	96906	WASHER, LOCK: S, CD PLTD, 3/4 IN.	EA	1
43	4	MOOZZ		11602713	19207	SWITCH, RELAY STARTER: "	EA	1
				11659904	19207	CABLE: CIRCUIT NO. 281, FABRICATE FROM: 1- TERMINAL, NSN 6940-00-114-1306, 1 TERMINAL, NSN 5940- 00-143-5284 , 14 IN. WIRE, NSN 6145.00-538-8222 (SEE GROUP 9601)		
43	4	MOOZZ		11659903	19207	CABLE: CIRCUIT NO. 274, FABRICATE FROM: 1- TERMINAL, NSN 6940-00-114-1306, 1-TERMINAL, NSN 5940- 00-114-1305 55 IN. WIRE, NSN 6145-00-538-8222 (SEE GROUP 9501)	EA	1
43	4	MOOZZ		11659929	19207	CABLE: CIRCUIT NO. 94, FABRICATE FROM: 1- TERMINAL, NSN 5940-00-143-4777, 1-TERMINAL, NSN 5940- 00-143-4794 , 53/4 IN. WIRE, NSN 6145-00-705-6678 (SEE GROUP 9501)	EA	1
43	5	PAOZZ	9905.00-752-4649	MS39020-1	96906	BAND , MARKER:	EA	2
43	6	PAOZZ	5790.00-984-6582	MS3367-1-0	96906	STRAP, TIE DOWN, ELECTRICAL COMPONENTS: BLACK PLASTIC, TYPE 1, CLASS 1	EA	5
93	7	PAOZZ	5305.00-068-0502	MS90725-6	96906	SCREW, CAP, HEXAGON HEAD: S, CD PLTD, 1/4-20 UNC- 2A, 3/4 IN. LG.	EA	2

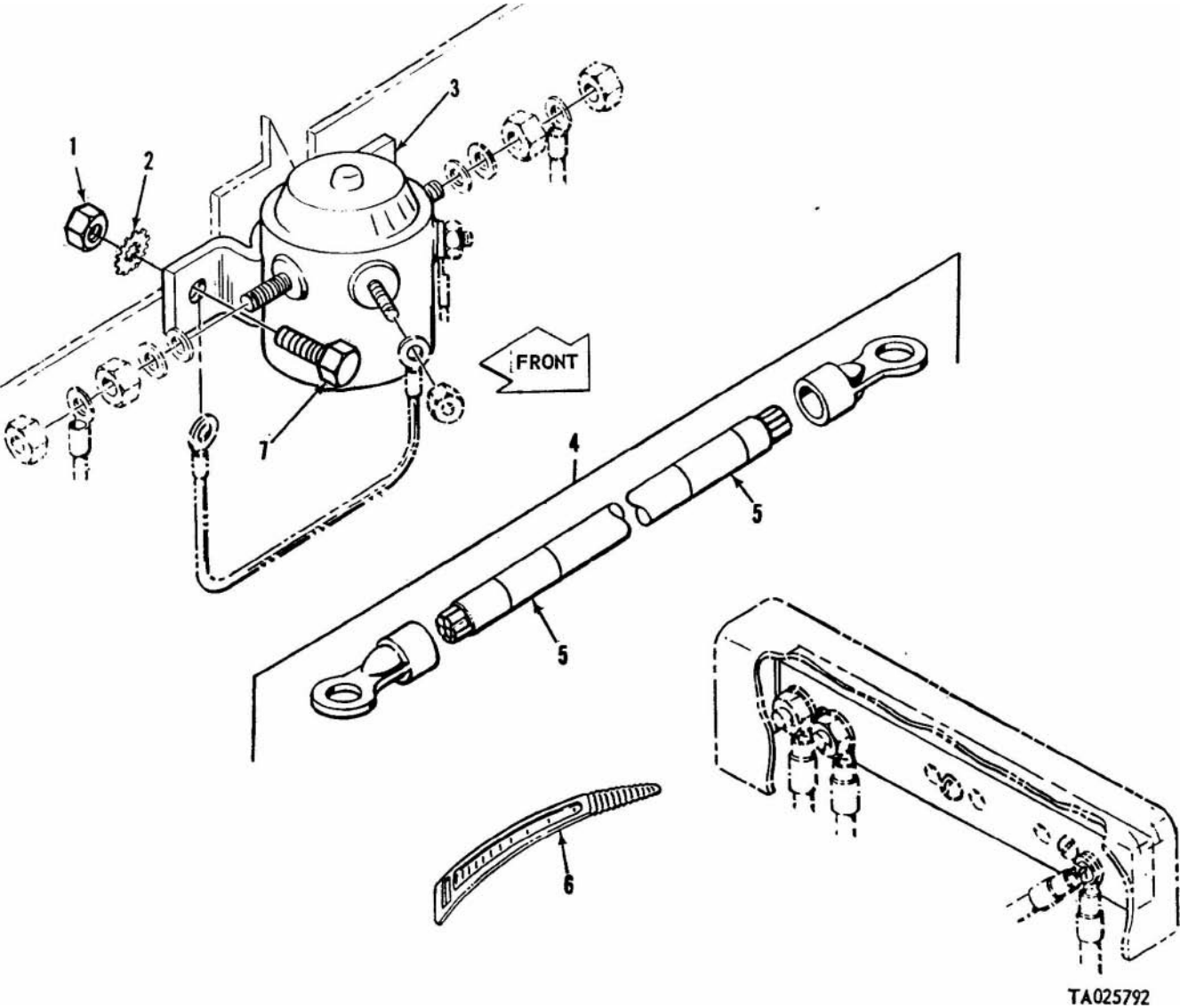
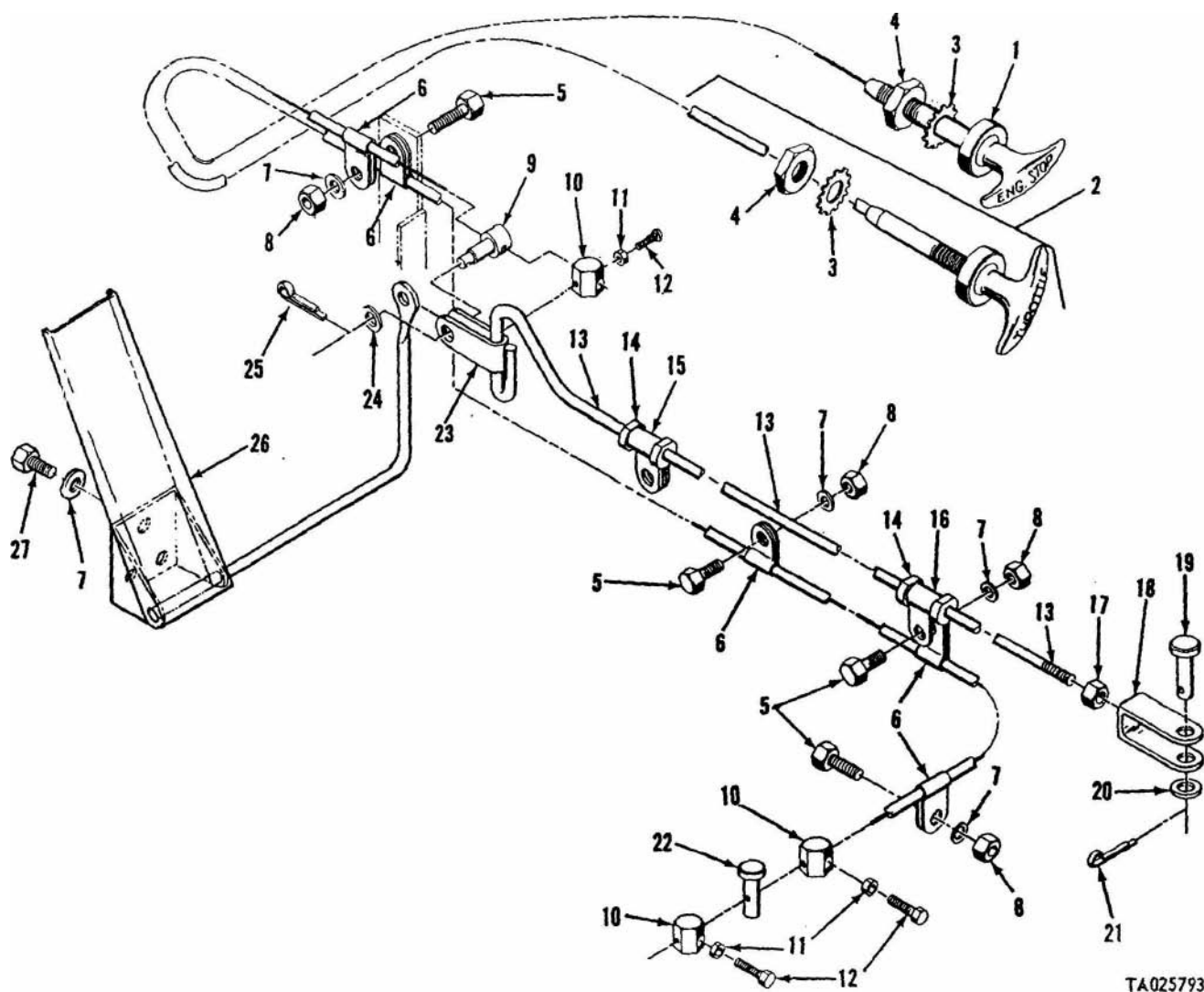


Figure 43. Auxiliary starter relay switch.

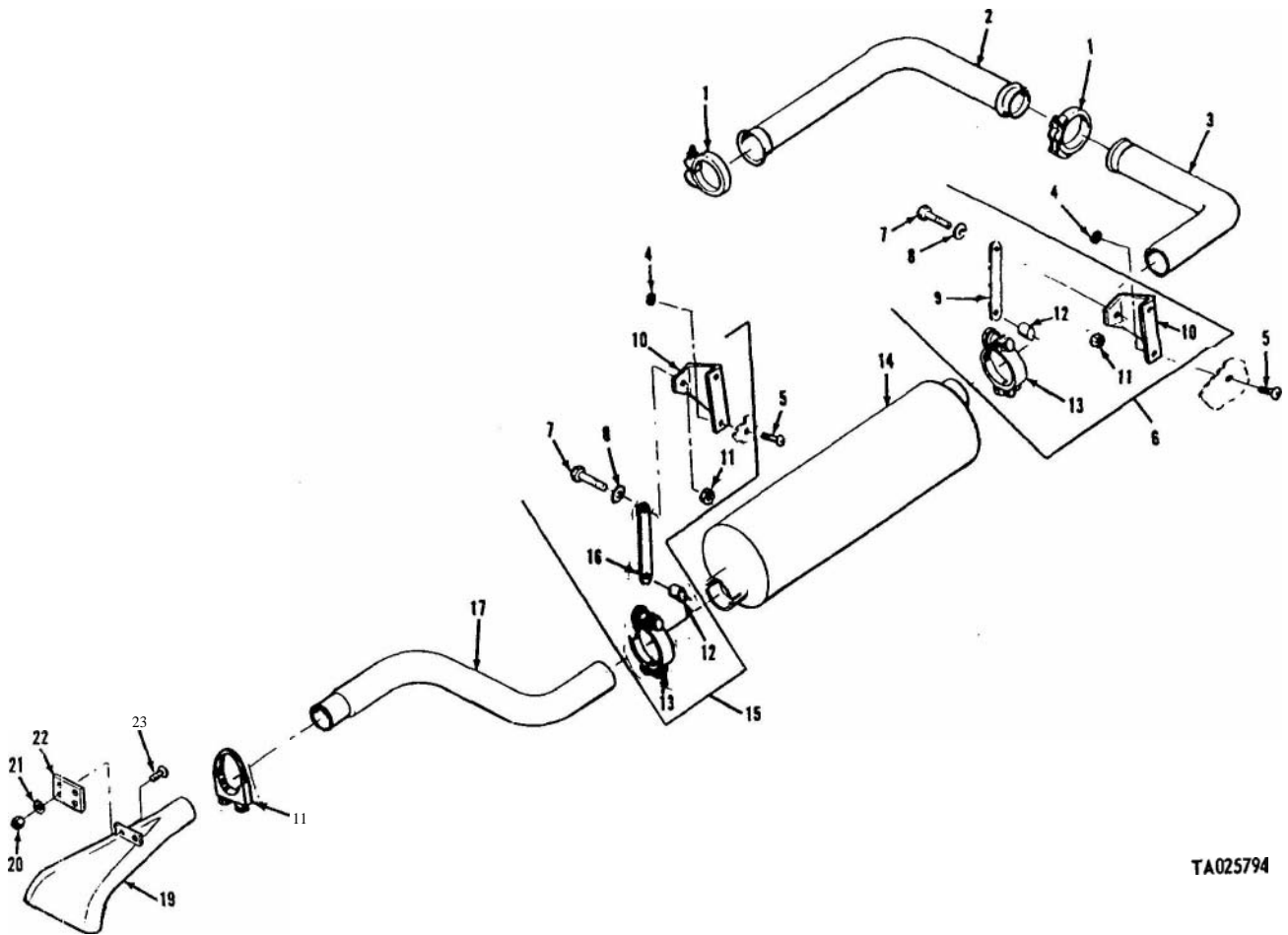
(1) Illustration		(2)	(3)	(4)	(5)	(6)	(7)	(8)
(a) Fig. No.	(b) Item No.	SMR code	National stock No.	Part No.	FSCM	Description Usable On Code	U - M	Qty inc if unit
						0312 ACCELERATOR, THROTTLE AND CHOKE CONTROLS		
44	1	PAOZZ I	2590-00-880-3797	10872080-1	19207	CONTROL ASSEMBLY, PUSH PULL: ENGINE STOP	EA	1
44	2	PAOZZ I	2990-00-411-9536	MS500043-4	96906	CONTROL ASSEMBLY, PUSH PULL: THROTTLE	EA	1
44	3	PAOZZ	5310-00-627-6128	MS35335-35	96906	WASHER, LOCK: S, CD PLTD, 3/8 IN.	EA	2
44	4	PAOZZ	5310-00-975-2075	MS35691-21	96906	NUT, PLAIN, HEXAGON: S, CD PLTD, 3/8-24 UNF-2B	EA	2
44	5	PAOZZ	5305-00-068-0506	MS90726-6	96906	SCREW, CAP, HEXAGON HEAD: S, CD PLTD, %-28 UNF-2A, 3/4 IN. LG	EA	4
44	6	PAOZZ	5340-00-827-8314	MS21333-33	96906	CLAMP, LOOP PLAIN: S, 0.188 I D	EA	5
44	7	PAOZZ	5310-00-582-5965	MS35338-44	96906	WASHER, LOCK: S, CD PLTD, 1/4 IN.	EA	7
44	8	PAOZZ	5310-00-913-7020	MS51968-3	96906	NUT, PLAIN, HEXAGON: S, CD PLTD, %-28-UNF-2B	EA	4
44	9	PAOZZ	5315-00-079-1718	11594980	19207	PIN, SHOULDER, HEADLESS: ACCELERATOR	EA	1
44	10	PAOZZ	2540-00-737-1193	7371193	19207	STOP: WIRE ENDS	EA	3
44	11	PAOZZ	5310-00-934-9757	MS35649-282	96906	NUT, PLAIN, HEXAGON: S, CD PLTD, 8/32 UNC-2B	EA	3
44	12	PAOZZ	5305-00-984-6193	MS35206-245	96906	SCREW, MACHINE: S, CD PLTD, 8/32 UNC 2A-1/4 IN. LG	EA	3
44	13	PAOZZ	5306-00-159-0027	11656266	19207	ROD, THREADED END:	EA	1
44	14	PAOZZ	3120-00-031-7718	11656267	19207	BEARING: ACCELERATOR ROD	EA	2
44	15	PAOZZ	5340-00-597-6322	MS21333-47	96906	CLAMP, LOOP: PLAIN, S, 3/8 IN. ID	EA	1
44	16	PAOZZ	5340-00-286-2494	MS21333-36	96906	CLAMP, LOOP, PLAIN: S, 0.376 NOM. DIA	EA	1
44	17	PAOZZ	6310-00-934-9751	MS35650-302	96906	NUT, PLAIN, HEXAGON: S, CD PLTD, UNF-2B-32	EA	1
44	18	PAOZZ	5340-00-230-6692	11656262	19207	CLEVIS: ROD	EA	1
44	19	PAOZZ	5315-00-081-7030	MS20392-5C21	96906	PIN, STRAIGHT, HEADED: S, CD PLTD, 1/8 IN. OD, 0.906 IN. LG	EA	1
44	20	PAOZZ	5310-00-080-6004	MS27183-14	96906	WASHER, FLAT: S, CD PLTD, 0.406 IN. ID, 0.812 IN. OD, 0.065 IN. THK	EA	1
44	21	PAOZZ	5315-00-059-0158	MS24665-212	96906	PIN, COTTER: S, CD PLTD, 5/64 IN. OD, 1 IN. LG	EA	1
44	22	PAOZZ	5315-00-812-3417	MS20392-4C15	96906	PIN, STRAIGHT, HEADED: S, CD PLTD, 5/16 IN. OD, 0.719 IN. LG	EA	1
44	23	PAOZZ	5340-00-187-9011	11656263	19207	CLEVIS: ROD	EA	1
44	24	PAOZZ	5310-00-809-8546	MS27183-8	96906	WASHER, FLAT: S, CD PLTD, 0.219 IN. ID, 0.438 IN. OD, 0.049 IN. THK	EA	1
44	25	PAOZZ	6315-00-839-2325	112726	24617	PIN, COTTER: PEDAL	EA	1
44	26	PAOZZ	2540-00-880-3790	11594974	19207	PEDAL ASSEMBLY:	EA	1
44	27	1 PAOZZ	5305-00-068-0502	MS90726 6	96906	SCREW, CAP, HEXAGON HEAD: S, CD PLTD, 1/4-20 UNC-2A, 3/4 IN. LG.	EA	3



TA025793

Figure 44. Accelerator, throttle and choke controls.

(1) Illustration		(2)	(3)	(4)	(5)	(6)	(7)	(8)
(a) Fig No.	(b) Item No.	SMR code	National stock No.	Part No.	FSCM	Description Usable On Code	U / M	Qty inc in unit
GROUP: 04 EXHAUST SYSTEM								
0401 MUFFLER EXHAUST PIPES, AND RELATED PARTS								
45	1	PAOZZ	5340-00-899-2865	MS27114-13B	96906	COUPLING, CLAMP: 3.1/4 OD, FLANGE	EA	2
45	2	PAOZZ	2990-00-080-7146	11594618	19207	PIPE, EXHAUST:	EA	1
45	3	PAOZZ	2990-00-080-7147	11594619	19207	PIPE, EXHAUST:	EA	1
45	4	PAOZZ	5310-00-407-9566	MS35338-45	96906	WASHER, LOCK: S, CD PLTD, 5/16 IN.	EA	4
45	5	PAOZZ	5306-00-543-4405	MS35307-334	96906	SCREW, CAP, HEXAGON HEAD: S, CRES, 5/16 18 UNC-2A, 1 IN. LG	EA	4
45	6	XDOZZ		11594590-1	19207	BRACKET ASSEMBLY:	EA	1
45	7	XDOZZ		10009605	18876	BOLT, SHOULDER:	EA	2
45	8	PAOZZ	5310-00-809-5998	MS27183-18	96906	WASHER, FLAT: S, CD PLTD, 0.531 IN. ID, 1.062 IN. OD, 0.095 IN. THK	EA	2
45	9	XAOZZ		11594716-1	19207	HANGER, INLET:	EA	1
45	10	XAOZZ		11594620	19207	BRACKET:	EA	2
45	11	PAOZZ	5310-00-059-9264	MS21045C6	96906	NUT, SELF-LOCKING , HEXAGON: CRES, 3/8-24 UNF.3H	LA	2
45	12	XAOZZ		11595846	19207	SPACER	EA	2
45	13	PAOZZ	2990-00-079-8610	MS53041-3	96906	CLAMP ASSEMBLY: S, CD PLTD, 2-9/16 IN. ID	EA	2
45	14	PAOZZ	2990-00-080-7141	10945147	19207	MUFFLER, EXHAUST:	EA	1
45	15	XDOZZ		11594590-2	19207	BRACKET ASSEMBLY:	EA	1
45	16	XAOZZ		11594716-2	19207	HANGER, OUTLET:	EA	1
45	17	PAOZZ	2990-00-080-7145	11595063	19207	PIPE, EXHAUST:	EA	1
45	18	PAOZZ	5306-00-735-2930	10915181	19207	BOLT, "U":	EA	1
45	19	PAOZZ	2990-00-111-6656	11595866	19207	PIPE, EXHAUST: TAIL	EA	1
45	20	PAOZZ	5310-00-823-8835	MS21045C5	96906	NUT, SELF-LOCKING, HEXAGON: CRES, 5/16-24 UNF.3H	EA	4
45	21	PAOZZ	5310-00-625-5756	MS15795-812	96906	WASHER FLAT: CRES, 0.343 IN. ID, 0.687 IN. OD. 0.065 IN. THK	EA	4
45	22	PAOZZ	2990-00-080-7144	11595867	19207	HANGER, EXHAUST PIPE: MAKE FROM RUBBER TIRE CLASS 4 OR 6 PLY 2 IN. BY 3 IN.	EA	1
45	23	PAOZZ	5306-00-021-3912	MS35308-334	96906	SCREW, CAP, HEXAGON HEAD: 5/16-24 UNF-2A 1 IN. LG.	EA	4



TA025794

Figure 45. Muffler exhaust pipes and related parts.

(1) Illustration		(2)	(3)	(4)	(5)	(6)	(7)	(8)
(a) Fig. No.	(b) Item No.	SMR code	National stock No.	Part No.	FSCM	Description Usable On Code	U / M	Qty. inc in unit
						0401 HEATER EXHAUST AND RELATED PARTS		
46	1	PAOZZ	4730-00-908-3193	MS35842-12	96906	CLAMP, HOSE: CRES, 1 1/16 IN. ID	BC	EA 1
46	2	PAOZZ	2590-00-557-8175	1159693	19207	EXHAUST ASSEMBLY:	BC	EA 1
46	3	PAOZZ	2540-00-782-1775	11695692	19207	CAP, HEATER EXHAUST:	BC	EA 1
46	4	PAOZZ	5305-00-984-6196	MS35206-248	96906	SCREW, MACHINE: S, CD PLTD, 8-32 UNC-2A, 7/8	BC	EA B
46	5	XBOZZ		11595717	19207	IN. LG		
46	6	PAOZZ	5330-00-781-7751	11595723	19207	RETAINER:	BC	EA 2
46	7	PAOZZ	5310-00-811-3494	MS21044N08	96906	GASKET:	BC	EA 1
						NUT, SELF-LOCKING, HEXAGON: S, CD PLTD. 8-	BC	EA 8
						32 UNC-3B		
46	8	XBOZZ		11595705	19207	CLAMP, LOOP:	BC	EA 1
46	9	PAOZZ	5310-00-877-5796	MS21044N4	96906	NUT, SELF-LOCKING, HEXAGON: S, CD PLTD 1-	BC	EA 1
						28 UNF-3B		
46	10	PAOZZ	5340-00-912-8871	MS21333-43	96906	CLAMP, LOOP: S, PLAIN, 1 IN. ID	BC	EA 1
46	11	PAOZZ	5305-00-068-0506	MS90726-6	96906	SCREW, CAP, HEXAGON HEAD: S, CB PLTD. 1/4	BC	EA 1
						28 UNF-2A, 1/4 IN. LG		
46	12	XBOZZ		11595700	19207	SHROUD:	BC	EA 1
46	13	PAOZZ	5305-00-052-6920	MS24629-56	96906	SCREW, TAPPING: S, CD PLTD, 1/4-20, 3/8 IN, LG	BC	EA 5
46	14	PAOZZ	5305-00-068-0605	MS90726-5	96906	SCREW, CAP, HEXAGON HEAD: S, CD PLTD, 1/4	BC	EA 1
						28 UNF-2A, 5/8 IN. LG		
46	15	PAOZZ	5310-00-809-4058	MS27183-10	96906	WASHER, FLAT: S, CD PLTD, 0,281 IN. ID, 0.625	BC	LA 1
						1 IN. OD. 0.065 IN, THE		
46	16	PAOZZ	2990-00-756-2403	MS53041-1	96906	CLAMP ASSEMBLY: S, CD PLTD, 1 9/16 IN. ID	BC	EA 2
46	17	PAOZZ	2540-00-781-771	1159689	19207	PIPE, EXHAUST:	BC	EA 1

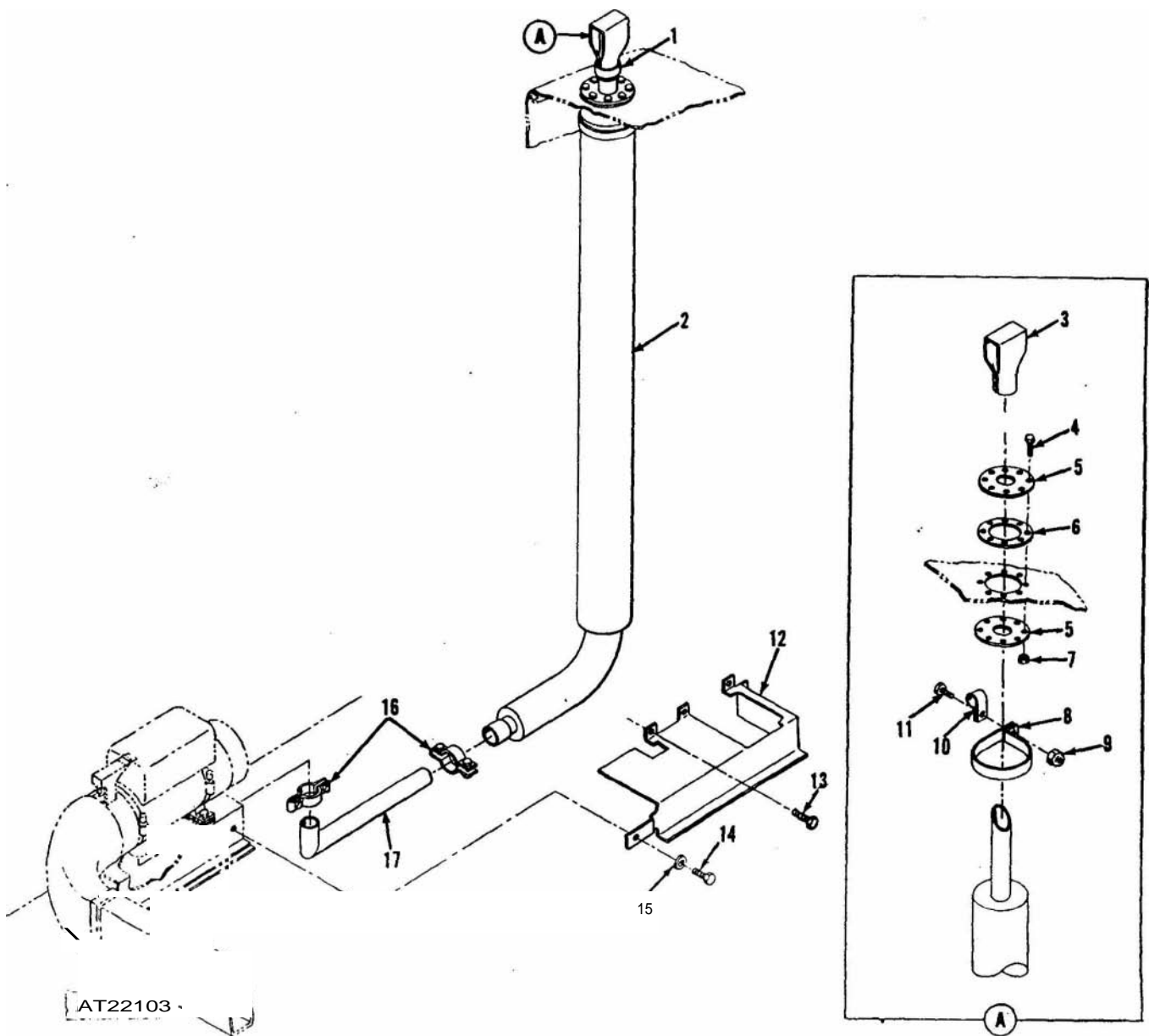
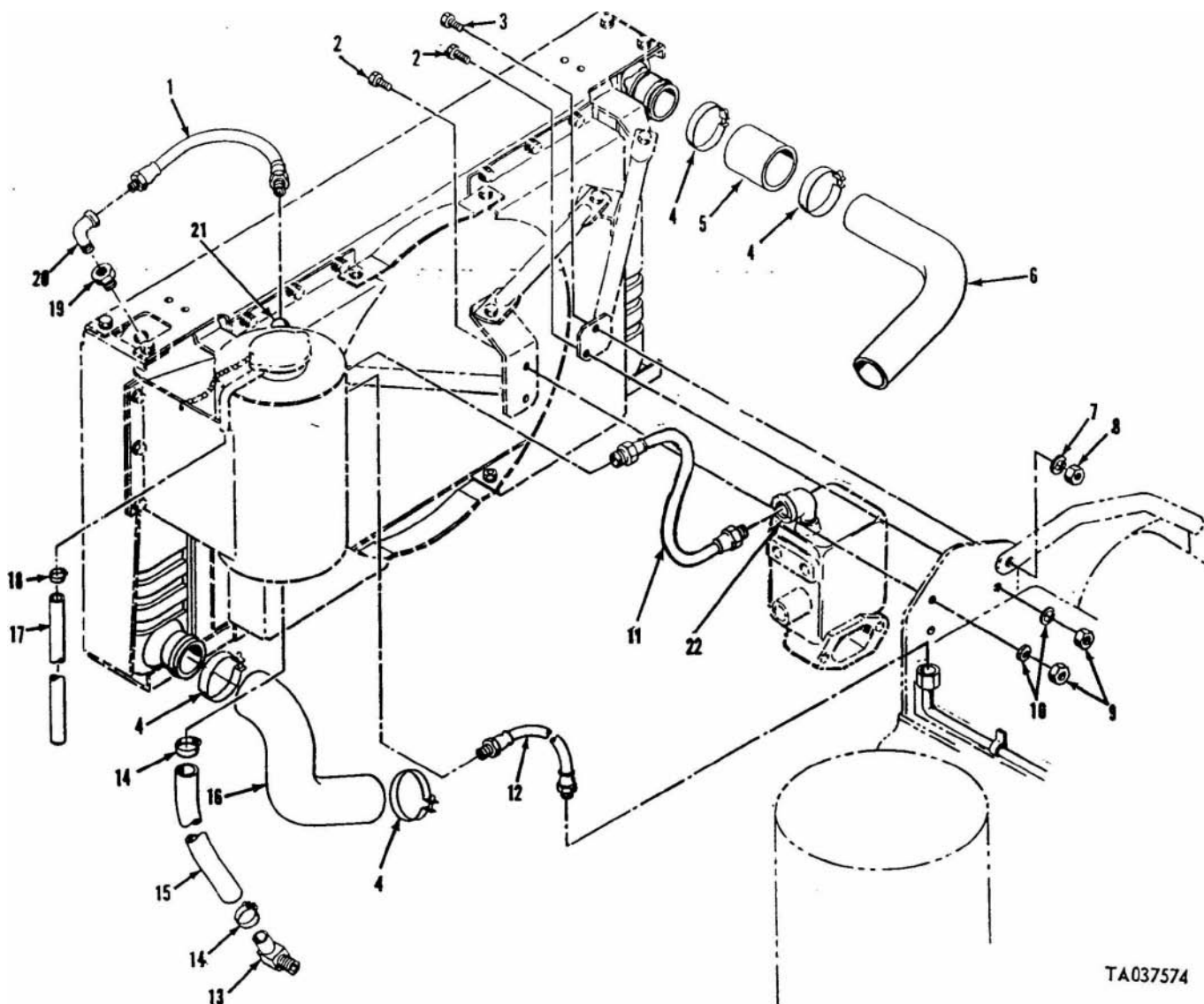


Figure 46. Heater exhaust and related parts.

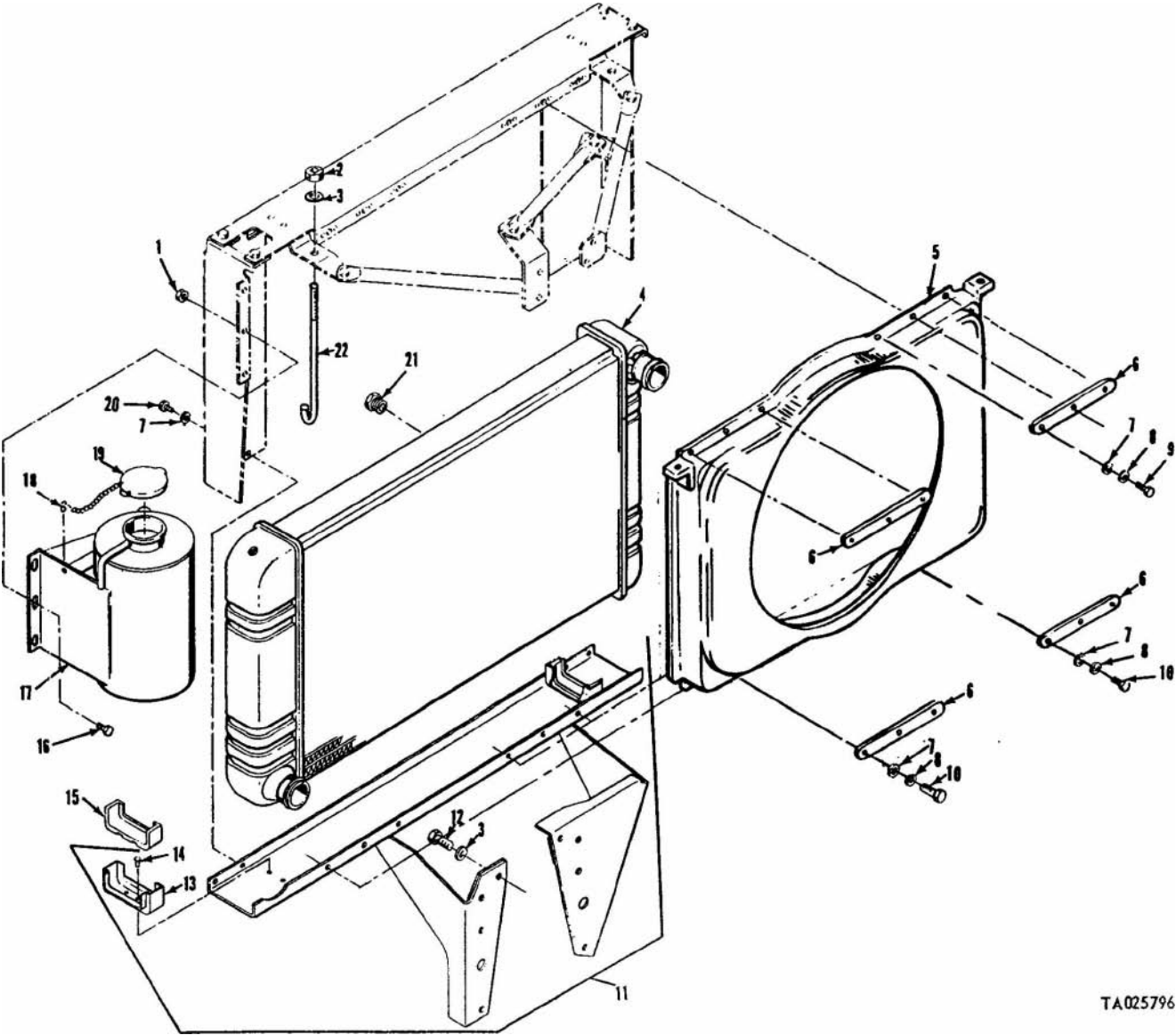
(1) Illustration		(2)	(3)	(4)	(5)	(6)	(7)	(8)
(a) Fig. No.	(b) Item No.	SMR code	National stock No.	Part No.	FSCM	Description Usable On Code	U / M	Qty. inc in unit
						GROUP: 05 RADIATOR		
						0501 RADIATOR HOSES AND RELATED PARTS		
47	1	PAOZZ	4720-00-003-1006	11595506-4	19207	HOSE ASSEMBLY, NONMETALLIC: SURGE TANK	EA	1
47	2	PAOZZ	5305-00-225-3839	MS90725-8	96906	SCREW, CAP, HEXAGON HEAD: S, CD PLTD, V4-20 UNC-2A, 1 IN. LG	EA	3
47	3	PAOZZ	5305-00-269-4511	MS90725-63	96906	SCREW, CAP, HEXAGON HEAD: S, CD PLTD, 3/8-16 UNC-2A, 1.3/8 IN. LG.	EA	1
47	4	PAOZZ	4730-00-909-8627	MS35842-13	96906	CLAMP, HOSE: CRES. 1 13/16 IN. DIA	EA	4
47	5	PAOZZ	4720-00-803-6078	11595126	19207	HOSE, RADIATOR: INLET	EA	1
47	6	PAOZZ	2930-00-079-8567	11594828	19207	ELBOW, RADIATOR: INLET	EA	1
47	7	PAOZZ	5310-00-959-4675	MS35340-46	96906	WASHER, LOCK: S, CD PLTD, 3/8 IN.	EA	1
47	8	PAOZZ	5310-00-913-8881	MS51971-3	96906	NUT, PLAIN, HEXAGON: CRES. 3/8.16 UNC-2B	EA	1
47	9	PAOZZ	5310-00-903-5966	MS51971-1	96906	NUT, PLAIN, HEXAGON : CRES. V4-20 UNC-2B	EA	3
47	10	PAOZZ	5310-00-582-5965	MS35338-44	96906	WASHER, LOCK: S, CD PLTD, 1/2 IN.	EA	3
47	11	PAOZZ	4720-00-081-5090	11596506-1	19207	HOSE ASSEMBLY, NONMETALLIC: THERMOSTAT	EA	1
47	12	PAOZZ	4720-00-083-7127	11595505	19207	HOSE ASSEMBLY, NONMETALLIC: SURGE TANK TO VENT TUBE	EA	1
47	13	PAOZZ	4730.00-809-9703	MS24519-9	96906	ELBOW, PIPE TO HOSE: CRES, 3/4 IN. ID HOSE, 3/4 IN, NPTF	EA	1
47	14	PAOZZ	4720-00-908.3194	MS35842-11	96906	CLAMP, HOSE: CRES, 1 1/16 IN. ID	EA	2
47	15	PAOZZ	4720-00-803-6079	11595513	19207	HOSE, NONMETALLIC: SURGE TANK TO OIL COOLER	EA	1
47	16	PAOZZ	4720-00-192-9432	11660071	19207	HOSE, PREFORMED: OUTLET .	EA	1
47	17	PAOZZ	4720-00-104-6656	11595245-2	19207	TUBING, RUBBER: OVER FLOW	EA	1
47	18	PAOZZ	4730-00-908-3195	MS35842-10	96906	CLAMP, HOSE: CRES, 7/16 IN. ID	EA	1
47	19	PAOZZ	4730-00-141-3085	MS51953-29	96906	NIPPLE, PIPE: S, ZINC, 1/4 IN. NPT, 1 1/2 IN. LG.	EA	1
47	20	PAOZZ	4730.00-278-4284	114127	21450	ELBOW, PIPE: SURGE TANK:	EA	1
47	21	PAOZZ	4730-00-253-4412	MS39230-2	96906	ELBOW, SURGE TANK	EA	1
47	22	PAOZZ	4730-00-287-1649	MS39230-1	96906	ELBOW, THERMOSTAT HOUSING	EA	1



TA037574

Figure 47. Radiator, hoses, and related parts.

(1) Illustration		(2)	(3)	(4)	(5)	(6)	(7)	(8)
(a) Fig. No.	(b) Item No.	SMR code	National stock No.	Part No.	FSCM	Description Usable On Code	U / M	Qty. inc. in unit
						0502 RADIATOR AND SHROUD ASSEMBLY		
48	1	PAOZZ	5310-00-877-5796	MS21044N4	96906	NUT, PLAIN, HEXAGON: S, CD PLTD, 1/4-28 UNF-3B	EA	3
48	2	PAOZZ	5310-00.903-1524	MS51972-3	96906	NUT, PLAIN, HEXAGON: S, CRES, 3/8-24 UNF-2B	EA	1
48	3	PAOZZ	5310-00-637-9541	MS35338-46	96906	WASHER, LOCK: S, CD PLTD, 3/8 IN.	EA	9
48	4	PAOFF	2930-00-081-9503	11601346	19207	RADIATOR, ENGINE, COOLING:	EA	1
48	5	XDOZZ		11676196	19207	SHROUD ASSEMBLY, FAN: W/COVER SEAL AND ADHESIVE	EA	1
48	6	XDOZZ		11656192	19207	CLAMP RIM-CLENCHING	EA	4
48	7	PAOZZ	5310-00.809-4058	MS27183-10	96906	WASHER, FLAT: S, CD PLTD, 0.281 IN. ID, 0.625 IN. OD, 0.066 IN. THK	EA	16
48	8	PAOZZ	5310-00-682-5930	MS35340-44	96906	WASHER, LOCK: S, CD PLTD, 1/4 IN.	EA	12
48	9	PAOZZ	5305-00-267-8977	MS90726-10	96906	SCREW, CAP, HEXAGON HEAD: S, CD PLTD, 1/4-28 UNF. 2A, 1-1/4 IN. LG	EA	6
48	10	PAOZZ	5305-00-071-2241	MS90725 10	96906	SCREW, CAP, HEXAGON HEAD: S, CD PLTD, 1/4 IN. 20 UNC-2A	EA	6
48	11	XBOZZ		11594761	19207	SUPPORT ASSEMBLY: RADIATOR	EA	1
48	12	PAOZZ	5305-00.071-2236	MS90725-15	96906	SCREW, CAP, HEXAGON HEAD: S, CD PLTD 1/4.20 UNC-2A , 2-1/4 IN. LG	EA	8
48	13	XAFZZ		11601622	19207	BRACKET	EA	2
48	14	PAFZZ	5320-00.117-6788	MS20470AD8 10	96906	RIVET: AL, 1/4 IN. OD, 5/8 IN. LG	EA	4
48	15	PAOZZ	2990-00-080-7148	11601623	19207	INSULATOR:	EA	2
48	16	PAOZZ	5305.00-068-0505	MS90726-5	96906	SCREW, CAP, HEXAGON HEAD: S, CD PLTD, 1/4.28 UNF. 2A, 6/8 IN. LG	EA	3
48	17	XDOZZ		11595297	19207	SURGE TANK:	EA	1
48	18	PAOZZ	4030-00-270-5436	MS87006.3	96906	HOOK: S, CD PLTD, 27/32 IN. REACH	EA	1
48	19	PAOZZ	2930.00.933.6424	11589341	19207	CAP, FILLER OPENING:	EA	1
48	20	PAOZZ	5305.00.068.0500	MS90725-3	96906	SCREW, CAP, HEXAGON HEAD: S, CD PLTD, 1/4 20 UNC. 2A, 1/2 IN. LG	EA	4
48	21	PAOZZ	4730.00.954-1281	MS49005-4	96906	PLUG, PIPE : S, PLAIN, 1/4-18	EA	1
48	22	XDOZZ		11656191	19207	TIE ROD, RADIATOR SUPPORT	EA	1

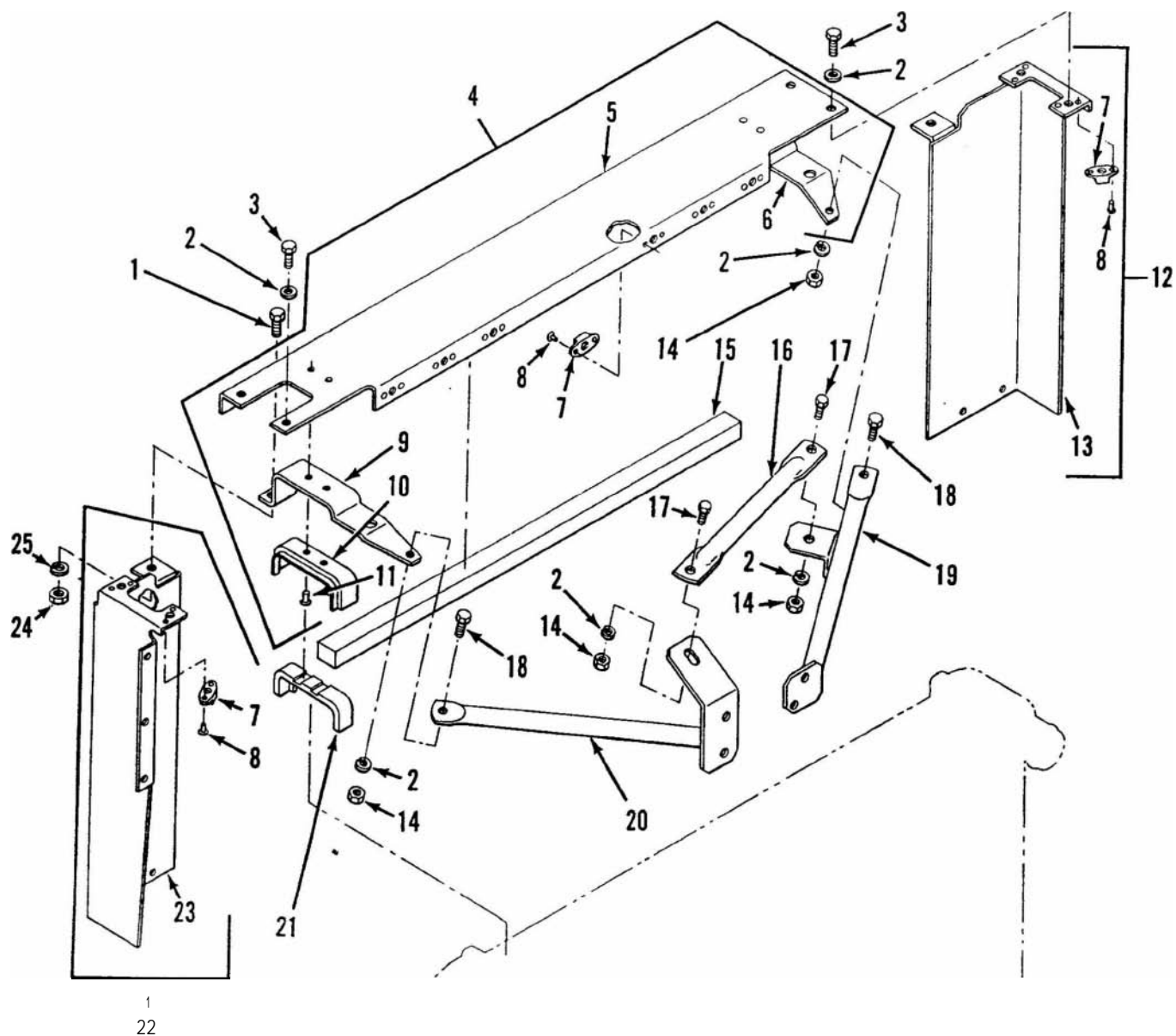


TA025796

Figure 48. Radiator and shroud assembly.

(1) Illustration		(2)	(3)	(4)	(5)	(6)	(7)	(8)
a Fig. No.	b Item No.	SMR code	National stock No.	Part No.	FSCM	Description Usable On Code	U M	Qty inc in unit
						0502 CROSSMEMBER AND BAFFLE ASSEMBLY		
49	1	PAOZZ	5305-00-269-3211	MS90726-60	96906	SCREW, CAP, HEXAGON HEAD: S, CD PLTD, 3/8-16 UNC-2A, 7/8 IN. LG	EA	4
49	2	PAOZZ	5310-30-682-5930	MS35340-44	96906	WASHER, LOCK: S, CD PLTD, 1/4 IN.	EA	8
49	3	PAOZZ	5305-00-068-0500	MS90725-3	96906	SCREW, CAP, HEXAGON HEAD: S, CD PLTD, 1/4-20 UNC-2A, 1/2 IN. LG	EA	4
49	4	XDOZZ		11595287	19207	CROSSMEMBER ASSEMBLY:	EA	1
49	5	XAFZZ		11595083	19207	CROSSMEMBER, UPPER:	EA	1
49	6	XAFZZ		11594825-1	19207	BRACKET:	EA	1
49	7	PAFZZ	5310-00-777-5769	MS21059-4	96906	NUT, SELF-LOCKING: S, CD PLTD, 0.2500-28 JNJP-3E (CAGE NUT)	EA	10
49	8	PAFZZ	5320-00-117-6938	MS20427AD3-4	96906	RIVET, SOLID: AL, 3/32 IN. OD, 1/4 IN. LG	EA	20
49	9	XAFZZ		11594825-2	19207	BRACKET:	EA	1
49	10	XAFZZ		11601622	19207	BRACKET:	EA	2
49	11	PAFZZ	5320-00-117-6789	MS20470AD8-12	96906	RIVET, SOLID: AL, 1/4 IN. OD 3/4 IN. LG	EA	4
49	12	XBOZZ		11594822	19207	BAFFLE ASSEMBLY, RIGHT:	EA	1
49	13	XAFZZ		11595514-1	19207	BAFFLE:	EA	1
49	14	PAOZZ	5310-00-903-5966	MS51971-1	96906	NUT, PLAIN, HEXAGON: CRES, 1/4-20 UNC-2B	EA	4
49	15	XDOZZ		11594479	19207	SEAL: 27.88 IN. LG	EA	2
49	16	XBOZZ		11594701	19207	STRUT:	EA	1
49	17	PAOZZ	5305-00-068-0502	MS90725-6	96906	SCREW, CAP, HEXAGON HEAD: S, CD PLTD, 1/4-20 UNC-2A, 3/4 IN. LG	EA	2
49	18	PAOZZ	5305-00-225-3840	MS90725-7	96906	SCREW, CAP, HEXAGON HEAD: S, CD PLTD, 1/4-20 UNC-2A, 7/8 IN. LG	EA	2
49	19	XBOZZ		11594762	19207	SUPPORT:	EA	1
49	20	XBOZZ		11594763	19207	SUPPORT:	EA	1
49	21	PAOZZ	2990-00-080-7148	11601623	19207	MOUNT, RADIATOR:	EA	2
49	22	XBOZZ		11595514	19207	BAFFLE ASSEMBLY: LEFT	EA	1
49	23	XAFZZ		11594822-1	19207	BAFFLE:	EA	1
49	24	PAOZZ	5310-00-913-8881	MS51971-3	96906	NUT, PLAIN, HEXAGON: CRES, 3/8-16 UNC-2B	EA	4
49	25	PAOZZ	5310-00-637-9541	MS35338-46	96906	WASHER, LOCK: S, CD PLTD, 3/8 IN.	EA	4

TM 9-2320-242-34P



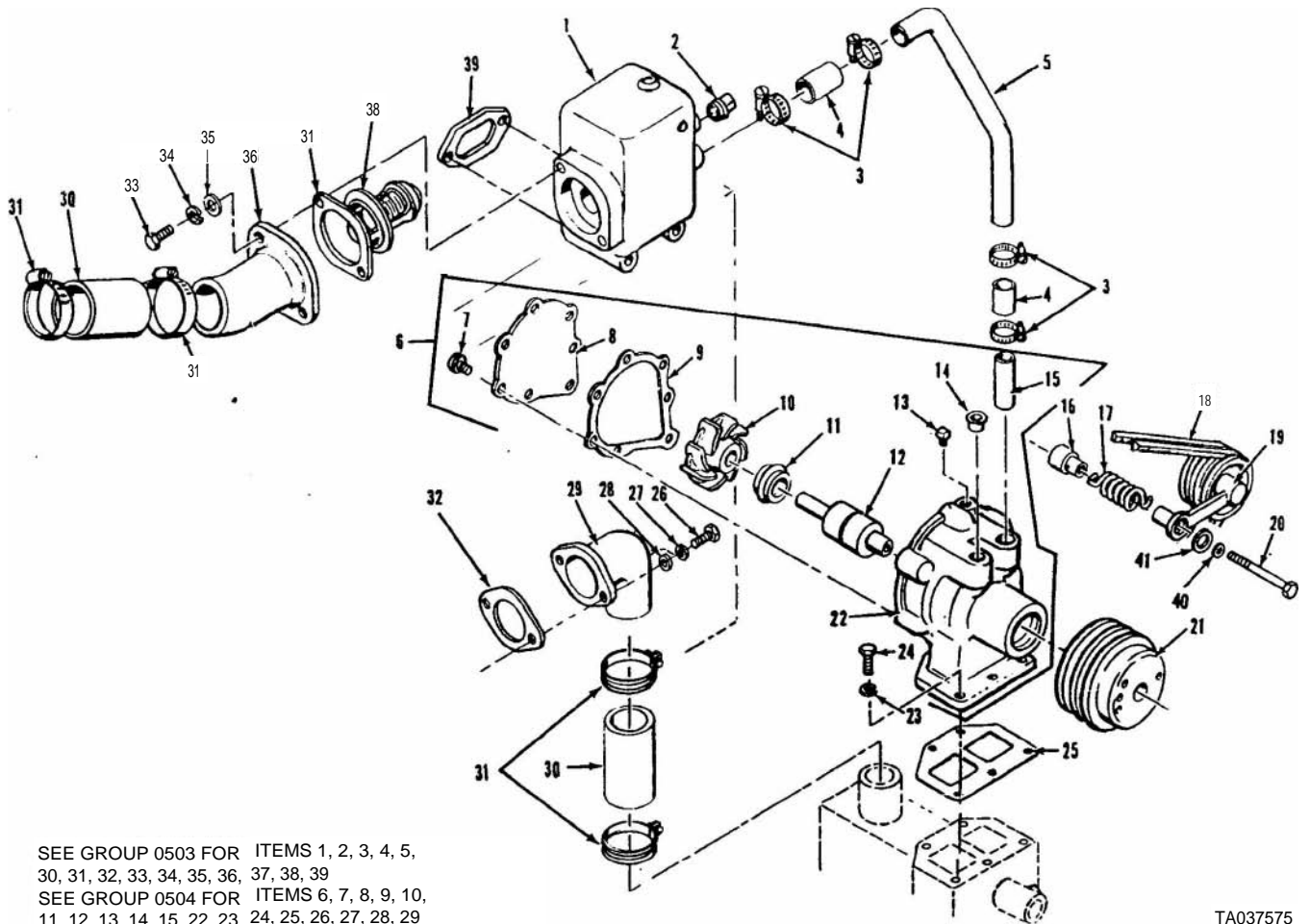
TA 025797

Figure 49. Crossmember and baffle assembly

(1) Illustration		(2)	(3)	(4)	(5)	(6)	(7)	(8)
(a) Fig. No.	(b) Item No.	SMR code	National stock No.	Part No.	FSCM	Description Usable On Code	U ' M	Qty. inc in unit
						0503 THERMOSTAT, HOSES AND RELATED PARTS		
50	1	XBOZZ		5133552	72582	HOUSING, THERMOSTAT:	EA	1
50	2	PAOZZ	4730.00-289-5176	MS49005-8	96906	PLUG, PIPE: S, PLAIN, 1/2.14	EA	1
50	3	PAOZZ	4730.00-202-8970	5186840	72582	CLAMP, HOSES: BY-PASS	EA	4
50	4	PAOZZ	4720.00-780-5229	5124877	72582	HOSE: TUBE, BY-PASS	EA	2
50	5	XDOZZ		5133554	72582	HOSE:	EA	1
50	30	PAOZZ	4720.00-803-6078	11595726	19207	HOSE:	EA	2
50	31	PAOZZ	4730.00-909-8627	MS35842-13	96906	CLAMP, HOSE 1 13/16 IN. ID	EA	4
50	32	PAOZZ	5330.00-613-9397	5116357	72582	GASKET: ELBOW, OIL COOLER	EA	1
50	33	PAOZZ	5305.00-543-2419	MS90728-61	96906	SCREW, CAP, HEXAGON HEAD: S, CD PLTD, 3/8-16 UNC. 2A, 1-1/8 IN. LG	EA	2
50	34	PAOZZ	5310.00-637-9541	MS35338-46	96906	WASHER, LOCK: S, CD PLTD, 3/8 IN.	EA	2
50	35	PAOZZ	5310.00-080-6004	MS27183-14	96906	WASHER, FLAT: S, CD PLTD, 0.406 IN. ID, 0.812 IN, OD, 0.065 IN. THK	EA	2
50	36	PAOZZ	2815.00-103-2215	5139868	72682	FLANGE:	EA	1
50	37	PAOZZ	5330.00-972-5333	5116092	72582	GASKET: ELBOW, OUTLET, PART OF KIT 5199702 AND SET 5197340	EA	1
50	38	PAOZZ	6620-00-179-4830	3156272	72582	THERMOSTAT, FLOW CONTROL: COOLING SYSTEM	EA	1
50	39	PAOZZ	5330.00-055-1584	5116242	72582	GASKET: THERMOSTAT HOUSING	EA	1

(1) illustration		(2)	(3)	(4)	(5)	(6)	(7)	(8)
(a) Fig. No.	(b) Item No.	SMR code	National stock No.	Part No.	FSCM	Description Usable On Code	U · M	Qty. inc. in unit
						0504 WATER PUMP		
50	6	PAFFF	2930-00-491-0135	5144717	72582	PUMP ASSEMBLY , WATER:	EA	1
50	7	PAFZZ	5306.00-018-9691	189691	72582	BOLT ASSEMBLED WASHER: COVER	EA	7
50	8	PAFZZ	4320.00-880-0446	5119283	72582	COVER, PUMP: BODY	EA	1
50	9	PAFZZ	5330-00-792-8988	5119282	72582	GASKET: PART OF KIT 5199269 AND SET 5197340	EA	1
50	10	XAFZZ		5132701	72582	IMPELLER, PUMP, CENTRIFUGAL:	EA	1
50	11	XDFZZ		5130956	72582	SEAL:	EA	1
50	12	KFFZZ		904827	72582	BEARING, BALL FAN AND WATER PUMP: PART OF KIT 5199269	EA	1
50	13	PAOZZ	4730-00-018-9566	G1251	24617	PLUG, PIPE:	EA	1
50	14	PAOZZ	4730-00.617-8624	5144512	72582	PLUG, PIPE MAGNETIC: PART OF KIT 5199269	EA	1
50	15	ZZ	4730.00-010-3875	103875	24617	PLUG, PIPE:	EA	1
50	22	XAFZZ		5136710	72582	BODY, WATER PUMP:	EA	1
50	23	PAFZZ	5310-00-407-9566	MS35338-45	96906	WASHER, LOCK: S, CD PLTD, 5/16 IN.	EA	5
50	24	PAFZZ	5306-00-226-4826	MS90728-33	96906	SCREW, CAP, HEXAGON HEAD: S, CD PLTD, 5/16-18 UNC. 2A, 7/8 IN. LG	EA	5
50	25	PAFZZ	5330-00-235-4885	5133107	72582	GASKET, WATER PUMP: PART OF KIT 5199269 AND SET 5197340	EA	1
50	26	PAOZZ	5306-00-225-8500	MS90725-35	96906	SCREW, CAP, HEXAGON HEAD: S, CD PLTD, 1/4-20 UNC-2A, 1.1/8 IN. LG	EA	2
50	27	PAOZZ	5310-00-407-9566	MS35338-45	96906	WASHER, LOCK: S, CD PLTD, 5/16 IN.	EA	2
50	28	PAOZZ	5310-00-081-4219	MS27183-12	96906	WASHER, FLAT: S, CD PLTD, 0.344 IN. ID, 0.688 IN. OD, 0.065 IN. THK	EA	2
50	29	PAOZZ	4730-00-103-4546	5133672	72582	ELBOW: WATER OUTLET	EA	1
50	—	PAFZZ	2930-00-491-0136	5199269	72582	PARTS KIT: ENGINE WATER PUMP, COMPOSED OF:	EA	1
50	9					GASKET	EA	1
50	12					BEARING, BALL, FAN AND WATER PUMP:	EA	1
50	14					PLUG , PIPE, MAGNETIC:	EA	1
50	25					GASKET, WATER PUMP:	EA	1

(1) Illustration		(2)	(3)	(4)	(5)	(6)	(7)	(8)
(a) Fig. No	(b) Item No.	SMR code	National stock No.	Part No.	FSCM	Description Usable On Code	U M	Qty inc in wilt
50	16	PAOZZ	2930-00-080-7172	5143806	72582	0505 FAN ASSEMBLY AND RELATED PARTS	EA	1
50	17	PAOZZ	2930-00-080-7179	5134103	72582	SHAFT, PULLEY IDLER:	EA	1
50	18	PAOZZ	3030-00-833-1298	MS51065-35 2	96906	SPRING, PUMP IDLER:	EA	1
50	19	PAOZZ	3020-00-239-5834	5143880	72582	BELTS, V, MATCHED SET: 0.380 IN. W, 33 IN. LG	EA	1
50	20	PAOZZ	5305-00-269-3226	MS90725-7E	96906	PULLEY, GROOVED: IDLER	EA	1
						SCREW, CAP, HEXAGON HEAD: S, CD PLTD, 3/8-16 UNC.	EA	1
						2A, 4-1/2 IN. LG		
50	21	PAFZZ	2815-00-485-9346	5109687	72582	PULLEY, PUMP DRIVE:	EA	1
50	40	XDOZZ		103321	72582	WASHER, LOCK: IDLER PULLEY	EA	1
50	41	XDOZZ		103341	72582	WASHER, FLAT: IDLER PULLEY	EA	1



SEE GROUP 0503 FOR ITEMS 1, 2, 3, 4, 5,
30, 31, 32, 33, 34, 35, 36, 37, 38, 39
SEE GROUP 0504 FOR ITEMS 6, 7, 8, 9, 10,
11, 12, 13, 14, 15, 22, 23, 24, 25, 26, 27, 28, 29
SEE GROUP 0505 FOR ITEMS 16, 17, 18, 19, 20, 21, 40, 41

TA037575

Figure 50. Water pump, thermostat, hoses, and related parts.

O

(1) Illustration		(2)	(3)	(4)	(5)	(6)	(7)	(8)
(a) Fig. No.	(b) Rem No.	SMR code	National stock No.	Part No.	FSCM	Description Usable On Code	U M	Qty. inc. n. unit
51	1	PAOZZ	5310-00-080-6004	MS27183-14	96906	WASHER, FLAT: S, CD PLTD, 0.406 ID, 0.812 OD, 0.065 THK	EA	4
51	2	PAOZZ	5305-00-354-1227	5157244	72582	SCREW, CAP, HEXAGON HEAD:	EA	2
51	3	PAOZZ	3110-00.792-8993	905619	72582	BEARING, BALL: FAN	EA	1
51	4	PAOZZ	3020-00-079-8574	5134558	72582	PULLEY, GROOVED: FAN	EA	1
51	5	PAOZZ	2930-00.079-8570	5120005	72582	IMPELLER, FAN, AXIAL:	EA	1
51	6	PAOZZ	5306-00-226-4826	MS90728-33	96906	SCREW, CAP, HEXAGON HEAD: S, CD PLTD, 5/16 UNC-2A	EA	4
51	7	PAOZZ	5310-00-407-9566	MS35338-45	96906	WASHER, LOCK: S, CD PLTD, 5/16 IN.	EA	4
51	8	PAOZZ	3030-00-926-3904	MS51066 67-2	96906	BELT SET, FAN, ENGINE: 1/2 IN. W	EA	1
51	9	PAOZZ	5306-00-998-5066	5135962	72582	BOLT, SPECIAL: BRACKET:	EA	2
51	10	PAOZZ	5310-00-637-9541	MS35338-46	96906	WASHER, LOCK: S, CD PLTD, 3/8 IN.	EA	2
51	11	XBOZZ		5134503	72582	BRACKET:	EA	1
51	12	XBOZZ		5134481	72582	SPACER, BRACKET:	EA	1
51	13	PAOZZ	5306-00.998-6472	9409914	72582	BOLT, SPECIAL: BRACKET:	EA	2


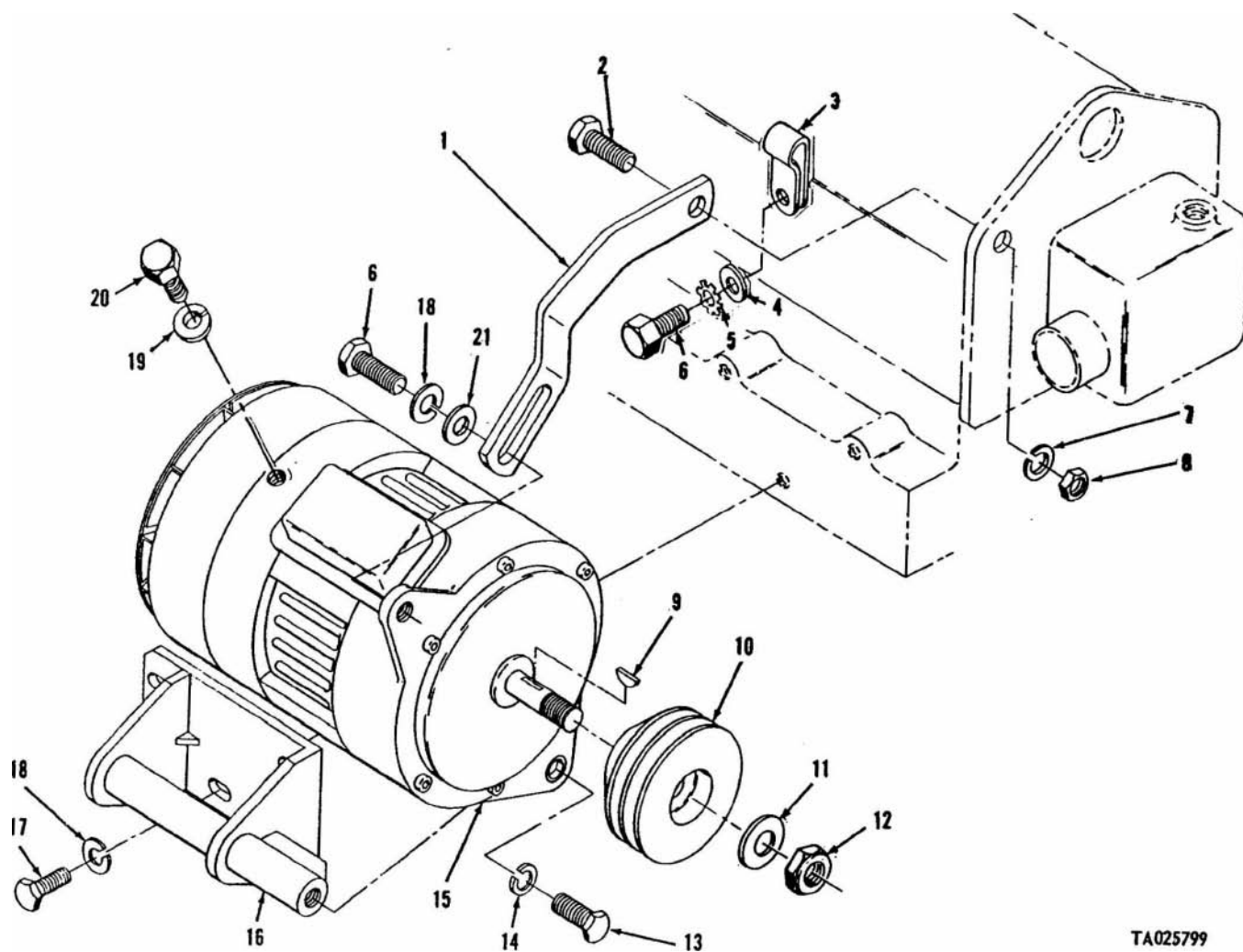


Figure 51. Fan assembly and related parts.

(1) Illustration		(2)	(3)	(4)	(5)	(6)	(7)	(8)
(a) Fig. No.	(b) Item No.	SMR code	National stock No.	Part No.	FSCM	Description Usable On Code	U # M	Qty Inc if unit
						GROUP: 06 ELECTRICAL SYSTEM		
						0601 ALTERNATOR AND RELATED PARTS		
52	1	PAOZZ	2920-00-080-7139	11594812	19207	ARM, ADJUSTING:	EA	1
52	2	PAOZZ	5305-00-269-4511	MS90725-63	96906	SCREW, CAP, HEXAGON HEAD: S, CD PLTD, 3/8-16 UNC. 2A, 1-3/8 IN. LG	EA	1
52	3	PAOZZ	5340-00-725-5280	MS21333-125	96906	CLAMP, LOOP: S, CUSHIONED, 3/8 IN. ID	EA	1
52	4	PAOZZ	5310-00-087-7493	MS27183-13	96906	WASHER, FLAT: S, CD PLTD, 3/8 IN. ID	EA	1
52	5	PAOZZ	5310-00-953-8628	MS45904-77	96906	WASHER, LOCK: S, CD PLTD, 3/8 IN.	EA	1
52	6	PAOZZ	5305-00-269-3211	MS90725-60	96906	SCREW, CAP, HEXAGON HEAD: S, CD PLTD, 3/8-16 UNC. 2A, 1 IN. LG	EA	2
52	7	PAOZZ	5310-00-959-4675	MS35339-46	96906	WASHER, LOCK: S, CD PLTD, 3/8 NOM SIZE	EA	1
52	8	PAOZZ	5310-00-913-8881	MS51971-3	96906	NUT, PLAIN, HEXAGON: CRES, 3/8.16 UNC-2B	EA	1
52	9	PAOZZ	5315-00-616-5526	MS35756-8	96906	KEY, WOODRUFF: S, PLAIN, 1/8 x 5/8 IN.	EA	1
52	10	PAOZZ	3020-00-081-9500	11594815	19207	PULLEY, GROOVE, ALTERNATOR:	EA	1
52	11	PAOZZ	5310-00-614-3505	MS15795-820	96906	WASHER, FLAT: CRES, 0.6561 ID, 1.312 OD, 0.095 THK	EA	1
52	12	PAOZZ	5310-00-253-1205	11613407-2	19207	NUT, SELF-LOCKING, HEXAGON: S, CD PLTD, 5/8-18 UNJF-3B	EA	1
52	13	PAOZZ	5305-00-045-1988	MS90725-87	96906	SCREW, CAP, HEXAGON HEAD: S, CD PLTD, 7/16-14 UNC- 2A, 1-1/4 IN. LG	EA	2
52	14	PAOZZ	5310-00-209-0965	MS35338-47	96906	WASHER, LOCK: S, CD PLTD, 7-/16 IN.	EA	2
52	15	PAOFH	2920-00-909-2483	10929868	19207	GENERATOR, ENGINE ACCESSORY:	EA	1
52	16	XBOZZ		11594423	19207	BRACKET, MOUNTING:	EA	1
52	17	PAOZZ	5305-00-269-3213	MS90725-62	96906	SCREW, CAP, HEXAGON HEAD: S, CD PLTD, 3/8-16 UNC. 2A, 1-1/4 IN. LG	EA	3
52	18	PAOZZ	5310-00-637-9541	MS35338-46	96906	WASHER, LOCK: S, CD PLTD, 3/8 IN.	EA	4
52	19	PAOZZ	5310-00-407-9566	MS35338-45	96906	WASHER, LOCK: S, CD PLTD, 5/16 IN.	EA	1
52	20	PAOZZ	5306-00-225-8496	MS90725-31	96906	SCREW, CAP, HEXAGON HEAD: S, CD PLTD, 5/16-18 UNC. 2A, 6/8 IN. LG	EA	1
52	21	PAOZZ	5310-00-080-6004	MS27183-14	96906	WASHER, FLAT: S, CD PLTD, 0.406 ID, 0.812 OD, 0.065 THK	EA	1



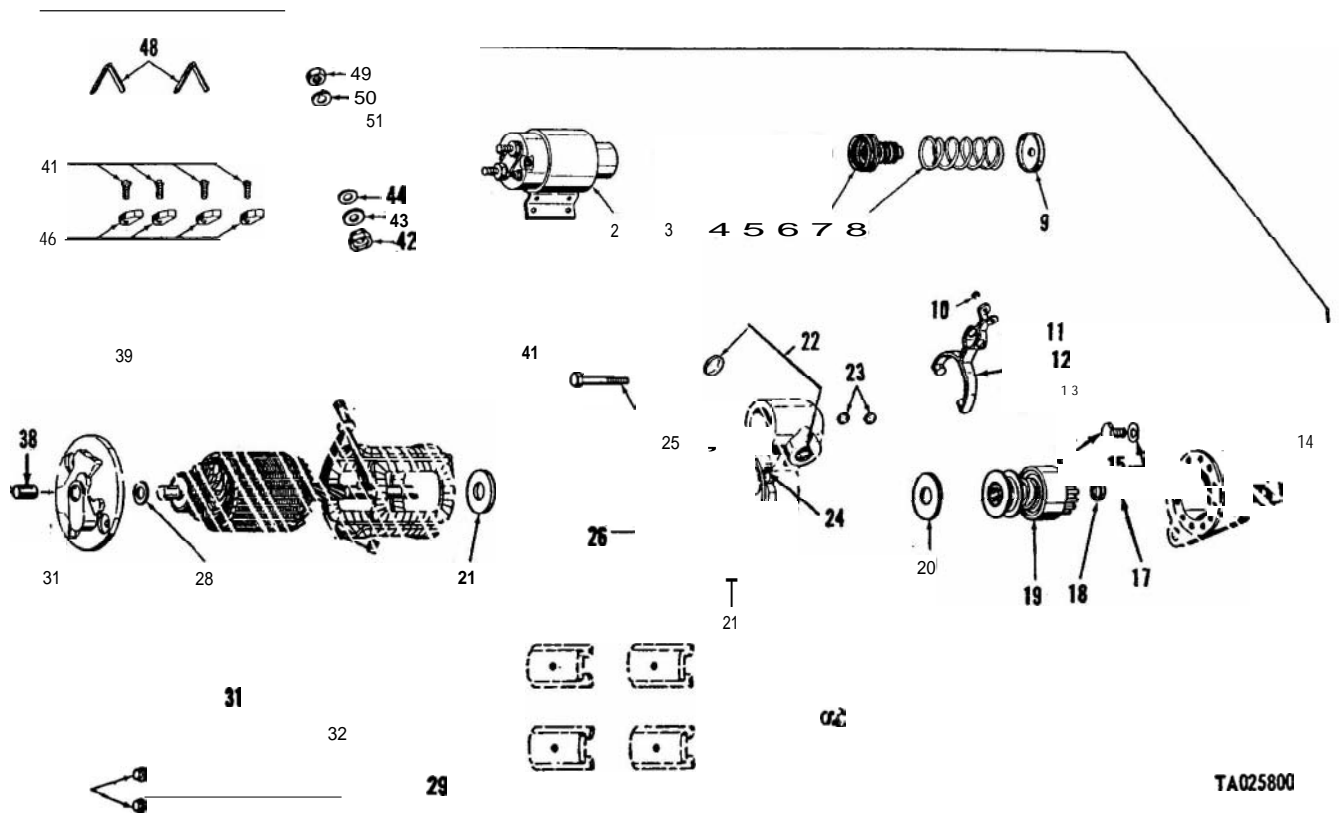
TA025799

Figure 52 Alternator and related parts.

(1) Illustration		(2)	(3)	(4)	(5)	(6)	(7)	(8)
(a) Fig. No.	(b) Item No.	SMR code	National stock No.	Part No.	FSCM	Description	Usable On Code U / M	Qty inc in unit
53	1	PAOFH	2920-00-961-1436	1113188	16764	0603 STARTING MOTOR		
53	2	PAFZZ	2920.00-064-8946	1115505	16764	MOTOR, ENGINE STARTER: ELECTRICAL	EA	1
53	3	PAFZZ	2920-00-902-2724	1948682	16764	RELAY, SOLENOID: ELECTRICAL:	EA	1
53	4	PAFZZ	5365-00-715-1152	MS16624-1037	96906	PLUNGER, SOLENOID:	EA	1
53	5	PAFZZ	5310.00-822-2236	1948520	16764	RING, RETAINING: S, CD PLTD, 0.375 NOM RING SIZE	EA	1
53	6	PAFZZ	5310-00-902.1120	1948687	16764	WASHER, RECESSED:	EA	1
53	7	PAFZZ	2920-00-839-1864	7748637	19207	WASHER, FLAT: SPRING RETAINER:	EA	1
53	8	PAFZZ	5360-00-812-0196	7748643	19207	BELLOWS, RUBBER: SOLENOID:	EA	1
53	9	PAFZZ	5310-00-822-2241	1948526	16764	SPRING, HELICAL, COMPRESSION: SHIFT LEVER	EA	1
53	10	PAFZZ	5340-00-793-3266	1938376	16764	WASHER, RECESSED:	EA	1
53	11	XDFZZ		1942253	16764	RING, SNAP:	EA	1
53	12	PAFZZ	2920-00-891-1916	1948690	16764	PIN, GROOVED, HEADED: LEVER ATTACHING:	EA	1
53	13	PAFZZ	2920-00891.1917	1948688	16764	LEVER:	EA	1
53	14	PAFZZ	3120-00.733-9915	1943628	16764	SHAFT:	EA	1
53	15	PAOZZ	5310-00-820-6653	MS35338-50	96906	BUSHING, SLEEVE:	EA	1
53	16	PAOZZ	5306-00-064-5356	9418228	24617	WASHER, LOCK: S, CD PLTD, 5/8 IN. NOM SIZE	EA	3
53	17	PAFZZ	5365-00-804-9666	1928022	16764	BOLT, MACHINE:	EA	3
53	18	PAFZZ	3120-00-888-6630	1928021	16764	RING, RETAINING: PINION, STOP	EA	1
53	19	PAFZZ	2920-00-991-3572	1951180	16764	BUSHING, SLEEVE: CLUTCH DRIVE:	EA	1
53	20	PAFZZ	5310.00-291-4619	8327905	19207	DRIVE, ENGINE, ELECTRICAL STARTER:	EA	1
53	21	PAFZZ	5315-00-011-0409	47394	13841	WASHER, FLAT:	EA	1
53	22	PAFZZ	4730-00-430-9516	453465	16764	PIN, STRAIGHT HEADED:	EA	1
53	23	PAFZZ	5340.00-428-0745	9417272	19207	PLUG, PIPE:	EA	1
53	24	PAFZZ	5330.00-896-1265	1947350	16764	PLUG, EXPANSION:	EA	2
53	25	PAFZZ	3120-00-733-9912	1933999	16764	FELT, MECHANICAL, PREFORMED:	EA	1
53	26	PAFZZ	5306-00.902-2725	1962546	16764	BUSHING, SLEEVE:	EA	1
						BOLT, MACHINE:	EA	4

(1) Illustration		(2)	(3)	(4) Part No.	(5) FSCM	(8) Description Usable On Code	(7) U & M	(8) Qty. inc. in unit
(a) Fig. No.	(b) Item No.	SMR code	National stock No.	Part No.	FSCM	Description Usable On Code	U & M	Qty. inc. in unit
53	27	PAFZZ	5310.00-902-1121	1942283	16764	STARTING MOTOR—Continued	EA	1
53	28	PAFZZ	5310.00.178-9612	7348958	19207	WASHER, FLAT:	EA	1
53	29	PAFZZ	5310.00-407-9566	MS35338-45	96906	WASHER, FLAT:	EA	1
53	30	PAFZZ	5306.00-273-6722	809763	16764	WASHER, LOCK: S, CD PLTD, 5/16 IN.	EA	2
53	31	PAFZZ	5305-00-984-6212	MS35206-265	96906	BOLT, MACHINE:	EA	2
						SCREW, MACHINE: S, CD PLTD, 10.24 UNC, 3/4 IN. LG.	EA	2
						PART OF KIT 1945923		
53	32	PAFZZ	2920-00-502-1243	1930694	16764	LEAD, ELECTRICAL: PART OF KIT 1945923	EA	1
53	33	PAFZZ	5320-00-764-3761	MS20615-6B10	96906	RIVET, SOLID: BRASS, 3/16 IN. DIA, 1/2 IN. LG, PART	EA	2
						OF KIT 1945923		
53	34	PAFZZ	5310-00-934-9758	MS35649-202	96906	NUT, PLAIN, HEXAGON: S, CD PLTD, 10.24 UNC-2B,	EA	2
						PART OF KIT 1945923		
53	35	KFFZZ		1938058	16764	PTN, BRUSH HOLDER: PART OF KIT 1945923	EA	1
53	36	PAFZZ	5310-00-476-7648	453435	16764	WASHER, LOCK: PART OF KIT 1945923	EA	2
53	37	XAFZZ		1946316	16764	END BELL, ELECTRICAL:	EA	1
53	38	PAFZZ	3120-00-606-9373	5702521	19207	BEARING SET, SLEEVE:	EA	1
53	39	PAFZZ	5977.00-980-2339	1950546	16764	HOLDER, ELECTRICAL CONTACT BRUSH: INSULATED	EA	2
53	40	PAFZZ	5977-00-893-0088	1940477	16764	HOLDER, ELECTRICAL CONTACT BRUSH: GROUND	EA	2
53	41	PAFZZ	5306.00-335-4376	8360070	19207	BOLT, EXTERNALLY RELIEVED BODY:	EA	4
53	42	PAFZZ	5975-00-980-2342	1931783	16764	BUSHING, INSULATING:	EA	1
53	43	PAFZZ	5310-00-902.1124	1950029	16764	WASHER, FLAT:	EA	1
53	44	PAFZZ	5310-00-441-5473	6087	19315	WASHER, FLAT:	EA	1
53	45	PAFZZ	5310-00-732-0558	MS51967-8	96906	NUT, PLAIN, HEXAGON: S, CD PLTD, 3/8.16 UNC-2B	EA	1
53	46	PAFZZ	5977.00-733-9909	1906990	16764	BRUSH, ELECTRICAL CONTACT: PART OF KIT 5703872	EA	4
53	47	PAFZZ	5305-00-900-8496	1959514	16764	SCREW, ASSEMBLED WASHER:	EA	4
53	48	PAFZZ	5977-00-733-9916	1946322	16764	SPRING: BRUSH: PART OF KIT 5703872	EA	4

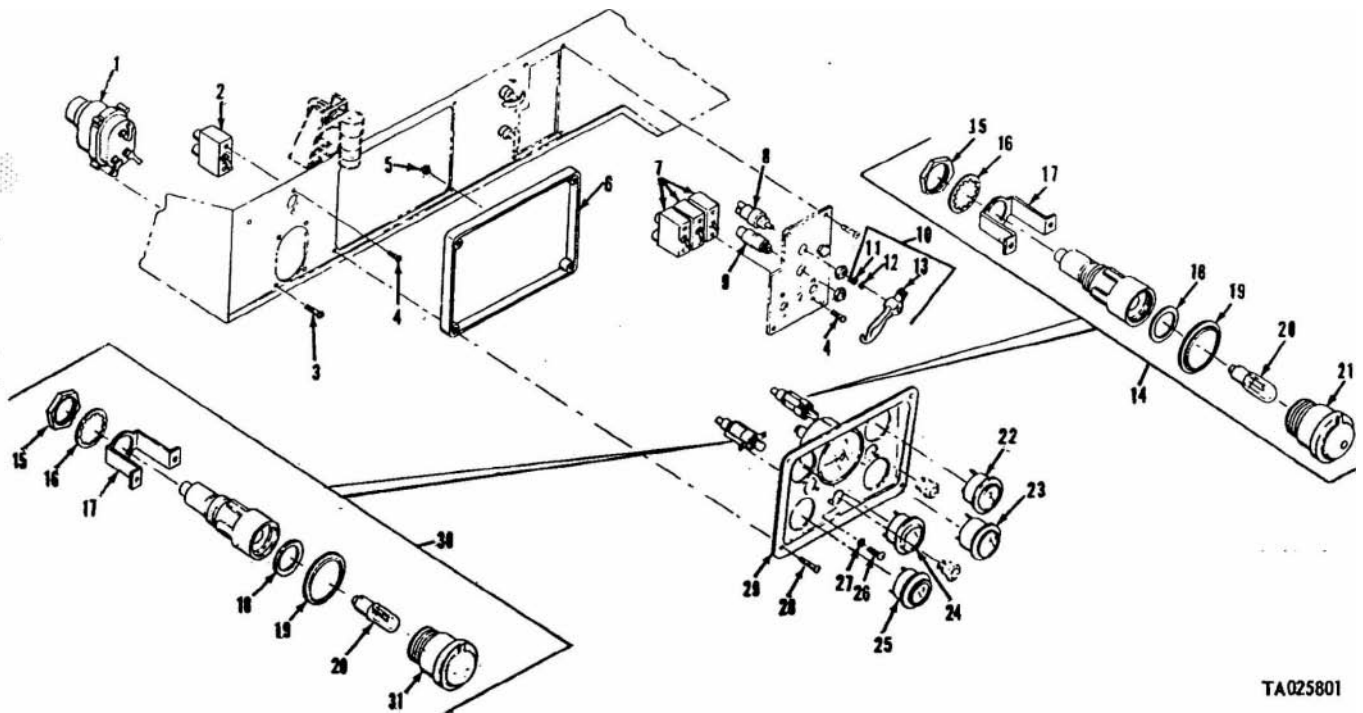
(1) Illustration		(2)	(3)	(4)	(5)	(6)	(7)	(8)
a. Fig. No	(b) Item No.	SMR code	National stock No.	Part No.	FSCM	Description Usable On Code	U M	Qty nc unit
53	49	PAFZZ	5310-00-268.7271	1904419	16764	STARTING MOTOR— Continued	EA	1
53	50	PAFZZ	5310-00-037-0373	9421425	16764	NUT, PLAIN, HEXAGON:	EA	2
53	51	PAFZZ	2920.00.070.0123	1942249	16764	WASHER, LOCK:	EA	1
53	—	PAFZZ	2920-00.893-0089	1945923	16764	CONNECTOR, ELECTRICAL:	EA	1
53	31					KIT, BRUSH SUPPORT: COMPOSED OF	EA	3
53	32					SCREW, MACHINE:	EA	1
53	33					LEAD, ELECTRICAL:	EA	2
53	34					RIVET, SOLID:	EA	2
53	35					NUT, PLAIN, HEXAGON:	EA	1
53	36					PIN, BRUSH HOLDER:	EA	2
53	—	PAFZZ	2920-00-699.9078	5703872	19207	WASHER, LOCK:	EA	1
53	46					PARTS KIT, STARTING MOTOR: COMPOSED OF	EA	4
53	48					BRUSH, ELECTRICAL CONTACT:	EA	4
						SPRING, BRUSH:		



TA025800

Figure 53. Starting motor.

(1) Illustration		(2)	(3)	(4)	(5)	(6)	(7)	(8)
(a) Fig No.	(b) Item No.	SMR code	National stock No.	Part No.	FSCM	Description Usable Or Code	U M	Qty Unit
						0607 INSTRUMENT PANEL AND RELATED PARTS		
	1	PAOZZ	2590.00-307-8856	MS51113-1	96906	SWITCH, LIGHT: VEHICLE, 24 VOLT DC	EA	1
54	2	PAOZZ	5930.00-296-6319	MS39061-2	96906	SWITCH, TOGGLE: COLD START, 24 VOLT DC 25 AMP	EA	1
54	3	PAOZZ	5305.00-989-7435	MS35207-264	96906	SCREW, MACHINE: S, CD PLTD, 10-32 UNF-2A, 5/8 IN. LG	EA	4
54	4	PAOZZ	5305.00-984-6192	MS35206-244	96906	SCREW, MACHINE: S, CD PLTD, 8-32 UNC-2A, 7/16 IN. LG	EA	8
54	5	PAOZZ	5310.00-061-7326	MS21045-3	96906	NUT, SELF-LOCKING, HEXAGON: S, CD PLTD, 10-32 UNF-3B, GROUND WIRE	EA	1
	6	XBOZZ		11595261	19207	SPACER:	EA	1
54	7	PAOZZ	5930.00-296-6318	MS39061-1	96906	SWITCH, TOGGLE: 24 VOLT, DC WINDSHIELD WIPER (2) BILGE PUMP (1)	EA	3
54	8	PAOZZ	5930.00-699-9438	MS39060-2	96906	SWITCH ROTARY: 24 VOLT, DC TYPE III	EA	1
54	9	PAOZZ	2920.00-133-9629	11640178	19207	SWITCH, ENGINE STARTER:	EA	1
54	10	PAOZZ	2590.00-789-7607	10896915	19207	KNOB, POWER SHUTOFF:	EA	1
54	11	XAOZZ		5381087	19207	WASHER, SEAL:	EA	1
54	12	XAOZZ		7392454	19207	WASHER, FELT:	EA	1
54	13	XAOZZ		10896914	19207	LEVER, SWITCH:	EA	1
54	14	PAFZZ	6210.00-699-9458	8376500	19207	LIGHT, INDICATOR:	EA	2
54	15	PAOZZ	5975.00-588-0387	7358624	19207	BOND NUT, ELECTRICAL CONDUIT	EA	3
54	16	PAOZZ	5310.00497-4508	7358625	19207	WASHER, LOCK:	EA	3
54	17	PAOZZ	5340.00-119-3900	7358623	19207	STRAP, RETAINING:	EA	3
54	18	PAOZZ	5330.00-143-7002	11605388	19207	GASKET:	EA	3
54	19	PAOZZ	5330.00-297-6329	7358626	19207	PACKING, PREFORMED:	EA	3
54	20	PAOZZ	6240.00-266-9940	MS25231-1829	96906	LAMP, INCANDESCENT: CLEAR, 0.07 AMPS, 1.1 CP	EA	3
54	21	PAOZZ	6210.00-337-7345	8328266	19207	LENS, INDICATOR LIGHT:	EA	2
54	22	PAOZZ	6625.00-321-6365	MS24632-2	9690	METER, ARBITRARY SCALE: 24 VOLT, DC	EA	1
54	23	PAOZZ	6685.00-936-2139	MS24543 2	96906	INDICATOR, TEMPERATURE, ELECTRICAL RESISTANCE: 24 VOLT, C.C. RANGE 120°-240°F	EA	1
54	24	PAOZZ	6680.00-933-3600	MS24544-2	96906	INDICATOR, LIQUID QUANTITY: 24 VOLT, DC	EA	1
54	25	PAOZZ	6620.00-115-9042	MS24540-2	96906	INDICATOR, PRESSURE: 24 VOLT, DC 0-120 PSI	EA	1
54	26	PAOZZ	5305.00-988-1167	MS35206-204	96906	SCREW, MACHINE: #2 56 UNC-2A, 5/16 IN. LG	EA	6
54	27	PAOZZ	5310.00-559-0070	MS35333 38	96906	WASHER, LOCK: S, CD PLTD #8	EA	6
54	28	PAOZZ	5305.00-993-2457	MS35207-284	96906	SCREW, MACHINE: S, CD PLTD, ¼-28 UNF-2A, 1 ¼ IN. LG	EA	4
54	29	XBOZZ		8754669	19207	PANEL, INSTRUMENT:	EA	1
54	30	PAOZZ	6210.00-699-9457	8376499	19207	LIGHT, INDICATOR:	EA	1
54	31	PAOZZ	6210.00-299-5564	7358622	19207	LENS, LIGHT: HIGH BEAM	EA	1



TA025801

Figure 54. Instrument panel and related parts.

(1) Illustration		(2)	(3)	(4)	(5)	(6)	(7)	(8)
(a) Fig. No.	(b) Item No.	SMR code	National stock No.	Part No.	FSCM	Description Usable On Code	U M	Qty. inc in unit
						0608 MISCELLANEOUS ITEMS CONVENIENCE RECEPTACLE CONTROL BOX AND RELATED PARTS		
55	1	XBOZZ		11595662	19207	BOX ASSEMBLY:	BC	EA 1
55	2	PAOZZ	5305-00-052-6921	MS24629-57	96906	SCREW, TAPPING, THREAD CUTTING: S, CD PLTD, 1/4 IN. NOM SIZE, 1/2 IN. LG	BC	EA 4
55	3	PAOZZ	5310-00.081-8087	MS21044N06	96906	NUT, SELF-LOCKING, HEXAGON: S, CD PLTD 6-32 UNC-3B	BC	EA 6
55	4	PAOZZ	5935-00-929-0301	WC596STYLEJ1	81348	CONNECTOR, RECEPTACLE:	BC	EA 1
55	5	PAOZZ	5310-00-807-1467	MS21042-3	96906	NUT, SELF-LOCKING: S, CD PLTD, 10-32 UNJF-3B	BC	EA 1
55	6	PAOZZ	5925-00-894-8015	MS39063-1	96906	CIRCUIT BREAKER: THERMAL, 30 VOLT DC 15 AMP	BC	EA 1
55	7	PAOZZ	5305-00-855-0956	MS24629-47	96906	SCREW TAPPING, THREAD CUTTING: S, CD PLTD, 10 NOM SIZE, 24 T.P.I.	BC	EA 1
55	8	PAOZZ	5975.00-840-5844	7420	74545	COVER:	EA	1
55	9	PAOZZ	5305-00-984-4988	MS35206-228	96906	SCREW, MACHINE: S, CD PLTD. 6/32 UNC-2A 3/8 IN. LG	BC	EA 1
55	10	PAOZZ	5305-00-989-7434	MS35207.263	96906	SCREW, MACHINE: S, CD PLTD, 10-32 UNF-2A. 1/2 IN. LG	BC	EA 2
55	11	PAOZZ	5305-00-984-6196	MS35206-248	96906	SCREW, MACHINE: S, CD PLTD, 8/32, UNC-2A 7/8 IN. LG	BC	EA 1
55	12	PAOZZ	5305.00-984-4989	MS35206-229	96906	SCREW, MACHINE: S. CD PLTD, 6/32, UNC 2A. 7/16 IN. LG	BC	EA 2
55	13	PAOZZ	5935-00-338-2822	7261674	-19207	COVER, ELECTRICAL CONNECTOR:	BC	EA 2
55	14	PAOZZ	5305-00-984-6194	MS35206-246	96906	SCREW, MACHINE: S, CD PLTD, 8/32 UNC-2A 5/8 IN, LG	BC	EA 4
55	15	XAOZZ		11595444	19207	COVER:		EA 1
55	16	PAOZZ	5310-00-807-1466	MS21042-08	96906	NUT, SELF-LOCKING: S, CD PLTD, 8-32 UNJC 3B	BC	EA 4
55	17	PAOZZ	2590-00-782-4150	11595678	19207	WIRING, HARNESS:	BC	EA 1
55	18	PAOZZ	5325-00-276-6100	MS35489-14	96906	GROMMET, RUBBER: 1/4 IN. ID	BC	EA 1
55	19	XAOZZ		11595443	19207	BOX:	BC	EA 1

TM 9-2320-242-34P

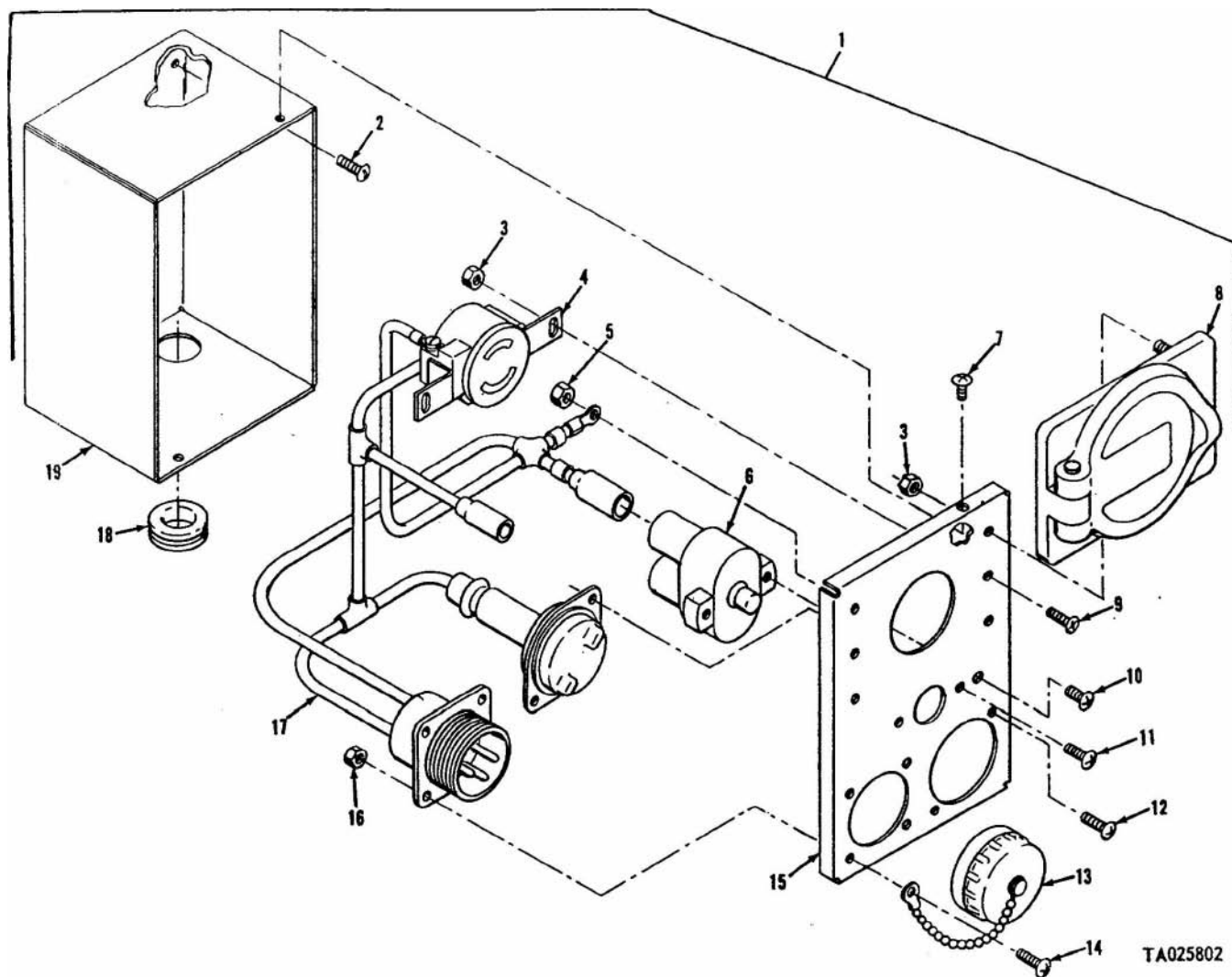
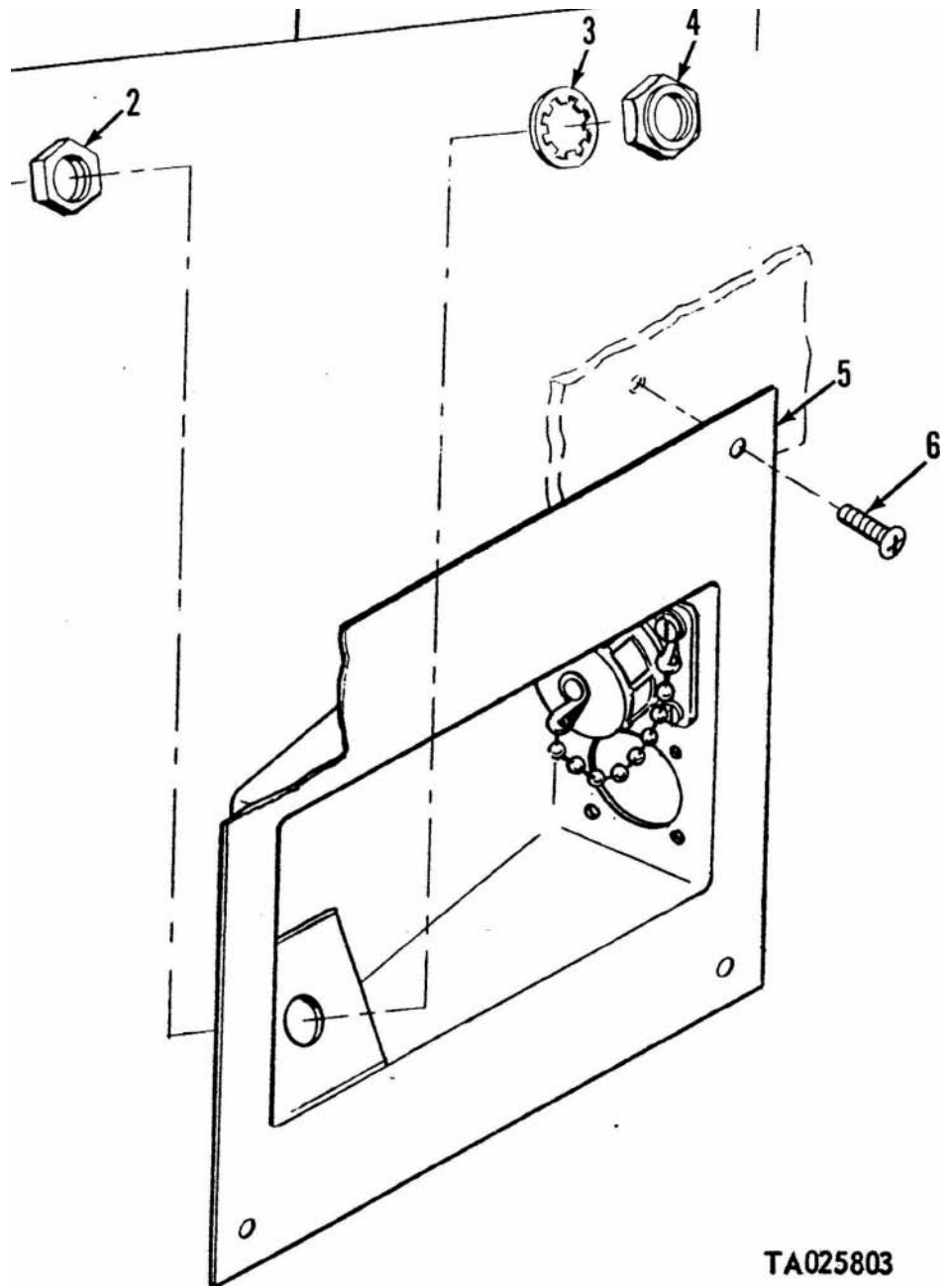


Figure 55. Miscellaneous items convenience receptacle control box and related parts.

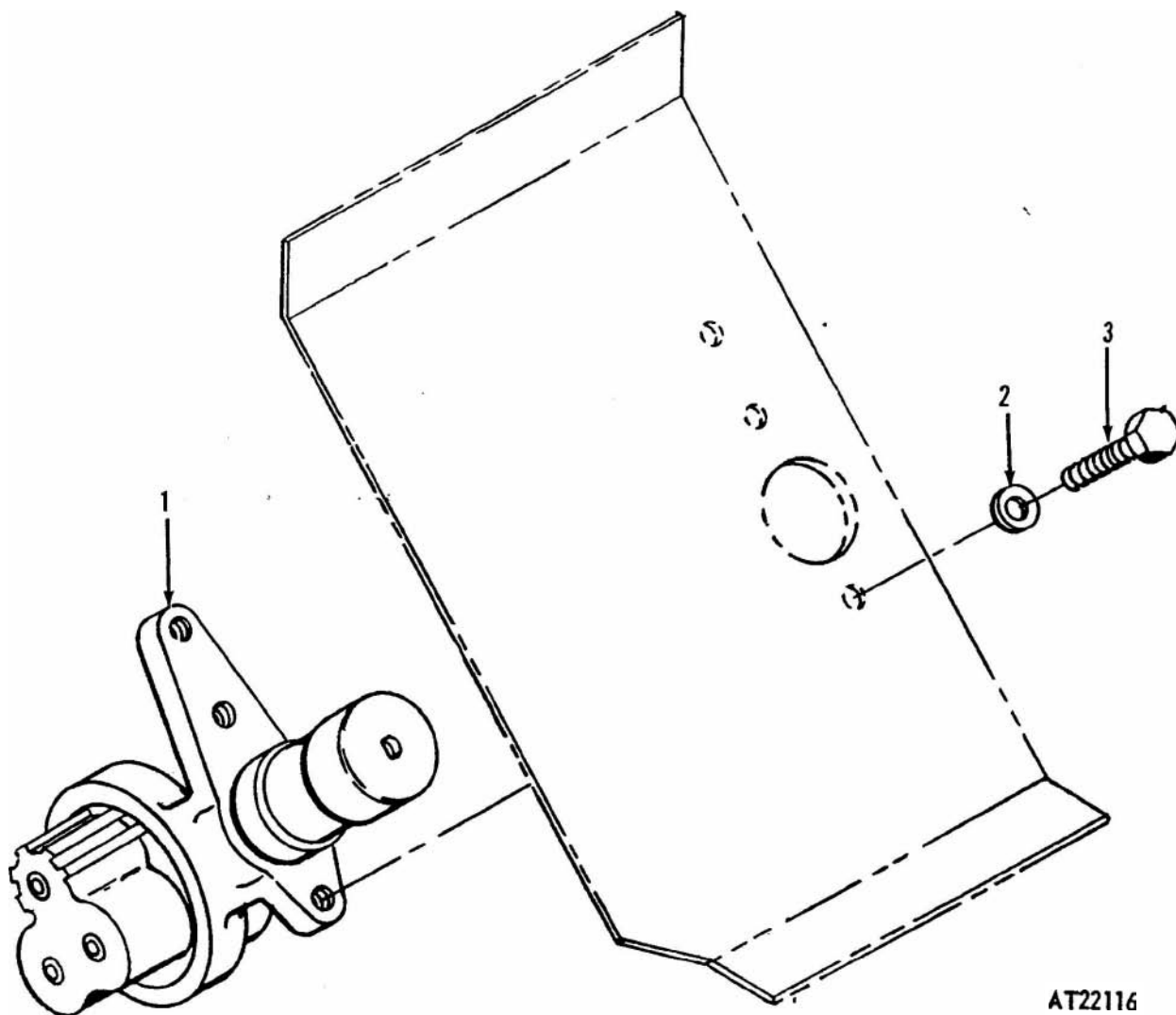
(1) Illustration		(2)	(3)	(4)	(5)	(6)	(7)	(8)
(a) Fig. No.	(b) Item No.	SMR code	National stock No.	Part No.	FSCM	Description Usable On Code	U 7 M	Qty. inc. in unit
56	1	PAOZZ	2910-00-781-1953	8389470	19207	0608 EMERGENCY STOP SIGNAL SWITCH ASSEMBLY AND RELATED PARTS	EA	1
56	2	PAOZZ	5310-00-811-1849	5291108	19207	SWITCH, EMERGENCY: STOP SIGNAL	EA	1
56	3	PAOZZ	5310-00-543-4385	MS35333-46	96906	NUT: SWITCH MOUNTING:	EA	1
56	4	XAOZZ		5226217	19207	WASHER, LOCK: S, CD PLTD, 5/8 IN.	EA	1
56	5	XBOZZ		11585070	19207	NUT:	EA	1
56	6	PAOZZ	5305-00-989-6265	MS35207-262	96906	PANEL, CONTROL:	EA	1
						SCREW, MACHINE: S, CD PLTD, 10-32 UNF-2A, 7/16 IN. LG	EA	4



TA025803

Figure .5-6. Emergency stop signal switch assembly and related parts.

(1) illustration		(2)	(3)	(4)	(5)	(6)	(7)	(8)
(a) Fig. No.	(b) Item No.	SMR code	National stock No.	Part No.	FSCM	Description Usable On Code	U ' M	Qty. inc in unit
57	1	PAOZZ	2590-00-692-9279	MS53000-1	96906	0608 HEADLIGHT SELECTOR SWITCH AND RELATED PARTS	EA	1
57	2	PAOZZ	5310.00-582-5965	MS35338-44	96906	SWITCH, BEAM SELECTING , HEADLIGHT: 24 VOLT D.C.	EA	3
<u>57</u>	3	PAOZZ	5305-00-988-1720	MS35206-276	96906	WASHER , LOCK: S, CD PLTD, 1/4 IN. SCREW , MACHINE: S, CD PLTD, 1/4-20 UNC-2A, 5/16 IN, LG	EA	3



AT22116

Figure 57. Headlight selector switch and related parts.

Illustration		(2)	(3)	(4)	(5)	(6)	(7)	(B)
(a) Fig. No.	(b) Item No.	SMR code	National stock No.	Part No.	FSCM	Description Usable On Code	U / M	Qty inc. in unit
58	1	PAOZZ	5306-00-225-9087	MS90726-32	96906	0608 TERMINAL STRIPS AND RELATED PARTS SCREW, CAP, HEXAGON HEAD: S, CD PLTD, 5/16 24 UNF-2A, 3/4 IN. LG	EA	2
58	2	XBOZZ		11595301	19207	COVER, TERMINAL BOARD:	EA	1
58	3	PAOZZ	5305-00-958-5453	MS35190-236	96906	SCREW, MACHINE: S, CD PLTD, NO. 6, 32 UNC-2A, 3/8 IN, LG	EA	3
58	4	XBOZZ		11595300	19207	PLATE, MOUNTING:	EA	1
58	5	PAOZZ	5940-00-950-7782	MS27212-3.8	96906	TERMINAL BOARD ASSEMBLY:	EA	1
58	6	PAOZZ	5310-00-934-9747	MS35649-262	96906	NUT, PLAIN, HEXAGON: S, CD PLTD, 6-32 UNC-2B	EA	3
58	7	PAOZZ	5940-00-899-0740	MS25226-6-E	96906	LINK, TERMINAL, CONNECTING: CD PLTD 6 HOLE	EA	1
58	8	PAOZZ	5940.00-899-0740	MS25226-6-E	96906	LINK, TERMINAL, CONNECTING: CD PLTD, (CUT AS REQ'D)	EA	1
58	9	PAOZZ	5310.00-971-7989	MS35691-5	96906	NUT, PLAIN, HEXAGON: S, CD PLTD, V4-28 UNF-2B	EA	6
58	10	PAOZZ	5310-00-982-4912	MS21045-5	96906	NUT, SELF-LOCKING, HEXAGON: S, CD PLTD, 5/16 24 UNF-3B	EA	2

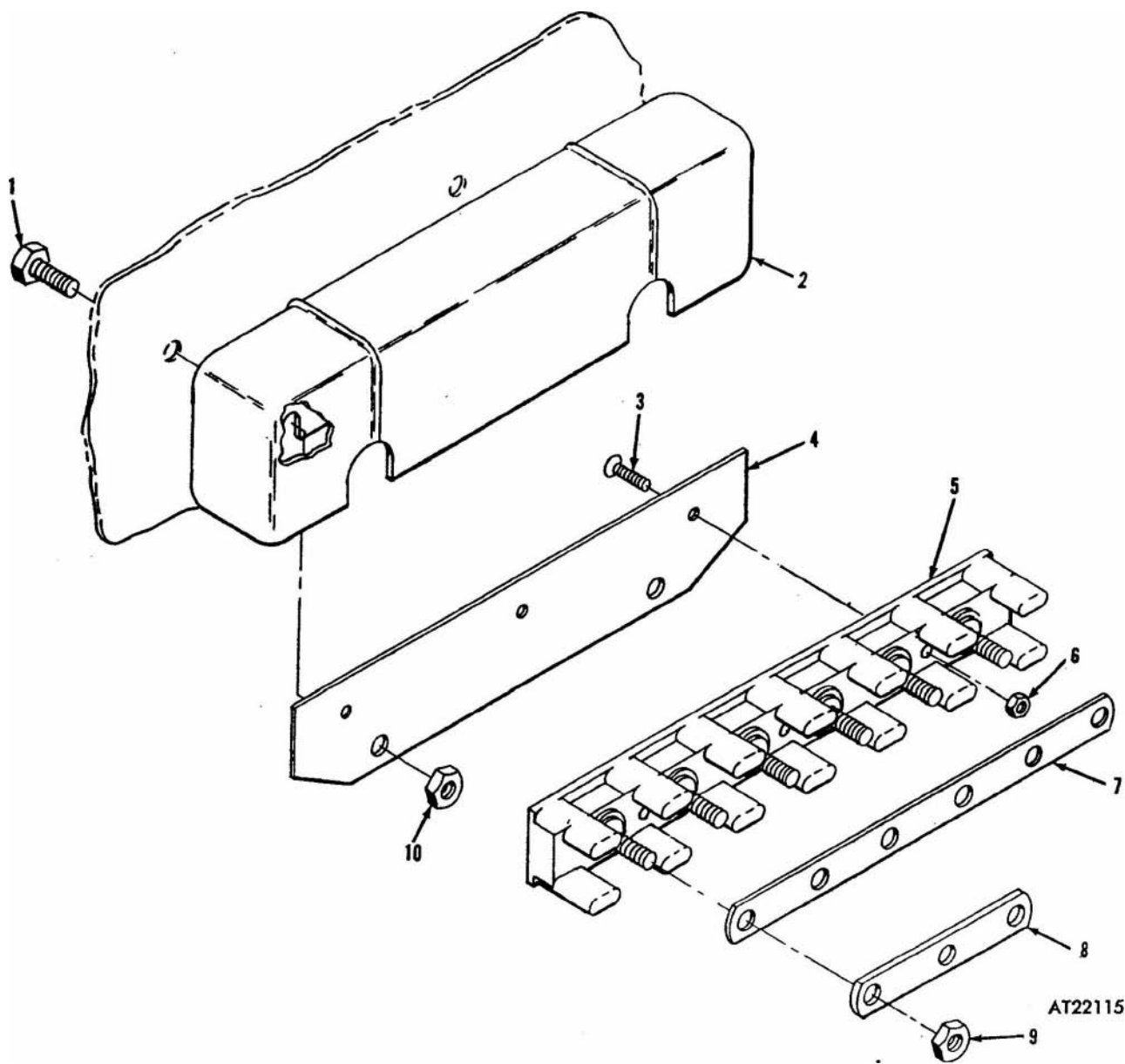
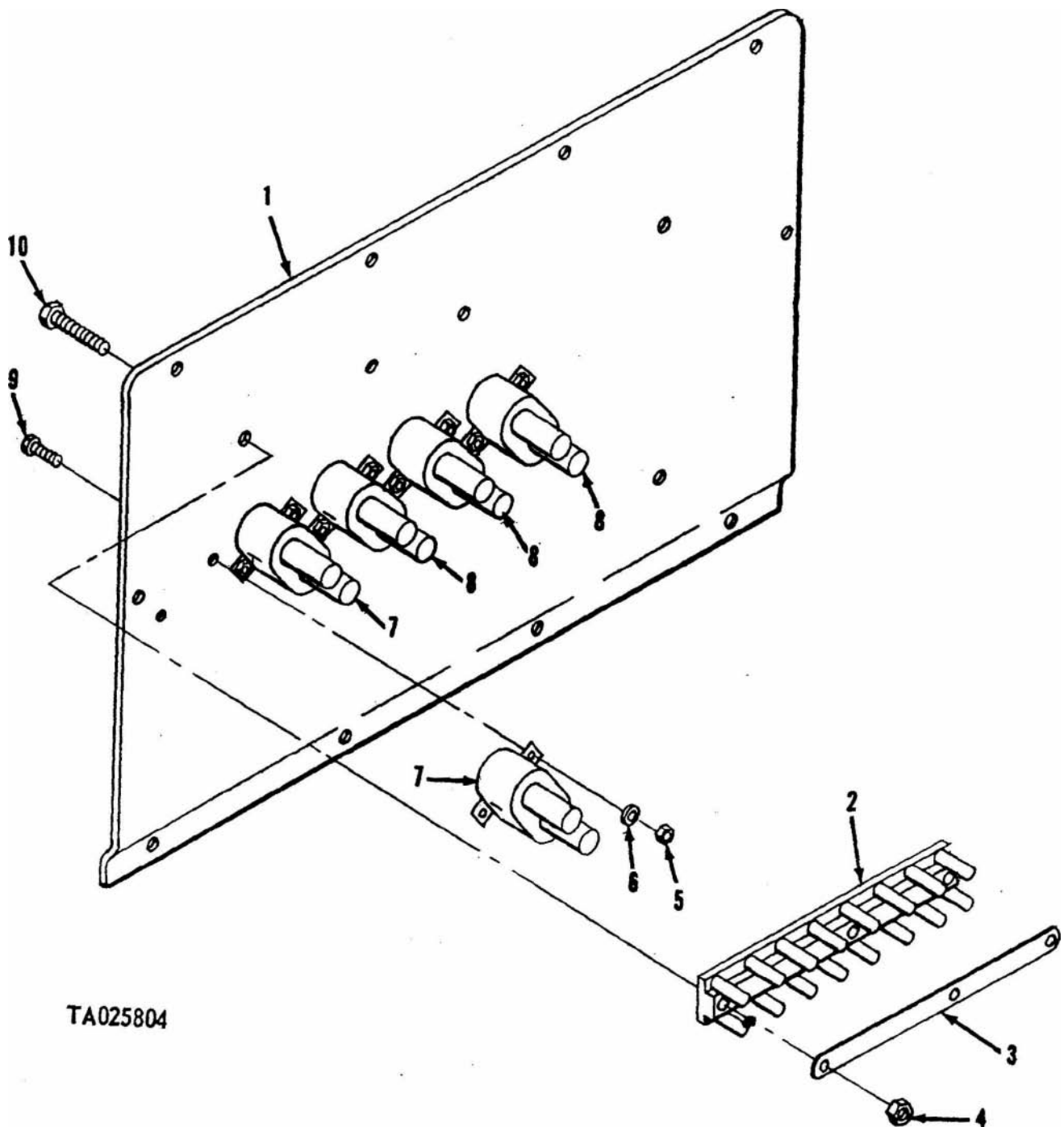


Figure 58. Terminal strips and related parts.

(1) Illustration		(2) SMR code	(3) National stock No.	(4) Part No.	(5) FSCM	(6) Description Usable On Code	(7) U / M	(8) Qty. inc. in unit
(a) Fig. No.	(b) Item No.							
59	1	XBOZZ		11594663	19207	0608 PANEL ASSEMBLY AND RELATED PARTS PANEL:	EA	1
59	2	PAOZZ	5940-00-950-7782	MS27212-3-8	96906	TERMINAL BOARD ASSEMBLY:	EA	1
59	3	PAOZZ	5940-00-681-1514	MS25226-4-6	96906	LINK TERMINAL CONNECTING: CD PLTD	EA	1
59	4	PAOZZ	5310-00-934-9739	MS35649-242	96906	NUT, PLAIN, HEXAGON: S, CD PLTD, 4-40 UNC-2B	EA	3
59	5	PAOZZ	5310-00-934-9757	MS35649-282	96906	NUT, PLAIN, HEXAGON: S, CD PLTD, 8-32 UNC-2B	EA	10
59	6	PAOZZ	5310-00-045-3299	MS35338-42	96906	WASHER, LOCK: S, CD PLTD; NO. 8	EA	10
59	7	PAOZZ	5925-00-283.6511	13459	19422	CIRCUIT BREAKER: THERMAL, 30 VOLT, D C AUTOMATIC, WATERPROOF, 25 AMP	EA	2
59	8	PAOZZ	5925-00-894-8015	MS39063-1	96906	CIRCUIT BREAKER: THERMAL, 30 VOLT, D C AUTOMATIC, WATERPROOF, 15 AMP	EA	3
59	9	PAOZZ	5305-00-984-6195	MS35206-247	96906	SCREW, MACHINE: S, CD PLTD, 8-32 UNC-2A , % IN. LG.	EA	10
59	10	PAOZZ	5305-00-889-2997	MS35206-215	96906	SCREW, MACHINE: S, CD PLTD, 4-40 UNC-2A, 3/8 IN. LG.	EA	3

TM 9-2320-242-34P



TA025804

Figure 59. Panel assembly and related parts.

(1) Illustration		(2)	(3)	(4)	(5)	(6)	(7)	(8)
(a) Fig. No.	(b) Item No.	SMR code	National stock No.	Part No.	FSCM	Description Usable On Code	U / M	Qty inc in unit
60	1	XDOZZ		11662918	19207	0608 DIRECTIONAL SIGNAL CAP, LENS: GREEN COLOR	EA	1
60	2	PAOZZ	6240-00-419-3185	MS24231-1873	96906	LAMP, INCANDESCENT: 28 VOLT (OPTIONAL IN HANDLE OR BODY)	EA	1
60	3	PAOZZ	5365-00-625-3079	11662919	19207	WASHER, FLAT: 0.005 THK LENS CAP	EA	1
60	4	PAOZZ	5330-00-679-9206	11662946	19207	PACKING, PREFORMED: LENS CAP	EA	1
60	5	PAOZZ	2590-00-808-6072	11613632-1	19207	CONTROL ASSEMBLY, DIRECTIONAL SIGNAL:	EA	1
60	6	PAOZZ	5945-00-789-3706	11613631	19207	FLASHER, SOLID STATE: DIRECTIONAL CONTROL SIGNAL	EA	
60	7	PAOZZ	5310-00-582-5965	MS35338-44	96906	WASHER LOCK: Y- IN.	EA	2
60	8	PAOZZ	5305-00-993-2461	MS35207-85	96906	SCREW, MACHINE: S, CD PLTD, 7/16-28 UNF-2A 3/4 IN. LG	EA	2
60	9	PAOZZ	5935-00-636-5701	MS3106F18-85	96906	CONNECTOR, PLUG, ELECTRICAL: 1/2-28 TED	EA	1
60	10	PAOZZ	2590-00-308-2781	11630528	19207	CABLE ASSEMBLY	EA	1
60	11	PAOZZ	9905-00-841-4445	MS39020-2	96906	BAND, MARKER: PLAIN	EA	1
60	12	PAOZZ	5935-00-691-5591	8724495	19207	SHELL: ELECTRICAL CONTACT	EA	6
60	13	PAOZZ	5310-00-656-0067	8724497	19207	WASHER, SLOTTED:	EA	6
60	14	PAOZZ	5999-00-926-3144	MS27148-3	96906	CONTACT, ELECTRICAL CONNECTOR: BRASS COMP. SILVER PLATE, 16 AWG	EA	6
60	15	PAOZZ	5955-00-772-3307	7723307	19207	NUT, GROMMET RETAINING:	EA	1
60	16	PAOZZ	5935-00-772-2344	7722344	19207	INSERT, ELECTRICAL CONNECTOR: FLASHER	EA	1
60	17	PAOZZ	5975-00-697-7769	7527645	19207	NUT, COUPLING, ELECTRICAL: FLASHER	EA	1
60	18	PAOZZ	5935-00-686-2605	8724231	19207	CONNECTOR, PLUG, ELECTRICAL: FLASHER	EA	1
60	19	PAOZZ	9905-00-752-4649	MS39020-1	96906	BAND, MARKER:	EA	12
60	20	PAOZZ	6145-00-542-6834	M13486/1-4	81349	CABLE: WIRE, ELECTRICAL	IN	V
60	21	PAOZZ	6970-00-705-6634	7056634	19207	INSULATION, SLEEVING: FLASHER	EA	1
60	22	XDOZZ		7056709	19207	TERMINAL LUG: FLASHER	EA	1

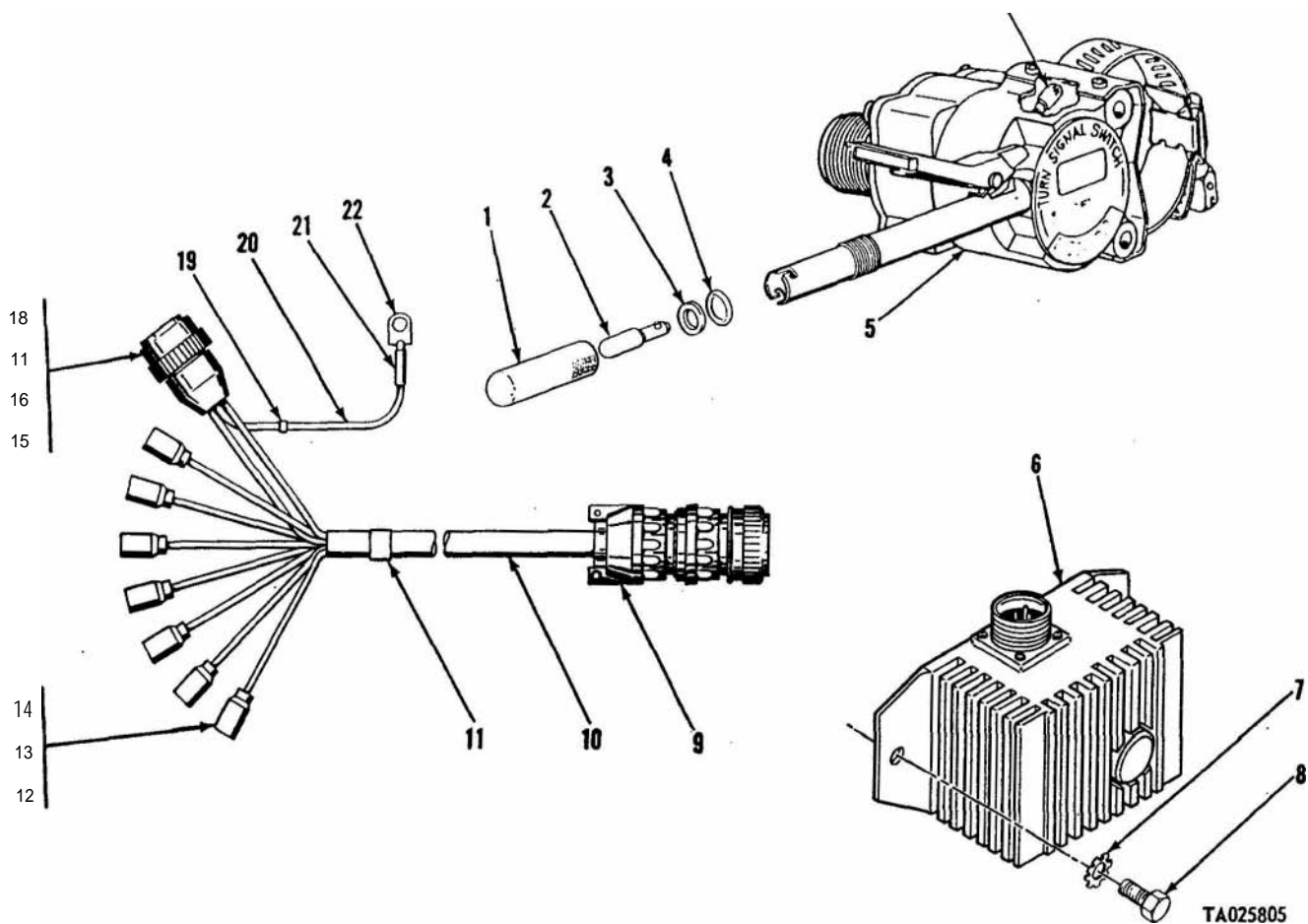
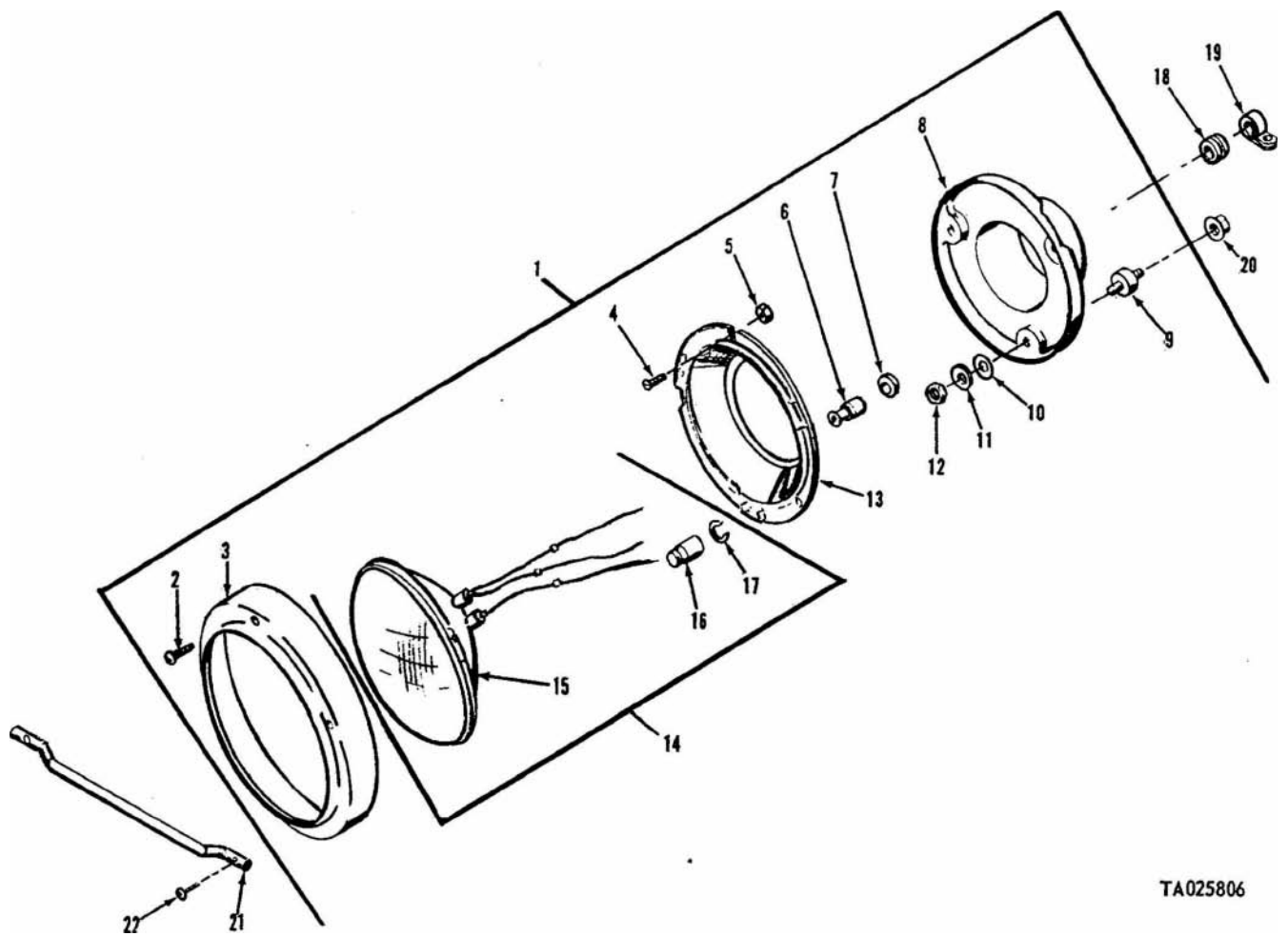


Figure 60. Direction signal.

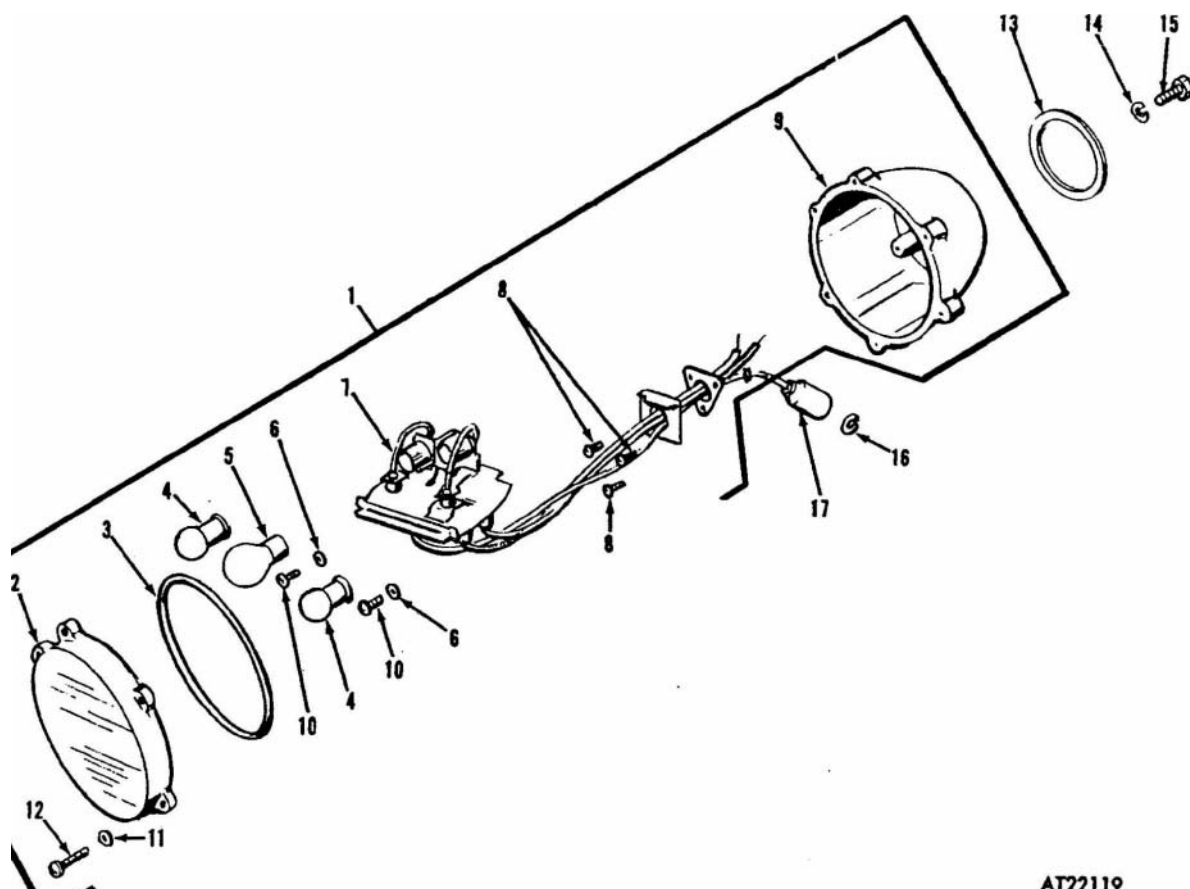
(1) Illustration		(2)	(3)	(4)	(5)	(6)	(7)	(8)
(a) Fig. No.	(b) Item No.	SMR code	National stock No.	Part No.	FSCM	Description Usable On Code	UOM	Qty inc in unit
61	1	PAOZZ	6220-00-678-9045	8741462	19207	0609 LIGHTS, HEADLIGHTS AND RELATED PARTS	EA	2
61	2	PAOZZ	5305-00-832-5743	8741437	19207	HEADLIGHT: VEHICULAR	EA	6
61	3	PAOZZ	5365-00-832-5650	8741446	19207	SCREW, EXTERNALLY RELIEVED BODY: RIGHT HAND	EA	2
61	4	PAOZZ	5305-00-353-0969	7538146	19207	(3), LEFT HAND (3)	EA	4
61	5	PAOZZ	5310-00-241-6921	8741435	19207	RING, RETAINING:	EA	4
61	6	PAOZZ	5935-00-807-4109	874192	19207	SCREW, MACHINE: RING	EA	6
61	7	PAOZZ	5325-00-088-6147	8741442	19207	NUT, SPECIAL:	EA	6
61	8	PAOZZ	6220-00-443-0589	8741461	19207	ADAPTER, CONNECTOR:	EA	2
61	9	PAOZZ	5340-00-182-3726	8741441	19207	GROMMET, RUBBER:	EA	2
61	10	PAOZZ	5310-00-463-0268	5310615	19207	HOUSING, HEADLAMP:	EA	4
61	11	PAOZZ	5310-00-582-5965	MS35338-44	96906	MOUNT, RESILIENT:	EA	4
61	12	PAOZZ	5310-00-768-0319	MS51968-2	96906	WASHER, FLAT:	EA	4
61	13	PAOZZ	6220-00-998-6142	8741447	19207	WASHER, LOCK: S, CD PLTD, 1/4 IN.	EA	2
61	14	PAOZZ	6240-00-431-8341	8741491	19207	NUT, PLAIN, HEXAGON: S, CD PLTD, 1/4 28 UNF-2B	EA	2
61	15	PAOZZ	6240-00-686-4168	MS18008-4863	96906	RING ASSEMBLY:	EA	2
61	16	PAOZZ	5935-00-572-9180	8338566	19207	LAMP, INCANDESCENT:	EA	2
61	17	PAOZZ	5310-00-833-8567	8338567	19207	LAMP, INCANDESCENT: SEALED BEAM 3 CABLE	EA	6
61	18	PAOZZ	5325-00-276-6100	413800 58	05869	TYPE, 24 VOLT	EA	2
61	19	PAOZZ	5340-00-988-1162	MS21333-113	96906	SHELL, ELECTRICAL CONNECTOR:	EA	2
61	20	PAOZZ	5310-00-807-1468	MS21042-4	96906	WASHER, SLOTTED:	EA	6
61	21	PAOZZ	6220-00-809-5723	11594524	19207	GROMMET, RUBBER: 1/8 IN. ID, 1.1/16 IN. OD, 5/16 IN. THK	EA	2
61	22	PAOZZ	5305-00-068-0514	MS90727-7	96906	CLAMP, LOOP: S, CUSHIONED, 5/8 IN. ID	EA	4
						NUT, EXTENDED WASHER, S, CD PLTD, 1/4 28 UNJF-3B	EA	6
						GUARD, HEADLAMP:	EA	2
						SCREW, CAP, HEXAGON HEAD: S, CD PLTD, 1/4 IN. 28 UNF-2A, 7/8 IN. LG.	EA	4



TA025806

Figure 61. Headlight and related parts.

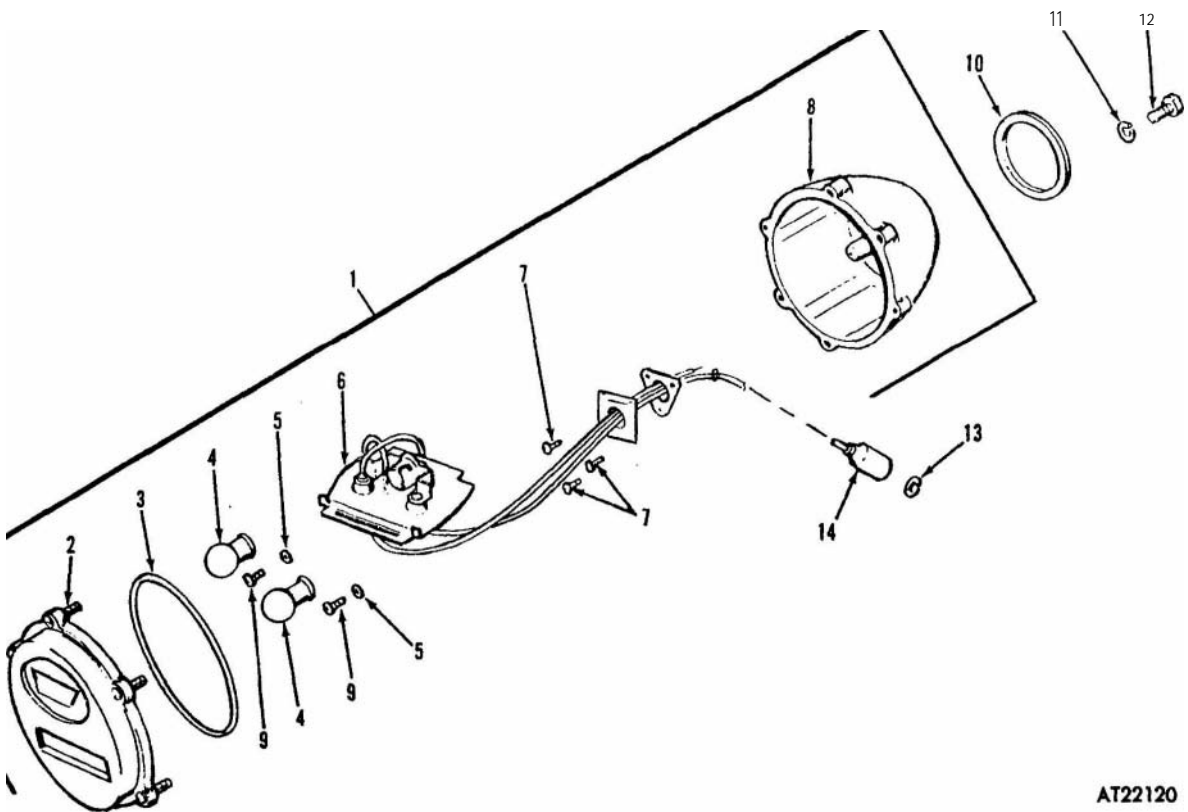
(1) Illustration		(2)	(3)	(4)	(5)	(6)	(7)	(8)
(a) Fig. No.	(b) Item No.	SMR code	National stock No.	Part No.	FSCM	Description Usable On Code	U * M	Qty inc in unit
62	1	PAOZZ	6220-00-880-1237	109205484	19207	0609 LAMP ASSEMBLY, STOP, TURN SERVICE TAIL LIGHT AND RELATED PARTS	EA	2
62	2	PAOZZ	6220-00-903-6647	10920506	19207	STOPLIGHT-TAILLIGHT, VEHICULAR:	EA	2
62	3	PAOZZ	5330.00-297.7106	7320658	19207	LENS, LIGHT:	EA	2
62	4	PAOZZ	6240-00-044-6914	MS3578 1683	96906	PACKING, PREFORMED:	EA	4
62	5	PAOZZ	6240-00-295-2668	MS25478 1691	96906	LAMP, INCANDESCENT: 32 CANDLE POWER 28 VOLTS	EA	2
62	6	PAOZZ	5310.00-045-3299	MS35338 42	96906	LAMP, INCANDESCENT: 15 CANDLE POWER, 28 VOLTS	EA	4
62	7	PAOZZ	6250-00467-9225	10930019	19207	WASHER, LOCK: S, CD PLTD, NO. 8	EA	2
62	8	PAOZZ	5305.00-984-6191	MS35206-243	96906	LAMP HOLDER ASSEMBLY: VEHICLE STOP TURN AND TAILLIGHT	EA	6
62	9	PAOZZ	6220-00-368-4945	7525997	19207	SCREW, MACHINE: S, CD PLTD, 8-32 UNC-2A, 3/8 IN. LG	EA	2
62	10	PAOZZ	5305-00-889-3002	MS35206-242	96906	BODY:	EA	4
61	11	PAOZZ	5365-00-732-0642	7320642	19207	SCREW, MACHINE: S, CD PLTD, 8-32 UNC-2A, 5/16 IN. LG	EA	12
62	12	PAOZZ	5305-00-737.5694	7375694	19207	RING, RETAINING:	EA	12
62	13	PAOZZ	5330.00-700-6237	7006237	19207	SCREW, MACHINE:	EA	2
62	14	PAOZZ	5310.00-637-9541	MS35338 46	96906	GASKET:	EA	4
62	15	PAOZZ	5305.00.269-3209	MS90725.58	96906	WASHER, LOCK: S, CD PLTD, 3/8 IN.	EA	4
62	16	PAOZZ	5310.00-833-8567	8338567	19207	SCREW, CAP, HEXAGON HEAD: S, CD PLTD, 3/8-15 UNC- 2A	EA	8
62	17	PAOZZ	5935.00-572-9180	8338566	19207	WASHER, SLOTTED:	EA	8
						SHELL, ELECTRICAL CONNECTOR:		



AT22119

Figure 62. Lamp assembly, stop, turn, service taillight and related parts.

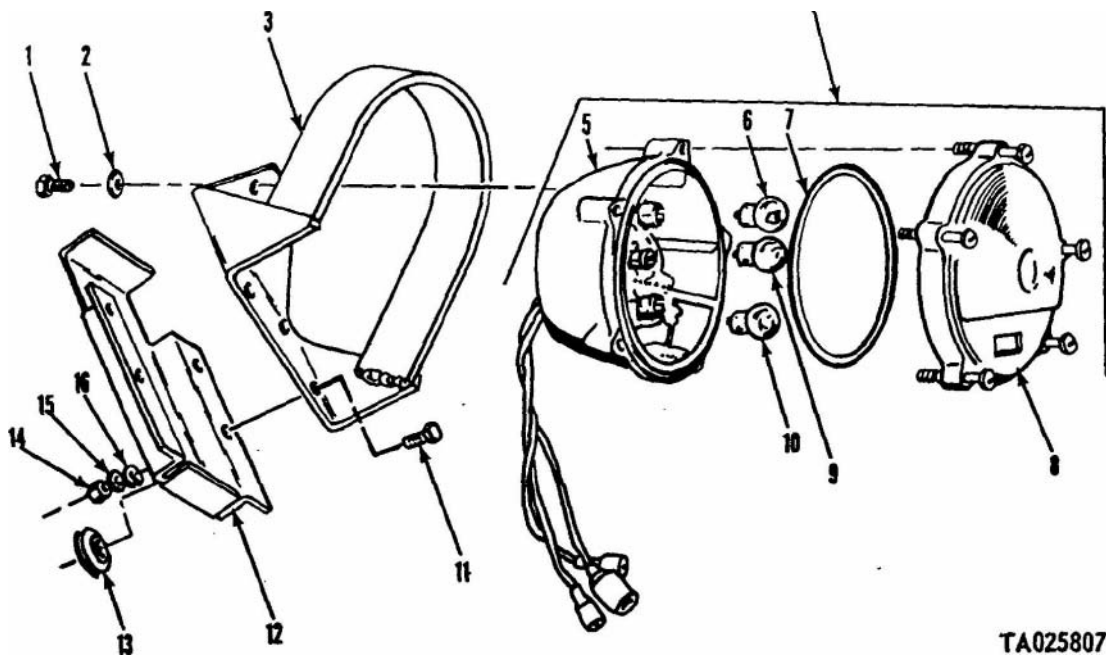
(1) Illustration		(2)	(3)	(4)	(5)	(6)	(7)	(8)
(a) Fig. No.	(b) Item No.	SMR code	National stock No.	Part No.	FSCM	Description Usable On Code	U M	Qty. inc. in unit
63	1	PAOZZ	6220-00-337-6471	MS51330-1	96906	STOPLIGHT-TAILLIGHT, VEHICULAR: CARRIER	EA	2
63	2	PAOZZ	6220-00-752-6018	7526018	74925	DOOR ASSEMBLY:	EA	2
63	3	PAOZZ	5330-00-297-7106	7320658	19207	PACKING PREFORMED:	EA	2
33	4	PAOZZ	6240-00-019-0877	MS1557C 1251	96906	LAMP, INCANDESCENT: SINGLE CONTACT, 3-CP, 28 VOLTS, 0.23 AMPS	EA	4
63	5	PAOZZ	5310-00-637-9541	MS35338-46	96906	WASHER, LOCK: S, CD PLTD, 3/8 IN.	EA	4
63	6	PAOZZ	6250-00-353-0955	8378662	19207	LAMP HOLDER ASSEMBLY:	EA	2
63	7	PAOZZ	5305-00-984-6191	MS35206-243	96906	SCREW, MACHINE: S, CL PLTD, 8-32 UNC-2A 3/8 IN. LC	EA	6
63	8	PAOZZ	6220-00-368-4945	7525997	19207	BODY:	EA	2
63	9	PAOZZ	5305-00-889-3002	MS35206-242	96906	SCREW, MACHINE: S, CD PLTD, 8-32 UNC-2A 5/16 IN. LG	EA	4
63	10	PAOZZ	5330-00-700-6237	7006237	19207	GASKET:	EA	2
63	11	PAOZZ	5310-00-637-9541	MS35338-46	96906	WASHER, LOCK: S, CD PLTD, 3/8 IN.	EA	4
63	12	PAOZZ	5305-00-269-3209	MS90725-58	96906	SCREW, CAP, HEXAGON HEAD: S, CD PLTD, 3/8-16 UNC- 2A, 1/4 IN. LG	EA	4
63	13	PAOZZ	5310-00-833-8567	8338567	19207	WASHER, SLOTTED:	EA	4
63	14	PAOZZ	5935-00-572-9180	8338566	19207	SHELL, ELECTRICAL CONNECTOR:	EA	4



AT22120

Figure 63. Stop, tail blackout light and related parts.

(1) Illustration		(2) SMR code	(3) National stock No.	(4) Part No.	(5) FSCM	(6) Description Usable On Code	(7) U M	(8) Qty inc. in unit
(a) Fig. No.	(b) Item No.							
G4	1	PAOZZ	5306-00-9087	MS90726-32	96906	0609 FRONT COMPOSITE LIGHT SCREW, CAP, HEXAGON HEAD: S. CD PLTD, 5/16, 24 UNF-2A	EA	2
64	2	PAOZZ	5310-00-889-2527	MS45904-72	96906	WASHER, LOCK: S, CD PLTD, 5/16 NOM SIZE	EA	2
64	3	PAOZZ	6220-00-428-5493	11658687	19207	HOOD: MARKER LIGHT	EA	2
64	4	PAOZZ	6220-00-880-1624	11614156	19207	LIGHT: COMPOSITE, FRONT	EA	2
64	5	XAOZZ		11639541	19207	BODY ASSEMBLY: COMPOSITE LIGHT	EA	1
64	6	PAOZZ	6240-00-019-3093	MS15570-623	96906	LAMP, INCANDESCENT: 0-6 BULB, SINGLE CONTACT, ±-20% CP	EA	1
64	7	PAOZZ	5330-00-463-0200	11639519-1	19207	GASKET: COMPOSITE LIGHT	EA	1
64	8	PAOZZ	6220-00-179-4325	11639546	19207	DOOR ASSEMBLY: COMPOSITE LIGHT	EA	1
64	9	PAOZZ	6240-00-044-6914	MS35478-1683	96906	LAMP, INCANDESCENT: S-8 BULB, SINGLE CONTACT. 32± 15% CP	EA	1
64	10	PAOZZ	6240-00-019-0877	MS15570-1251	96906	LAMP, INCANDESCENT: G-6 BULB, SINGLE CONTACT, 3± 20% CP	EA	1
64	11	PAOZZ	5305-00-068-0502	MS90725-6	96906	SCREW, CAP, HEXAGON HEAD: S, CD PLTD, 1/4-20 UNC-2A, 3/4 IN. LG	EA	8
64	12	PAOZZ	2590-00 178-1036	7397758	19207	COVER, ACCESS:	EA	2
64	13	PAOZZ	5325-00-682-1614	MS35490-8	96906	GROMMET, RUBBER, SPLIT: SYN. 0 1N. ID, 1 4 1N. 01)	EA	4
64	14	PAOZZ	5310-00-088-1251	MS51922-1	96906	NUT, SELF-LOCKING, HEXAGON: S, CD PLTD, 1/4-20 UNC-213	EA	8
64	15	PAOZZ	5310-00-809-4058	MS27183-10	96906	WASHER, FLAT: S, CD PLTD, 0.625 IN. OD, 0.065 IN. THK	EA	8
64	16	PAOZZ	5310-00-889-2528	MS45904-68	96906	WASHER, LOCK: S, CD PLTD, 3/8 IN.	EA	8



TA025807

Figure 64. Front composite light.

(1) Illustration		(2)	(3)	(4)	(5)	(6)	(7)	(8)
(a) Fig. No.	(b) Item No.	SMR code	National stock No.	Part No.	FSCM	Description Usable On Code	U M	Qty inc. in unit
PARTS								
65	1	PAOZZ	6220-00-500-0437	MS53047-1	96906	LIGHT, MARKER, CLEARANCE: 24 VOLT	EA	2
65	2	PAOZZ	6220-00-752-6030	7526030	19207	DOOR ASSEMBLY: MARKER LIGHT	EA	2
65	3	PAOZZ	6240-00-019-0877	MS15570 1251	96906	LAMP, INCANDESCENT: G-6 BULB, SINGLE CONTACT, 3 CP ± 20%, 28 VOLTS	EA	4
65	4	PAOZZ	6240.00-044-6914	MS35478-1583	96906	LAMP, INCANDESCENT: S-8 BULB, SINGLE CONTACT, 32 CP ± 15%, 28 VOLTS	EA	2
65	5	PAOZZ	6220.00-545-8618	8376369	19207	SOCKET AND WIRING ASSEMBLY:	EA	2
65	6	PAOZZ	5305.00-984-6191	MS35206-213	96906	SCREW, MACHINE: S, CD PLTD, 8-32 UNC-2A, 3/8 IN. LG	EA	6
65	7	PAOZZ	6220.00-368-4945	7525997	19207	BODY:	EA	2
65	8	PAOZZ	5310.00-045-3299	MS35338-42	96906	WASHER, LOCK: S, CD PLTD, N8	EA	4
65	9	PAOZZ	5305.00-889-3002	MS35206-242	96906	SCREW, MACHINE: S, CD PLTD, 8.32 UNC-2A 5/16 IN. LG	EA	4
65	10	PAOZZ	5335.00-297-7106	7320658	19207	PACKING, PREFORMED:	EA	2
65	11	PAOZZ	5935.00-572-9180	8338566	19207	SHELL, ELECTRICAL CONNECTOR:	EA	6
65	12	PAOZZ	5310.00-833-8567	8338567	19207	WASHER, SLOTTED:	EA	6
65	13	PAOZZ	5310.00-637-9541	MS35338-46	96906	WASHER, LOCK: S. CD PLTD. 3/8 IN.	EA	4
65	4	PAOZZ	52n.00-269-3208	MS90726-57	96906	SCREW, CAP. HEXAGON HEAD: S, CD PLTD, 3/8-16 UNC- 2A, 5/8 IN. LO	EA	4
65	15	PAOZZ	6230.00-809-5151	11594522	19207	BRACKET:	EA	2
65	16	PAOZZ	5310.00-807-1469	MS21042-5	96906	NUT, SELF-LOCKING: S. CD PLTD 5/16-24 UNJF-3H	EA	8
65	17	PAOZZ	5306.00-225-9086	MS90726-31	96906	SCREW, CAP, HEXAGON HEAD: S. CD PLTD, 5/16-24 UNF. 2A, 5/8 IN. LG	EA	8

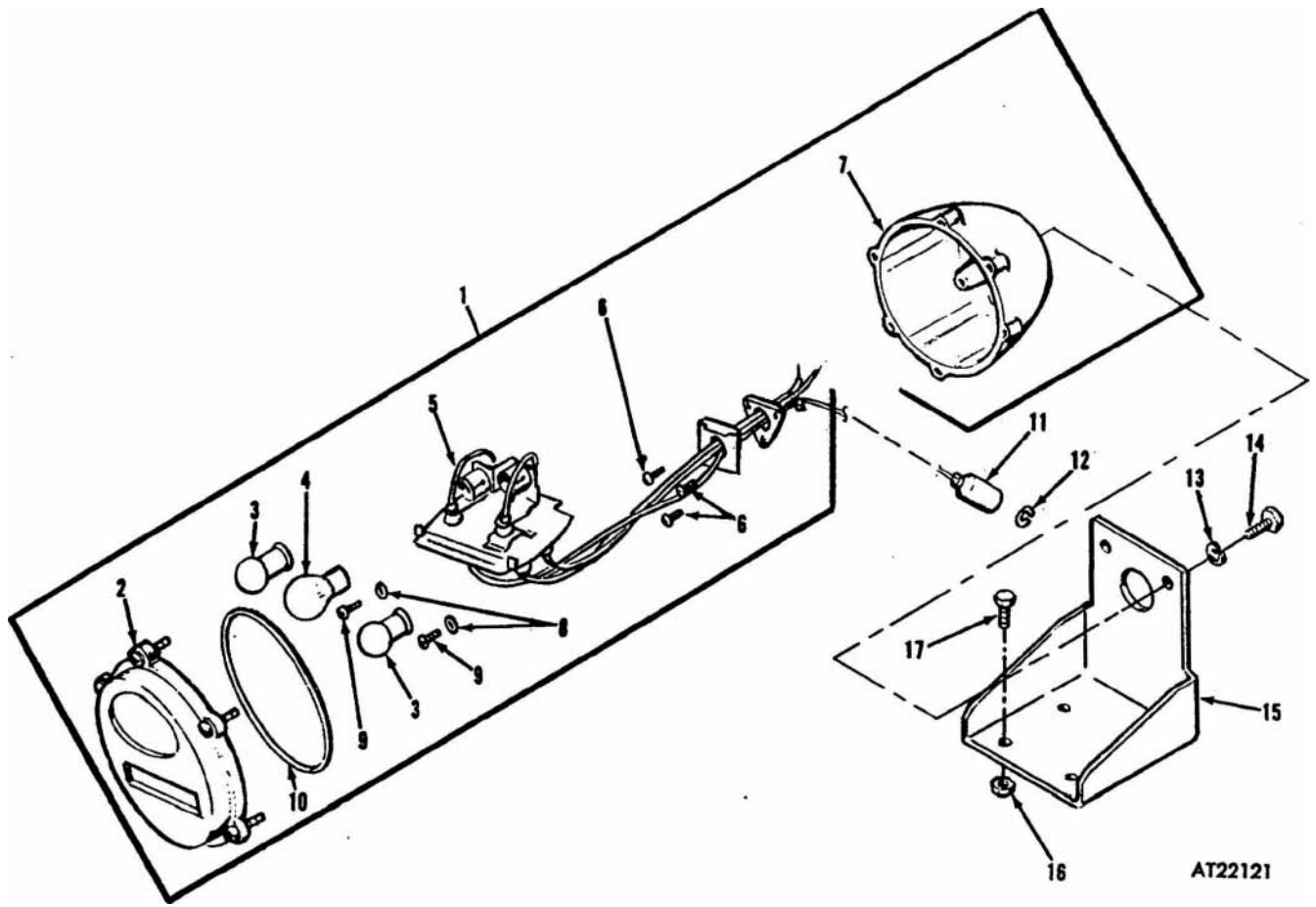
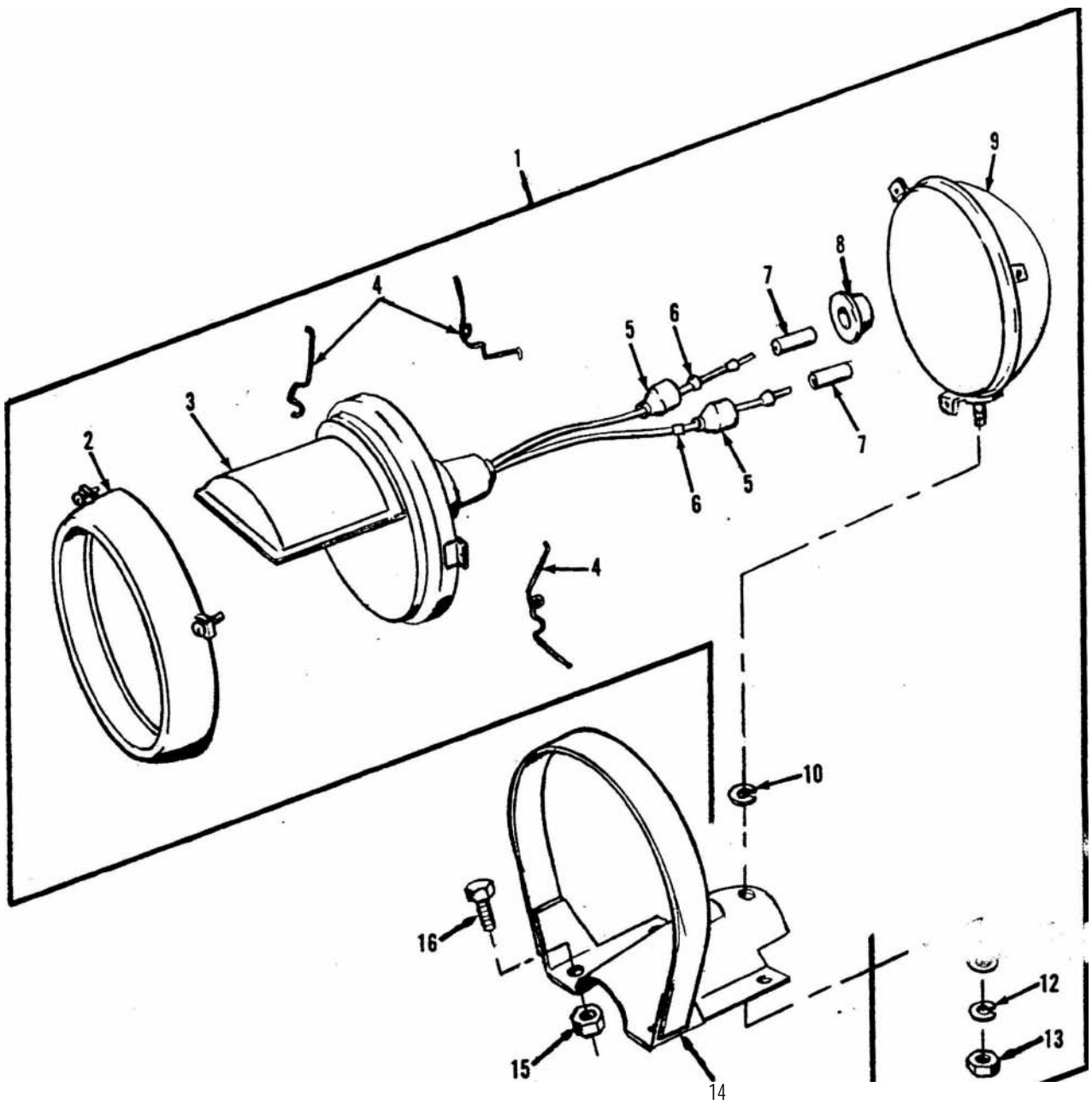


Figure 65. Blackout marker light and related parts.

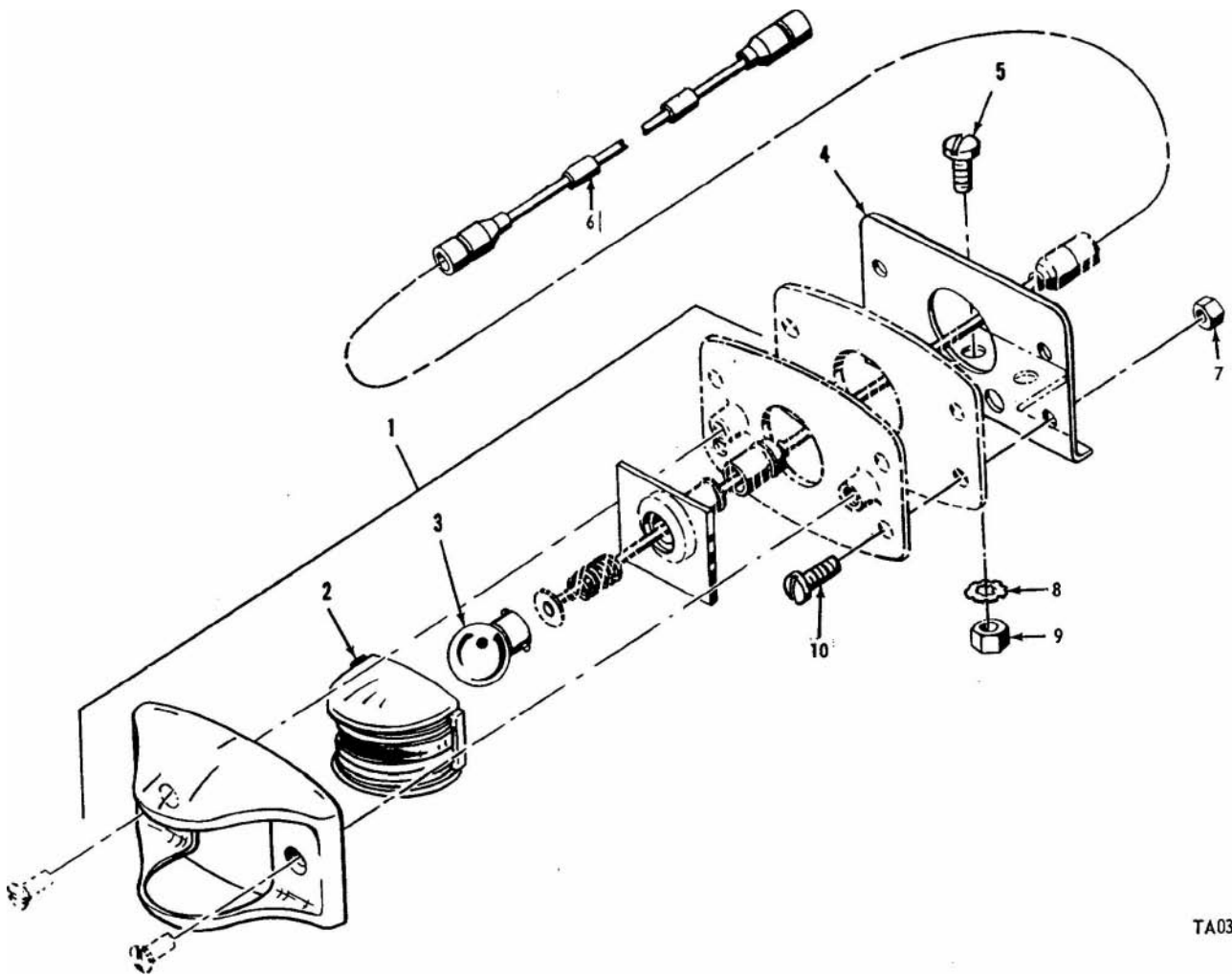
(1) Illustration		(2)	(3)	(4)	(5)	(6)	(7)	(8)
(01) rig. No.	(b) Item No.	SMR code	National stock No.	Part No.	FSCM	Description Usable On Code	U M	Qty inc. in unit
66	1	PAOZZ	6220-00-678-9046	MS51318-1	96906	0609 BLACKOUT HEADLIGHT AND RELATED PARTS	EA	1
66	2	PAOZZ	6220-00-695-1107	7525940	19207	HEAD LIGHT, BLACKOUT: 24 VOLT WATERPROOF	EA	1
66	3	PAOZZ	6220-00-819-7028	8747987	19207	DOOR: BLACKOUT LAMP	EA	1
66	4	PAOZZ	6220-00-693-4175	7320711	19207	LAMP UNIT, VEHICULAR:	EA	1
66	5	PAOZZ	5935-00-572-9180	8338566	19207	SPRING, RETAINING:	EA	3
66	6	PAOZZ	9905-00-752-4649	MS39020-1	96906	SHELL, ELECTRICAL CONNECTOR:	EA	2
66	7	PAOZZ	5935-00-765-5458	8741436	19207	BAND, MARKER: PLAIN	EA	2
66	8	PAOZZ	5325-00-088-6147	8741442	19207	CONNECTOR, ELECTRICAL:	EA	2
66	9	PAOZZ	6220-00-456-6106	8747986	19207	GROMMET, RUBBER:	EA	1
66	10	PAOZZ	5310-00-061-1258	MS45904-76	96906	BODY ASSEMBLY:	EA	1
66	11	PAOZZ	5310-00-350-2655	5294507	19207	WASHER, LOCK: S, CD PLTD, 3/8 IN.	EA	1
66	12	PAOZZ	5310-00-637-9541	MS35338-46	96906	WASHER, FLAT:	EA	1
66	13	PAOZZ	5310-00-732-0558	MS51967-8	96906	WASHER, LOCK: S, CD PLTD, 3/8 IN.	EA	1
66	14	PAOZZ	6220-00-809-5734	11595073	19207	NUT, PLAIN, HEXAGON: S, CD PLTD, 3/8-14 UNC-2B	EA	1
66	15	PAOZZ	5310-00-950-0039	MS21044N6	96906	GUARD ASSEMBLY:	EA	1
						NUT, SELF-LOCKING, HEXAGON: S, CD PLTD, 3/8 24 UNF.	EA	4
66	16	PAOZZ	5305-00-269-2800	MS90726-57	96906	38 SCREW, CAP, HEXAGON HEAD: S, CD PLTD, 3/8 24 UNF. 2A, 5/8 IN. LG	EA	4



AT22122

Figure 66. Blackout headlight and related parts.

(1) Illustration		(2)	(3)	(4)	(5)	(6)	(7)	(8)
a. Fig. No.	b. Item	SMR code	National stock No.	Part No.	FSCM	Description Usable On Code	U	Qty. inc. in unit
						0609 SIDE MARKER LIGHT		
67		PAOZZ	6220-00-577-3434	MS35423-1	96906	LIGHT, MARKER:	EA	2
07	2	PAOZZ	6220-00-299-7426	MS35421-2	96906	LENS: RED	EA	1
67	2	PAOZZ	6220-00-299-7425	MS35421-1	96906	LENS: AMBER	EA	1
67	3	PAOZZ	6240-00-019-0877	MS15570-1251	96906	LAMP, INCANDESCENT: G-6 BULBS, 3 CP	EA	1
67	4	XBOZZ		11656242	19207	BRACKET:	EA	1
67		PAOZZ	5305-00-068-0505	MS90726-5	96906	SCREW, CAP, HEXAGON HEAD: S, CD PLTD, UNF-2A. 5/8 IN. LG.	EA	8
67	6	MOOZZ		11677498	19207	CABLE ASSEMBLY: JUMPER FABRICATE FROM 2 TERMINALS, NSN 5940-00-399-6676, 2 INSULATOR BUSHINGS, NSN 5970-00-833-8562, 2 SHELL ELECTRICAL CONNECTORS, NSN 5935-00-833-8561, 2 BAND MARKERS, NSN 9905-00-752-4649 AND 6 IN. WIRE, ELECTRICAL, NSN 6145-00-152-6499 (SEE GROUP 9501).	EA	1
67	7	PAOZZ	5310-00-934-9751	MS35650-302	96906	NUT, PLAIN, HEXAGON: S. CD PLTD, 10-32 UNF-2B	EA	4
67	8	PAOZZ	5310-00-889-2528	MS45904-68	96906	WASHER, LOCK: S, CD PLTD. IN.	EA	8
67	9	PAOZZ	5310-00-959-7600	MS51922-5	96906	NUT, PLAIN, HEXAGON: S, CD PLTD, 10-28 UNF-2B	EA	8
67	10	PAOZZ	5205-00-989-7435	MS35207-264	96906	SCREW, MACHINE: S. CD PLTD, 10-32 UNF-2A 5/8 IN. LG.	EA	4

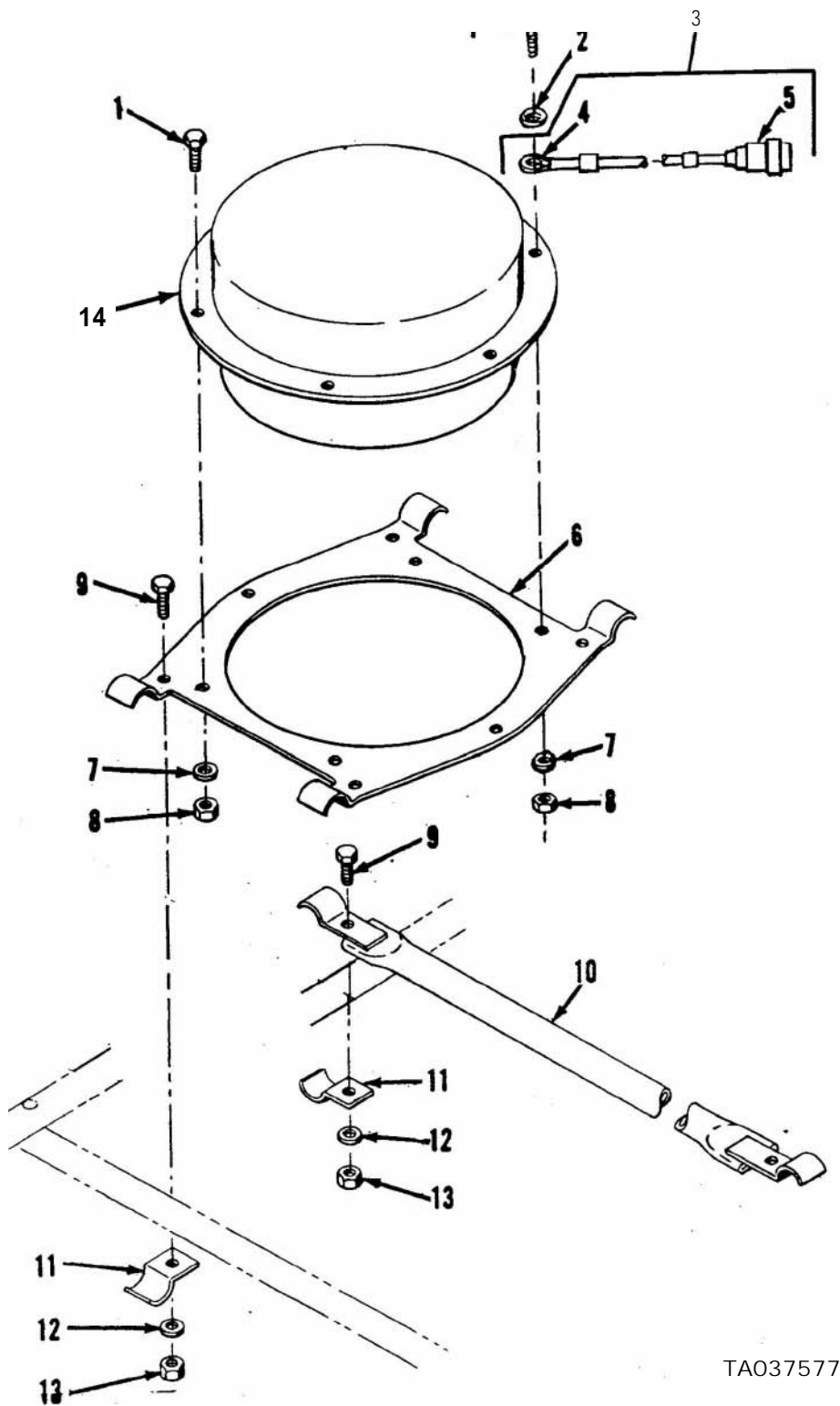


TA037576

Figure 67. Side marker lights.

(1) Illustration		(2)	(3)	(4)	(5)	(6)	(7)	(8)	
a Fig. No.	(b) Item No.	SMR code	National stock No.	Part No.	FSCM	Description Usable On Code	U / M	Qty Inc. in unit	
						0609 CARRIER SURGICAL LAMP AND RELATED PARTS			
68	1	PAOZZ	5305-00-989-7435	MS35207-264	96906	SCREW, MACHINE: S, CD PLTD, 10-32 UNF-2A, 5/8 IN. LG.	BC	EA	6
68	2	PAOZZ	5310-00-080-9786	MS45904-60	96906	WASHER, LOCK: S, CD PLTD, NO. 10	BC	EA	1
68	3	PAOZZ	2590-00-194-2516	11660063	19207	LEAD, ELECTRICAL:	BC	EA	1
68	4	PAOZZ	5940-00-143-4780	MS25036-108	96906	TERMINAL, LUG: COPPER, 16-14, #10 STUD	BC	EA	1
68	5	PAOZZ	5935-00-629-9241	7760598	19207	CONNECTOR, MALE: CABLE ASSEMBLY	BC	EA	1
68	6	XBOZZ		11595730	19207	PLATE:	BC	EA	1
68	7	PAOZZ	5310-00-809-8546	MS27183 E	96906	WASHER, FLAT: S, CD PLTD, 0.219 IN. ID, 0.438 IN. OD 0.049 IN. THK	BC	EA	6
68	8	PAOZZ	5310.00-877-5797	MS21044N3	96906	NUT, SELF-LOCKING, HEXAGON: S, CD PLTD, 10-32 UNF-2B	BC	EA	6
68	9	PAOZZ	5305-00-068-0507	MS90726-7	96906	SCREW, CAP, HEXAGON HEAD: S, CD PLTD, 1/4-28 UNF-2A, 7/8 IN. LG.	BC	EA	6
68	10	XBOZZ		11595731	19207	SUPPORT: LAMP ASSEMBLY	BC	EA	1
68	11	XBOZZ		11595729	19207	CLAMP: LAMP SUPPORT TO CARRIER BOWS 12), LAMP ASSEMBLY TO SUPPORT AND BOWS (4)	BC	EA	6
68	12	PAOZZ	5310-00-809-4058	MS27183-10	96906	WASHER, FLAT: S, CD PLTD, 0.281 ID, 0.625 Odt 0.065 THK	BC	EA	6
68	13	PAOZZ	5310-00-877-5796	MS21044N4	96906	NUT, SELF-LOCKING, HEXAGON: S, CD PLTD, 1/4-28 UNF-3B	BC	EA	6
68	14	PAOZZ	6220-00-983-6920	7351549	19207	LIGHT, SURGICAL:	BC	EA	1

TM 9-2320-242-34P



TA037577

Figure 68. Carrier surgical lamp and related parts.

(1) Illustration		(2)	(3)	(4)	(5)	(6)	(7)	(8)
a) Fig. No.	(b) Item No.	SMR code	National stock No.	Part No.	FSCM	Description Usable On Code	U M	Qty inc. in unit
69	1	PAOZZ	6240-00-295-2421	7416879	19207	0609 CARRIER SURGICAL LAMP ASSEMBLY		
69	2	PAOZZ	6220-00-368-4940	7353816	19207	LAMP, INCANDESCENT: BC	EA	1
69	3	PAOZZ	5940-00-705-6701	7056701	19207	LENS: BC	EA	1
69	4	PAOZZ	5930-00-738-9128	7389128	19207	TERMINAL, LUG: BC	EA	1
69	5	PAOZZ	5935-00-776-0599	7760599	19207	SWITCH, TOGGLE: BC	EA	1
						CONNECTOR, PLUG, ELECTRICAL BC	EA	1

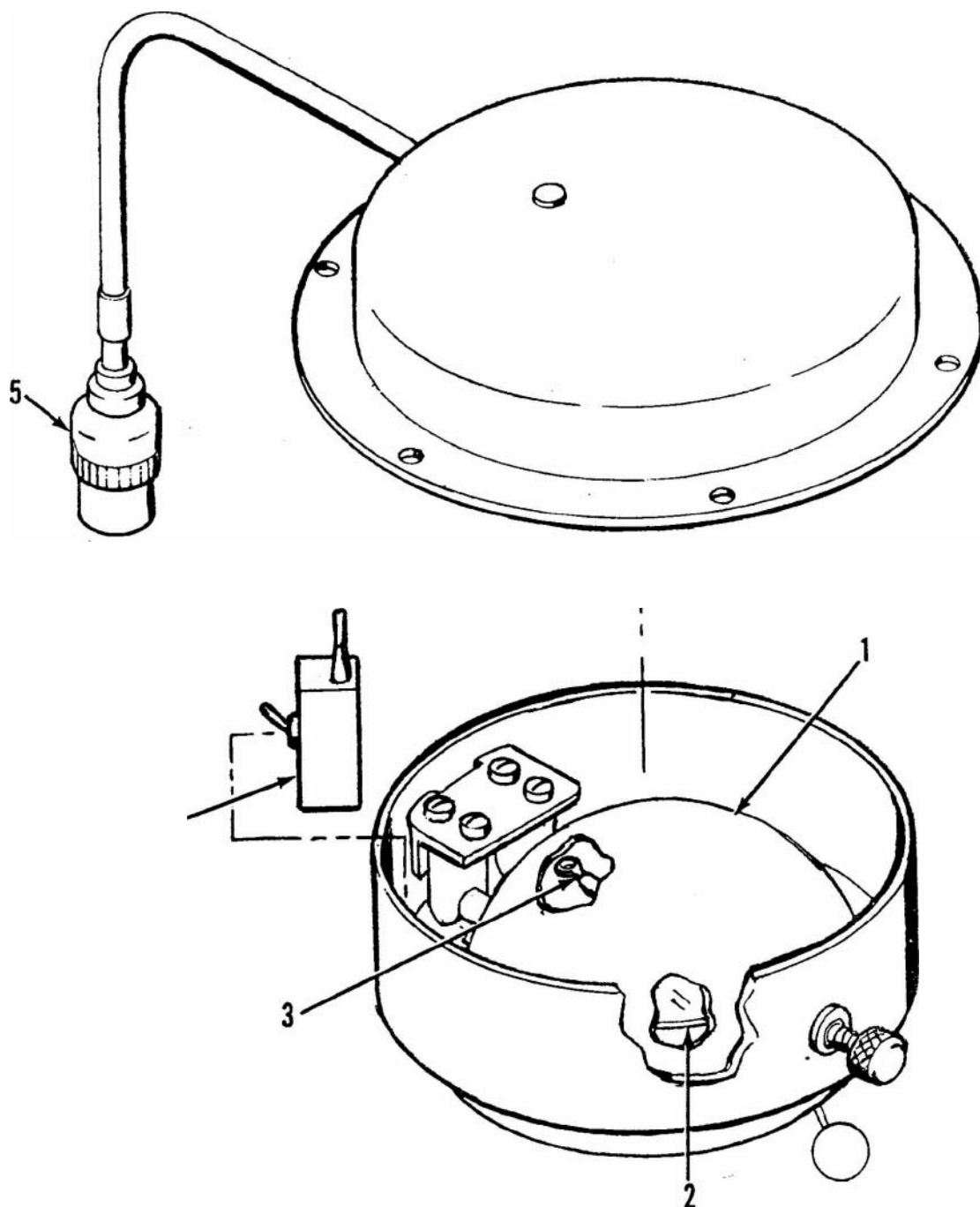


Figure 69. Carrier surgical lamp assembly.

(1) Illustration		(2)	(3)	(4)	(5)	(6)	(7)	(8)
(a) Fig. No.	(b) Item No.	SMR code	National stock No.	Part No.	FSCM	Description Usable On Code	U M	Qty inc. in unit
70	1	PAOZZ	6685.00-814-5271	MS24537-1	96906	0610 SENDING UNITS AND WARNING SWITCHES TRANSMITTER ASSEMBLY AND RELATED PARTS TRANSMITTER, TEMPERATURE, ELECTRICAL RESISTANCE: 24 VOLT, DC	EA	1
70	2	PAOZZ	5310-00-934-9751	MS35650-302	96906	NUT, PLAIN, HEXAGON: S, CD, PLTD, 10.32 UNF-2B	EA	1
70	3	PAOZZ	5310-00.045-3296	MS35338-43	96906	WASHER, LOCK: S, CD PLTD, #10	EA	1
70	4	PAOZZ	5305-00-993-1851	MS35207 267	96906	SCREW, MACHINE: S, CD PLTD, 10-32 UNF-2A. 1 IN. LG	EA	1
70	5	PAOZZ	5340-00-949-9132	MS21333-83	96906	CLAMP, LOOP: S, CUSHIONBD, 1% IN. ID	EA	1
70	6	PAOZZ	6620.00-993-5546	MS24539-1	96906	TRANSMITTER, PRESSURE: 24 VOLT, DC, 120 PSI	EA	1
70	7	PAOZZ	5930.00-755-0761	MS75063-1	96906	SWITCH, PRESSURE: 24 VOLT, WATERPROOF	EA	1

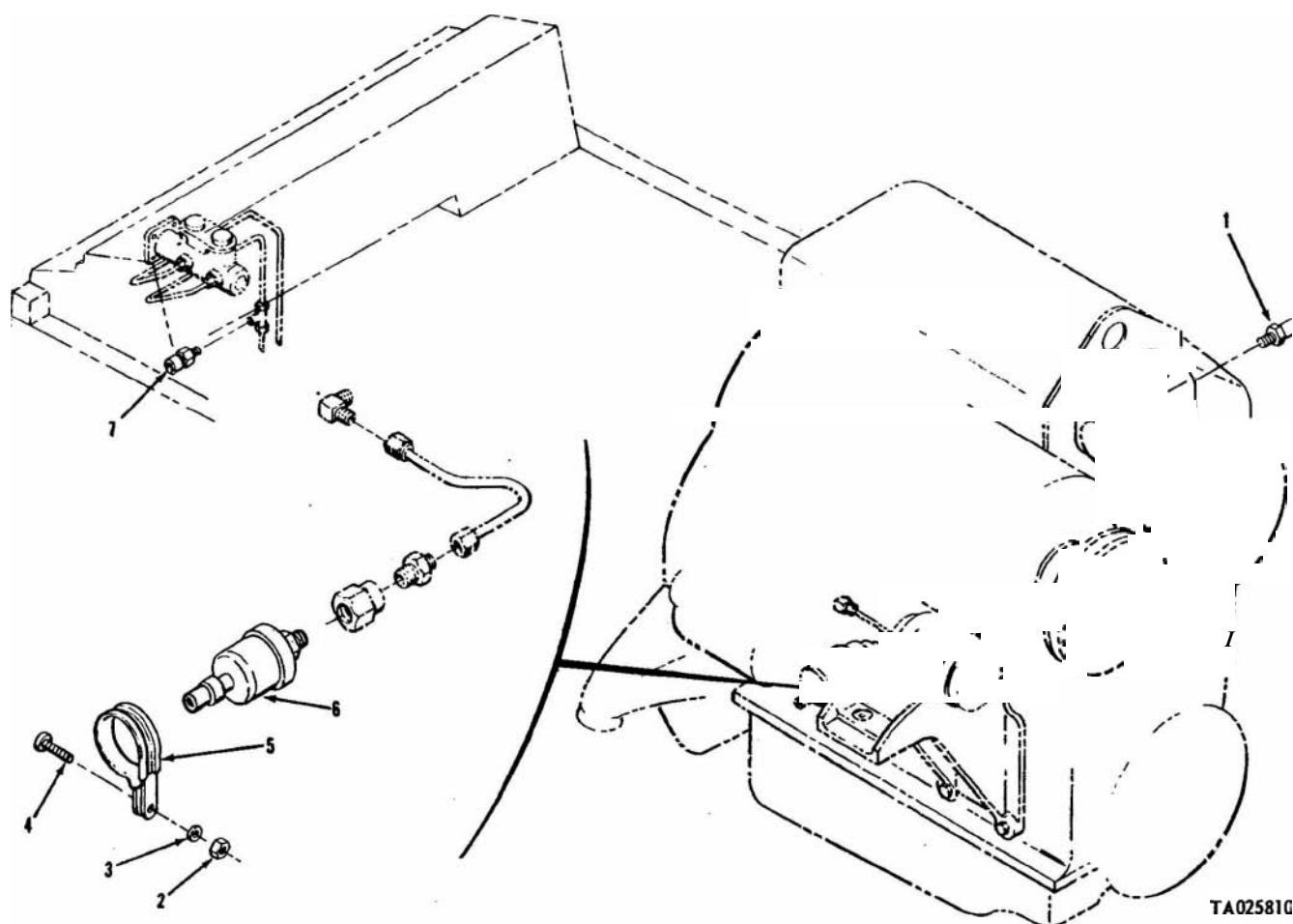
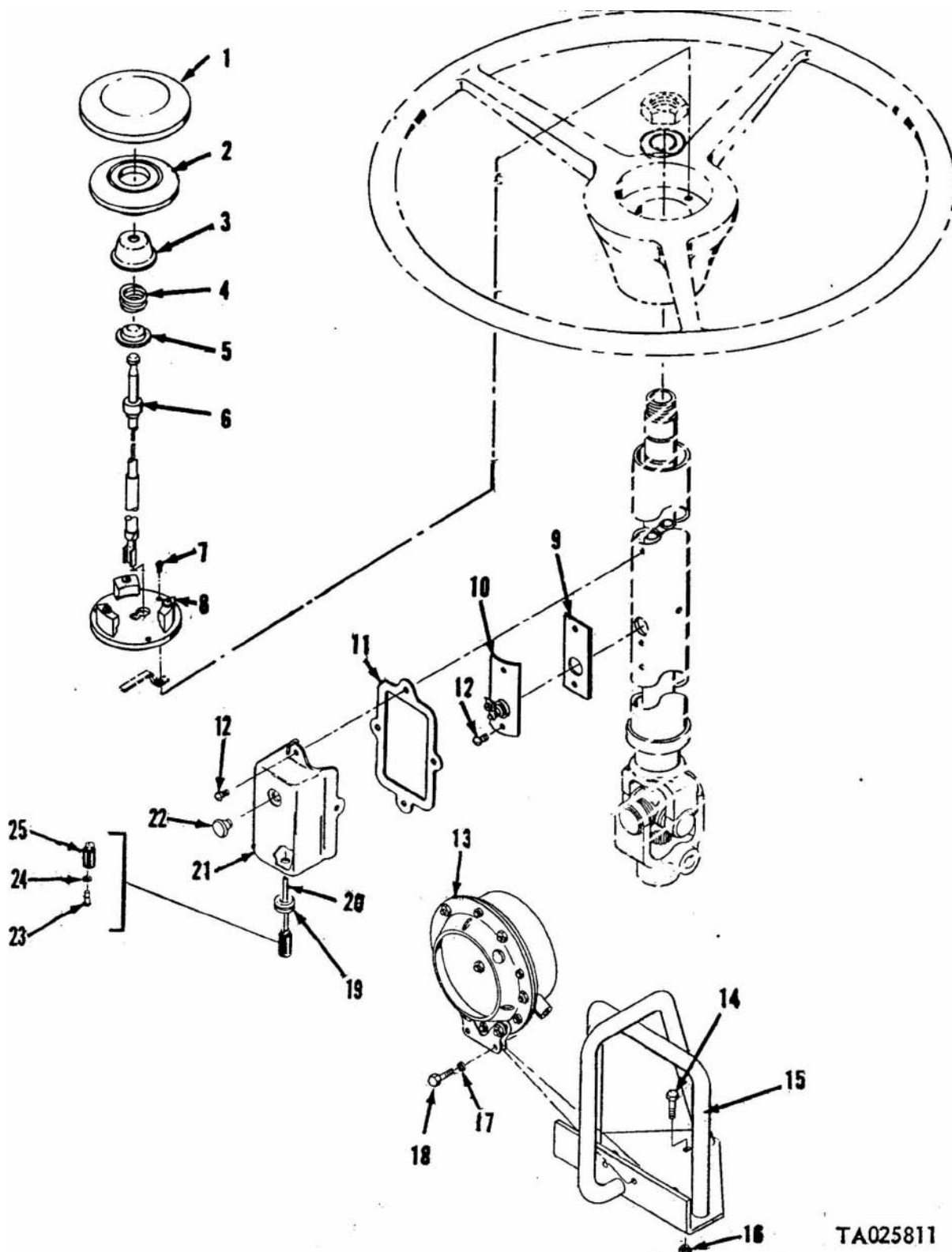


Figure 70. Transmitter assembly and related parts.

(1) Illustration		(2)	(3)	(4)	(5)	(6)	(7)	(8)
(a) Fig. No.	(b) Item No.	SMR code	National stock No.	Part No.	FSCM	Description Usable On Code	U M	Qty inc in unit
						0611 HORN AND RELATED PARTS		
7i	1	PAOZZ	2590-00-612-2181	7351271	19207	COVER. HORN BUTTON. PART OF KIT 5702506	EA	1
7i	2	KFOZZ		6184126	19207	BUTTON. HORN, CONTACT, PART OF KIT 5702506	EA	1
7i	3	PAOZZ	2590-00-215-4042	5214327	19207	CONTACT, ELECTRICAL:	EA	1
7i	4	KFOZZ		5214326	81240	SPRING. HELICAL. COMPRESSION: PART OF KIT 5702506	EA	1
7i	5	PAOZZ	5999-00-374-0826	5214325	19207	CONTACT, ELECTRICAL: CABLE, PART OF KIT 5702506	EA	1
7i	6	PAOZZ	2590-00-045-8418	11601411	19207	LEAD, ELECTRICAL:	EA	1
7i	7	PAOZZ	5305-00-068-0523	MS24621-42	96906	SCREW, TAPPING: S, CD PLTD, #8. 1 1/2 IN. LG	EA	3
7i	8	PAOZZ	2590-00-737-3216	454895	77640	PLATE, BASE: HORN BUTTON, PART OF KIT 5702506	EA	1
7i	9	PAOZZ	2590-00-525-1352	8728234	19207	PAD. CUSHIONING:	EA	1
7i	10	PAOZZ	5977-00-578-6495	8728164	19207	BRUSH, ELECTRICAL CONTACT:	EA	1
7i	11	PAOZZ	5330-00-735-1272	7351272	19207	GASKET: COVER, CONTACT BRUSH, PART OF KIT 5702506	EA	1
7i	12	PAOZZ	5305-00-042-0460	420460	21450	SCREW, ASSEMBLED WASHER:	EA	6
7i	13	PAOZZ	2590-00-678-6140	MS51074 1	96906	HORN, ELECTRICAL: 24 VOLT, DC	EA	1
7i	14	PAOZZ	5306-00-225-9086	MS90726 31	96906	SCREW, CAP, HEXAGON HEAD: S. CD PLTD, 5/16-24 UNF. 2A, 5/8 IN. LG	EA	2
7i	15	PAOZZ	2590-00-689-3386	11660172	19207	BRACKET ASSEMBLY: MOUNTING	EA	1
7i	16	PAOZZ	5310-00-982-4912	MS21045-5	96906	NUT, SELF-LOCKING: S, CD PLTD, 5/16-24 UNF-3B	EA	2
7i	17	PAOZZ	5310-00-550-1130	MS35333-40	96906	WASHER, LOCK: S. CD PLTD, 1 IN.	EA	2
7i	18	PAOZZ	5305-00-068-0506	MS90726-6	96906	SCREW, CAP, HEXAGON HEAD: 1/4-28 UNF-2A, 3/4 IN. LG	EA	2
7i	19	PAOZZ	5325-00-263-6632	MS35489-6	96906	GROMMET, RUBBER: 1/4 IN. ID, 5/8 IN. OD, 3/16 IN. THK	EA	1
7i	20	PAOZZ	2590-00-432-7238	11660198	19207	LEAD, ELECTRICAL: HORN SWITCH	EA	1
7i	21	XBOZZ		11602050	19207	COVER:	EA	1
7i	22	PAOZZ	5340-00-753-9201	7539201	19207	BUMPER:	EA	1
7i	23	PAOZZ	5999-00-057-2929	MS27148-2	96906	CONTACT, ELECTRICAL: HORN SWITCH	EA	1
7i	24	PAOZZ	5310-00-833-8567	8338567	19207	WASHER, SLOTTED: HORN SWITCH	EA	1
7i	25	PAOZZ	5935-00-572-9180	8338566	19207	SHELL, ELECTRICAL CONNECTOR:	EA	1
7i	—	PAOZZ	2590-00-606-8504	5702506	19207	PARTS KIT: HORN BUTTON	EA	1
7i	1					COVER:	EA	1
7i	2					BUTTON:	EA	1
7i	4					SPRING, HELICAL, COMPRESSION:	EA	1
7i	5					CONTACT, ELECTRICAL: CABLE	EA	1
7i	8					PLATE, BASE:	EA	1
7i	11					GASKET:	EA	1

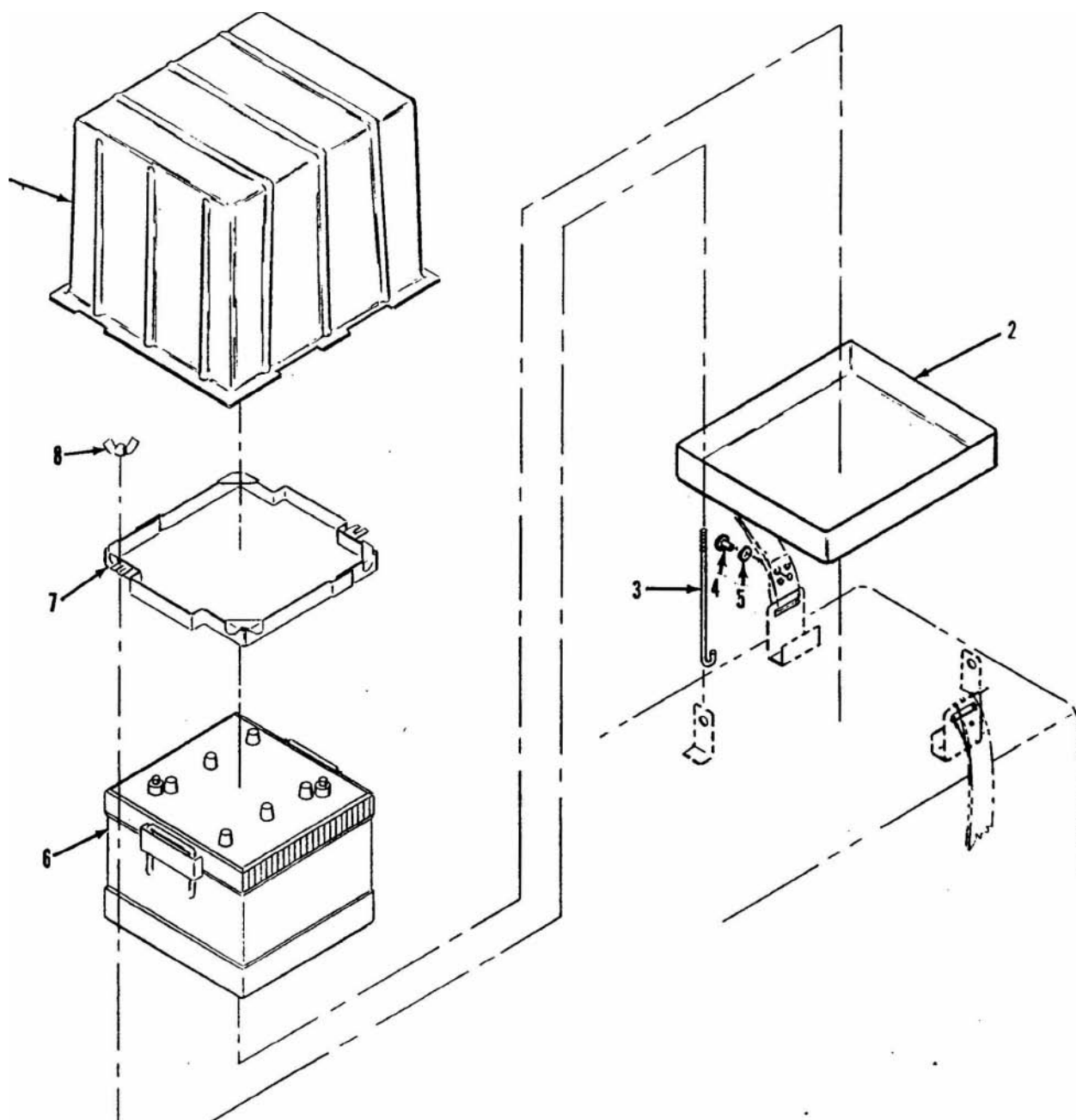
9-2320-2-2-34P



TA025811

Figure 71. Horn and related parts.

(1) Illustration		(2)	(3)	(4)	(5)	(6)	(7)	(8)
(a) Fig No.	(b) Item No.	SMR code	National ^{stoc} No.	Part No.	FSCM	Description Usable On Code	U M	Qty. Inc. in unit
						0612 BATTERIES, STORAGE, BATTERY BOXES AND RELATED PARTS		
72	1	PAOZZ	6140-00-125-8780	11594783	19207	COVER:	EA	2
72	2	PAOZZ	6140-00-159-0019	11594784	19207	BATTERY BOX:	EA	2
72	3	PAOZZ	5306-00-328-8866	8725769	19207	BOLT, HOOK:	EA	4
72	4	PAFZZ	5320-00-781-9498	MS16535-219	96906	RIVET, TUBULAR: S, CD PLTD , 0.146 IN. OD, 0.375 IN. LG	EA	4
72	5	PAFZZ	5310-00-983-8483	MS27183-5	96906	WASHER, FLAT: S, CD PLTD, 0.156 IN. ID, 0.312 IN. OD, 0.035 IN. THK	EA	8
72	6	PAOZZ	6140-00-057-2554	MS35000-3	96906	BATTERY, STORAGE: 12 VOLT, 100 AMPS	EA	2
72	7	PAOZZ	2590-00-880-3800	11595276	19207	RETAINER:	EA	2
72	8	PAOZZ	5310-00-080-8495	MS35425-39	96906	NUT. PLAIN, WING: S, CD PLTD, 1/2-20 UNC-2B	EA	4

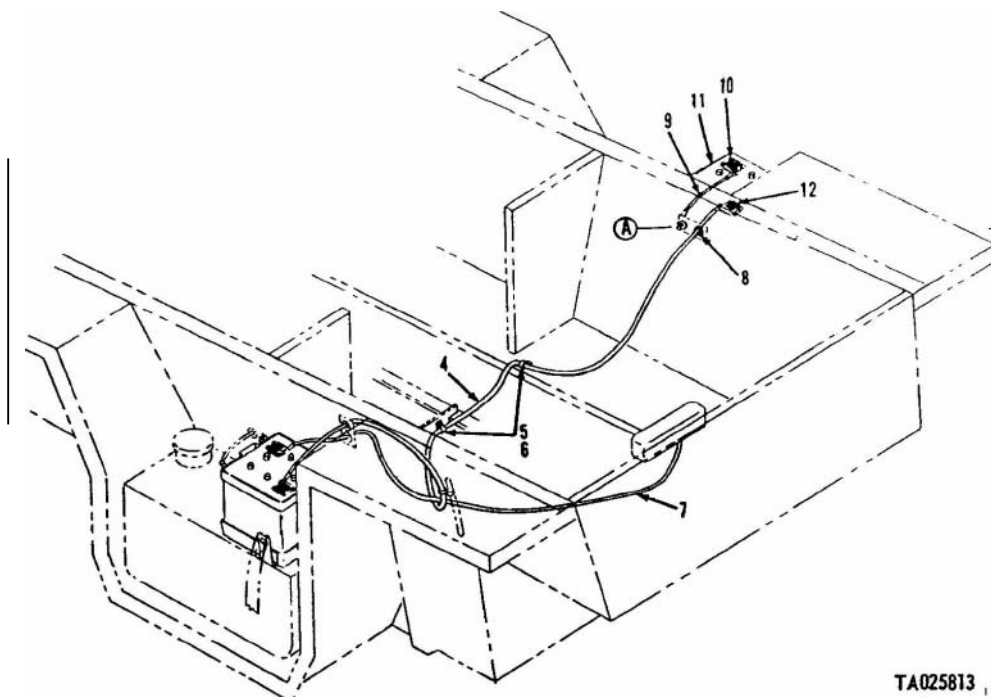


TA025812

Figure 72. Batteries, storage, battery boxes and related parts.

(1) Illustration		(2)	(3)	(4)	(5)	(6)	(7)	(8)
(a) Fig. No.	(b) Rem No.	SMR code	National stock No.	Part No.	FSCM	Description Usable On Code	U M	Qty. inc 2mil
73	1	PAOZZ	5310-00-732-0558	MS51967-8	96906	0612 BATTERY CABLES AND RELATED PARTS	EA	1
73	2	PAOZZ	5310-00-627-6128	MS35335-35	96906	NUT, PLAIN, HEXAGON: S, CD PLTD, 3/8-16 UNC-2H	EA	
73	3	PAOZZ	5305-00-269-3211	MS90725-60	96906	WASHER, LOCK: S, CD PLTD, 3/8 IN.	EA	
73	4	MOOZZ		11594964	19207	SCREW, CAP, HEXAGON HEAD: S, CD PLTD, 3/8-16 UNC-2A, 1 IN. LG	EA	
73	5	PAOZZ	5340-00-088-1254	MS21333-104	96906	LEAD, ELECTRICAL: FABRICATE FROM 2 TERMINAL LUB NSN 5940-00-705-6732 AND 118 IN. WIRE NSN 6145-00-254-6094 (SEE GROUP 9501)	EA	
73	6	PAOZZ	5305-00-068-0506	MS90726-6	96906	CLAMP, LOOP: S, CUSHIONED, 5/8 IN. ID	EA	
73	7	MOOZZ		11595298	19207	SCREW, CAP, HEXAGON HEAD: S, CD PLTD, 1/4-28 UNF. 2A, 3/4 IN. LG	EA	
73	8	PAOZZ	5325-00-682-1839	MS35490-42	96906	LEAD, ELECTRICAL: FABRICATE FROM 1 TERMINAL LUG NSN 5940-00-705-6732 AND 54 IN. WIRE, ELECTRIC: NSN 6145-00-254-6094 (SEE GROUP 9501)	EA	
73	9	MOOZZ		11594952	19207	GROMMET, RUBBER: 11/16 IN. ID. 1-5/16 IN. OD, 3/8 IN. THK	EA	
73	10	PAOZZ	5940-00549-6581	MS75004-1	96906	LEAD, ELECTRICAL: FABRICATE FROM 1 TERMINAL LUG NSN 5940-00-705-6732 AND 40 IN. WIRE, ELECTRIC: NSN 6145-00-705-6674 (SEE GROUP 9501)	EA	
73	11	PAOZZ	2920-00-738-6272	10942521	19207	TERMINAL, LUG: LEAD, POSITIVE, 0.687 IN. DIA, X 0.756 IN. DIA	EA	
73	12	PAOZZ	5940-00-549-6583	MS75004-2	96906	COVER: TERMINAL, LUG: LEAD, NEGATIVE, 0.625 IN. DIA, X 0.694 IN. DIA	EA	

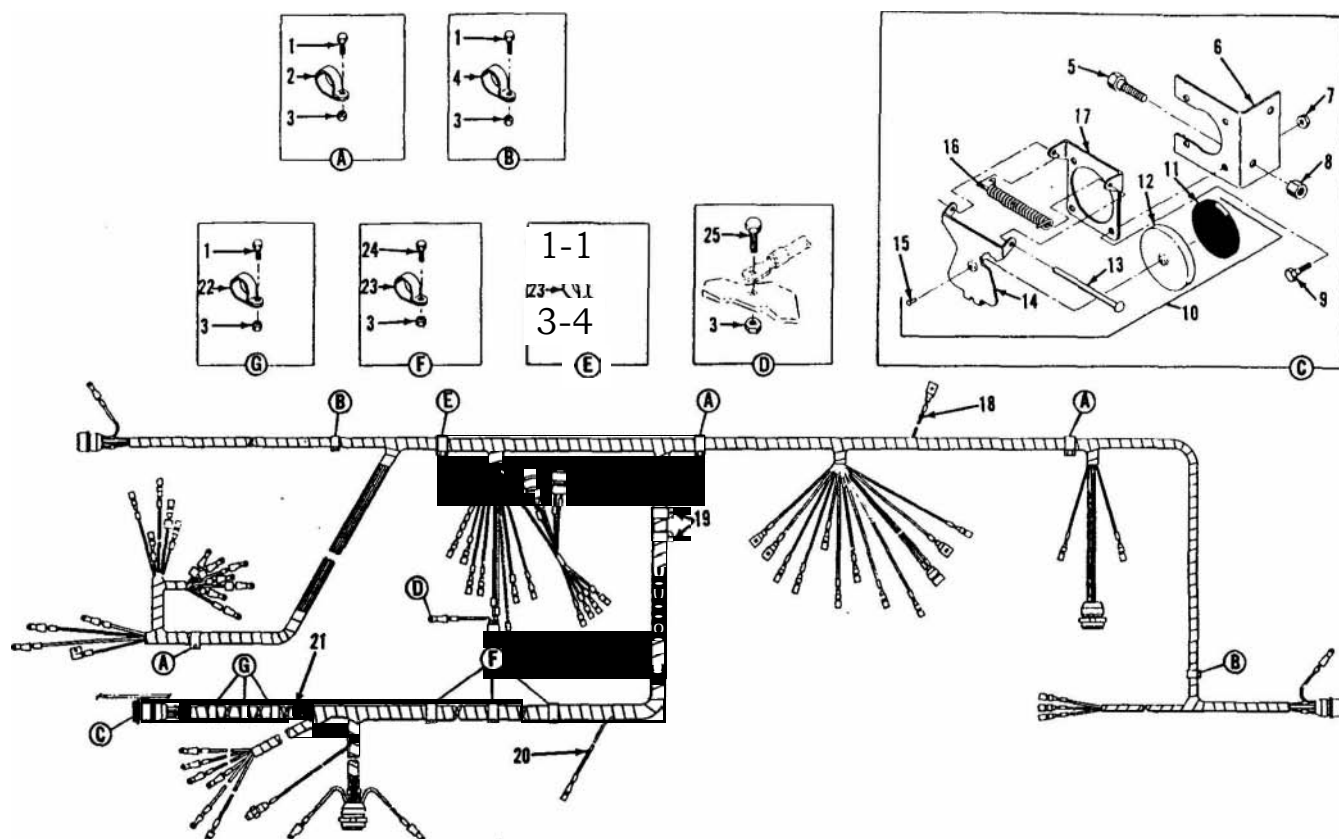
9-2320-242-34P



TA025813

Figure 73. Battery cables and related parts.

(1) Illustration		(2)	(3)	(4)	(5)	(6)	(7)	(8)
(a) Fig. No.	(b) Item No.	SMR code	National stock No.	Part No.	FSCM	Description Usable On Code	U . M	Qty. inc. in unit
						0613 CHASSIS WIRING TRACTOR HARNESS ASSEMBLY AND RELATED PARTS	EA	9
74	1	PAOZZ	5305-00-989-7435	MS35207-264	96906	SCREW, MACHINE: S, CD PLTD , 10.32 UNF-2A , 5/8 IN. LG	EA	2
74	2	PAOZZ	5340-00-922-6300	MS21333 77	96906	CLAMP, LOOP: S, CUSHIONED 1 IN. ID	EA	13
74	3	PAOZZ	5310-00-061-7326	MS21045-3	96906	NUT, SELF-LOCKING: S, CD PLTD, 10-32 UNF-3B	EA	2
74	4	PAOZZ	5340-00-057-2906	MS21333 73	96906	CLAMP, LOOP: S, CUSHIONED, 5/8 IN. ID	EA	2
74	5	PAOZZ	5305-00-269-2806	MS90726-63	96906	SCREW, CAP, HEXAGON HEAD: S, CD PLTD, 3/8-24 UNF-2A, 1-3/8 IN. LG		
74	6	PAOZZ	5340-00-808-8033	11594965	19207	BRACKET, ANGLE: RECEPTACLE	EA	1
74	7	PAOZZ	5310-00-061-7325	MS21045-4	96906	NUT, SELF-LOCKING: S, CD PLTD, 1/4 UNF-3B	EA	4
74	8	PAOZZ	5310-00-982-4908	MS21045 6	96906	NUT, SELF-LOCKING: S, CD PLTD, 3/8-24 UNF-3B	EA	2
74	9	PAOZZ	5305-00-068-0506	MS90726-6	96906	SCREW, CAP, HEXAGON HEAD: S, CD PLTD, 1/4 UNF-2A, 1/4 IN. LG	EA	4
74	10	PAOZZ	5935-00-773-1428	7731428	19207	COVER, ELECTRICAL, RECEPTACLE	EA	1
74	11	PAOZZ	5340-00-176-0457	8701263	19207	DISC, SOLID, PLAIN:	EA	1
74	12	XAOZZ		8701269	19207	COVER:	EA	1
74	13	XAOZZ		8701264	19207	RIVET:	EA	1
74	14	XAOZZ		8701266	19207	HANDLE:	EA	1
74	15	XAOZZ		7765204	19207	RIVET:	EA	1
74	16	XAOZZ		8701265	19207	SPRING:	EA	1
74	17	XAOZZ		8701267	19207	BRACKET:	EA	1
74	18	PAOZZ	5325-00-959-2089	MS35490 17	96906	GROMMET, RUBBER: 5/8 IN. ID, 1-1/8 IN. OD, 5/16 IN. THK	EA	1
74	19	PAOZZ	5340-00-702-2848	MS21333-128	96906	CLAMP, LOOP: S, CUSHIONED, 1 IN. ID	EA	2
74	20	PAOZZ	5325-00-543-2902	MS35489 134	96906	GROMMET, RUBBER: 3/16 IN. ID, 1 1/4 IN. OD, 3/16 IN. THK	EA	1
74	21	PAOZZ	5325-00-276-6343	MS35489-23	96906	GROMMET, RUBBER: 1 IN. ID, 1 1/4 IN. OD, 7/16 IN. THK	EA	1
74	22	PAOZZ	5340-00-050-2740	MS21333-75	96906	CLAMP, LOOP: S, CUSHIONED, 1/4 IN. ID	EA	3
74	23	PAOZZ	5340-00-958-8457	MS21333-78	96906	CLAMP, LOOP: S, CUSHIONED, 1 1/8 IN. ID	EA	5
74	24	PAOZZ	5305-00-993-1848	MS35207-265	96906	SCREW, MACHINE: S, CD PLTD , 10-32 UNF-2A 1/4 IN. LG	EA	3
74	25	PAOZZ	5305-00-989-7434	MS35224-63	96906	SCREW, MACHINE: S, CD PLTD, 10-32 UNF-2A, 1/4 IN LG	EA	1



AT22130

Figure 74. Tractor harness and related parts.

(1) Illustration		(2)	(3)	(4)	(5)	(6)	(7)	(8)
(a) Fig. No.	(b) Item No.	SMR code	National Stock No.	Part No.	FSCM	Description Usable On Code	U M	Qty inc. in unit
75	1	PAOZZ	5310-00-889-2549	MS21045-08	96906	0613 TRACTOR HARNESS ASSEMBLY NUT, SELF-LOCKING, HEXAGON: S. CD PLTD, 8-32 UNC-3B	EA	8
75	2	PAOZZ	5330-00-641-4336	7388352	19207	GASKET: RECEPTACLES, LEFT, RIGHT FRONT FENDER	EA	2
75	3	PAOZZ	5305-00-984-6194	MS35206-246	96906	SCREW, MACHINE: S, CD PLTD, 8-32 UNC-2A , 5/8 IN. LG	EA	8
75	4	PAOZZ	2590-00-880-3894	11594968	19207	WIRING HARNESS, BRANCHED:	EA	1
75	5	PAOZZ	5935-00-772-2354	7722354	19207	CONNECTOR, RECEPTACLE, ELECTRICAL: FRONT FENDER, LEFT, RIGHT	EA	2
75	6	PAOZZ	5365-00-772-2322	7722322	19207	BUSHING, RUBBER: FRONT FENDER, LEFT, RIGHT	EA	2
75	7	PAOZZ	5935-00-333-9414	7723308	19207	NUT, BUSHING RETAINER: FRONT FENDER, LEFT, RIGHT	EA	2
75	8	PAOZZ	5940-00-399-6676	8338564	19207	TERMINAL ASSEMBLY: HORN BUTTON SWITCH (11, HEADLIGHT DIMMER SWITCH (3), FUEL QUANTITY SENDING UNIT (1), BATTERY GENERATOR INDICATOR (1), FUEL PUMP HEATER KIT (1), HORN AND WIPER CIRCUIT BREAKER (1), AUXILIARY POWER CIRCUIT BREAKER (1), ACCESSORY CIRCUIT BREAKER (1), INSTRUMENT CIRCUIT BREAKER (1), COLD START SWITCH (2), FUEL QUANTITY INDICATOR (2), ENGINE TEMPERATURE INDICATOR (2), STOPLIGHT SWITCH (2), ENGINE OIL PRESSURE INDICATOR (2), BILGE PUMP SWITCH (2), WINDSHIELD WIPER SWITCH (4)	EA	32
75	9	PAOZZ	5970-00-833-8562	8338562	19207	INSULATOR, BUSHING: WINDSHIELD WIPER SWITCHES (4), FUEL QUANTITY INDICATOR (2), COLD START SWITCH (2), ENGINE TEMPERATURE INDICATOR (2), STOPLIGHT SWITCH (2), ENGINE OIL PRESSURE INDICATOR (2), HEADLIGHT DIMMER SWITCH (2), HEADLIGHT DIMMER SWITCH (1), FUEL QUANTITY SENDING UNIT (1), BATTERY GENERATOR INDICATOR (1), HORN BUTTON SWITCH (1), FUEL PUMP HEATER SWITCH (1), BILGE PUMP CIRCUIT BREAKER (1), ACCESSORY CIRCUIT-BREAKER (1)	EA	24
75	10	PAOZZ	5935-00-833-8561	8338561	19207	SHELL, ELECTRICAL CONNECTOR: WINDSHIELD WIPER (4), HEADLIGHT DIMMER SWITCH (2), COLD START SWITCH (2), FUEL PUMP HEATER KIT (1), BILGE PUMP CIRCUIT BREAKER (1), INSTRUMENT CIRCUIT BREAKER (1), ACCESSORY CIRCUIT BREAKER (1), HORN BUTTON SWITCH (1), ENGINE OIL PRESSURE INDICATOR (1), ENGINE TEMPERATURE INDICATOR (1), FUEL QUANTITY SENDING UNIT (1), FUEL QUANTITY INDICATOR (1), BATTERY GENERATOR INDICATOR (1)	EA	18

TM 9-2320-242-34P

Fig. Item No.		(2) SMR code	National stock No.	(4) Part. No.	(5) FSCM	(6) Description Usable On Code	(7) C M	(8) Qty. inc. in unit
75	11	PAOZZ	5310-00-298-8903	8338570	19207	TRACTOR HARNESS ASSEMBLY—Continued WASHER. FLAT: STARTER SWITCH PUSH BUTTON (2), MASTER SWITCH (2). BILGE PUMP SWITCH 12), AUXILIARY POWER CIRCUIT BREAKER (1), HORN AND WIPER CIRCUIT BREAKER (1)	EA	8
75	12	PAOZZ	2530-00-695-9076	8338569	19207	SHELL, HEADLIGHT. CIRCUIT: AUXILIARY POWER CIRCUIT BREAKER (1), HORN AND WIPER CIRCUIT BREAKER W. STARTER SWITCH PUSH BUTTON (2), MASTER SWITCH (2), BILGE PUMP SWITCH 12)	EA	8
75	13	PAOZZ	5999-00-057-2929	MS27148-2	96906	CONTACT, ELECTRICAL CONNECTOR: NO 14 AWG	EA	4
	14	PAOZZ	5310-00-833-8567	8338567	19207	WASHER, SLOTTED: BLACKOUT HEADLIGHT W. HIGH LOW BEAM INDICATOR LIGHT (1), INSTRUMENT PANEL LIGHTS (2)	EA	4
75	15	PAOZZ	5935-00-572-9180	8338566	19207	SHELL. ELECTRICAL CONNECTOR: BLACKOUT HEADLIGHT 11), HI-LOW BEAM INDICATOR LIGHT (11, INSTRUMENT PANEL LIGHTS (2)	EA	4
	16	PAOZZ	5935-110-399-6673	7982401	19207	SHELL. ELECTRICAL, CONNECTOR: HEADLIGHT SELECTOR SWITCH (1), ENGINE TEMPERATURE INDICATOR (1), ENGINE OIL PRESSURE INDICATOR (1). FUEL QUANTITY INDICATOR (1)	EA	4
75	17	PAOZZ	5935-00-677-4444	7064586	19207	INSERT, PLUG, ELECTRICAL: STOP SWITCH	EA	
75	18	PAOZZ	5940-00-143-4780	MS25036-108	96906	TERMINAL, LUG: COPPER, TYPE II, CLASS I	EA	11
75	19	PAOZZ	5935-00-686-2599	8724258	19207	CONNECTOR, PLUG, ELECTRICAL: HEADLIGHT SWITCH	EA	1
75	20	PAOZZ	5975-00-771.6634	7716634	19207	NUT, COUPLING, ELECTRICAL: HEADLIGHT SWITCH	EA	1
75	21	PAOZZ	5365-00-090.5426	6397	78640	BUSHING, RUBBER: CARRIER HARNESS (1), HEADLIGHT SWITCH (1)	EA	2
75	22	PAOZZ	5935-00-772.3309	5291607	24617	NUT, BUSHING, RETAINER: HEADLIGHT SWITCH (1), CARRIER HARNESS (2)	EA	3
75	23	PAOZZ	5935-00.686.4007	8724406	19207	CONNECTOR, PLUG, ELECTRICAL: ENGINE HARNESS	EA	
75	24	PAOZZ	5975-00.800.7477	7971728	19207	NUT, COUPLING, ELECTRICAL: ENGINE HARNESS	EA	
75	25	PAOZZ	5325-00-185-0951	10949094	19207	GROMMET, RUBBER: ENGINE HARNESS	EA	
75	26	PAOZZ	9390-00-414.7139	8724764	19207	NONMETALLIC ROD: ENGINE HARNESS	EA	
75	27	PAOZZ	5935.00-729-8217	7388355	19207	NUT, BUSHING RETAINER: ENGINE HARNESS	E	
75	28	PAOZZ	5935-00-686.2610	8724199	19207	CONNECTOR, PLUG, ELECTRICAL: BILGE PUMP	EA	
75	29	PAOZZ	5975-00-697-6991	7527643	19207	NUT, COUPLING, ELECTRICAL: BILGE PUMP	EA	
75	30	PAOZZ	5365-00.772.2343	7722343	19207	BUSHING, RUBBER: BILGE PUMP	EA	
75	31	PAOZZ	5935-00.333-3088	7723306	19207	NUT, BUSHING RETAINER: BILGE PUMP	EA	
75	32	PAOZZ	5935-00-214.0904	7982907	19207	DUMMY CONNECTOR. PLUG: ARCTIC KIT FUEL PUMP	EA	
75	33	PAOZZ	5935-00-846-3884	MS75021-25	96906	CONNECTOR, RECEPTACLE, ELECTRICAL: 12 CONTACT, 24 VOLT, WATERPROOF	EA	
75	34	PAOZZ	5940-00-115-5006	MS25036-133	96906	TERMINAL LUG: COPPER, #0 TERMINAL, 0.400 IN. ID, 2.401 IN. LG	EA	

(1) Illustration		(2)	(3)	(4)	(5)	(6)	(7)	(8)
(a) Fig. No.	(b) Item No.	SMR code	National stock No.	Part No.	FSCM	Description Usable Or Code	U M	Qt, inc unit
75	35	PAOZZ	5940-00-114-1325	MS25036-132	96906	TRACTOR HARNESS ASSEMBLY—Continued TERMINAL LUG: COPPER, #0 TERMINAL, 0.275 IN. ID, 2.401 IN. LG	EA	1
75	36	PAOZZ	5940-00-143-4777	MS25036-157	96906	TERMINAL LUG: COPPER, #12-10 TERMINAL, 0.275 IN. ID, 1.322 IN. LG	EA	4
75	37	PAOZZ	5940-00-114-1316	MS20659-130	96906	TERMINAL LUG: COPPER	EA	1
75	38	PAOZZ	5940-00-143-4794	MS25036-112	96906	TERMINAL LUG: COPPER, #12-10 TERMINAL, 0.203 IN. ID, 1.120 IN. LG	EA	3
75	39	PAOZZ	6210-00-686-4999	MS25331-2-313	96906	LIGHT ASSEMBLY: W/DIMMER , 28 VOLTS	EA	1
75	40	PAOZZ	5935-00-813-4716	MS3106R10SL3SC	96906	CONNECTOR, PLUG, ELECTRICAL: 5/8-24 THD	EA	2
75	41	PAOZZ	5940-00-557-4344	MS25036-120	96906	TERMINAL LUG: COPPER, #6 TERMINAL, 0.275 IN. ID, 1.559 IN. LG.	EA	1

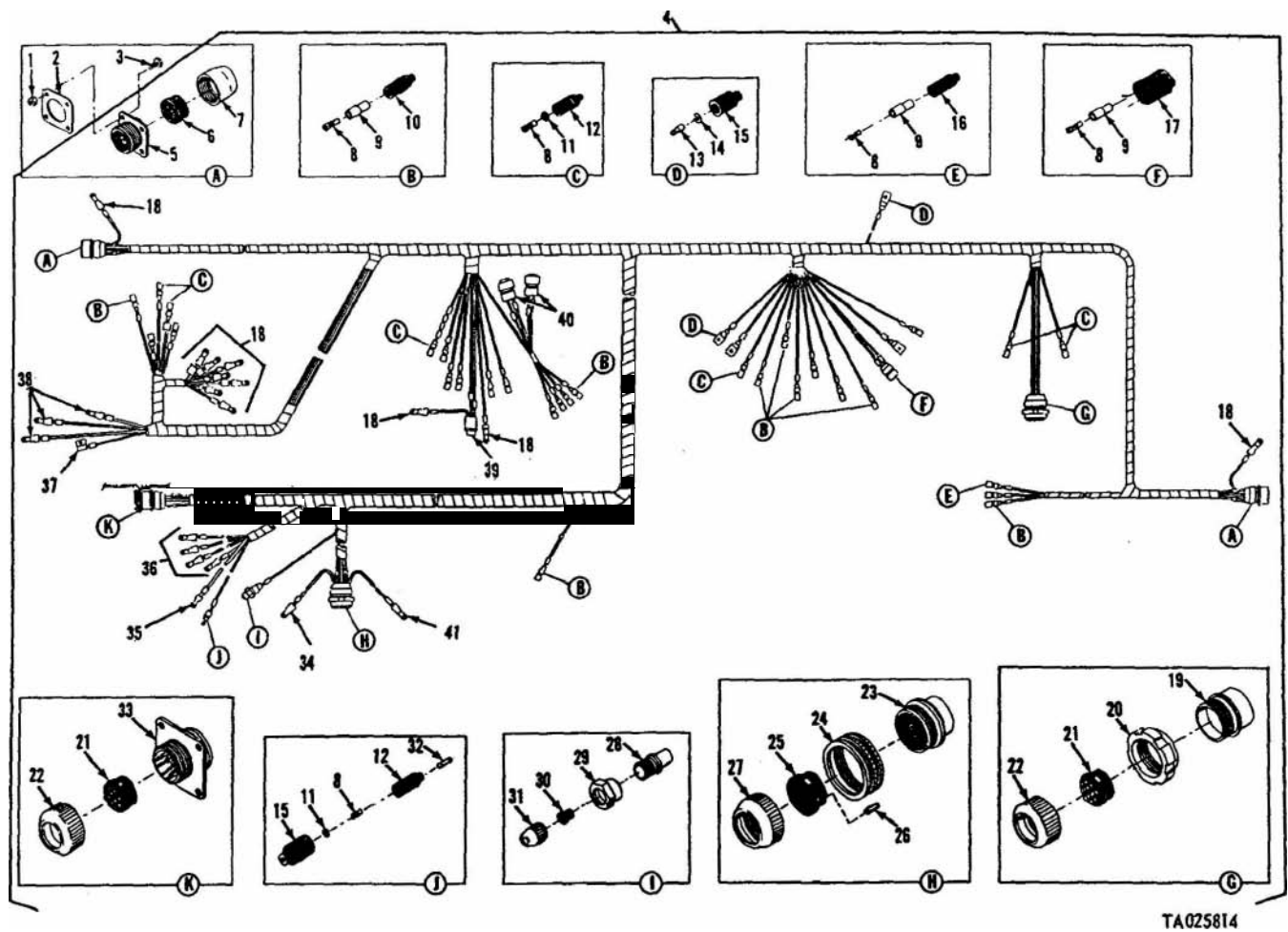
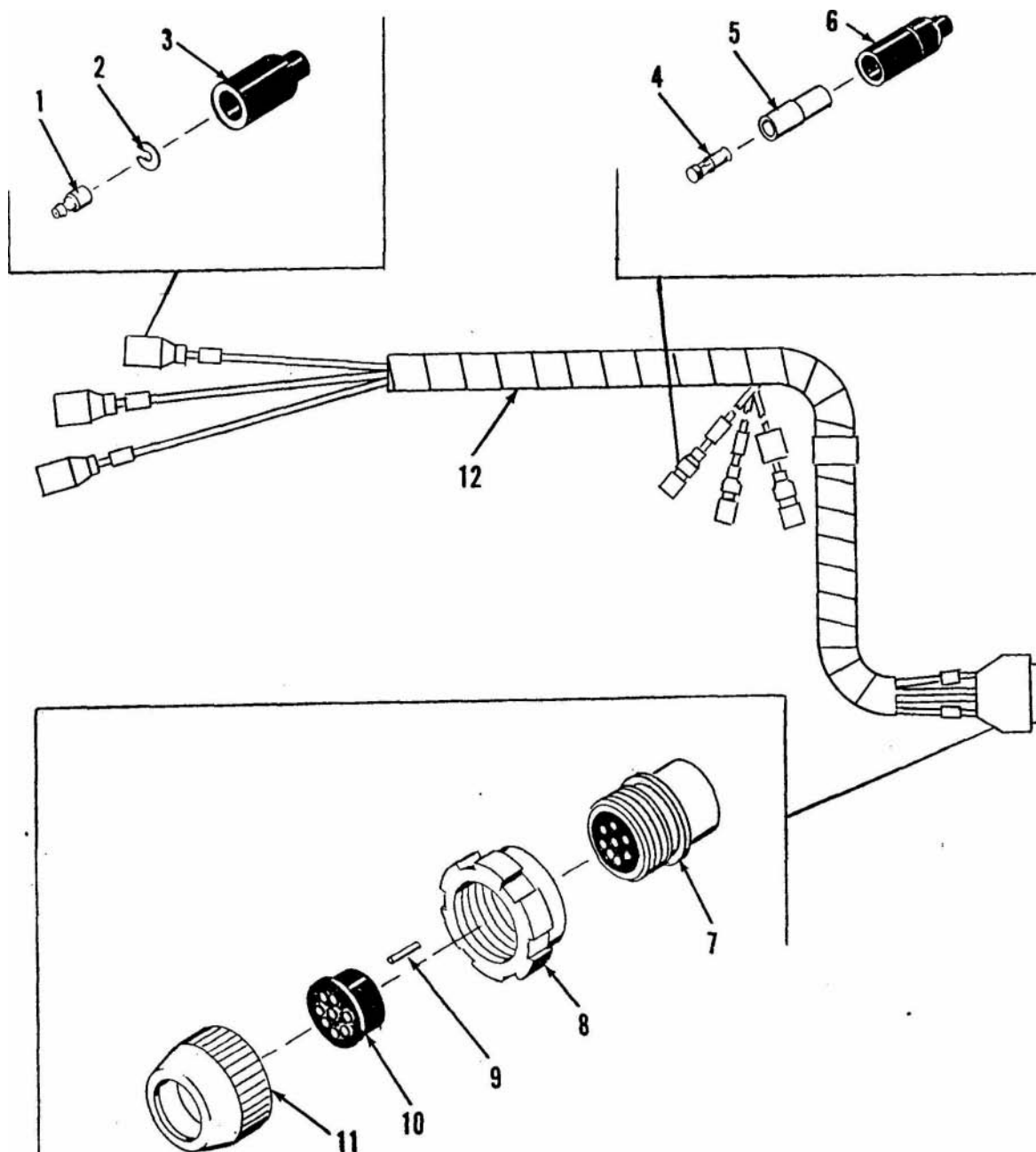


Figure 75. Tractor harness assembly.

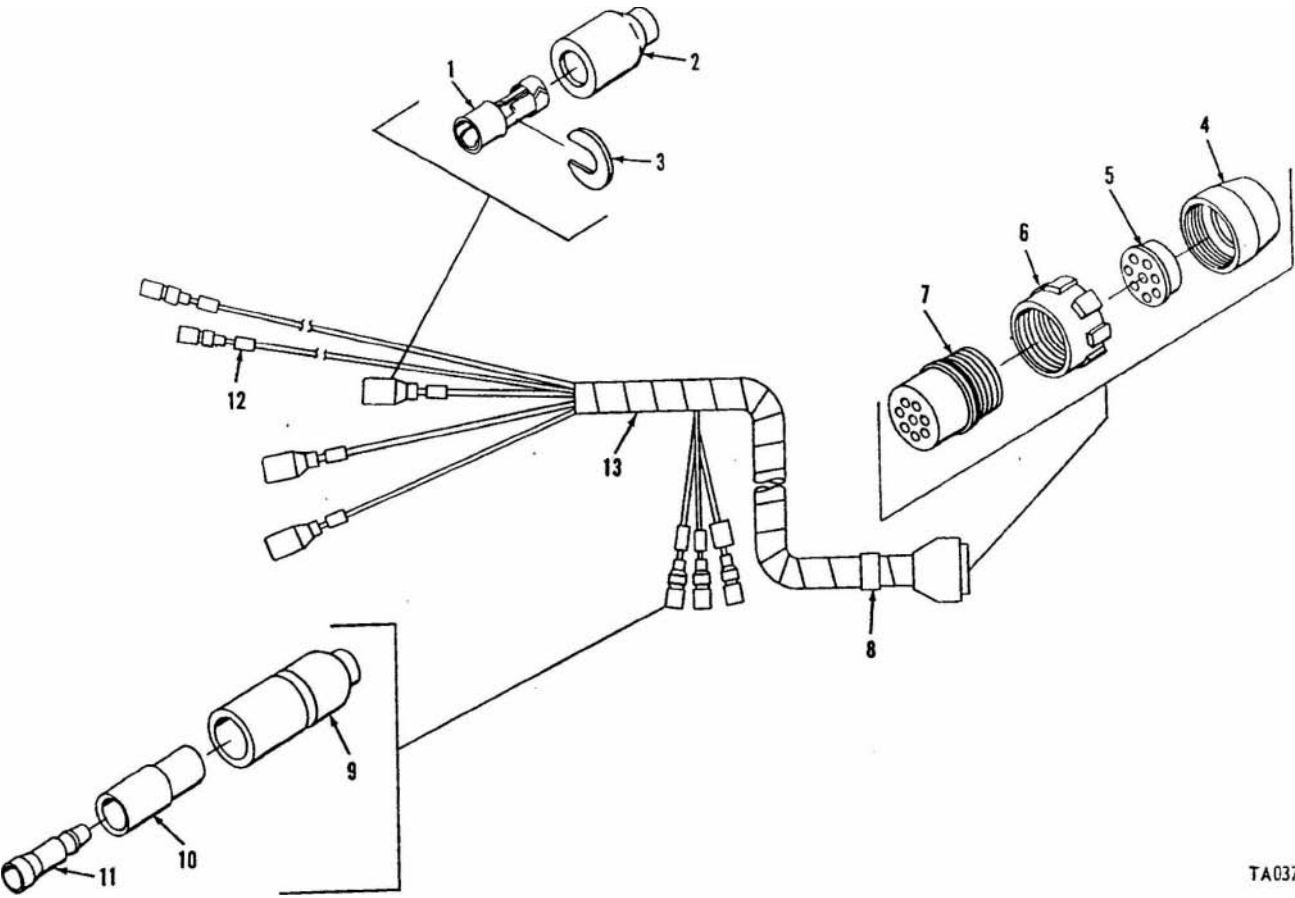
(1) Illustration		(2)	(3)	(4)	(5)	(6)	(7)	(8)
(a) Fig. No.	(b) Item No.	SMR code	National stock No.	Part No.	FSCM	Description Usable On Code	U M	Qty. inc. in unit
76	1	PAOZZ	5999-00-057-2929	MS27148-2	96906	0613 HARNESS ASSEMBLY LEFT FRONT FENDER	EA	3
76	2	PAOZZ	5310-00-833-8567	8338567	19207	CONTACT, ELECTRICAL CONNECTOR: #14 AWG	EA	3
76	3	PAOZZ	5935-00-572-9180	8338566	19207	WASHER, SLOTTED: HEADLIGHT, LEFT. FRONT	EA	3
76	4	PAOZZ	5940-00-399-6676	8338564	19207	SHELL, ELECTRICAL CONNECTOR: HEADLIGHT, LEFT FRONT	EA	3
76	5	PAOZZ	5970-00-833-8562	8338562	19207	TERMINAL ASSEMBLY: BLACKOUT MARKER	EA	3
76	6	PAOZZ	5935-00-833-8561	8338561	19207	INSULATOR. BUSHING: BLACKOUT MARKER	EA	3
76	7	PAOZZ	5935-00-686-2606	8724243	19207	SHELL, ELECTRICAL CONNECTOR: BLACKOUT MARKER	EA	3
76	8	PAOZZ	5310-00-655-9860	8701325	19207	CONNECTOR, PLUG. ELECTRICAL: BLACKOUT MARKER	EA	1
76	9	PAOZZ	9390-00-180-7289	8724763	19207	NUT, SLEEVE: TRACTOR HARNESS	EA	1
76	10	PAOZZ	5365-00-772-2322	7722322	19207	NONMETALLIC ROD: ELECTRICAL CONNECTORS, USED ON WATERPROOF CONNECTORS	EA	1
76	11	PAOZZ	5935-00-333-9414	7723308	19207	BUSHING, RUBBER: TRACTOR HARNESS	EA	1
76	12	PAOZZ	2590-00-080-7260	11594969	19207	NUT, BUSHING, RETAINER: TRACTOR HARNESS	EA	1
						WIRING HARNESS ASSEMBLY: HEADLIGHT AND BLACKOUT MARKER. LEFT FRONT FENDER	EA	1



TA037578

Figure 76. Harness assembly left front fender.

(1) Illustration		(2)	(3)	(4)	(5)	(6)	(7)	(8)
(a) Fig. No.	(b) Item No.	SMR code	National stock No.	Part No.	FSCM	Description Usable On Code	U M	Qty inc in unit
77	1	PAOZZ	5999-00-057-2929	MS27148-2	96906	0613 HARNESS ASSEMBLY RIGHT FRONT FENDER	EA	3
77	2	PAOZZ	5935-00-572-9180	8338566	19207	CONTACT, ELECTRICAL CONNECTOR: #14 AWG	EA	3
77	3	PAOZZ	5310-00-833-8567	5297055	24617	SHELL, ELECTRICAL CONNECTOR: HEADLIGHT	EA	3
77	4	PAOZZ	5935-00-333-9414	7723308	19207	WASHER, SLOTTED: HEADLIGHT	EA	1
77	5	PAOZZ	5365-00-772-2322	7722322	19207	NUT, BUSHING RETAINER: TRACTOR HARNESS	EA	1
77	6	PAOZZ	5310-00-655-9860	8701325	19207	BUSHING, RUBBER: TRACTOR HARNESS	EA	1
77	7	PAOZZ	5935-00-686-2606	8724243	19207	NUT, SLEEVE: TRACTOR HARNESS	EA	1
77	8	PAOZZ	9905-00-893-3570	MS39020-3	96906	CONNECTOR, PLUG, ELECTRICAL: TRACTOR HARNESS	EA	1
77	9	PAOZZ	5935-00-833-8561	8338561	19207	BAND, MARKER: AL, PLAIN	EA	5
77	10	PAOZZ	5970-00-833-8562	8338562	19207	SHELL, ELECTRICAL CONNECTOR: HORN (2), BLACKOUT MARKER (3)	EA	5
77	11	PAOZZ	5940-00-399-6676	8338564	19207	INSULATOR, BUSHING: HORN (2), BLACKOUT MARKER (3)	EA	5
77	12	PAOZZ	9905-00-752.4649	MS39030-1	96906	TERMINAL ASSEMBLY: BLACKOUT MARKER (3), HORN (2)	EA	8
77	13	PAOZZ	2590-00-080-7246	11594970	19207	BAND , MARKER: AL, PLAIN WIRING HARNESS: HEADLIGHT, HORN, AND BLACKOUT MARKER	EA	1



TA037579

Figure 77. Harness assembly right front fender.

(1) Illustration		(2)	(3)	(4)	(5)	(6)	(7)	(8)
(a) Fig. No.	(b) Item No.	SMR code	National stock No.	Part No.	FSCM	Description Usable On Code	U M	Qty. inc. in unit
						0613 AUXILIARY HARNESS ASSEMBLY AND RELATED PARTS		
78	1	PAOZZ	2590-00-880-3892	1159265	19207	LEAD ASSEMBLY, ELECTRICAL: POWER, CARRIER	EA	2
78	2	PAOZZ	5935-00-201-6673	7722352	21450	CONNECTOR RECEPTACLE, ELECTRICAL: POWER OUTLET, CARRIER	EA	1
78	3	PAOZZ	5365-00-811-5612	10903213	19207	BUSHING, RUBBER: POWER OUTLET, CARRIER	EA	1
78	4	PAOZZ	5935.00-333-9414	7723308	19207	NUT, BUSHING RETAINER: BRASS #12 AWG, POWER OUTLET, CARRIER	EA	1
78	5	PAOZZ	5940-00-399-6676	8338564	19207	TERMINAL ASSEMBLY: CARRIER HARNESS	EA	1
78	6	PAOZZ	5970.00-833-8562	8338562	19207	INSULATOR, BUSHING: CARRIER HARNESS	EA	1
78	7	PAOZZ	5935.00-833-8561	8338561	19207	SHELL, ELECTRICAL CONNECTOR:	EA	1
78	8	PAOZZ	5935.00-695-9077	8338572	19207	SHELL, ELECTRICAL CONNECTOR: CARRIER HARNESS	EA	2
78	9	PAOZZ	5310-00-595-7044	8338573	19207	WASHER, SLOTTED: CARRIER HARNESS	EA	2
78	10	PAOZZ	5999-00-925-6495	MS27148-1	96906	CONTACT, ELECTRICAL: CARRIER HARNESS	EA	1
78	11	PAOZZ	5940-00-143-5284	MS25036-115	96906	TERMINAL, LUG: COPPER #8, 0.203 IN. ID, 1.402 IN. LG	EA	1
78	12	PAOZZ	5330-00-641-4336	7388352	19207	GASKET: RECEPTACLE, CARRIER	EA	2
78	13	PAOZZ	5310-00-811-3494	MS21044N08	96906	NUT, SELF-LOCKING, HEXAGON: S, CD PLTD. 8-32 UNC- 3B	EA	8
78	14	PAOZZ	5305-00-984-6194	MS35206-246	96906	SCREW, MACHINE: S, CD PLTD, #8-32 UNC-2A, 5/8 IN. LG	EA	8
78	15	PAOZZ	5935-00-338-2822	7261674	19207	COVER, ELECTRICAL CONNECTOR: POWER RECEPTACLES. CARRIER	EA	2

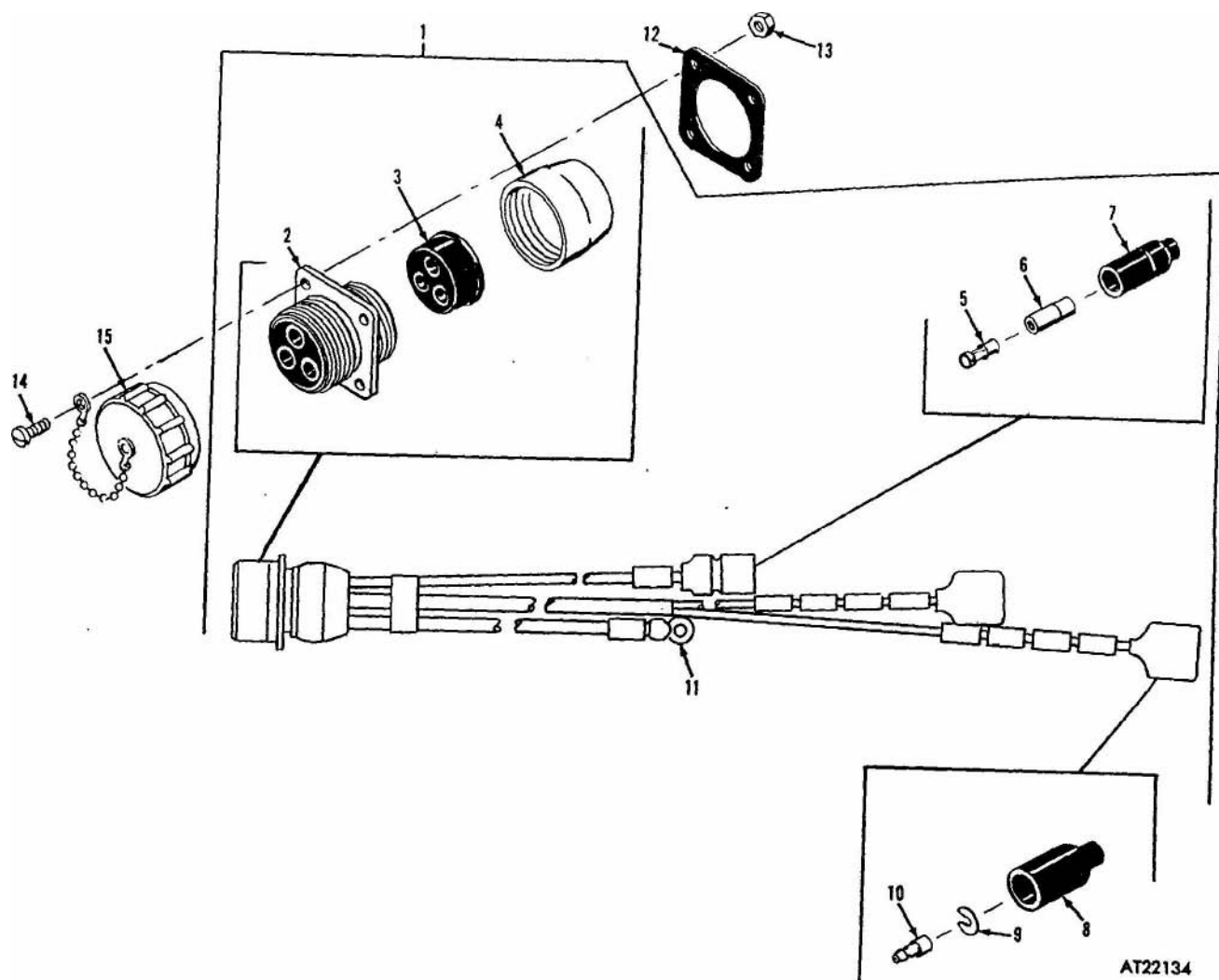
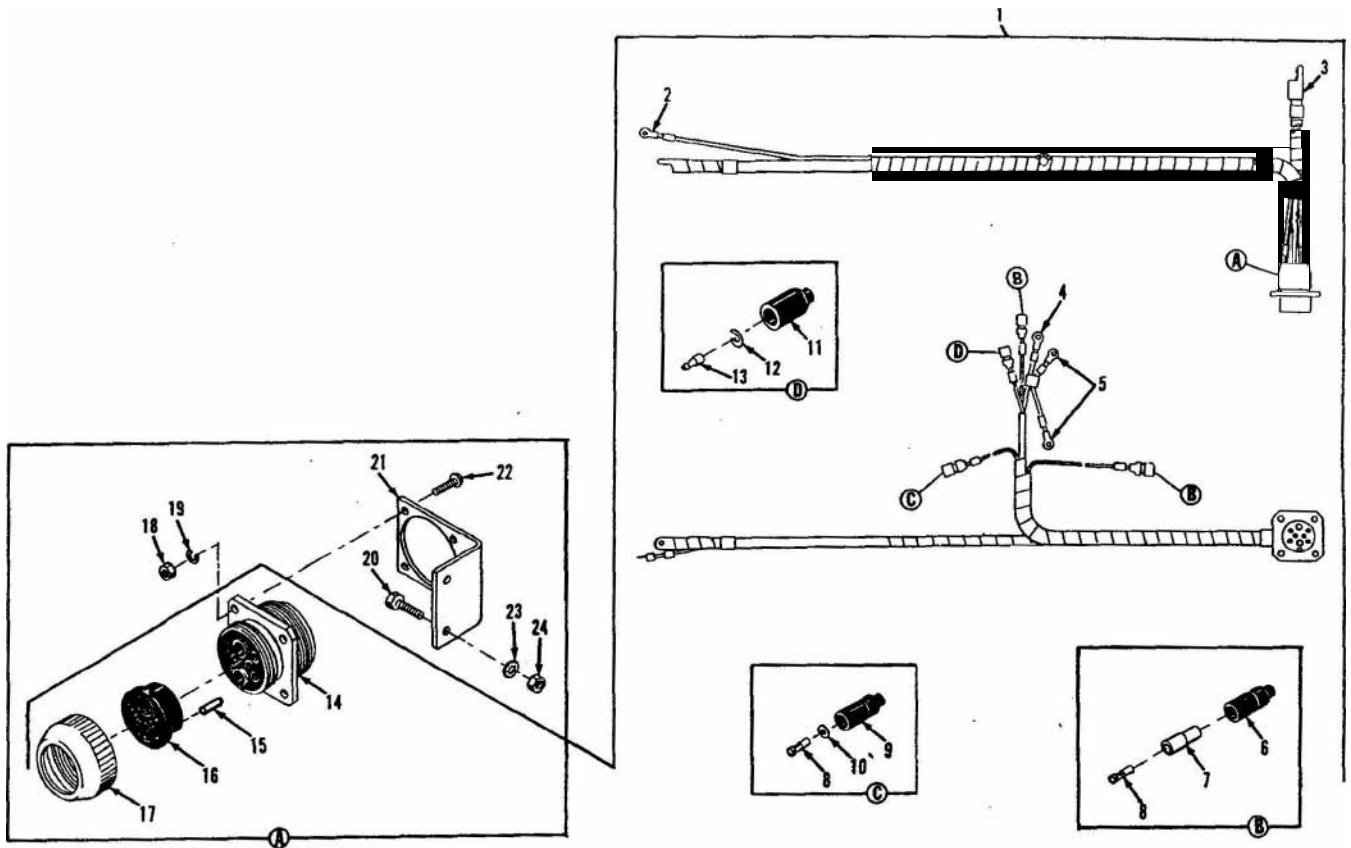


Figure 78. Auxiliary harness assembly and related parts.

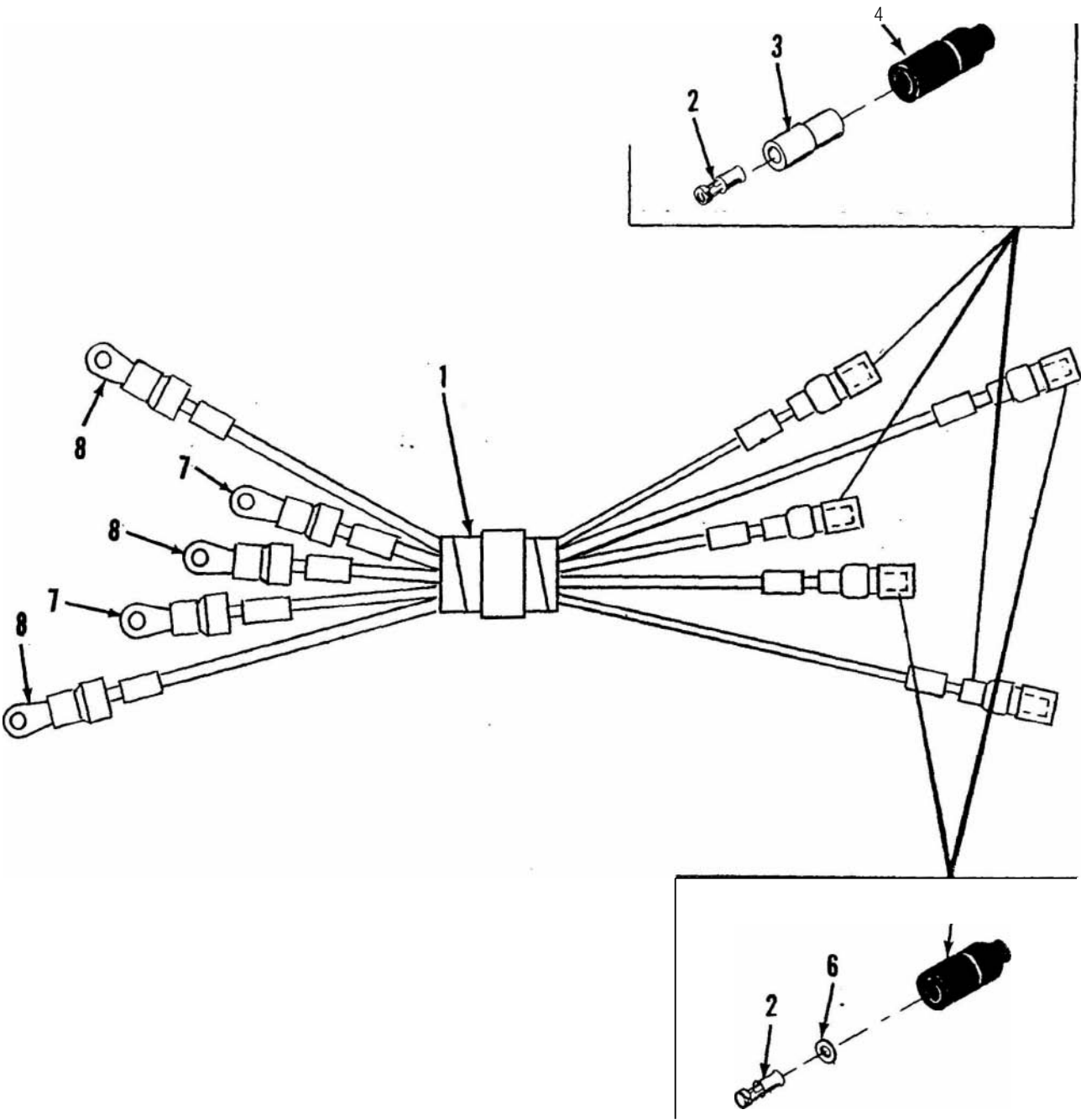
(1) Illustration		(2)	(3)	(4)	(5)	(6)	(7)	(8)
(a) Fig. No.	(b) Item No.	SMR code	National stock No.	Part No.	FSCM	Description Usable On Code	U / M	Qty. inc. in unit
						0613 ENGINE HARNESS ASSEMBLY AND RELATED PARTS		
79	1	PAOZZ	2920-00-080-7149	1159246	19207	WIRING HARNESS: ENGINE, POWER PLANT	EA	1
79	2	PAOZZ	5940-00-143-4794	MS25036-112	96906	TERMINAL, LUG: COPPER, #2-10, 0.203 IN. ID. 1.120 IN. LG	EA	1
79	3	PAOZZ	5940-00-705-6732	7056732	19207	TERMINAL, LUG: GROUND (1), STARTER (1)	EA	2
79	4	PAOZZ	5940-00-557-4346	MS25036-16	96906	TERMINAL, LUG: AL, #2, 1/2 IN. STUD	EA	1
79	5	PAOZZ	5940-00-557-4345	MS25036-118	96906	TERMINAL, LUG: COPPER, #8 0.400 IN. ID, 1.544 IN. LG	EA	2
79	6	PAOZZ	9535-00-833-8561	8338561	19207	SHELL, ELECTRICAL CONNECTOR: OIL PRESSURE SENDING UNIT (1), TEMPERATURE SENDING UNIT (1)	EA	2
79	7	PAOZZ	5970-00-833-8562	8338562	19207	INSULATOR, BUSHING : TEMPERATURE SENDING UNIT (1), OIL PRESSURE SENDING UNIT (1)	EA	2
79	8	PAOZZ	5940-00-399-6676	8338564	19207	TERMINAL ASSEMBLY: COLD START PUMP (1), TEMPERATURE SENDING UNIT (1), OIL PRESSURE SENDING UNIT (1)	EA	3
79	9	PAOZZ	2590-00-695-9076	8338569	19207	SHELL, HEADLIGHT: COLD START PRIMER PUMP	EA	1
79	10	PAOZZ	5310-00-298-8903	8338570	19207	WASHER, FLAT: COLD START PRIMER PUMP	EA	1
79	11	PAOZZ	5935-00-695-9077	8338572	19207	SHELL, ELECTRICAL CONNECTOR: ALTERNATOR	EA	1
79	12	PAOZZ	5310-00-595-7044	8338573	19207	WASHER, SLOTTED: ALTERNATOR	EA	1
79	13	PAOZZ	5999-00-925-6495	MS27148-1	96906	CONTACT, ELECTRICAL CONNECTOR: BRASS, N12 AWG	EA	1
79	14	PAOZZ	5935-00-057-0746	7971733	19207	CONNECTOR, RECEPTACLE, ELECTRICAL: BRANCH HARNESS	EA	1
79	15	PAOZZ	9390-00-414-7139	8724764	19207	ROD, NONMETALLIC:	EA	1
79	16	PAOZZ	5325-00-185-0951	10949094	19207	GROMMET, RUBBER: BRANCH HARNESS, TRACTOR	EA	1
79	17	PAOZZ	5935-00-729-8217	7388355	19207	NUT, BUSHING RETAINER: BRANCH HARNESS, TRACTOR	EA	1
79	18	PAOZZ	5310-00-934-9751	MS35650-302	96906	NUT, PLAIN HEXAGON: S, CD PLTD, 10-32 UNF-2B	EA	4
79	19	PAOZZ	5310-00-045-3299	MS35338-42	96906	WASHER, LOCK: S, CD PLTD, 8.32 IN.	EA	4
79	20	PAOZZ	5305-00-071-2242	MS90725-9	96906	SCREW, CAP, HEXAGON HEAD: S, CD PLTD, 1/4-20 UNC-2A, 1-1/8 IN. LG	EA	2
79	21	PAOZZ	5340-00-808-8025	11595162	19207	BRACKET, ANGLE: PLUG	EA	1
79	22	PAOZZ	5305-00-989-7435	MS35207-264	96906	SCREW, MACHINE: S, CD PLTD, 10-32 UNF-2A, 5/8 IN. LG	EA	4
79	23	PAOZZ	5310-00-582-5965	MS35338-44	96906	WASHER, LOCK: S, CD PLTD, 1/4 IN.	EA	2
79	24	PAOZZ	5310-00-761-6882	MS51967-2	96906	NUT, PLAIN, HEXAGON: S, CD PLTD, 1/4-20 UNC-2B	EA	2



AT22135

Figure 79. Engine harness assembly and related parts.

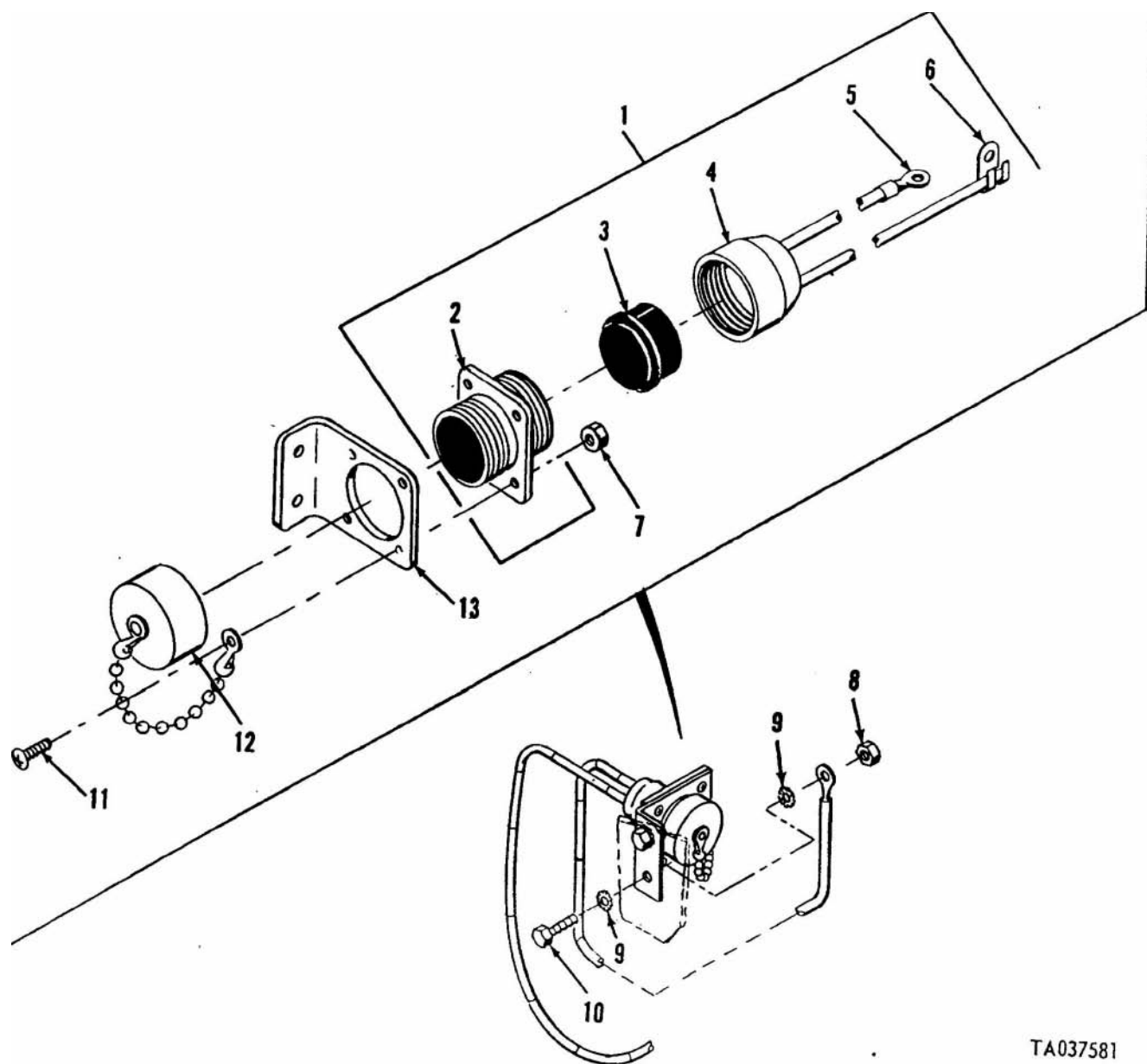
(1) Illustration		(2)	(3)	(a)	(5)	(6)	(7)	(8)
(a) Fig. No.	(b) Item No.	SMR code	National stock No.	Part No.	FSCM	Description Usable On Code	U / M	Qty inc. in unit
80	1	PAOZZ	2590-00-880-3891	11595271	19207	0613 DISTRIBUTION PANEL HARNESS ASSEMBLY	EA	1
80	2	PAOZZ	5940.00-399-6676	8338564	19207	WIRING HARNESS: TERMINAL STRIP, CIRCUIT TERMINAL ASSEMBLY: WINDSHIELD WIPER CIRCUIT BREAKER (1), ACCESSORY CIRCUIT BREAKER (1), AUXILIARY CIRCUIT BREAKER (1), BILGE PUMP CIRCUIT BREAKER (1), INSTRUMENT CIRCUIT BREAKER (1)	EA	5
80	3	PAOZZ	5970.00-833-8562	8338562	19207	INSULATOR, BUSHING: AUXILIARY CIRCUIT BREAKER (1), INSTRUMENT CIRCUIT BREAKER. (1), WINDSHIELD WIPER CIRCUIT BREAKER (1)	EA	3
80	4	PAOZZ	5935-00-833-8561	8338561	19207	SHELL, ELECTRICAL CONNECTOR: AUXILIARY CIR- CUIT BREAKER (1), WINDSHIELD WIPER CIRCUIT BREAKER (1), INSTRUMENT CIRCUIT BREAKER (1)	EA	3
80	5	PAOZZ	2590-00-695-9076	8338569	19207	SHELL, HEADLIGHT: AUXILIARY CIRCUIT BREAKER	EA	2
80	6	PAOZZ	5310-00-298-8903	8338570	19207	WASHER, SLOTTED: BILGE PUMP CIRCUIT BREAKER (1), AUXILIARY CIRCUIT BREAKER (1)	EA	2
80	7	PAOZZ	5940.00-143-4794	MS25036-112	96906	TERMINAL, LUG: COPPER, #12-10, 0.203 IN. ID, 1.120 IN. LG	EA	2
80	8	PAOZZ	5940-00-143-4780	MS25036-108	96906	TERMINAL, LUG: COPPER, #16-14, 0.203 IN. ID, 0.915 IN. LG	EA	3



TA037580

Figure 80. Distribution panel harness assembly.

(1) Illustration		(2)	(3)	(4)	(5)	(6)	(7)	(8)
a. Fig. No.	(b) Item No.	SMR code	National stock No.	Part No.	FSCM	Description Usable On Code	U / M	Qty. inc in unit
81	1	MOOZZ		11595515	19207	0613 RADIO HARNESS ASSEMBLY AND RELATED PARTS LEAD ASSEMBLY, ELECTRICAL: RADIO, FABRICATE FROM 1 CONNECTOR NSN 5935-00-201-6673, 1 BUSHING, RUBBER NSN 5365-00-811-5612 , 1 NUT NSN 5935-00-333-9414, 1 TERMINAL, LUG NSN 5940.00-114-1305, 1 TERMINAL, LUG NSN 5940-00-43-5284 AND 38 IN. WIRE, ELECTRICAL NSN 6145.00-538-8222 (SEE GROUP 9501)	EA	1
81	2	PAOZZ	5935-00-201-6673	7722352	19207	CONNECTOR, RECEPTACLE, ELECTRICAL: POWER OUTLET	EA	1
81	3	PAOZZ	5365-00-811-5612	10903213	19207	BUSHING, RUBBER: INSULATOR	EA	1
81	4	PAOZZ	5935-00-333-9414	7723308	19207	NUT, BUSHING RETAINER: POWER OUTLET	EA	1
81	5	PAOZZ	5940-00-114-1305	MS25036-116	96906	TERMINAL, LUG: COPPER, #8, 0.275 IN. ID, 1.466 IN. LG	EA	1
81	6	PAOZZ	5940-00-143-5284	MS25036-115	96906	TERMINAL, LUG: COPPER, #8, 0.203 IN. ID, 1.402 IN. LG	EA	1
81	7	PAOZZ	5310-00-811-3494	MS21044N08	96906	NUT, SELF-LOCKING, HEXAGON: S, CD PLTD, 8-32 UNC- 3B	EA	4
81	8	PAOZZ	5310-00-877-5796	MS21044N4	96906	NUT, SELF-LOCKING, HEXAGON: S, CD PLTD, 1/4-28 UNF- 3B	EA	2
81	9	PAOZZ	5310-00-889-2528	MS45904-68	96906	WASHER, LOCK: S, CD PLTD, 1/4 IN.	EA	4
81	10	PAOZZ	5305-00-267-8974	MS90726-8	96906	SCREW, CAP, HEXAGON HEAD: S, CD PLTD, 1/4-28 UNF- 2A, 1 IN. LG	EA	2
81	11	PAOZZ	5305-00-984-6194	MS35206-246	96906	SCREW, MACHINE: S, CD PLTD, 8-32 UNC-2A, 5/8 IN. LG	EA	4
81	12	PAOZZ	5935-00-338-2822	7261674	19207	COVER, ELECTRICAL CONNECTOR: RADIO RECEPTACLE	EA	1
81	13	XBOZZ		11595516	19207	BRACKET:	EA	1



TA037581

Figure 81. Radio harness assembly and related parts.

(1) Illustration		(2)	(3)	(4)	(5)	(6)	(7)	(8)
(a) Fig. No.	(b) Item No.	SMR code	National stock No.	Part No.	FSCM	Description Usable On Code	U / M	Qty inc. in unit
82	1	PAOZZ	2590-00-080-7285	11594971	19207	0613 HARNESS ASSEMBLY, MAIN CARRIER AND RELATED PARTS	EA	1
82	2	PAOZZ	5940-00.399-6676	8338564	19207	WIRING HARNESS, BRANCHED: CARRIER TERMINAL ASSEMBLY : LEFT CARRIER HARNESS (3) AUXILIARY POWER, TRAILER (1) , STOP SIGNAL SWITCH PUSH BUTTON (2), AUXILIARY POWER HARNESS (5), LEFT CARRIER HARNESS (2) WASHER, FLAT: AUXILIARY POWER HARNESS (5), AUXILIARY POWER TRAILER (1) SHELL , ELECTRICAL CONNECTOR: AUXILIARY POWER HARNESS (5), AUXILIARY POWER TRAILER (1) ADAPTER, CONNECTOR: AUXILIARY POWER HARNESS (4), RIGHT AND LEFT CARRIER HARNESS (1) INSULATOR, BUSHING: RIGHT AND LEFT CARRIER HARNESS (4), STOP SIGNAL (2), LEFT CARRIER HARNESS (1) SHELL, ELECTRICAL CONNECTOR: RIGHT AND LEFT CARRIER HARNESS (5), LEFT CARRIER HARNESS (1) INSERT, PLUG, ELECTRICAL: STOP SIGNAL SWITCH TERMINAL, LUG: COPPER, #16-14, 0.203 IN. ID 0.915 IN. LG CONNECTOR, PLUG, ELECTRICAL: 12 CONTACT, 24 VOLT, WATERPROOF CLAMP, HOSE: CONNECTOR PLUG BODY ASSEMBLY: CONNECTOR PLUG LOCK: CONNECTOR PLUG RIVET: CONNECTOR PLUG HANDLE: CONNECTOR PLUG RIVET: CONNECTOR PLUG SPRING: CONNECTOR PLUG COVER: CONNECTOR PLUG SLEEVE: CLAMP, LOOP: S, CUSHIONED, 1 IN. ID SCREW, CAP, HEXAGON HEAD: S, CD PLTD, 1/4-28 UNF- 2A, 9/16 IN. LG	EA EA	13
82	3	PAOZZ	5310-00.298-8903	8338570	19207		EA	6
82	4	PAOZZ	2590.00-695-9076	8338569	19207		EA	6
82	5	PAOZZ	5935-00.900-6281	MS27147-1	96906		EA	5
82	6	PAOZZ	5970-00-833-8562	8338562	19207		EA	7
82	7	PAOZZ	5935.00-833-8561	8338561	19207		EA	6
82	8	PAOZZ	5935-00-677.4444	7064586	19207		EA	1
82	9	PAOZZ	5940-00.143-4780	MS25036-108	96906		EA	1
82	10	PAOZZ	5935-00-059-2841	MS75020-1	96906		EA	1
82	11	XAOZZ		7769045	19207		EA	1
82	12	XAOZZ		8701280	19207		EA	1
82	13	XAOZZ		8701277	19207		EA	1
82	14	XAOZZ		8701270	19207		EA	1
82	15	XAOZZ		8701276	19207		EA	1
82	16	XAOZZ		7765204	19207		EA	1
82	17	XAOZZ		8701271	19207		EA	1
82	18	XAOZZ		8701269	19207		EA	1
82	19	XBOZZ		11594971-1	19207		EA	1
82	20	PAOZZ	5340-00-809-1500	MS21333-107	96906		EA	2
82	21	PAOZZ	5305.00-267-8973	MS90726-4	96906		EA	2

TM 9-2320-242-34P

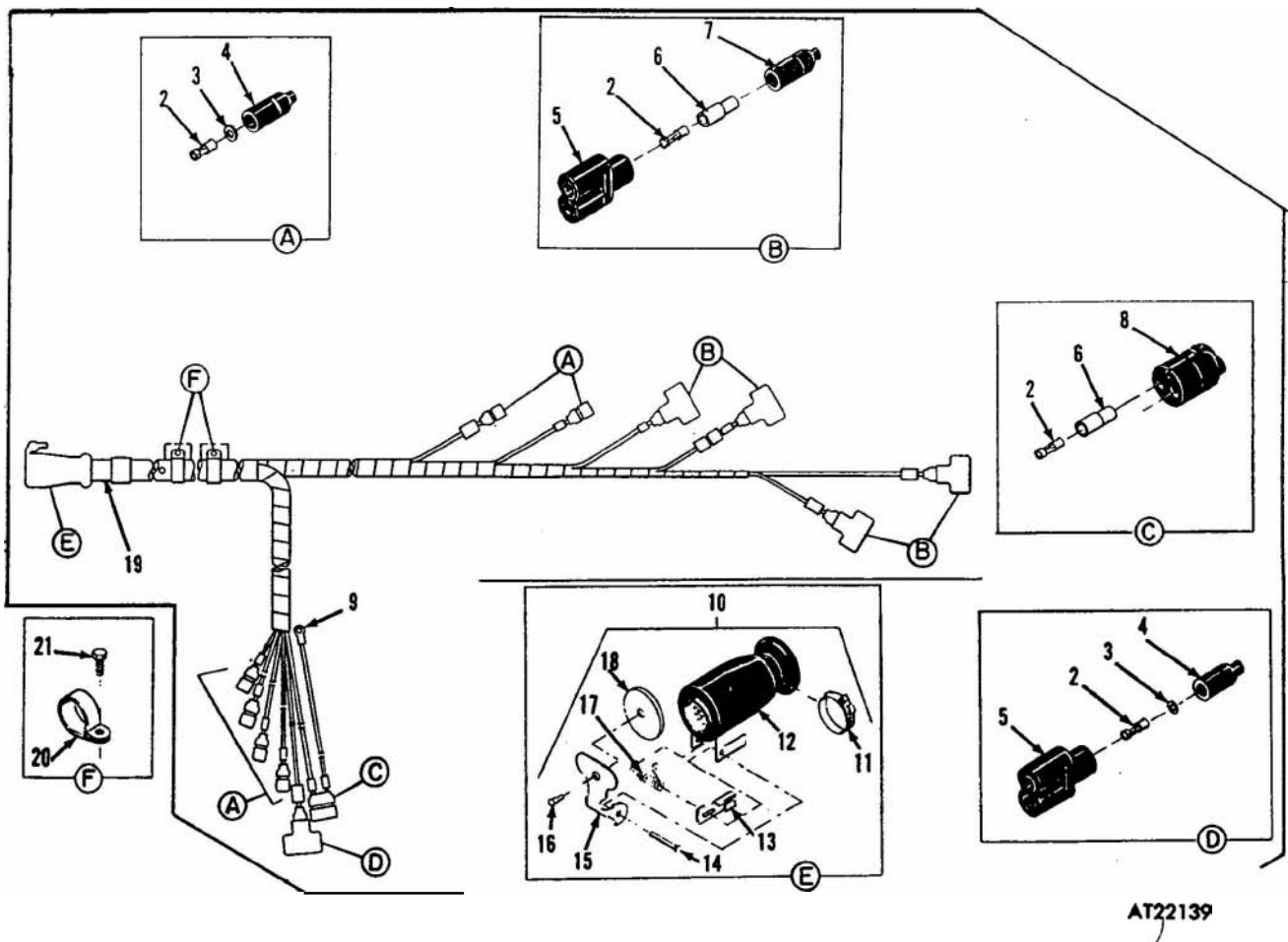


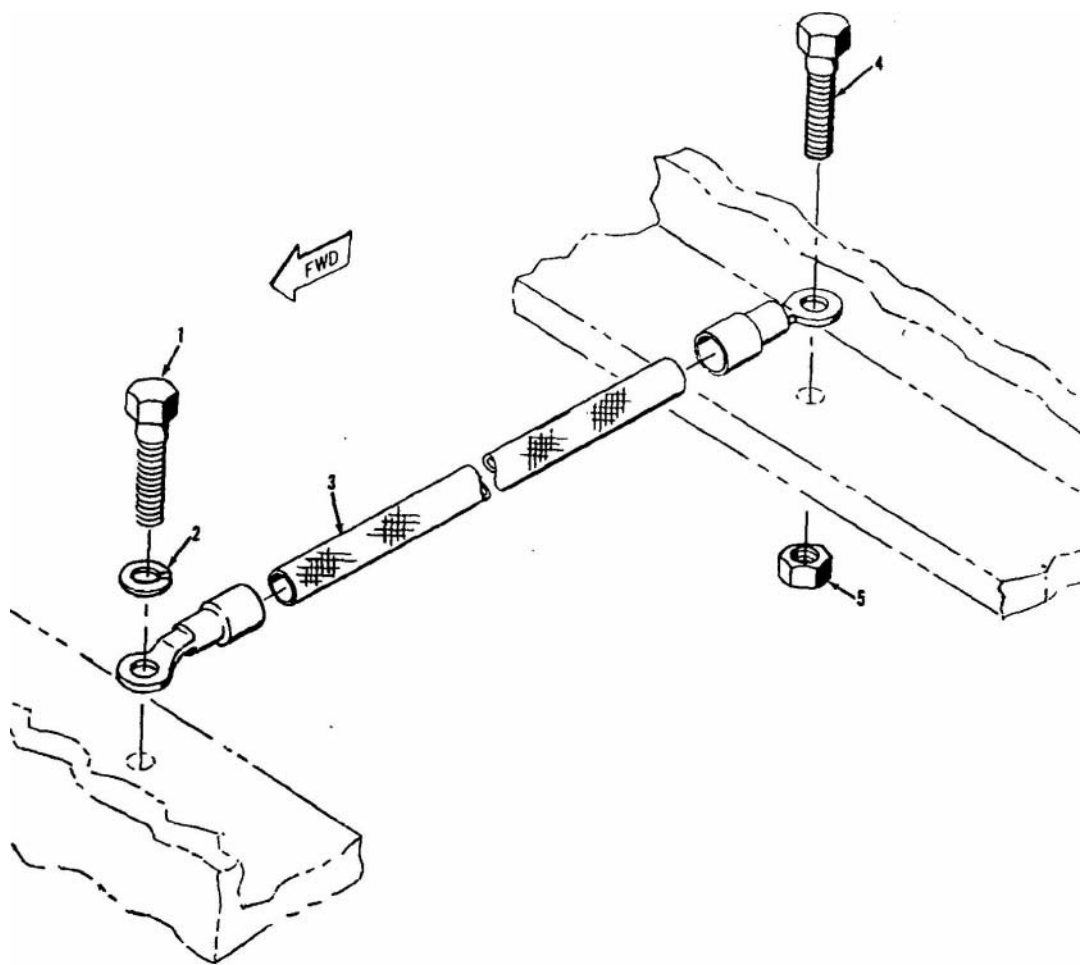
Figure 82. Harness assembly, main carrier and related parts.

(1) Illustration		(2)	(3)	(4)	(5)	(6)	(7)	(8)
(a) Fig. No.	(b) Item No.	SMR code	National stock No.	Part No.	FSCM	Description Usable On Code	U ' M	Qty inc. in unit
83	1	PAOZZ	5305-00-267-8972	MS90726-1	96906	0613 INTERBODY GROUND HARNESS SCREW, CAP, HEXAGON HEAD: S, CD PLTD, 1/4-28 UNF-2A, 3/8 IN. LG	EA	1
83	2	PAOZZ	5310.00-067-6357	MS45904-69	96906	WASHER, LOCK: S, CD PLTD, 1/4 IN.	EA	1
83	3	MOOZZ		11594966	19207	LEAD, ELECTRICAL: GROUND, INTER VEHICLE, FABRICATE FROM 2 TERMINAL LUG NSN 5940-00-557-4344, 15 IN. WIRE, ELECTRICAL NSN 6145-00-705-6676 (SEE GROUP 9501)	EA	1
83	4	PAOZZ	5305.00-068-0507	MS90726-7	96906	SCREW, CAP, HEXAGON HEAD: S, CD PLTD, 1/4-28 UNF. 2A, 7/8 IN. LG	EA	1
83	5	PAOZZ	5310.00-877-5796	MS21044N4	96906	NUT, SELF-LOCKING, HEXAGON: S, CD PLTD, 1/4-28 UNF. 3B	EA	1

0


3

-0



AT22138

Figure 83. Interbody ground harness.

(1) Illustration		(2)	(3)	(4)	(5)	(6)	(7)	(8)
(a) Fig. No.	(b) Item No.	SMR code	National stock No.	Part No.	FSCM	 Usable On Code	U / M	Qty, in unit
						0613 HARNESS ASSEMBLY, MAIN CARRIER LEFT AND RELATED PARTS		
84	1	PAOZZ	2590.00-080-7281	11694972	19207	WIRING HARNESS, BRANCHED: LEFT	EA	1
84	2	PAOZZ	5999.00-057-2929	MS27148-2	96906	CONTACT, ELECTRICAL: BRASS, #14 AWG	EA	1
84	3	PAOZZ	5310.00-833-8567	8338567	19207	WASHER, SLOTTED:	EA	1
84	4	PAOZZ	5935-00-572-9180	8338566	19207	SHELL, ELECTRICAL CONNECTOR:	EA	1
84	5	PAOZZ	5940.00-399-6676	8338564	19207	TERMINAL ASSEMBLY:	EA	4
84	6	PAOZZ	5970.00-833-8562	8338562	19207	INSULATOR, BUSHING:	EA	4
84	7	PAOZZ	5935.00-833-8561	8338561	19207	SHELL, ELECTRICAL CONNECTOR:	EA	4
84	8	PAOZZ	5935.00.333-9414	7723308	19207	NUT, BUSHING RETAINER: TAILLIGHT	EA	1
84	9	PAOZZ	5365.00-772-2322	7722322	19207	BUSHING, RUBBER: TAILLIGHT	EA	1
84	10	PAOZZ	9390.00-180-7289	8724763	19207	NON METALLIC ROD: CONNECTOR PLUG	EA	1
84	11	PAOZZ	5310.00-655.9860	8701325	19207	NUT, SLEEVE: TAILLIGHT	EA	1
84	12	PAOZZ	5935.00-686-2606	8724243	19207	CONNECTOR, PLUG, ELECTRICAL: TAILLIGHT	EA	1
84	13	PAOZZ	5935.00-846-3884	MS75021 -2S	96906	CONNECTOR, RECEPTACLE, ELECTRICAL: 12 CON- TACT, 24 VOLT , WATERPROOF	EA	1
84	14	PAOZZ	5365.00-090.5426	7722333	19207	BUSHING, RUBBER:	EA	1
84	15	PAOZZ	5935.00-772-3309	5291607	24617	NUT, BUSHING RETAINER:	EA	1
84	16	PAOZZ	5940.00-115-5005	MS20659 154	96906	TERMINAL, LUG: COPPER, #00 WIRE, 7/16 STUD, 2.320 IN. LG	EA	2
84	17	PAOZZ	5935.00-695-9077	8338572	19207	SHELL, ELECTRICAL CONNECTOR:	EA	1
84	18	PAOZZ	5310.00-595-7044	8338573	19207	WASHER, SLOTTED:	EA	1
84	19	PAOZZ	5999.00-925-6495	MS27148-1	96906	CONTACT, ELECTRICAL: BRASS, #12 AWG	EA	1
84	20	PAOZZ	5310.00-877.5797	MS21044N3	96906	NUT, SELF-LOCKING, HEXAGON: S, CD PLTD, 10-32 UNF- 3B	EA	4
84	21	PAOZZ	5305.00-995-3444	M535207-266	96906	SCREW, MACHING: S, CD PLTD, 10-32 UNF-2A, 7/8 IN. LG	EA	4
84	22	PAOZZ	5935.00-773-1428	7731428	19207	COVER, ELECTRICAL CONNECTOR: RECEPTACLE	EA	1
84	23	PAOZZ	5340.00-176-0457	8701263	19207	DISK, SOLID, PLAIN: RECEPTACLE COVER	EA	1
84	24	XAOZZ		8701269	19207	COVER: RECEPTACLE	EA	1
84	25	XAOZZ		8701267	19207	BRACKET: RECEPTACLE	EA	1
84	26	XAOZZ		8701265	19207	SPRING: RECEPTACLE	EA	1
84	27	XAOZZ		8701264	19207	RIVET: RECEPTACLE	EA	1
84	28	XBOZZ		8701266	19207	HANDLE: RECEPTACLE	EA	1
84	29	XBOZZ		7765204	19207	RIVET: RECEPTACLE	EA	1
84	30	PAOZZ	6305.00-993-2738	M535207.280	96906	SCREW, MACHINE: S, CD PLTD, 1/4-28 UNF-2A 5/8 IN. LG	EA	6
84	31	PAOZZ	5340.00.984-8540	MS21333-102	96906	CLAMP, LOOP: 5, CUSHIONED, 1/2 IN. ID	EA	6
84	32	PAOZZ	5310-00-877-5796	MS21044N4	96906	NUT, SELF-LOCKING, HEXAGON: S, CD PLTD, 1/4-28 UNF 3B	EA	6

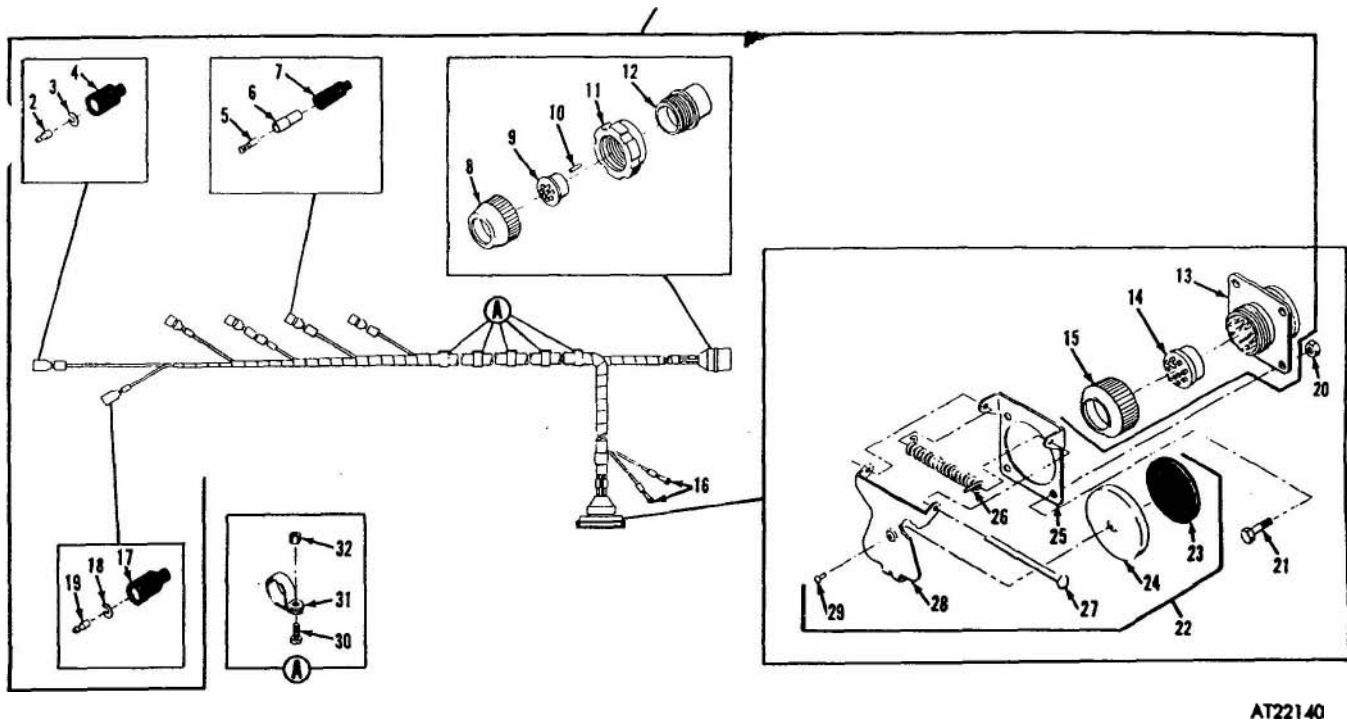
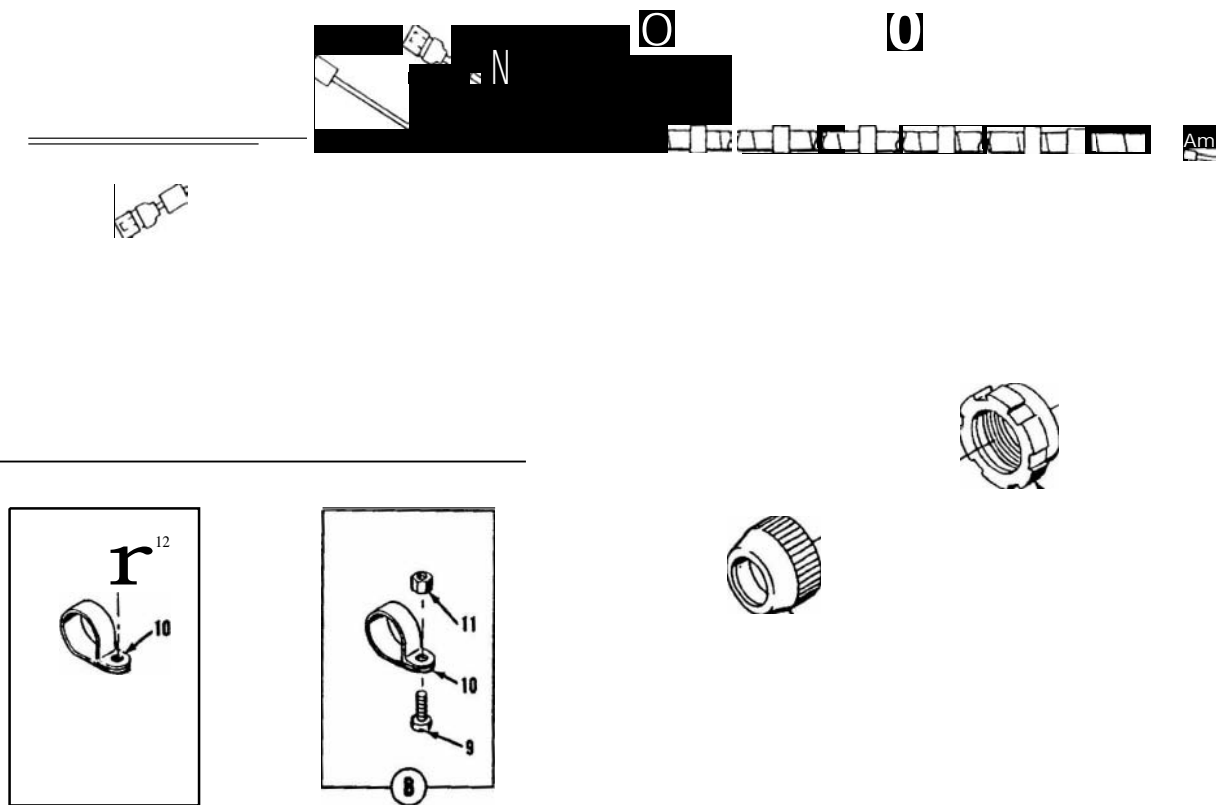


Figure 84. Harness assembly, main carrier left, and related parts.

(1) Illustration		(2)	(3)	(4)	(5)	(6)	(7)	(8)
(a) Fig. No.	(b) Item No.	SMR code	National stock No.	Part No.	FSCM	Description Usable On Code	U M	Qty. inc. in unit
						0613 HARNESS ASSEMBLY, MAIN CARRIER RIGHT AND RELATED PARTS		
85	1	PAOZZ	2590-00-880-3893	11595260	19207	WIRING HARNESS, BRANCHED:	EA	1
85	2	PAOZZ	5935-00.686-2606	8724243	19207	CONNECTOR, PLUG, ELECTRICAL: TAILLIGHT	EA	1
85	3	PAOZZ	5310-00-655-9860	8701325	19207	NUT, SLEEVE: TAILLIGHT	EA	1
85	4	PAOZZ	5365-00-772-2322	7722322	19207	BUSHING, RUBBER: TAILLIGHT	EA	1
85	6	PAOZZ	5935-00.333-9414	7723308	19207	NUT, BUSHING RETAINER: TAILLIGHT	EA	1
85	6	PAOZZ	5935-00-833-8561	8338561	19207	SHELL ELECTRICAL CONNECTOR:	EA	4
85	7	PAOZZ	5970-00.833-8562	8338562	19207	INSULATOR, BUSHING:	EA	4
85	8	PAOZZ	5940-00-399-6676	8338564	19207	TERMINAL ASSEMBLY:	EA	4
85	9	PAOZZ	5305-00-993-2738	MS35207 280	96906	SCREW, MACHINE: S, CD PLTD, 1/4-28 UNF-2A. 5/8 IN. LG	EA	4
85	10	PAOZZ	5340-00.984-8540	MS21333-102	96906	CLAMP, LOOP: S, CUSHIONED, 1/2 IN. ID	EA	6
85	11	PAOZZ	5310-00-877-5796	MS21044N4	96906	NUT, SELF-LOCKING, HEXAGON: S, CD PLTD, 1/4-28 UNF-3B	EA	6
85	12	PAOZZ	5305-00.068-0506	MS90726 6	96906	SCREW, CAP, HEXAGON HEAD: S, CD PLTD, 1/4-28 UNF-2A. 3/4 IN. LG.	EA	2

TM 9-2320-242-34P

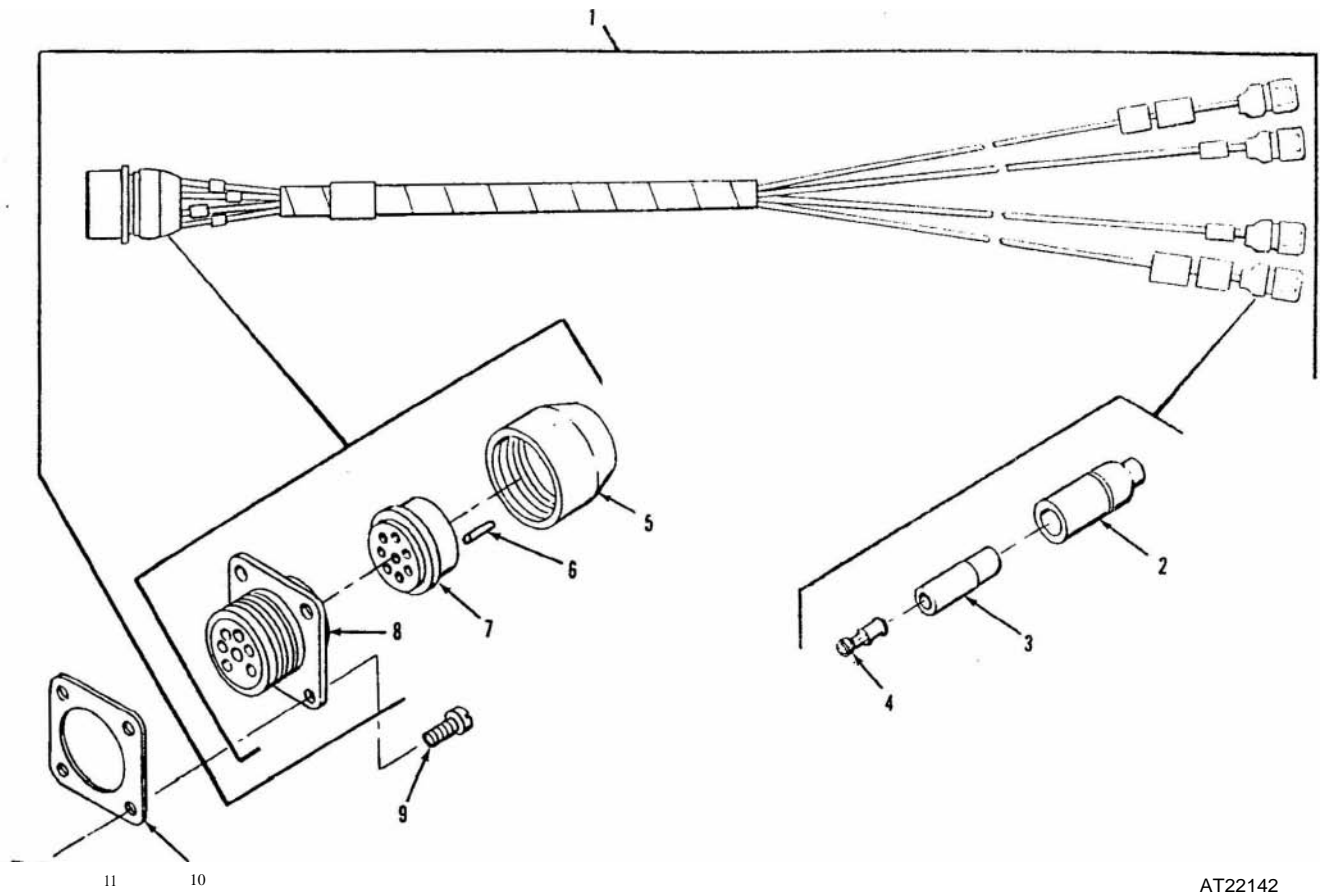
1



AT22141

Figure 85. Harness assembly, main carrier right, and related parts.

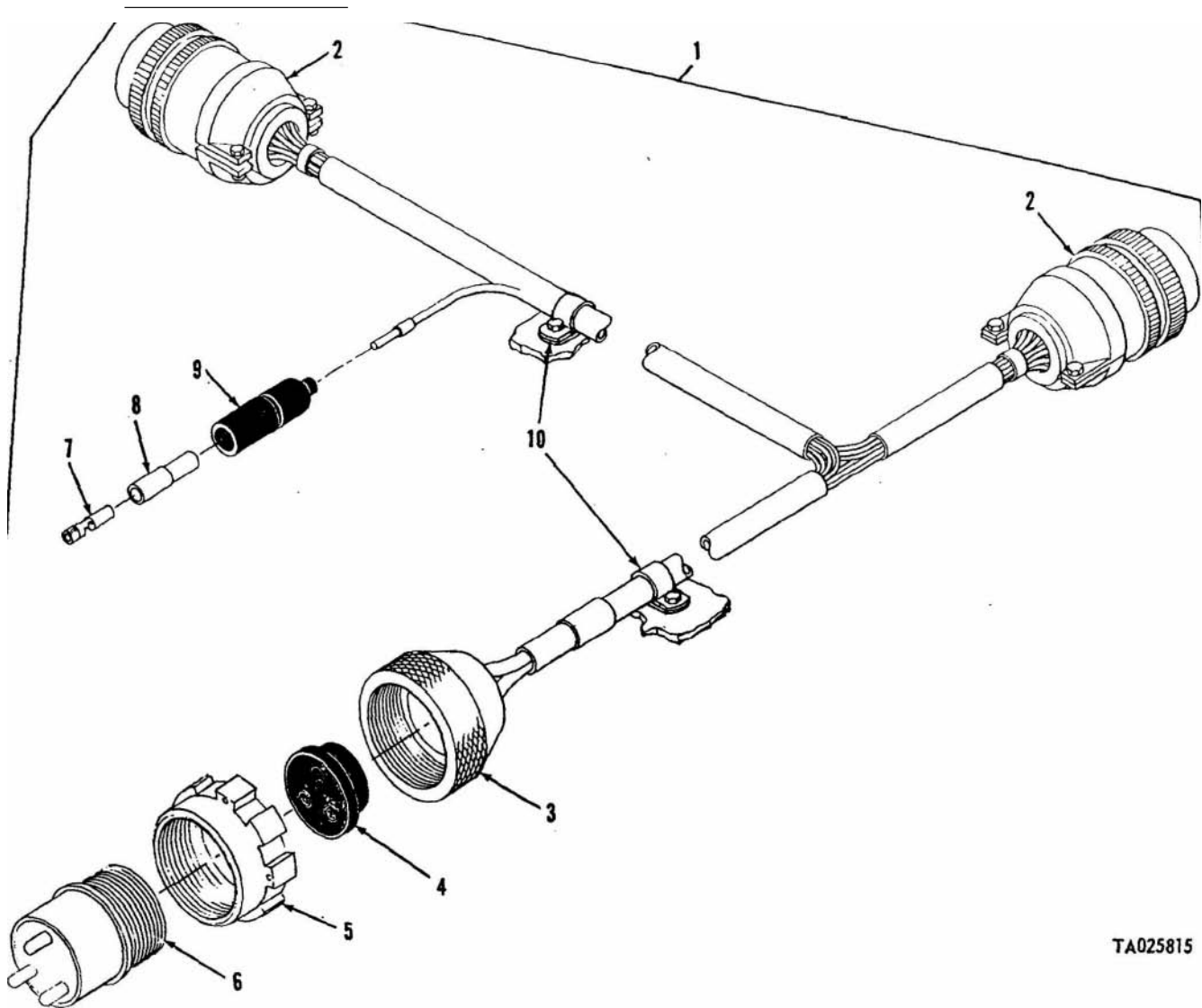
(1) Illustration	(2)	(3)	(4)	(5)	(6)	(7)	(8)
Fig. No.	(to) item No.	SMR code	National stock No	Part No.	FSCM	Description Usable On Code	Qty inc. in unit
						0613 HARNESS ASSEMBLY, CARRIER TAILLIGHT AND RELATED PARTS	
86	1	PAOZZ	2590-00-081-5448	11594973	19207	WIRING HARNESS: TAILLIGHT	EA 2
86	2	PAOZZ	5935-00-833-8561	8338561	19207	SHELL, ELECTRICAL, CONNECTOR:	EA 4
86	3	PAOZZ	5970-00-833-8562	8338562	19207	INSULATOR, BUSHING:	EA 4
86	4	PAOZZ	5940-00-399-6676	8338564	19207	TERMINAL ASSEMBLY:	EA 4
86	5	PAOZZ	5935-00-333-9414	7723308	19207	NUT, BUSHING RETAINER:	EA 1
86	6	PAOZZ	9390-00-180-7289	8724763	19207	NON METALLIC ROD:	EA 1
86	7	PAOZZ	5365-00-772-2322	7722322	19207	BUSHING, RUBBER:	EA 1
86	8	PAOZZ	5935-00-772-2354	7722354	19207	CONNECTOR, RECEPTACLE, ELECTRICAL:	EA 1
86	9	PAOZZ	5305-00-984-6194	MS35206-246	96906	SCREW. MACHINE: S, CD PLTD, 8-32 UNC-2A, 5/8 IN. LG	EA 8
86	10	PAOZZ	5330-00-641-4336	7388352	19207	GASKET: RUBBER, 1-5/8 IN. X 1-5 IN., OD. 1 3/8 IN. ID, 1/32 IN. THK.	EA 2
86	11	PAOZZ	5310-00-811-3494	MS21044N08	96906	NUT, SELF LOCKING, HEXAGON: S, CD PLTD, 8-32 INC-3B	EA 8



AT22142

Figure 86. Harness assembly, carrier taillight and related parts.

(1) Illustration		(2)	(3)	(4)	(5)	(6)	(7)	(8)
Fig. No.	Item No.	SMR code	National stock No.	Part No.	FSCM	Description Usable On Code	U ' M	Qty . inc. in unit
						0613 HARNESS ASSEMBLY HEATER		
87	1	PAOZZ	2540.00-781-7694	11595706	19207	WIRING HARNESS, BRANCHED:	BC	EA
87	2	PAOZZ	5935.00-583-8611	MS3106E18 11SC	96906	CONNECTOR, PLUG, ELECTRICAL:	BC	EA
87	3	PAOZZ	5935.00-333-9414	7723308	19207	NUT, BUSHING RETAINER:	BC	EA
87	4	PAOZZ	5935.00-695-9067	7358500	19207	INSERT, ELECTRICAL:	BC	EA
87	5	PAOZZ	5310.00-655-9860	8701325	19207	NUT, SLEEVE:	BC	EA
87	6	PAOZZ	5935.00-713-8328	8724237	19207	CONNECTOR, PLUG, ELECTRICAL:	BC	EA
87	7	PAOZZ	5940.00-399-6676	8338564	19207	TERMINAL ASSEMBLY:	BC	EA
87	8	PAOZZ	5970.00-833-8562	8338562	19207	INSULATOR, BUSHING:	BC	EA
87	9	PAOZZ	5935.00-833-8561	8338561	19207	SHELL, ELECTRICAL CONNECTOR:	BC	EA
87	10	PAOZZ	5340.00-057-2904	MS21333-71	96906	CLAMP, LOOP: S, CUSHIONED, 1/2 IN. ID	BC	EA

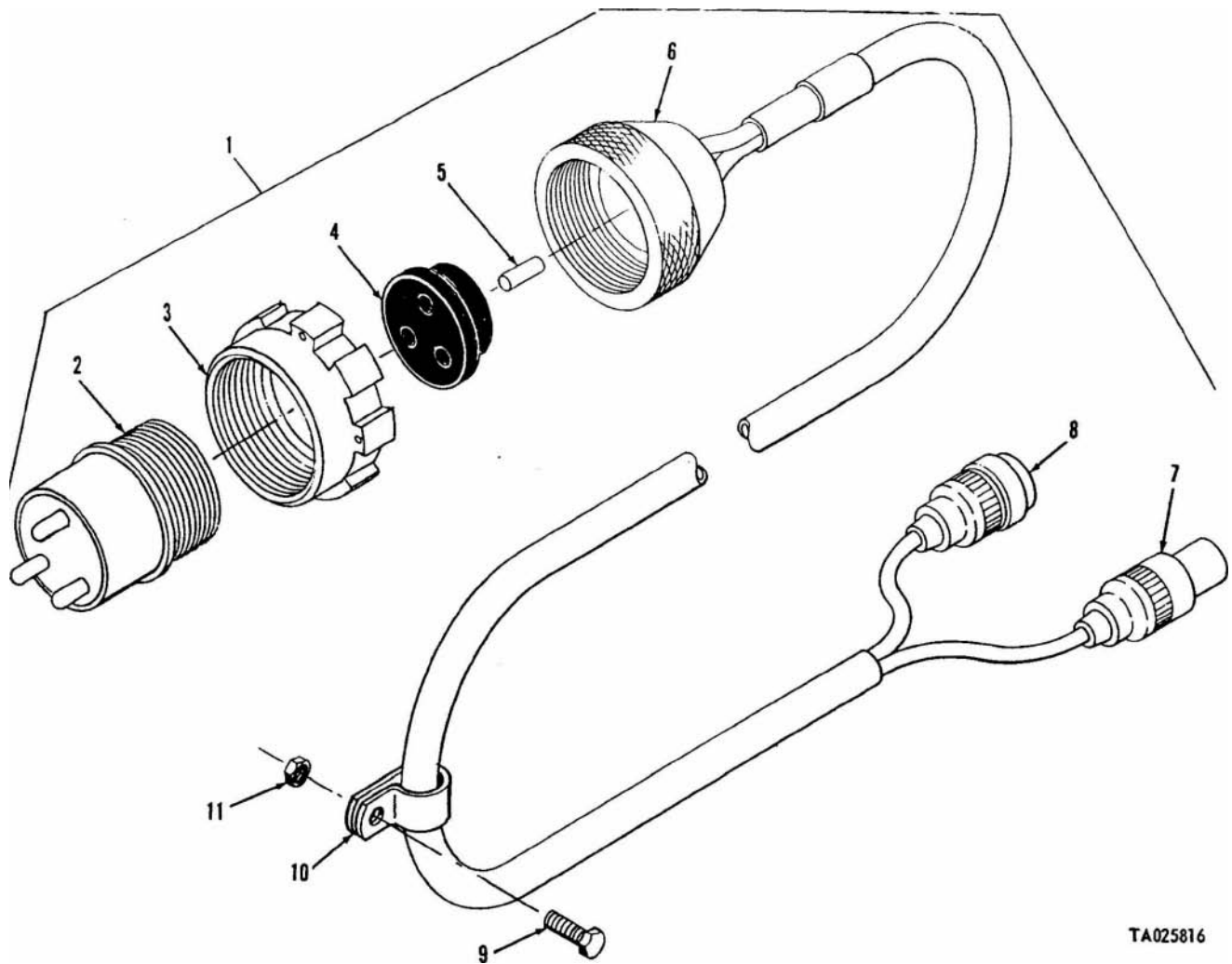


TA025815

Figure 87. Harness assembly, heater.

(1) Illustration		(2)	(3)	(4)	(5)	(6)	(7)	(8)
(a) Fig No.	(b) Item No.	SMR code	National stock No.	Part No.	FSCM	Description Usable On Code	U M	Qty. inc. in unit
						0613 HARNESS ASSEMBLY, SURGICAL LAMP		
88	1	PAOZZ	2590-00.936-7874	11660062	19207	WIRING HARNESS: BC	EA	1
88	2	PAOZZ	5935-00-713-8328	8724237	19207	CONNECTOR, PLUG, ELECTRICAL: BC	EA	1
88	3	PAOZZ	5310-00-655-9860	8701325	19207	NUT, SLEEVE: BC	EA	1
88	4	PAOZZ	5365-00-752-7633	7527633	19207	BUSHING, RUBBER: BC	EA	1
88	5	PAOZZ	9390-00-414-7139	8724764	19207	ROD, NONMETALLIC: BC	EA	1
88	6	PAOZZ	5935-00-333-9414	7728308	19207	NUT, BUSHING RETAINER: BC	EA	1
88	7	PAOZZ	5935-00-629-9241	7760598	19207	CONNECTOR, PLUG. ELECTRICAL: BC	EA	1
88	8	PAOZZ	5935-00-676-1639	573172	21450	CONNECTOR, PLUG, ELECTRICAL: BC	EA	1
88	9	PAOZZ	5305-00-068-0506	MS90726 6	96906	SCREW, CAP, HEXAGON HEAD: S, CD PLTD, 1/4-28 UNF-2A, 5' IN. LG BC	EA	1
88	10	PAOZZ	5340-00-912-8871	MS21333-43	96906	CLAMP, LOOP: S, PLAIN. 1 IN. ID BC	EA	1
88	11	PAOZZ	5310-00-877-5796	MS21044N4	96906	NUT, SELF-LOCKING, HEEXAGON: S, CD PLTD, 1/4-28 UNF-3B BC	EA	1

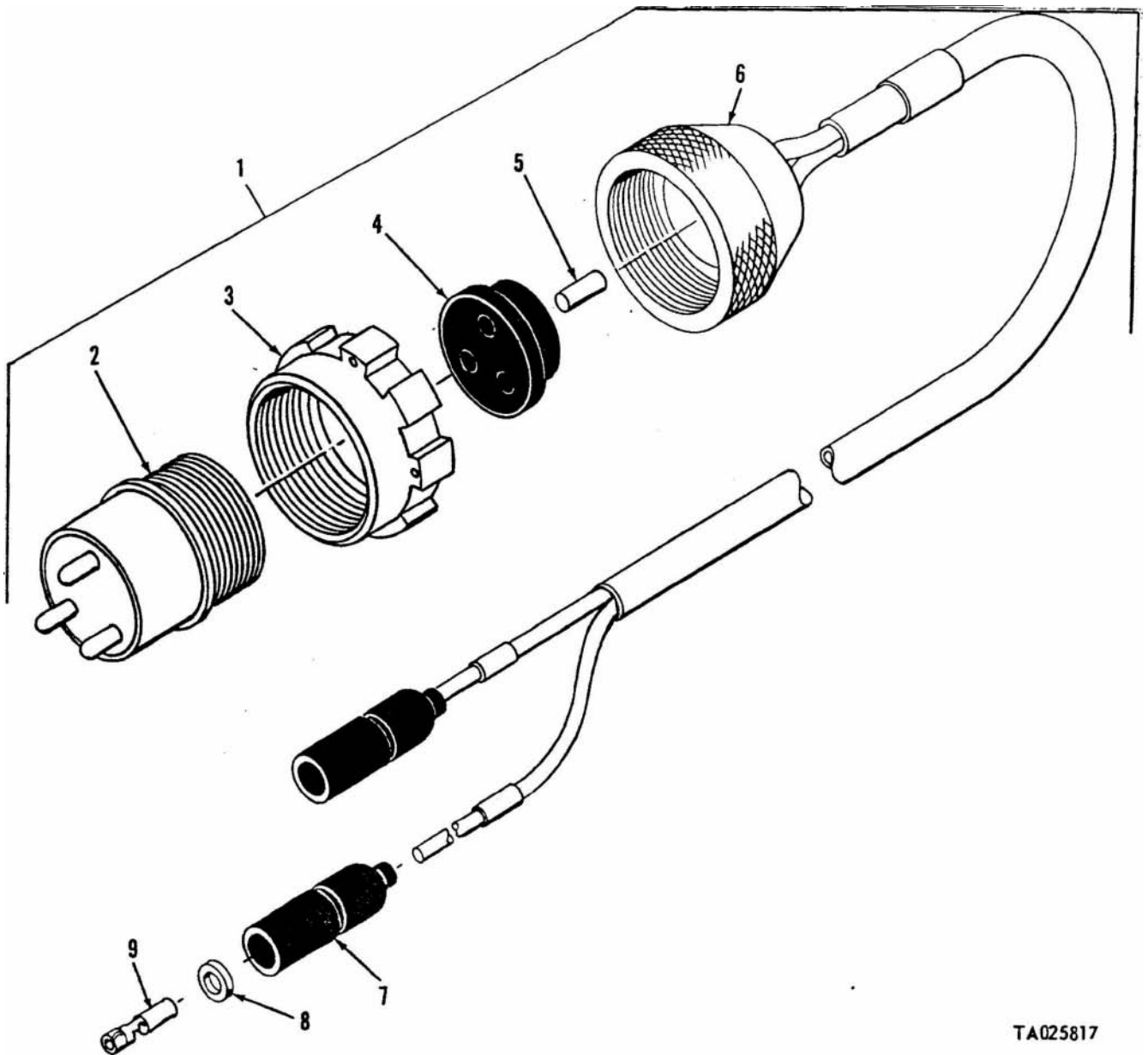
TM 9-2320-242-34P



TA025816

Figure 88. Harness assembly, surgical lamp.

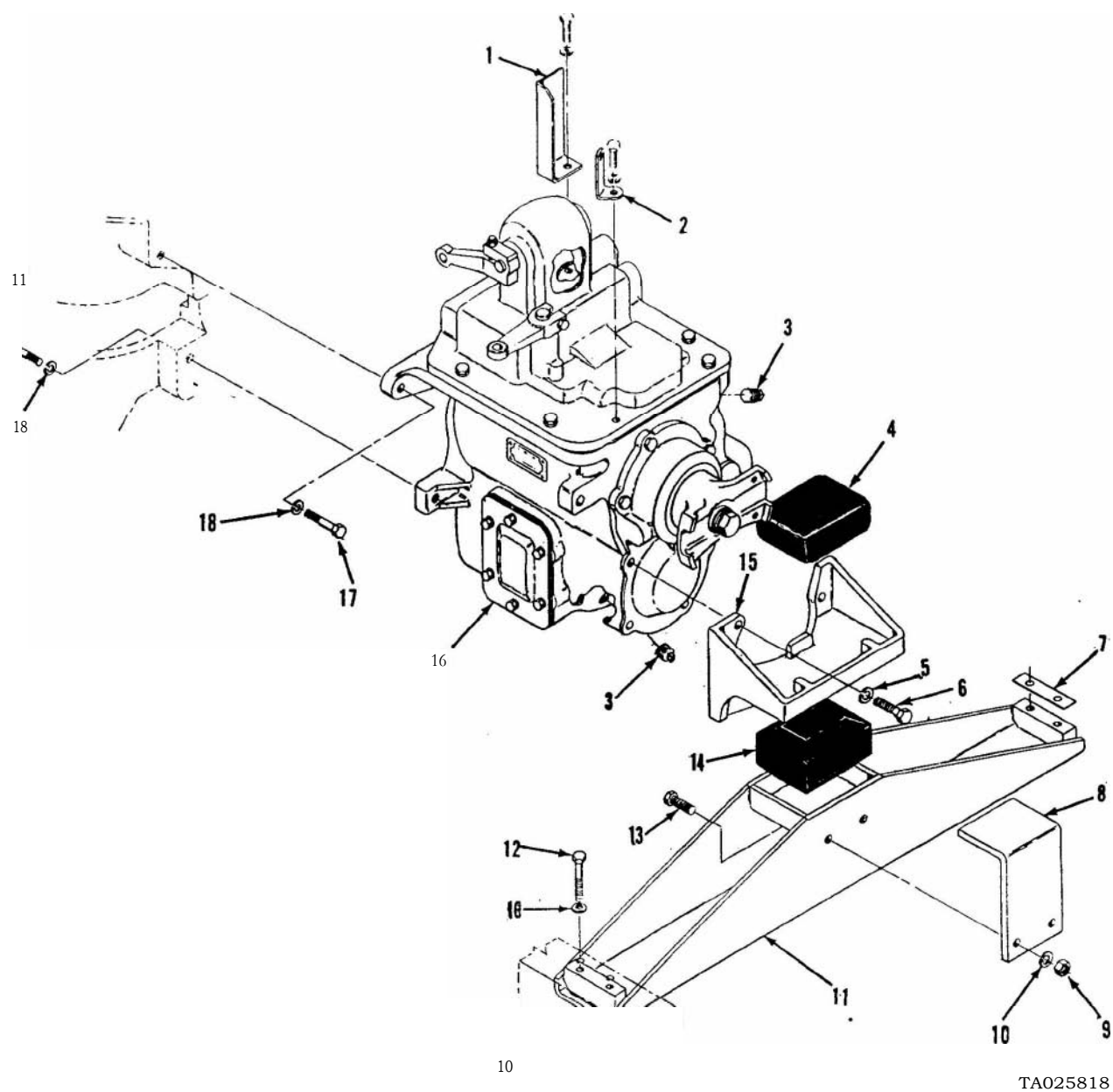
(1) Illustration		(2)	(3)	(4)	(5)	(6)	(7)	(8)
(a) Fig. No.	(b) Item No.	SMR code	National stock No.	Part No.	FSCM	Description Usable On Code	U / M	Qty inc. in unit
						0613 HARNESS ASSEMBLY, CONVENIENCE RECEPTACLE		
89	1	PAOZZ	2590-00-781-8772	11595441	19207	WIRING HARNESS:	BC	EA
89	2	PAOZZ	5935-00.713-8328	872437	19207	CONNECTOR, PLUG, ELECTRICAL:	BC	EA
89	3	PAOZZ	5310-00-655-9860	8701325	19207	NUT, SLEEVE:	BC	EA
89	4	PAOZZ	5365-00.752-7633	752763	19207	BUSHING, RUBBER:	BC	EA
89	5	PAOZZ	9390-00.414-7139	8724764	19207	ROD, NONMETALLIC:	BC	EA
89	6	PAOZZ	5935-00-333-9414	7723308	19207	NUT, BUSHING RETAINER:	BC	EA
89	7	PAOZZ	2590-00.695-9076	8338569	19207	SHELL, HEADLIGHT:	BC	EA
89	8	PAOZZ	5310-00-298-8903	8338570	19207	WASHER, FLAT:	BC	EA
89	9	PAOZZ	5940-00-399-6676	8338564	19207	TERMINAL ASSEMBLY:	BC	EA



TA025817

Figure 89. Harness assembly, convenience **receptacle**.

(1) Illustration		(2)	(3)	(4)	(5)	(6)	(7)	(8)
(a) Fig. No.	(b) Item No.	SMR code	National stock No.	Part No.	FSCM	Description Usable On Curie	/ U M	Qty in unit
						GROUP: 07 TRANSMISSION		
						0700 TRANSMISSION ASSEMBLY TRANSMISSION AND RELATED PARTS		
90	1	XBFZZ		11595038	19207	BRACKET:	EA	1
90	2	XBFZZ		11595039	19207	BRACKET:	EA	2
90	3	PAOZZ	4730-00-702.6932	444746	24617	PLUG, PIPE: FILLER AND DRAIN	EA	2
90	4	PAFZZ	2520-00-079-8328	11594853	19207	PAD, STEADY REST: UPPER	EA	1
90	5	PAFZZ	5310-00-637.9541	MS35338 48	96906	WASHER, LOCK: S, CD PLTD, 3/8 IN.	EA	8
90	6	PAFZZ	5305-00-269-3237	MS90727-61	96906	SCREW, CAP, HEXAGON HEAD: S, CD PLTD, 3/8 IN., 24 UNF-2A, 1-1/8 IN. LG	EA	8
90	7	PAFZZ	5365-00-080-6649	11696114	19207	SPACER, PLATE: STEADY REST	EA	2
90	8	XBFZZ		11594855	19207	ANGLE: SUPPORT	EA	1
90	9	PAFZZ	5310-00-982-4908	MS21045-6	96906	NUT, SELF-LOCKING, HEXAGON: S, CD, PLTD 3/8 24 UNF-3B	EA	6
90	10	PAFZZ	5310-00-080-6004	MS27183-14	96906	WASHER, FLAT: S, CD PLTD, 0.406 IN, ID, 0.812 IN. OD. 0.065 IN. THK	EA	10
90	11	XBFZZ		11594857	19207	SUPPORT:	EA	1
90	12	PAFZZ	5305-00-269-3243	MS90727-67	96906	SCREW, CAP, HEXAGON HEAD: S, CD PLTD, 3/8 24 UNF-2A, 2 1/4 IN LG	EA	4
90	13	PAFZZ	5305-00-269-2805	MS90726-62	96906	SCREW, CAP, HEXAGON HEAD: S, CD PLTD, 3/8 24 UNF-2A, 1-1/4 IN. LG	EA	2
90	14	PAFZZ	2520-00-079-8240	11594854	19207	PAD, STEADY REST: LOWER	EA	1
90	15	XBFZZ		11594856	19207	STEADY REST:	EA	1
90	16	PAFDL	2520-00-176.3572	11601560	19207	TRANSMISSION, MECHANICAL:	EA	1
90	17	PAFZZ	5305-00-782-9494	MS90725 114	96906	SCREW, CAP, HEXAGON HEAD: S, CD PLTD, 1/2-13 UNC-2A, 1.3/4 IN. LG	EA	4
90	18	PAFZZ	5310-00-584-5272	MS35338 48	96906	WASHER, LOCK: S, CD PLTD, 1/2 IN.	EA	4



TA025818

Figure 90. Transmission assembly. and related parts.

(I) Illustration		(2)	(3)	(4)	(5)	(6)	(7)	(8)
(a) Fig. No.	(b) Item No.	SMR code	National stoc No.	Part No.	FSCM	Description Usable On Code	U / M	Qty. inc. in unit
						0700 TRANSMISSION GASKETS AND RELATED PARTS		
91	1	PAFZZ	5306-00-893.7708	427559	11862	BOLT, MACHINE: COVER	EA	1
91	2	PAFZZ	5310-00-637-9541	MS35338-46	96906	WASHER, LOCK: S, CD PLTD, 3/8 IN.	EA	8
91	3	PAFZZ	5305.00-269-3237	MS90727-61	96906	SCREW, CAP, HEXAGON HEAD: S, CD PLTD, 3/8-24 UNF-2A, 1-1/8 IN. LG	EA	7
91	4	PAFZZ	5330-00-458-0566	591451	11862	GASKET: COVER, PART OF SET 3941935	EA	1
91	5	PAHZZ	2520.00-028-2685	591672	11862	GASKET: RETAINER, REAR BEARING PART OF SET 3941935	EA	1
91	6	PAHZZ	2520-00-459.8453	3974423	11862	FLANGE, BEARING RETAINER: REAR BEARING	EA	1
91	7	PAFZZ	5305.00-269-3208	MS90725-57	96906	SCREW, CAP, HEXAGON HEAD: S, CD PLTD, 3/8-16 UNC-2A, 5/8 IN. LG	EA	6
91	8	PAFZZ	5310-00-637-9541	MS35338-46	96906	WASHER, OLCK: S, CD PLTD, 3/8 IN.	EA	6
91	9	XBFZZ		3932270	11862	COVER: POWER TAKE-OFF	EA	1
91	10	PAFZZ	5330-00-143-8697	3932271	11862	GASKET: COVER, POWER TAKE-OFF, PART OF SET 3941935	EA	1
91	11	PAHZZ	5330.00-706-6070	371929	11862	GASKET: BEARING RETAINER, CLUTCH GEAR, PART OF SET 3941935	EA	1
91	-	PAHZZ	5330.00-176-1165	3941935	11862	GASKET SET: COMPOSED OF	EA	1
91	4					GASKET: COVER	EA	1
91	5					GASKET: RETAINER, REAR BEARING	EA	1
91	10					GASKET: COVER, POWER TAKE-OFF	EA	1
91	11					GASKET: BEARING RETAINER, CLUTCH GEAR	EA	1
92	10					SEAL: REAR BEARING, MAIN SHAFT	EA	1
92	20					SEAL: BEARING, CLUTCH GEAR	EA	1
98	8					SEAL ASSEMBLY: INNER SHIFTER	EA	4

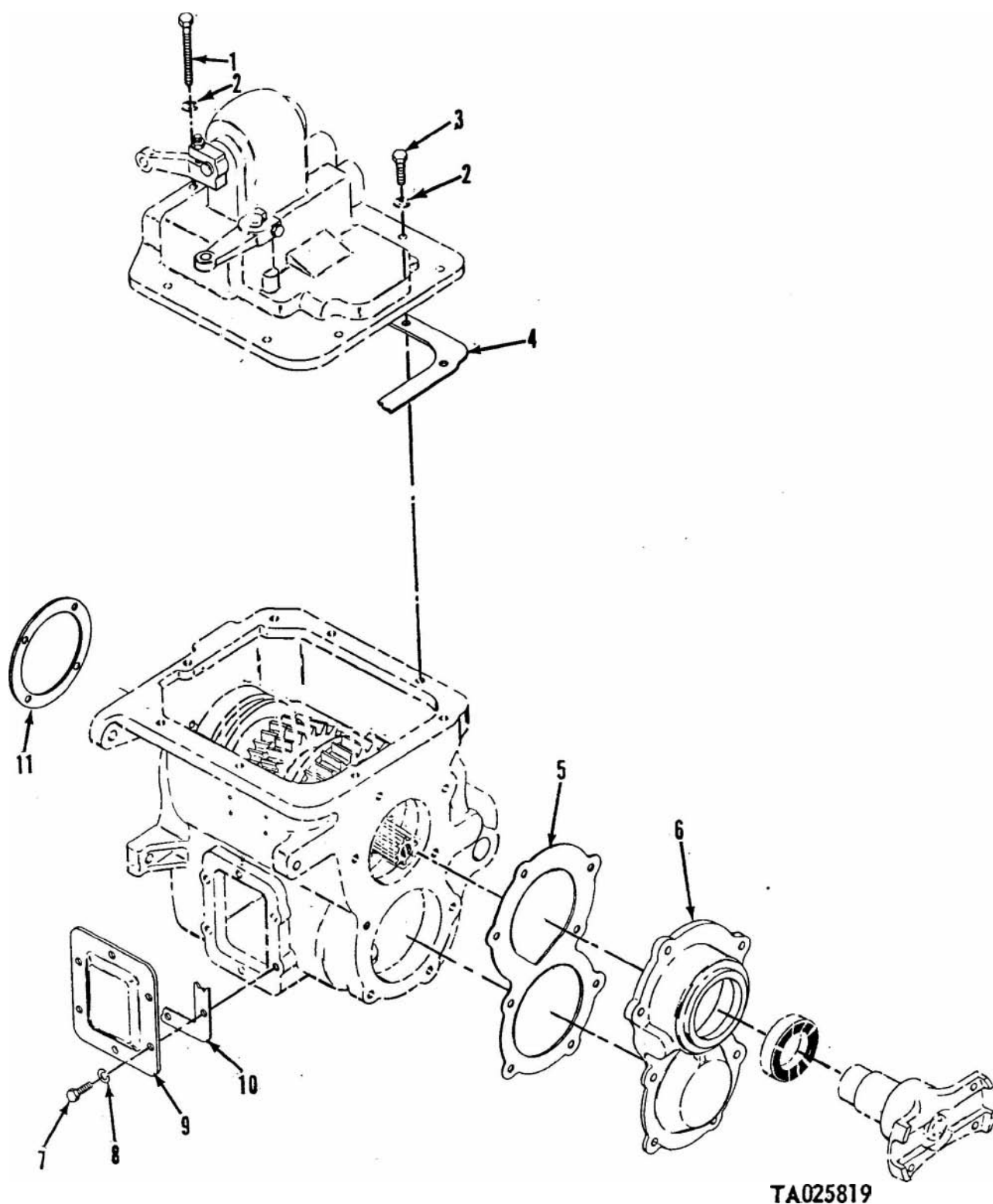


Figure 91. Transmission gaskets and related parts.

(1) Illustration		(2)	(3)	(4) Part No.	(5) FSCM	(6) Description Usable On Code	(7) U / M	(8) Qty. inc. in unit
(a) Fig. No.	(b) Item No.	SMR code	National No.					
						0701 TRANSMISSION IDLER, SHAFT AND RELATED PARTS		
92	1	PAHZZ	2520-00-079-8325	3837338	11862	GEAR ASSEMBLY: REVERSE IDLER	EA	1
92	2	PAHZZ	3120.00-079-1982	3837342	11862	BUSHING: IDLER GEAR, REVERSE	EA	2
92	3	XAHZZ		3837340	11862	GEAR, IDLER: REVERSE	EA	1
92	4	PAHZZ	2520.00-079-8327	3837336	11862	SHAFT: REVERSE IDLER	EA	1
92	5	PAHZZ	5310.00-447-3196	590832	11862	PIN LOCK: SHAFT, REVERSE IDLER	EA	1
92	6	PAHZZ	3110.00-991-2425	907241	24617	BEARING: REAR, MAIN SHAFT	EA	1
92	7	PAHZZ	2520-00-081-5192	2830060	11862	RING: REAR BEARING, MAIN SHAFT	EA	1
92	8	PAHZZ	2520-00-705-3094	591959	11862	RETAINER: BEARING, COUNTER GEAR	EA	1
92	9	XAHZZ		591960	11862	LOCATING RING: REAR BEARING, COUNTERSHAFT	EA	1
92	10	PAHZZ	5330-00-460-2578	3932288	11862	SEAL: REAR BEARING, MAIN SHAFT, PART OF SET 3941935	EA	1
92	11	PAFZZ	2520.00-176-3355	3932284	11862	FLANGE: U-JOINT, FRONT	EA	1
92	12	PAFZZ	2520.00-536-9770	591472	11862	WASHER: U-JOINT	EA	1
92	13	PAFZZ	5310.00-834-7606	MS35340-48	96906	WASHER, LOCK: S, CD PLTD, 1/2 IN.	EA	1
92	14	PAFZZ	5305.00-719-5221	MS90727 113	96906	SCREW, CAP, HEXAGON HEAD: S, CD PLTD, 1/2-20 UNF- 2A, 1-1/2 IN. LG.	EA	1
92	15	PAHZZ	3110.00-991-2426	907270	11862	BEARING, BALL, ANNULAR: COUNTER GEAR, REAR	EA	1
92	16	PAHZZ	2520.00-081-9257	591652	11862	DEFLECTOR, OIL: COUNTER GEAR, REAR	EA	1
92	17	XAHFH		3837332	11862	CASE: NHA 11601560	EA	1
92	18	PAHZZ	3110.00-902-1688	M24141XOH	60380	BEARING, ROLLER, NEEDLE: COUNTER GEAR	EA	1
92	19	PAHZZ	2520.00-081-5194	2830051	11862	RING, BEARING LOCATER: COUNTER GEAR, REAR	EA	1
92	20	PAHZZ	5330.00-460-2577	3932286	11862	SEAL: BEARING, CLUTCH GEAR, PART OF SET 3941935	EA	1
92	21	PAHZZ	3020.00-403-0017	3761932	11862	RETAINER, BEARING, CLUTCH GEAR	EA	1
92	22	PAHZZ	5310.00-514-6674	MS35335-34	96906	WASHER, LOCK: S, CD PLTD, 5/16 IN.	EA	4
92	23	PAHZZ	5306.00-225-8497	MS90725-32	96906	SCREW, CAP, HEXAGON HEAD: S, CD PLTD, 5/16-18 UNC- 2A, 3/4 IN. LG	EA	4
92	24	PAHZZ	3110-00-198-2916	7450010	11862	ROLLER, BEARING: PILOT MAINSHAFT	EA	18
92	25	PAHZZ	5340.00-310-4536	591443	24617	RETAINER: BEARING, MAINSHAFT	EA	1

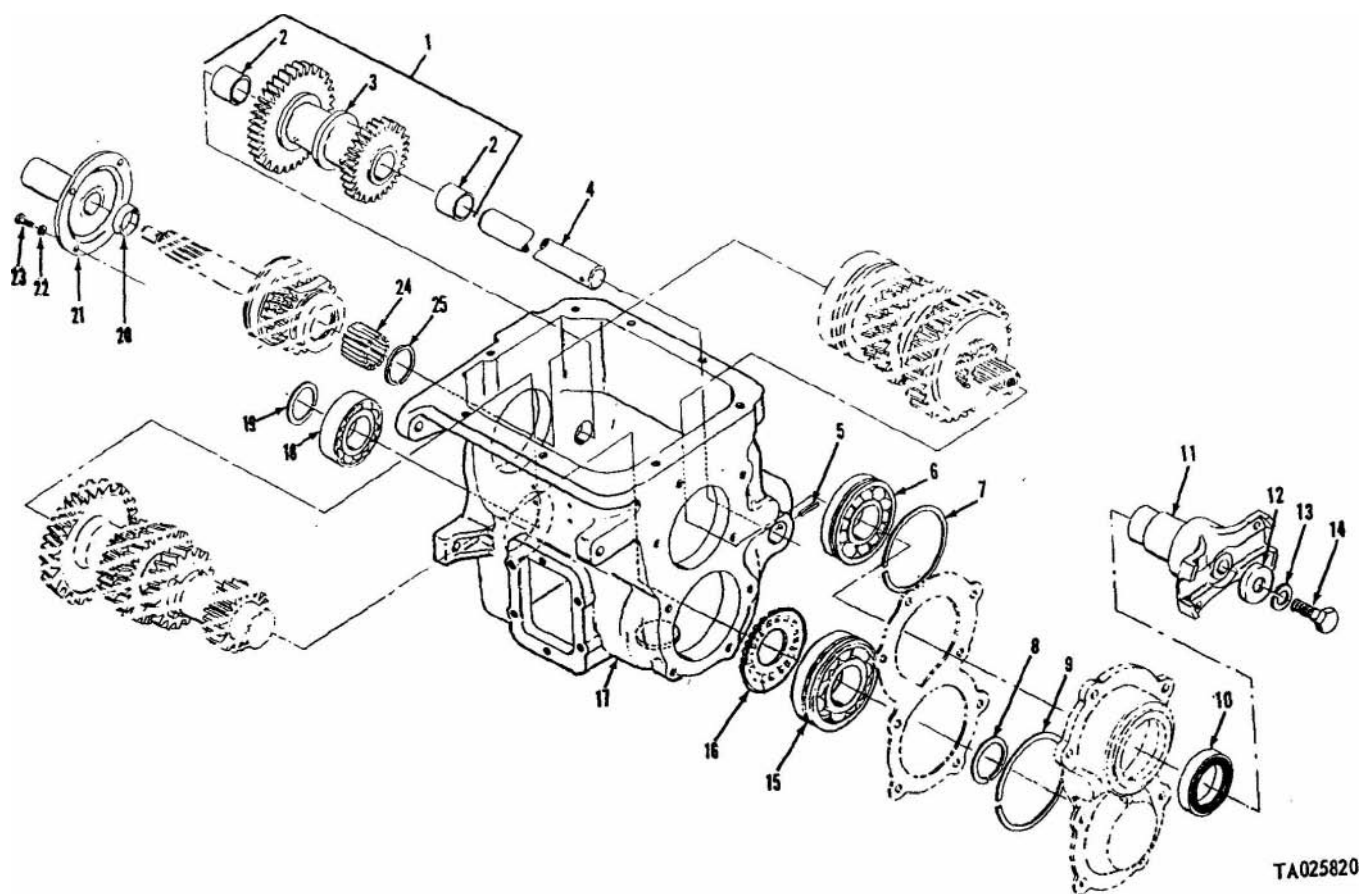


Figure 92. Transmission idler and related parts.

(1) Illustration		(2)	(3)	(4)	(5)	(6)	(7)	(8)
Fig. No.	(b) Item No.	SMR code	National stock No.	Part No.	FSCM	Description Usable On Code	U / M	inc. in unit
0701 TRANSMISSION MAIN SHAFT ASSEMBLY								
93	1	PAHZZ	2520-00-765-3031	3875926	11862	CONE: CLUTCH GEAR	EA	2
93	2	PAHZZ	5315-00-998.6492	3740377	11862	KEY: CLUTCH GEAR	EA	3
93	3	PAHZZ	5365-00-310.4545	591914	24617	SPRING: CLUTCH KEY	EA	2
93	4	PAHZZ	2520-00-028-2674	591436	11862	SPACER, BEARING:	EA	1
93	5	PAHZZ	2520-00-080-6640	5703733	19207	RING SET: CLUTCH, HUB RETAINER, COMPOSED OF	EA	V
93	5	KFHZZ		591431	11862	RING, RETAINING: 0.083 THK	EA	1
93	5	PAHZZ	2520-00-310-4534	591432	11862	RING, RETAINING: 0.087 THK	EA	1
93	5	KFHZZ		591433	11862	RING, RETAINING: 0.091 THK	EA	1
93	5	PAHZZ	5365-00-705-3092	591434	11862	RING, RETAINING: 0.095 THK	EA	1
93	6	PAHZZ	2520-00-848.2221	5787250	11862	HUB: CLUTCH, THIRD AND FOURTH SPEED	EA	1
93	7	PAHZZ	2520-00-073.0424	3787249	24617	CLUTCH: THIRD AND FOURTH SPEED	EA	1
93	8	PAHZZ	2520-00-079-8323	3830560	11862	GEAR: THIRD SPEED	EA	1
93	9	PAHZZ	3120-00-182-7958	3938914	11862	BUSHING, SLEEVE: GEAR, THIRD SPEED	EA	1
93	10	PAHZZ	3120-00-870-7247	3775726	24617	WASHER, THRUST: GEAR, SECOND SPEED	EA	1
93	11	PAHZZ	2520-00-081.5196	3841523	19207	GEAR, ASSEMBLY : SECOND SPEED	EA	1
93	12	XAHZZ		3841524	11862	GEAR: SECOND SPEED	EA	1
93	13	XAHZZ		591485	11862	BUSHING: GEAR, SECOND SPEED	EA	1
93	14	PAHZZ	5360-00-176-0650	3841525	11862	SPRING: ENERGIZER	EA	2
93	15	PAHZZ	5315-00-103-2957	3841526	11862	PIN: SPRING ENERGIZER	EA	4
93	16	PAHZZ	2520-00-388-4019	3905428	11862	SHAFT: MAIN	EA	1
93	17	PAHZZ	2520-00-891.6699	3688584	11862	GEAR ASSEMBLY: FIRST AND REVERSE	EA	1
93	18	XAHZZ		3895764	11862	GEAR, SLIDING: FIRST AND REVERSE	EA	1
93	19	PAHZZ	2520-00-718-4026	591955	24617	STRIP, RING, COMPRESSION: GEAR, FIRST AND REVERSE	EA	2
93	20	PAHZZ	3020-00-134-8088	3895761	11862	RING, GEAR, FRICTION: FIRST AND REVERSE	EA	2
93	21	PAHZZ	5365-00-844-2540	3846488	11862	RING, RETAINING: GEAR, SECOND SPEED	EA	1
93	22	PAHZZ	5365-00-081.5111	3846489	11862	RING, RETAINING: GEAR, SECOND SPEED	EA	1

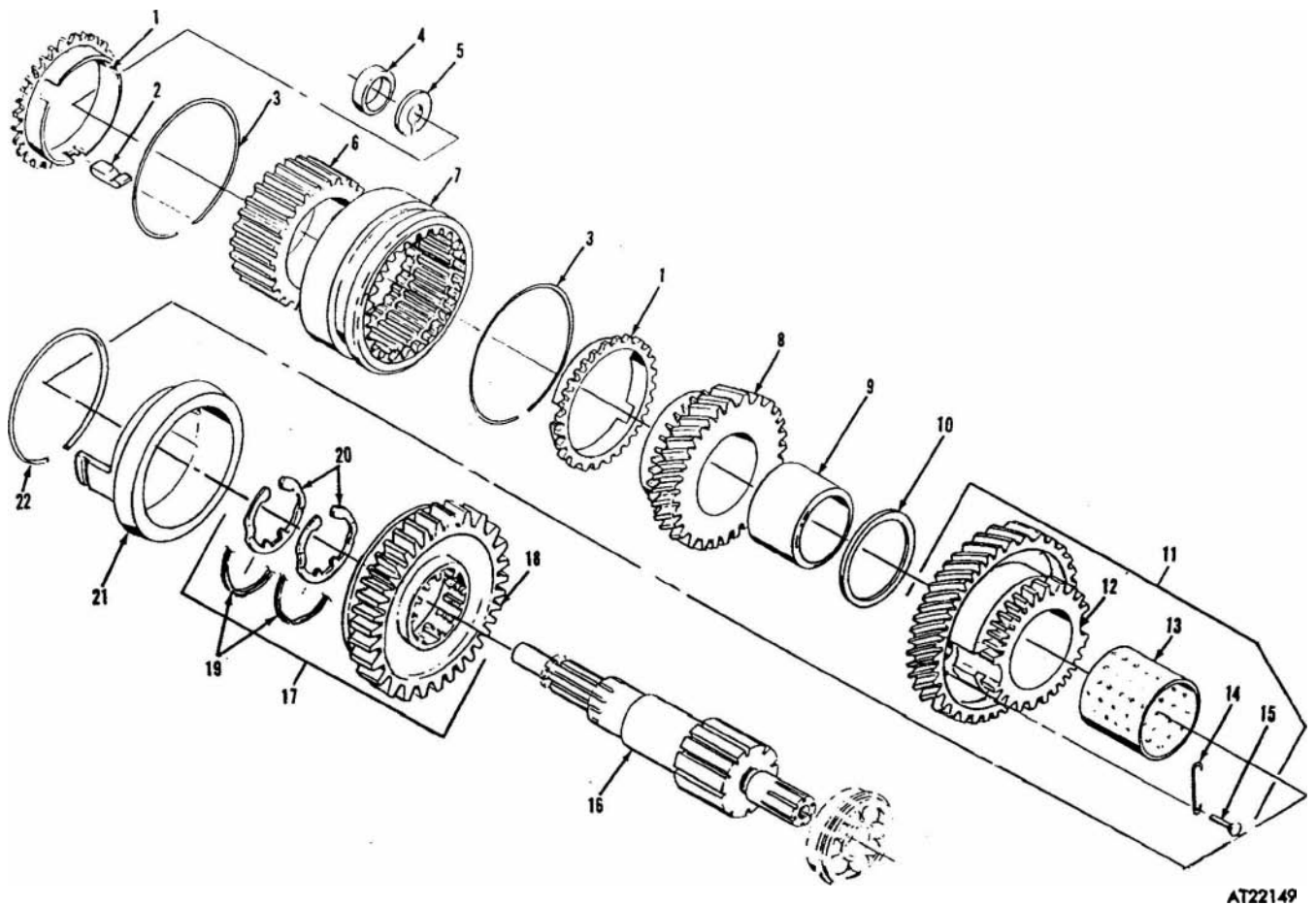
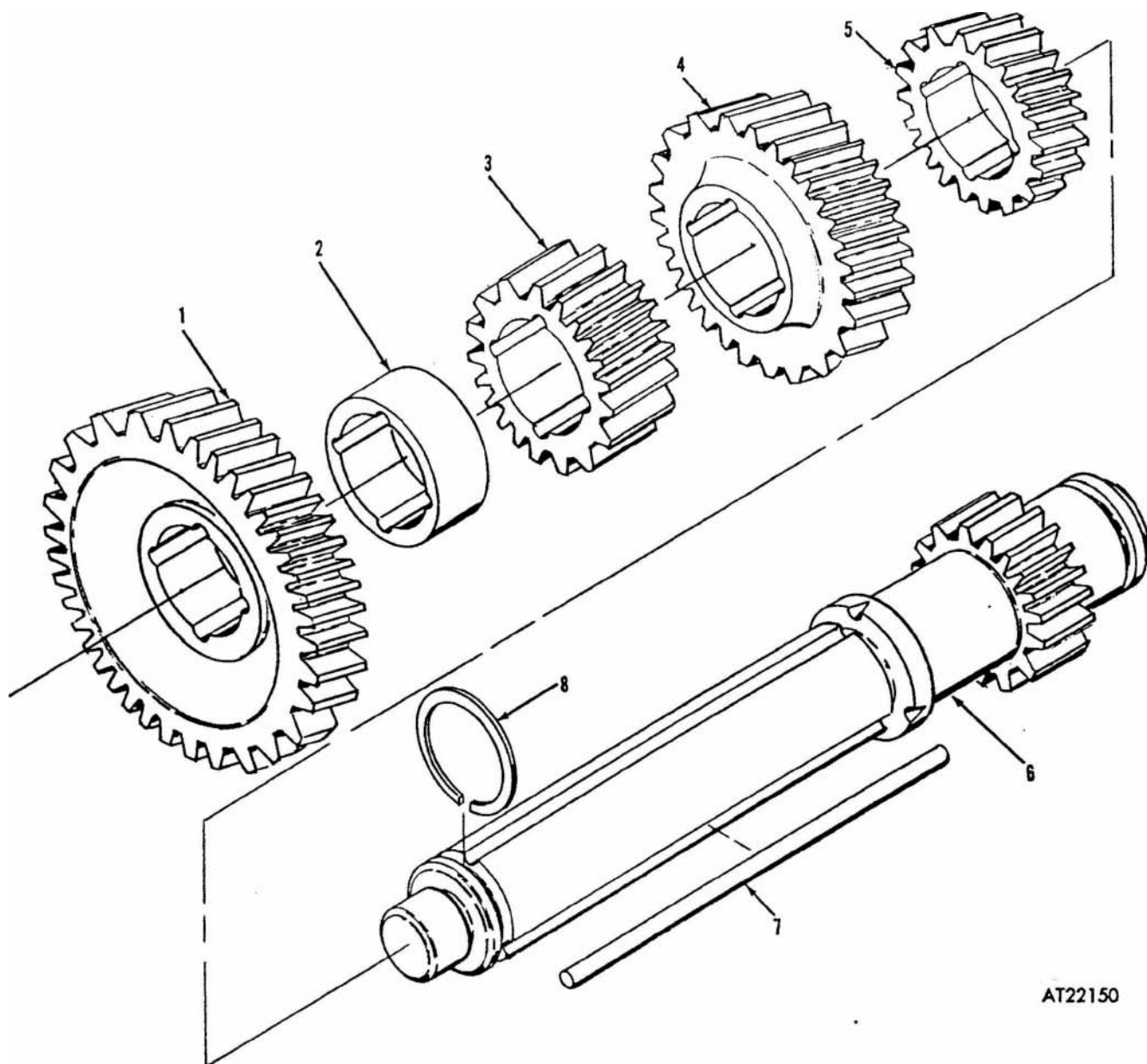


Figure 93. Transmission main shaft assembly.

(1) illustration		(2)	(3)	(4)	(5)	(6)	(7)	(8)
(a) Fig. No.	(b) Item No.	SAM code	National stock No.	Part No.	FSCM	Description Usable On Code	U / M	Qty inc. in unit
						0701 TRANSMISSION COUNTERSHAFT ASSEMBLY		
94	1	PAHZZ	2520-00-028-2673	591399	24617	GEAR:	EA	1
94	2	PAHZZ	5365-00-176-0666	590506	11862	SPACER: COUNTERSHAFT, REVERSE	EA	1
94	3	PAHZZ	3020-00-134-8087	3841522	11862	COUNTERGEAR: REVERSE	EA	1
94	4	PAHZZ	2520-00-028-2671	591396	11862	GEAR: THIRD SPEED	EA	1
94	5	PAHZZ	2520-00-028-2670	591395	11862	GEAR: SECOND SPEED	EA	1
94	6	PAHZZ	2520-00-679-0940	3119441	24617	GEAR: FIRST SPEED	EA	1
94	7	PAIIZZ	5315-00-310-4530	591394	11862	PIN, STRAIGHT, HEADLESS: COUNTERSHAFT	EA	4
94	8	PAHZZ	2520-00-080-6639	5703734	19207	RING SET: RETAINER, COUNTERSHAFT COMPOSED OF	EA	1
94	8	PAHZZ	2520-00-310-4531	591401	11862	RING, RETAINER:	EA	1
94	8	PAHZZ	2520-00-705-3088	591402	11862	RING, RETAINER:	EA	1
94	8	KFHZZ		591403	11862	RING, RETAINER:	EA	1

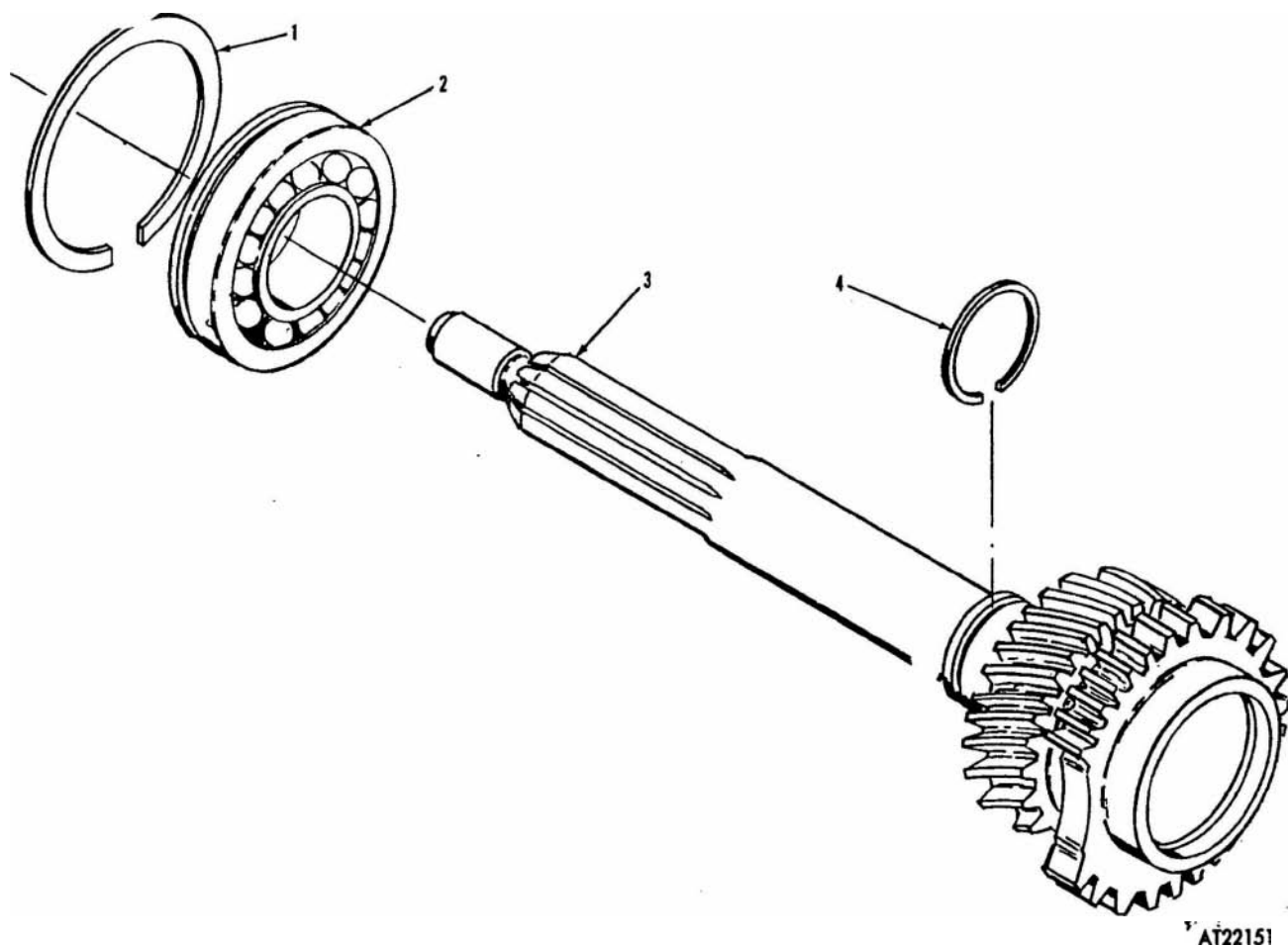
TM 9-2320-242-34P



AT22150

Figure 94. Transmission countershaft assembly.

(1) Illustration		(2)	(3)	(4)	(5)	(6)	(7)	(8)
(a) Fig. No.	(b) Item No.	SMR code	National stock No.	Part No.	FSCM	Description Usable On Code	U / M	Qty inc. F unit
						0701 TRANSMISSION CLUTCH GEAR ASSEMBLY		
95	1	PAHZZ	2520-00-679-1009	591405	11862	RING, RETAINER: BEARING	EA	1
95	2	PAHZZ	3110-00-106-4426	907274	11862	BEARING, BALL: GEAR	EA	1
95	3	PAHZZ	2520-00-081-5112	3787253	11862	GEAR ASSEMBLY: CLUTCH	EA	1
95	4	PAHZZ	2520-00-870-7213	3741054	11862	RETAINER: BEARING	EA	1

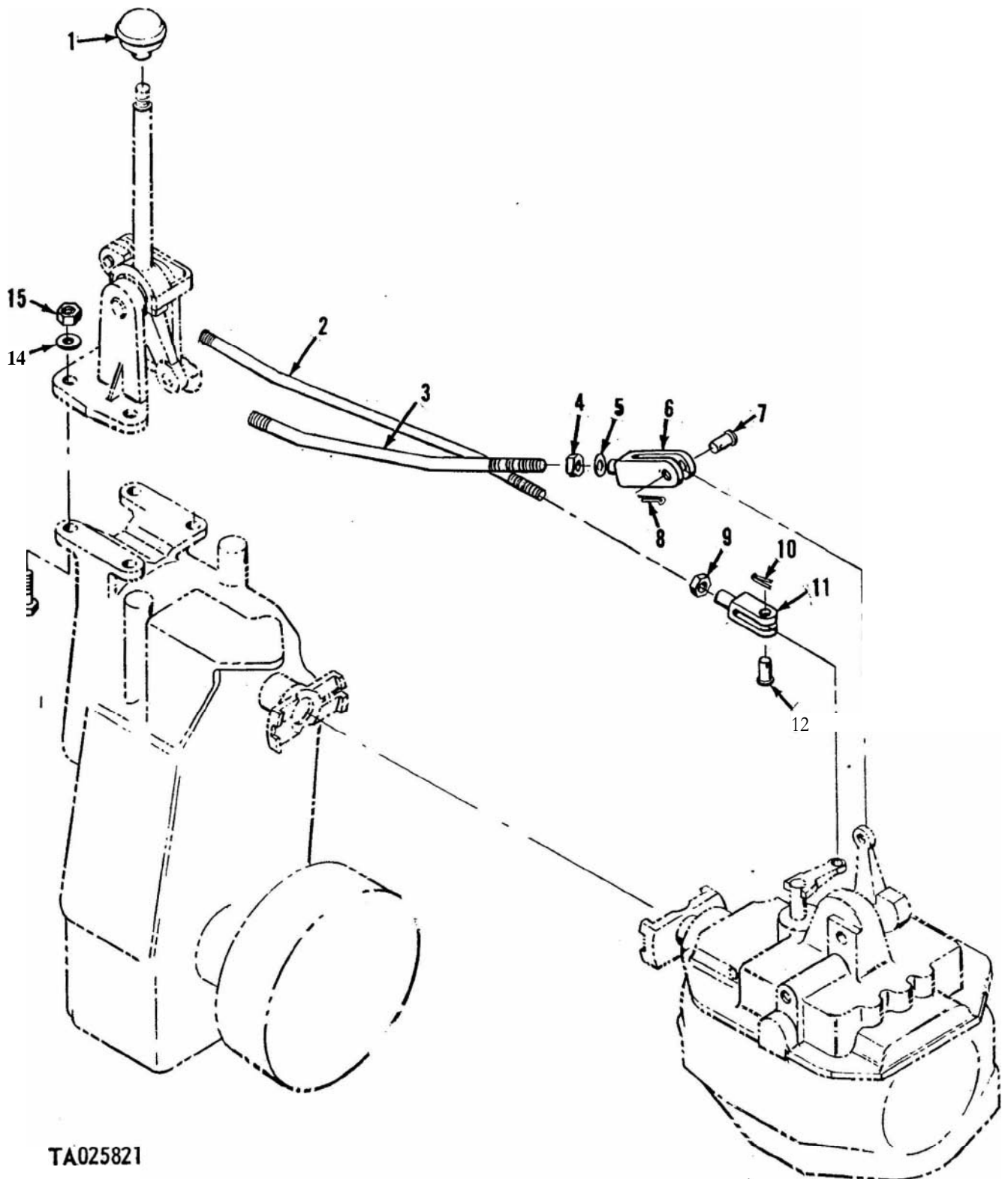


AT22151

Figure 95. Transmission clutch gear assembly.

(1) Illustration		(2)	(3)	(4)	(5)	(6)	(7)	(8)
(a) Fig. No.	(b) Item No.	SMR code	National stock No.	Part No.	FSCM	Description Usable On Code	U / M	Qty. MC. in unit
						0704 TRANSMISSION SHIFT CONTROL RODS AND RELATED PARTS		
96	1	PAOZZ	5355-00-423-1657	1843765	24617	KNOB: LEVER	EA	1
96	2	XBOZZ		11695091	19207	ROD:	EA	1
96	3	XBOZZ		11595090	19207	ROD:	EA	1
96	4	PAOZZ	5310-00-891-1733	MS35691-38	96906	NUT, PLAIN, HEXAGON: S, CD PLTD, 1/2-20 UNF-2H	EA	2
96	5	PAOZZ	5310-00-809-5998	MS27183-18	96906	WASHER, FLAT: S, CD PLTD, 0.531 IN. ID, 1.062 IN. OD, 0.095 IN, THK	EA	2
96	6	PAOZZ	5340.00-550-8070	MS35812-6	96906	CLEVIS, ROD END: S, ZINK COATED, 1/2-20 UNF-2B, 4.19 IN. LG	EA	2
96	7	PAOZZ	5315-00-070-3027	MS20392-7C41	96906	PIN, STRAIGHT, HEADED: S, CD PLTD, 1/2 IN OD, 1.281 IN. LG	EA	2
96	8	PAOZZ	5315.00-816-1794	MS24665-285	96906	PIN, COTTER: S, CD PLTD, 8/32 IN. OD, 1 IN. LG	EA	2
96	9	PAOZZ	5310-00.891-1751	MS35691-22	96906	NUT, PLAIN, HEXAGON: S, CD PLTD, 3/8.24 UNF-2H	EA	2
96	10	PAOZZ	5315.00-775-3911	7753911	19207	PIN, LOCK: SELECTOR ROD	EA	2
96	11	PAOZZ	5340.00-985-0823	MS35812-4	96906	CLEVIS, ROD END: S, ZINC COATED, 3/8-24 UNF-2B, 2-1/2 IN. LG	EA	2
96	12	PAOZZ	5315.00-825-8353	MS20392-5C29	96906	PIN, STRAIGHT, HEADED: S, CD PLTD, 1/8 IN. OD, 1.156 IN. LG	EA	2
96	13	PAOZZ	5305.00-709-8539	MS90727-89	96906	SCREW, CAP, HEXAGON HEAD: S, CD PLTD, 7/16-20 UNF- 2A, 1-1/2 IN. LG	EA	4
96	14	PAOZZ	5310-00.209-0965	MS35338-47	96906	WASHER, LOCK: S, CD PLTD, 7/16 IN.	EA	4
96	15	PAOZZ	5310-00-926-5916	MS51968-12	96906	NUT, PLAIN, HEXAGON: S, CD PLTD, 7/16-20 UNF-2H	EA	4

TM 9-2320-242-34P

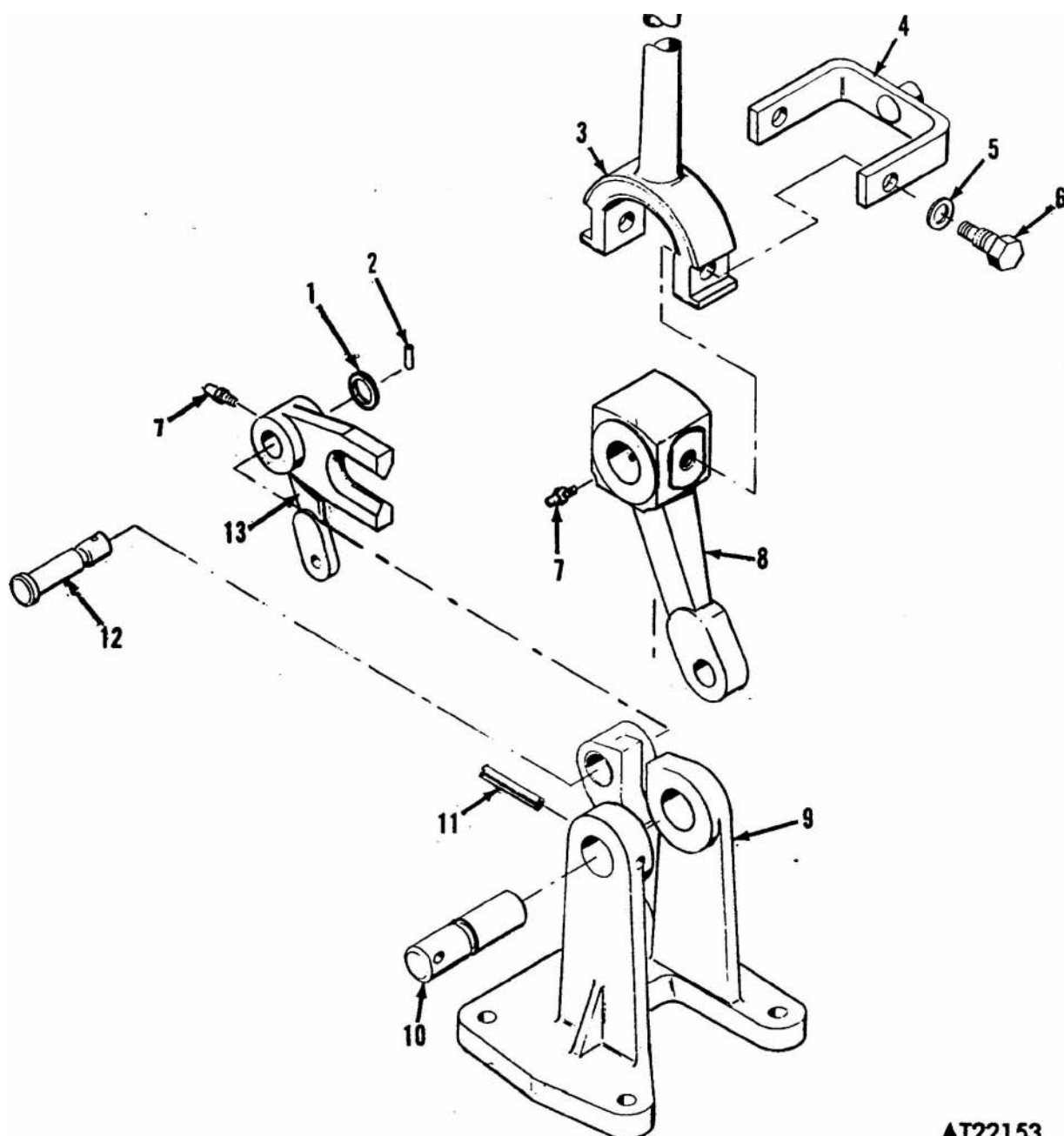


TA025821

Figure 96. Shift control rods and related parts.

(1) Illustration		(2)	(3)	(4)	(5)	(6)	(7)	(8)
(a) Fig. No.	(b) Item No.	SMR code	National stock No.	Part No.	FSCM	Description Usable On Code	U / M	Qty Inc. in unit
						0704 SHIFT CONTROL ASSEMBLY AND RELATED PARTS		
97	1	PAOZZ	5310-00-809-5998	MS27183-18	96906	WASHER, FLAT: S, CD PLTD, 0.531 IN. ID, 1.062 IN. OD, 0.095 IN. THK	EA	1
97	2	PAOZZ	5315-00-059-0158	MS24665-212	96906	PIN, COTTER: S, CD PLTD, 5/64 IN. OD, 1 IN. LG	EA	1
97	3	PAOZZ	2520-00-880-4351	11594947	19207	LEVER, MANUAL CONTROL:	EA	1
97	4	PAOZZ	2520.00-880-4352	11594939	19207	YOKE ASSEMBLY:	EA	1
97	5	PAOZZ	5310-00.959-4675	MS35340-46	96906	WASHER, LOCK: S, CD PLTD, 3/8 IN.	EA	2
97	6	PAOZZ	5305-00-086-7231	11594940	19207	SET SCREW: YOKE	EA	2
97	7	PAOZZ	4730-00-050-4203	MS15001-1	96906	FITTING, LUBRICATION: S, CD PLTD, 1/4-28 UNS-2A	EA	2
97	8	PAOZZ	2520-00-080-6669	11594948	19207	LEVER ASSEMBLY:	EA	1
97	9	XBOZZ		11594949	19207	BRACKET, CONTROL ASSEMBLY:	EA	1
97	10	PAOZZ	5315.00-080-0047	11594943	19207	PIN, GROOVED, HEADLESS: LEVER	EA	1
97	11	PAOZZ	5315-00-836-9631	MS16562-58	96906	PIN, SPRING: S, CD PLTD, 7/32 IN. OD, 1-1/2 IN. LG	EA	1
97	12	PAOZZ	5315-00-226-3421	11694942	19207	PIN, GROOVED, HEADED: YOKE	EA	1
97	13	PAOZZ	2520-00-080-6671	11594944	19207	LEVER: TRANSFER CASE	EA	1

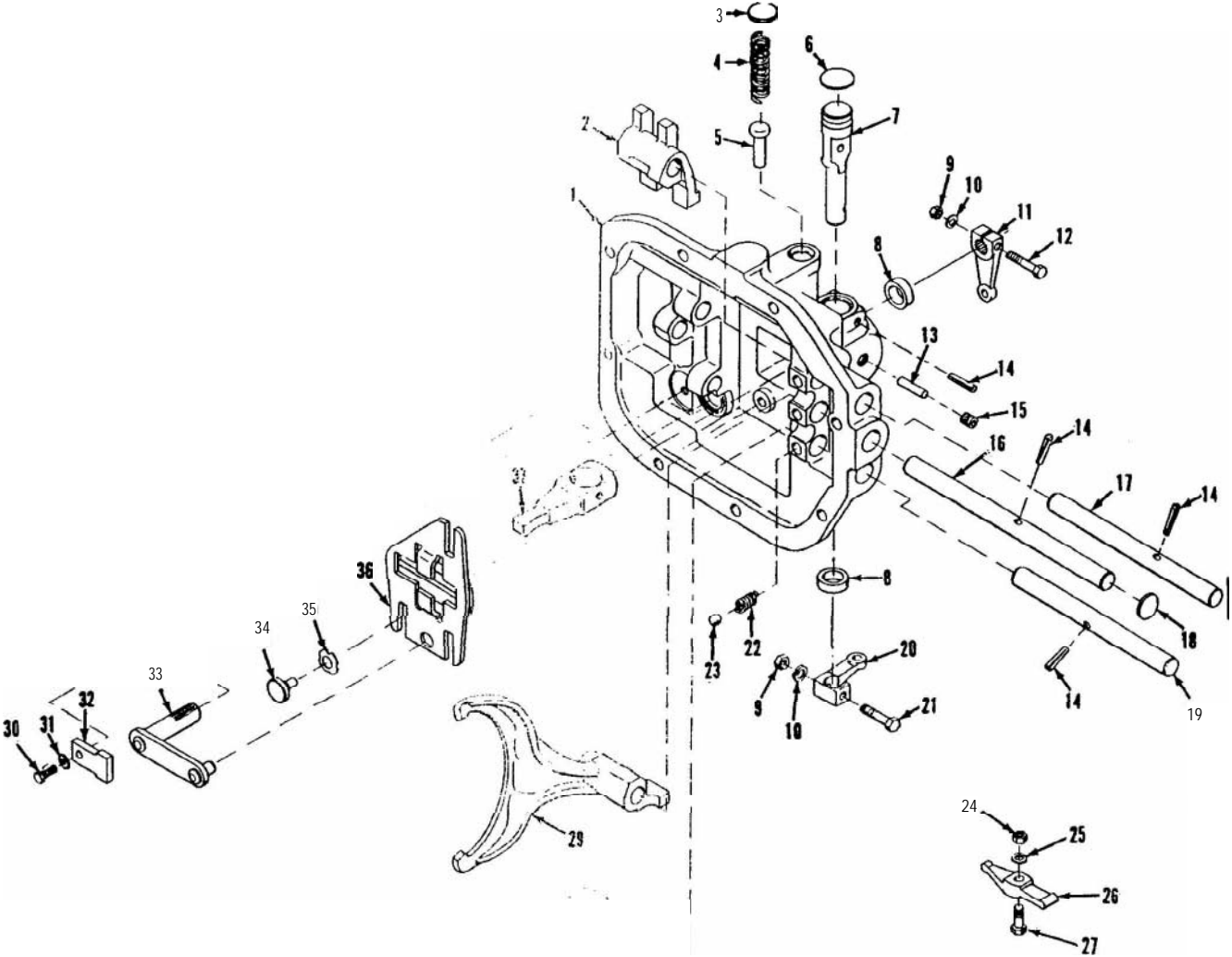
9 2020



AT22153

Figure 97. Shift control assembly and related parts.

(1) Illustration		(2)	(3)	(4)	(5)	(6)	(7)	(8)
(a) Fig. No.	(b) Item No.	SMR code	National stock No.	Part No.	FSCM	Description Usable On Code	U (M	Q ty. inc in unit
98	1	XAFZZ		3932282	11862	0704 TRANSMISSION COVER AND RELATED PARTS	EA	1
98	2	PAFZZ	2520-00-458-0572	591905	11862	COVER: NHA 11601560	EA	1
98	3	PAFZZ	5340-00-050-1593	MS35648-5	96906	HEAD: REVERSE SHIFTER	EA	1
98	4	PAFZZ	5340-00-998-6489	3820928	11862	PLUG, EXPANSION: S, 3/4 IN. DIA	EA	1
98	5	PAFZZ	5315-00-886-6713	591581	11862	SPRING, SPECIAL: REVERSE SHIFTER	EA	1
98	6	PAFZZ	5340-00.328-4504	3783A	28265	PIN, STRAIGHT, HEADED: REVERSE SHAFT	EA	1
98	7	PAFZZ	2520-00-235-4357	3856454	11862	PLUG, EXPANISON:	EA	1
98	8	KFFZZ		3932283	11862	SHAFT: SHIFTER LEVER	EA	1
98	9	PAFZZ	5310-00-785-1762	MS51968 9	96906	SEAL ASSEMBLY: PART OF SET 3941935	EA	4
98	10	PAFZZ	5310-00-637-9541	MS35338-46	96906	NUT, PLAIN, HEXAGON: S, CD PLTD, 3/8-24 UNF-2B	EA	2
98	11	PAFZZ	2520.00-808-7608	11594945	19207	WASHER, LOCK: S, CD PLTD, 3/8 IN.	EA	2
98	12	PAFZZ	5305-00-269-3241	MS90727 65	96906	LEVER, REMOTE CONTROL:	EA	1
						SCREW, CAP, HEXAGON HEAD: S, CD PLTD, 3/8-24 UNF-2A, 1-3/4 IN. LG	EA	1
98	13	PAFZZ	5315.00-844-5835	MS16562 64	96906	PIN, SPRING: S, CD PLTD, 0.250 NOM SIZE, 1 IN. LG	EA	1
98	14	PAFZZ	5315-00-899-7682	MS35671-37	96906	PIN, GROOVED HEADLESS: S, CD PLTD, 3/16 IN. 0.198 OD, 1 IN. LG	EA	4
98	15	PAFZZ	4730-00-018-9566	444687	11862	PLUG, PIPE:	EA	1
98	16	PAFZZ	2520-00-081.5108	591584	11862	SHAFT: SHIFTER	EA	1
98	17	PAFZZ	2520-00-449-7337	3974424	11862	SHAFT: SHIFTER, REVERSE	EA	1
98	18	PAFZZ	5340-00-050-1594	105602	24617	PLUG, EXPANSION: COVER	EA	3
98	19	PAFZZ	2520-00-081-5105	3787259	11862	SHAFT: SHIFTER, THIRD AND FOURTH	EA	1
98	20	PAFZZ	2520-00-808-7613	11594946	19207	LEVER, REMOTE CONTROL:	EA	1
98	21	PAFZZ	5305-00-269-3243	MS90727-67	96906	SCREW, CAP, HEXAGON HEAD: S, CD PLTD, 3/8-24 UNF-2A, 2-1/4 IN. LG	EA	1
98	22	PAFZZ	5340.00-528-1402	551946	11862	SPRING: SPEED SHIFT	EA	3
98	23	PAFZZ	3110-00-100-6155	MS19059-53	96906	BALL, BEARING: CHROME ALLOY STEEL, GRADE 25, 0.375 IN. DIA	EA	3
98	24	XDFZZ		591951	11862	NUT, SLOTTED, HEXAGON: LEVER, REVERSE SHIFTER	EA	1
98	25	XDFZZ		591952	11862	LOCK, SPRING: LEVER, REVERSE SHIFTER	EA	1
98	26	PAFZZ	2520-00-081-5104	3704888	11862	LEVER: REVERSE SHIFTER	EA	1
98	27	XDFZZ		591950	11862	ECCENTRIC: LEVER, REVERSE SHIFTER	EA	1
98	28	PAFZZ	2520-00-081-5106	3787258	11862	YOKE: SHAFT, THIRD AND FOURTH SHIFTER	EA	1
98	29	PAFZZ	2520-00-495-4436	591583	24617	YOKE: FIRST AND SECOND SHIFTER	EA	1
98	30	PAFZZ	5305-00-068-0501	MS90725-5	96906	SCREW, CAP, HEXAGON HEAD: S, CD PLTD, 1/4 20 UNC. 2A, 5/8 IN. LG	EA	1
98	31	PAFZZ	5310-00-582-5965	MS35338-44	96906	WASHER, LOCK: S, CD PLTD, 1/4 IN.	EA	1
98	32	PAFZZ	2520-00.235-4775	3767216	11862	SUPPORT: LOCK, SELECTOR LEVER	EA	1
98	33	PAFZZ	2520-00-235-4772	3767206	11862	SELECTOR LEVER ASSEMBLY:	EA	1
98	34	PAFZZ	2520-00-854-4832	3845117	24617	PIN: SHIFT INTERLOCK	EA	3
98	35	PAFZZ	2520.00-854-4873	3845118	24617	WASHER: SHIFT INTERLOCK	EA	3
98	36	PAFZZ	2520-00-176-3354	3767203	11862	INTERLOCK: SHIFTER	EA	1
98	37	PAFZZ	2520.00-235-4773	3856453	11862	LEVER: INNER SHIFTER	EA	1



4 -28

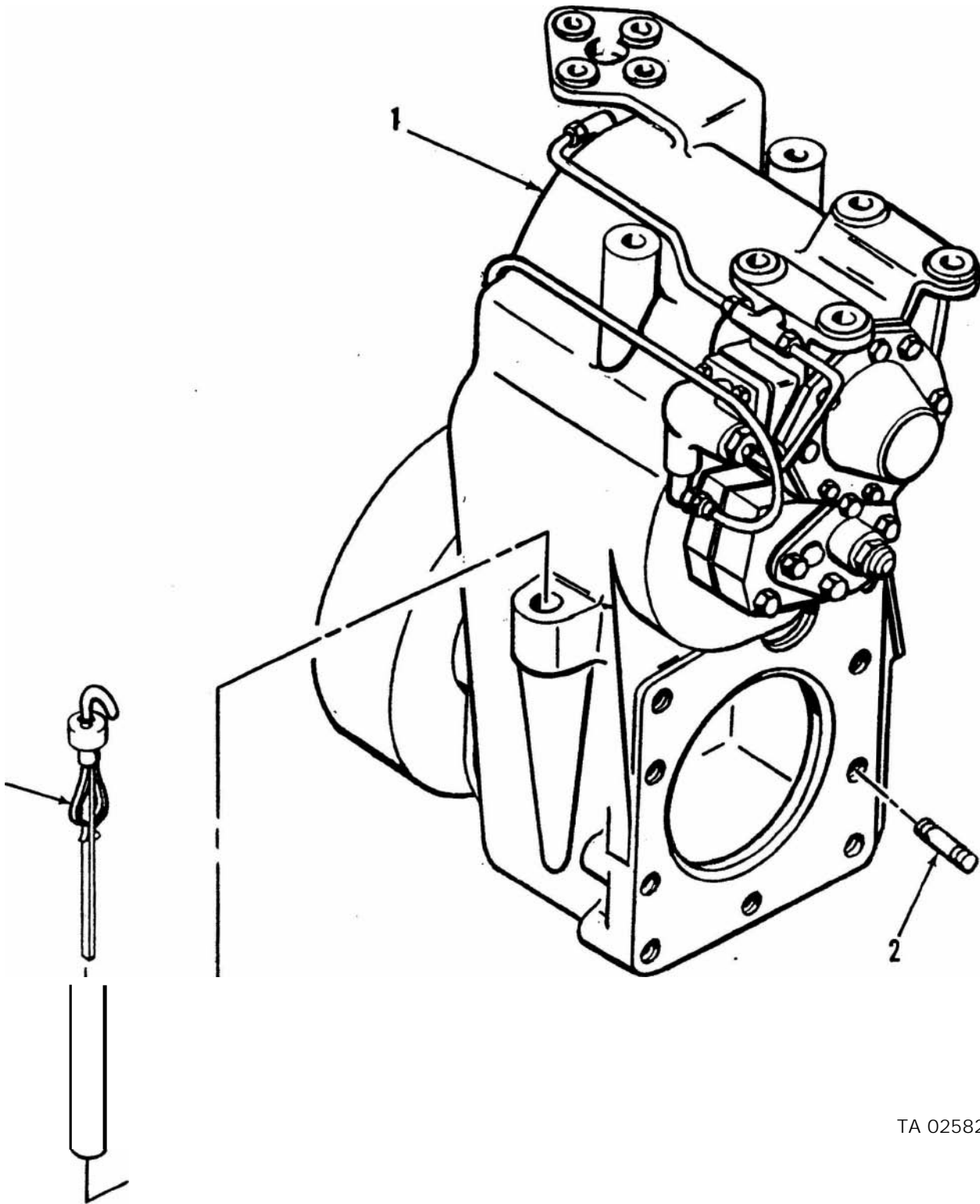
TA 025 822

Figure 98. *Transmission tank cover* and related parts.

(1) Illustration		(2)	(3)	(4)	(5)	(6)	(7)	(8)
(a) Fig. No.	(b) Item No.	SMR code	National stock No.	Part No.	FSCM	Description Usable On Code	U / M	Qty inc. in unit
						GROUP: 08 TRANSFER		
						0801 POWER TRANSFER ASSEMBLY TRANSFER TRANSMISSION AND RELATED PARTS		
99	1	PAFDL	2520-00-880.4100	11594678	19207	TRANSFER, TRANSMISSION, ASSEMBLY: POWER TRAIN	EA	
99	2	PAFZZ	5307-00-079-2263	11601230	19207	STUD, PLAIN:	EA	9
99	3	XBFZZ		11602115	19207	TUBE:	EA	1
99	4	PAOZZ	6680-00-421-1578	11602114	19207	GAGE ROD, LIQUID LEVEL:	EA	1

O

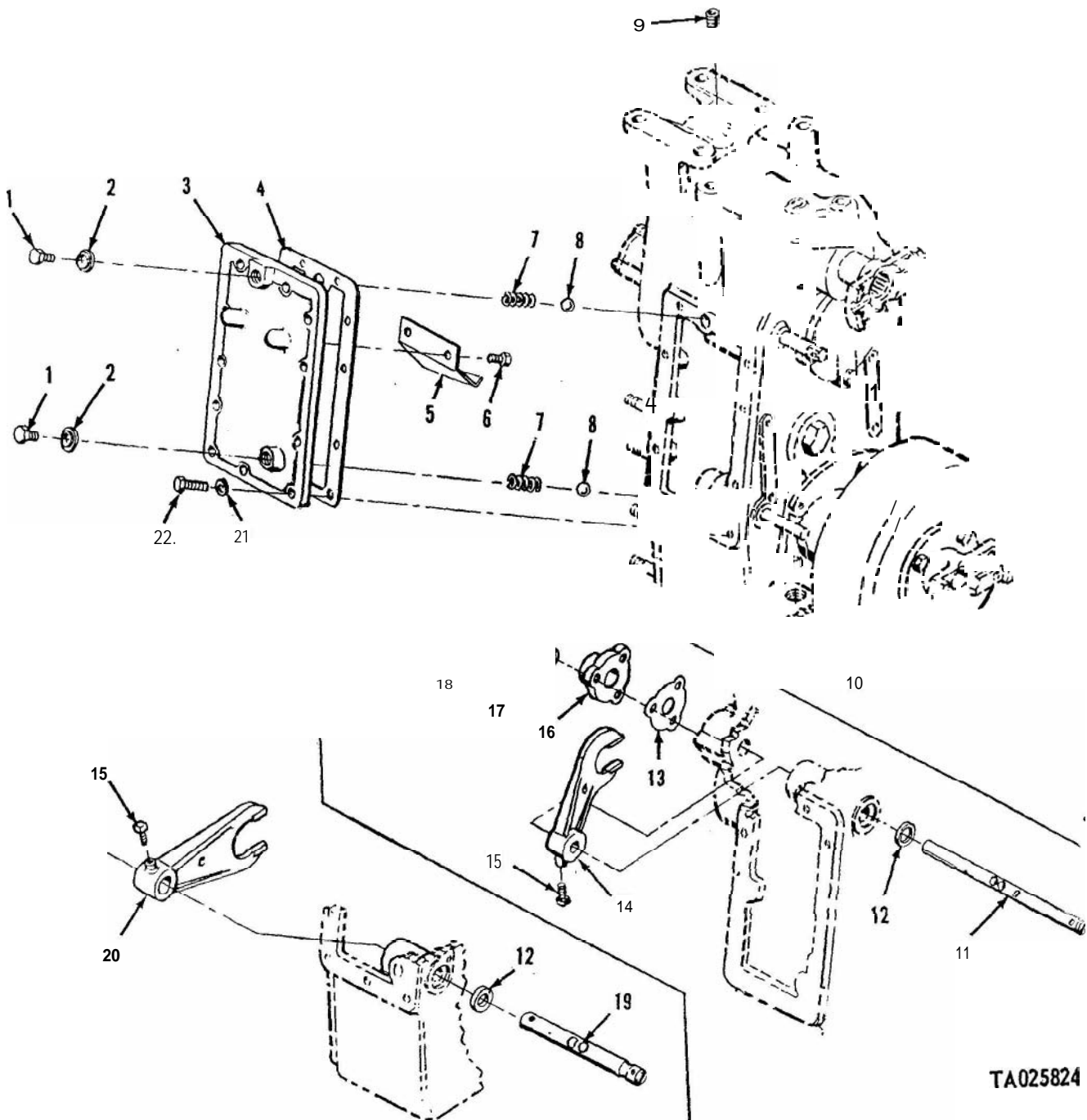
O



TA 025823

Figure 99. Transfer and related parts.

(1) Illustration		(2)	(3)	(4t)	(5)	(6)	(7)	(8)
(a) Fig No.	(b) item No.	SMR code	National stock No.	Part No.	FSCM	Description Usable On Code	U - M	Qty. inc. in unit
						0801 TRANSFER SHIFT SHAFTS AND RELATED PARTS		
100	1	PAHZZ	5306-00-734.6774	7346774	19207	BOLT , MACHINE: SIDE COVER	EA	2
100	2	XDHZZ		11602122	19207	WASHER: SIDE COVER	EA	2
100	3	XBHZZ		11601308	19207	COVER: SIDE	EA	1
100	4	PAHZZ	5330.00-880-4376	11601305	19207	GASKET: COVER	EA	1
100	5	XBHZZ		11602113	19207	BAFFLE: SIDE COVER	EA	1
100	6	PAHZZ	5306-00-269-4526	MS51095-329	96906	BOLT , MACHINE: S, CD PLTD, 5/16-18 UNC-2A, 1/2 IN. LG	EA	2
100	7	PAHZZ	5360-00-378-7648	11601209	19207	SPRING, LOCK: SHIFTING SHAFT	EA	2
100	8	PAHZZ	3110-00-100-6156	MS19059-55	96906	BALL, BEARING: CHROME ALLOY STEEL. GRADE 25, 0.4375 IN. DIA	EA	2
100	9	XBHZZ		MS49005-2	96906	PLUG, PIPE: S. 1/8-27	EA	1
100	10	PAOZZ	4730-00-045.9835	MS49006-14	96906	PLUG, PIPE, MAGNETIC: S, PLAIN, 1 - 1/4-11 1/2	EA	1
100	11	PAHZZ	2520-00-880.4459	11601301	19207	SHAFT, STRAIGHT: HI-LOW SHIFT	EA	1
100	12	PAHZZ	5330-00-080-0045	11601216	19207	SEAL, PLAIN, ENCASED: SHAFT SHIFTING	EA	2
100	13	PAHZZ	5330-00-080-6691	11602269	19207	GASKET: COVER, HI-LOW SHIFT	EA	1
100	14	PAHZZ	2520-00-880-4377	11602111	19207	SHIFTER FORK: HI-LOW	EA	1
100	15	PAHZZ	5305.00-086-7233	11601816	19207	SET SCREW: FORK	EA	2
100	16	XBHZZ		11602275 ,	19207	COVER: HI-LOW SHIFT SHAFT	EA	1
100	17	PAHZZ	5310.00-407-9566	MS35338-45	96906	WASHER, LOCK: S, CD PLTD, 5/16 IN.	EA	3
100	18	PAHZZ	5306.00-226-4827	MS90728-34	96906	SCREW, CAP. HEXAGON HEAD: S, CD PLTD. 5/16-18 UNC. 2A, 1 IN. LG	EA	3
100	19	PAHZZ	2520-00-080-6728	11601298	19207	SHAFT, NOTCHED: FRONT DIFFERENTIAL	EA	1
100	20	PAHZZ	2520-00-880-4366	11601302	19207	SHIFTER FORK: DIFFERENTIAL	EA	1
100	21	PAHZZ	5310-00-637-9541	MS35338-46	96906	WASHER, LOCK: S. CD PLTD, 3/8 IN.	EA	11
100	22	PAHZZ	5305-00-068-0510	MS90728-60	96906	SCREW, CAP, HEXAGON HEAD: S. CD PLTD. 3/8-16 UNC. 2A, 1 IN. LG.	EA	11



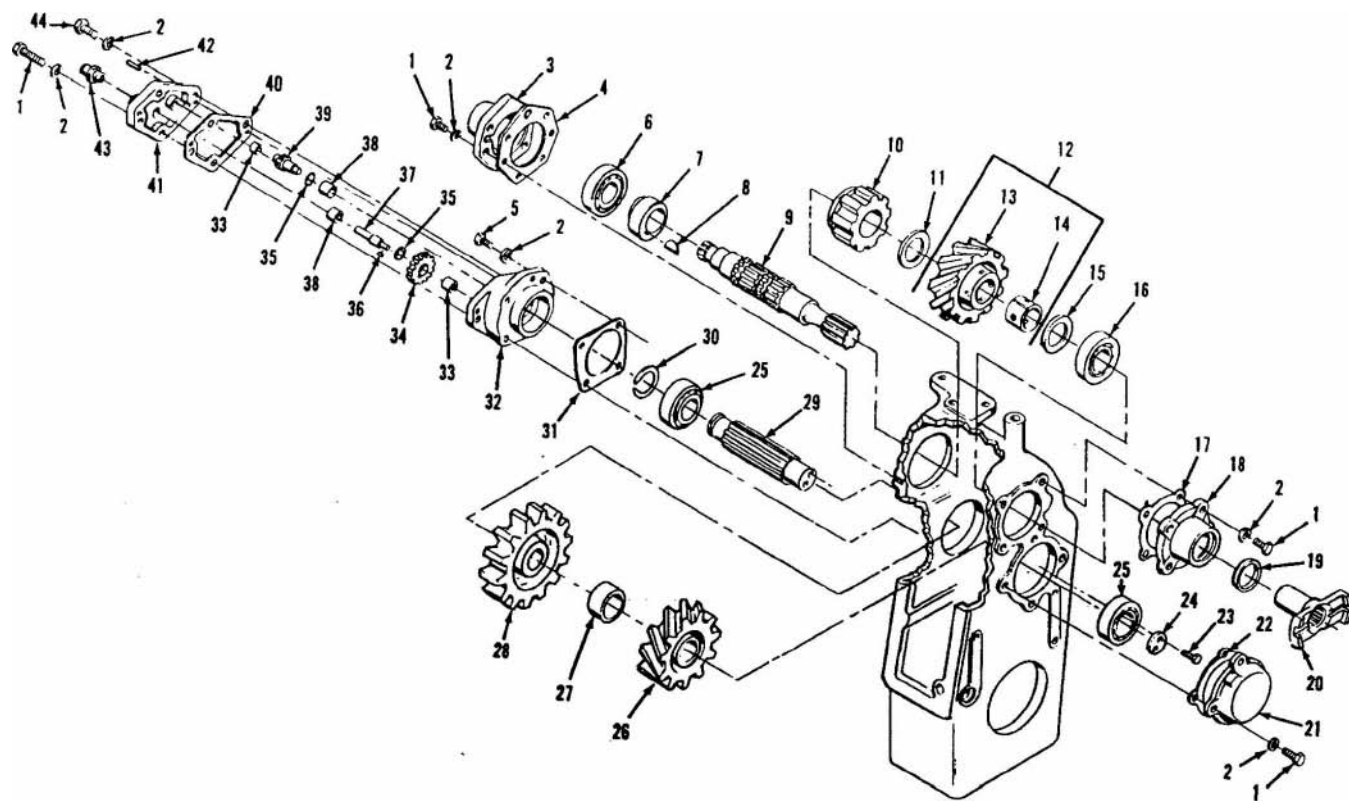
TA025824

Figure 100. Transfer shift shafts and related parts.

(1) Illustration		(2)	(3)	(4)	(5)	(6)	(7)	(8)
(a) Fig. No.	(b) Item No.	SMR code	National stock No.	Part No.	FSCM	Description Usable On Code	U / M	Qty. inc. in unit
						0801 TRANSFER INPUT SHAFT AND RELATED PARTS		
101	1	PAHZZ	5305.00-068-0511	MS90728-62	96906	SCREW, CAP, HEXAGON HEAD: S, CD PLTD, 3/8-16 UNC-2A, 1-1/4 IN. LG	EA	16
101	2	PAHZZ	5310-00-637-9541	MS35338-46	96906	WASHER, LOCK: S, CD PLTD, 3/8 IN.	EA	20
101	3	XBHZZ		11601295	19207	COVER: POWER TAKE-OFF	EA	1
101	4	PAHZZ	5330-00-880-4375	11601306	93568	GASKET: COVER, POWER TAKE-OFF	EA	1
101	5	PAHZZ	5305.00-543-2866	MS90728-6E	96906	SCREW, CAP, HEXAGON HEAD: S. CD PLTD, 3/8-16 UNC-2A, 2.1/2 IN. LG	EA	2
101	6	PAHZZ	3110-00-554-5311	307KD	01426	BEARING, BALL, ANNULAR:	EA	1
101	7	PAHZZ	2520-00-880-4394	11601309	19207	CAM: OIL PUMP ECCENTRIC	EA	1
101	8	PAHZZ	5315-00-616-5523	MS35756-11	96906	KEY, WOODRUFF: S, 5/32 X 3/4	EA	1
101	9	PAHZZ	2520-00-880-4362	11601865	19207	SHAFT: INPUT	EA	1
101	10	PAHZZ	3020.00-880-4397	11601860	19207	GEAR, SPUR: LOW SPEED	EA	1
101	11	PAHZZ	3120-00-700-0435	2124873	24617	WASHER, THRUST: HIGH SPEED GEAR	EA	1
101	12	PAHZZ	2520-00-880-4372	11601852	19207	GEAR ASSEMBLY: INPUT HIGH SPEED	EA	1
101	13	XAHZZ		11601851	19207	GEAR:	EA	1
101	14	PAHZZ	3120.00-080-9199	11601857	19207	BEARING, SLEEVE: GEAR	EA	1
101	15	PAHZZ	5310-00-086-6612	11602121	19207	WASHER, RECESSED: BEARING SHAFT	EA	1
101	16	PAHZZ	3110-00-678-1865	7368812	19207	BEARING, BALL, ANNULAR:	EA	1
101	17	PAHZZ	5365.00-782-4215	5703877	19207	SHIM SET: SEAL RETAINER, COMPOSED OF	EA	1
101	17	KFHZZ		11601312.1	19207	SHIM:	EA	1
101	17	KFHZZ		11601312-2	19207	SHIM:	EA	1
101	17	KFHZZ		11601312.3	19207	SHIM:	EA	1

(1) Illustration		(2)	(3)	(4)	(5)	(6)	(7)	(8)
(a) Fig. No	(b) Item No.	SMR code	National stock No.	Part No.	FSCM	Description Usable On Code	U M	Qty. inc. in unit
						TRANSFER INPUT SHAFT AND RELATED PARTS—Continued		
101	18	XBHZZ		11601299	19207	RETAINER: SEAL	EA	1
101	19	PAFZZ	5330-00-079.1919	11601229	19207	SEAL, PLAIN ENCASED: YOKE REAR	EA	1
101	20	PAFZZ	2520-00-880-4494	11601854	19207	YOKE ASSEMBLY: UNIVERSAL, REAR	EA	1
101	21	XBHZZ		11601304	19207	COVER: INTERMEDIATE SHAFT	EA	1
101	22	PAHZZ	5365-00-782-4214	5703878	19207	SHIM SET: COVER, INTERMEDIATE SHAFT, COMPOSED OF	EA	1
101	22	KFHZZ		116013154	19207	SHIM:	EA	1
101	22	KFHZZ		11601315-2	19207	SHIM:	EA	1
101	22	KFHZZ		11601315-3	19207	SHIM:	EA	1
101	23	XDHZZ		MS18154-59	96906	SCREW, CAP, HEXAGON HEAD: S, CD PLTD, 3/8-16 UNC- 2A, 7/8 IN. LG	EA	2
101	24	PAHZZ	2520-00-080-6685	11602280	19207	CAP: INTERMEDIATE SHAFT	EA	1
101	25	PAHZZ	3110-00.100-5335	348643	58275	BEARING, ROLLER, TAPERED: INTERMEDIATE SHAFT	EA	2
101	26	PAHZZ	3020-00.880-4407	11601864	19207	GEAR, HELICAL: HIGH SPEED, INTERMEDIATE SHAFT	EA	1
101	27	PAHZZ	5365.00-079-1925	11602123	19207	SPACE, SLEEVE: INTERMEDIATE SHAFT	EA	1
101	28	PAHZZ	3020-00.880-4402	11601863	19207	GEAR, SPUR: LOW SPEED, INTERMEDIATE SHAFT	EA	1
101	29	PAHZZ	2520-00-880-4457	11601859	19207	SHAFT, SHOULDERED: INTERMEDIATE	EA	1
101	30	PAHZZ	5365-00-935-5951	11602282	19207	RING, RETAINING: BEARING, INTERMEDIATE SHAFT	EA	1
101	31	PAHZZ	5365-00-782-4220	5703879	19207	SHIM SET: SPEEDOMETER HOUSING, COMPOSED OF	EA	1
101	31	KFHZZ		11601307.1	19207	SHIM:	EA	1
101	31	KFHZZ		11601307.2	19207	SHIM:	EA	1
101	31	KFHZZ		11601307.3	19207	SHIM:	EA	1
101	32	XBHZZ		11602102	19207	HOUSING: SPEEDOMETER	EA	1
101	33	PAHZZ	3120-00-516-7516	5184913	11862	BEARING, SLEEVE: SPEEDOMETER GEAR	EA	2

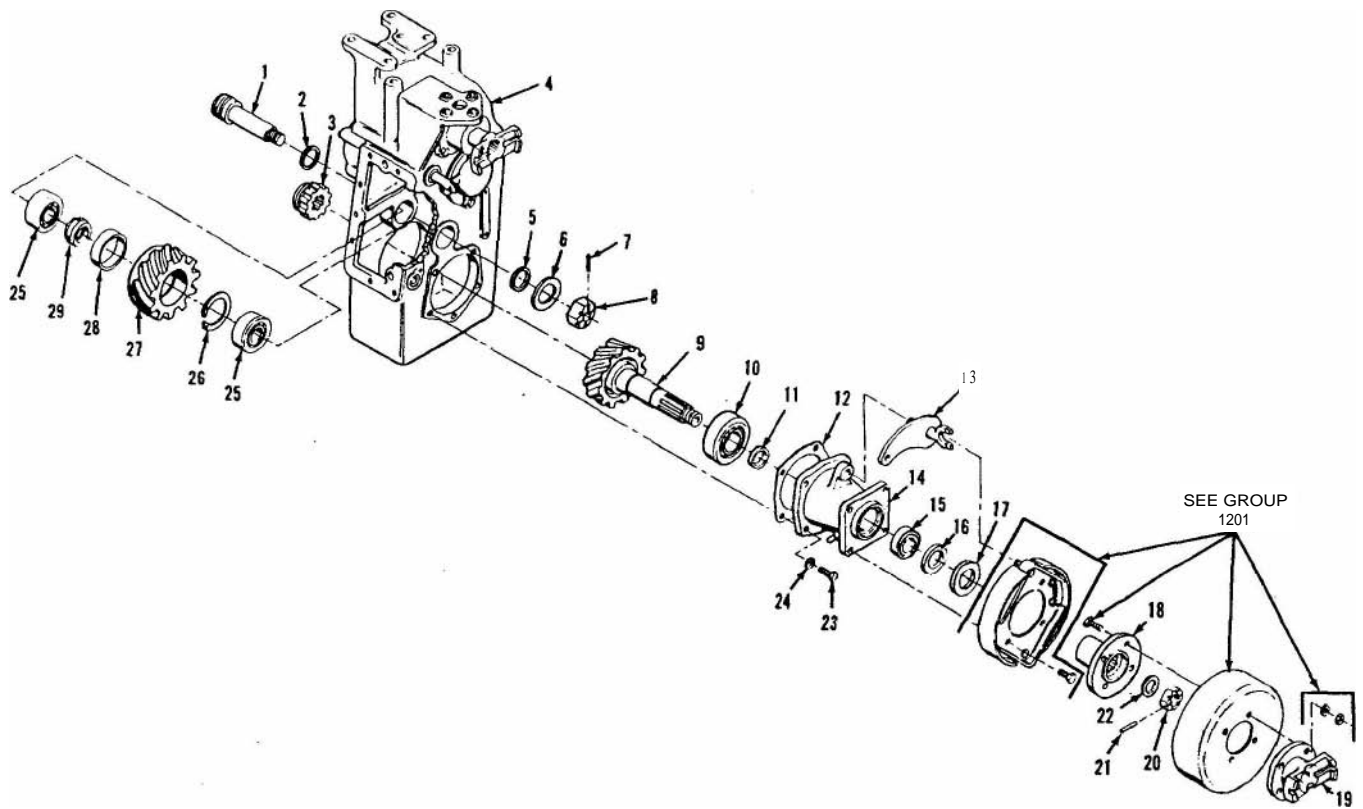
(1) Illustration		(2) SM code	(3) National Stock No.	(4) Part No.	(5) FSCM	(6) Description Usable On Code	(7) U / M	(8) Qty Inc. in unit
(a) Fig. No.	(b) Item No.							
						TRANSFER INPUT SHAFT AND RELATED PARTS—Continued		
101	34	PAHZZ	3020-00-880-4367	11601855	19207	GEAR, HELICAL: SPEEDOMETER DRIVE	EA	1
101	35	PAHZZ	5310-00-080-9160	11601318	19207	WASHER, FLAT: SPEEDOMETER GEAR	EA	2
101	36	PAHZZ	5315-00-019-2409	MS35756-31	96906	KEY, WOORDRUFF: S, 1/16 X 5/16	EA	1
101	37	PAHZZ	2520-00-079-8331	11602112	19207	SHAFT, SHOULDERED: GEAR, SPEEDOMETER DRIVE	EA	1
101	38	PAHZZ	3120-00-080-0089	MS17795-64	96906	BEARING, SLEEVE: BRONZE, 7/16 IN. ID, 1/2 IN. LG	EA	2
101	39	PAHZZ	3040-00-880-4365	11601856	19207	GEARSHAFT, HELICAL: SPEEDOMETER DRIVE	EA	1
101	40	PAHZZ	5350-00-998.8169	11601297	19207	GASKET: SPEEDOMETER COVER	EA	1
101	41	XBHZZ		11601303	19207	COVER, SPEEDOMETER	EA	1
101	42	PAHZZ	5315-00-080-1639	MS16556-46	96906	PIN, STRAIGHT, HEADLESS: S, CD PLTD, 1/4 IN. OD, 3/4 IN, LG	EA	2
101	43	PAHZZ	4730-00-202-9539	5263926	19207	REDUCER, TUBE: SPEEDOMETER CABLE	EA	1
101	44	PAHZZ	5305-00-543-2419	MS90728-61	96906	SCREW, CAP, HEXAGON HEAD: S, CD PLTD, 3/8-16 UNC-2B, 1 1/8 IN. LG	EA	2



AT22157

Figure 101. Transfer input shaft and related parts.

(1) Illustration		(2)	(3)	(4)	(5)	(6)	(7)	(8)
(a) Fig. No.	(b) Item No.	SMR code	National stock No.	Part No.	FSCM	Description Usable On Code	U / M	Qty. nc J/Rit
102	1	PAHZZ	2520-00-880-4378	11602108	19207	0801 TRANSFER OUTPUT SHAFT AND RELATED PARTS	EA	1
102	2	PAHZZ	5330-00-231-3261	7767719	19207	SHAFT ASSEMBLY: INTERMEDIATE	EA	1
102	3	PAHZZ	2520-00-880-4495	11601858	19207	PACKING, PREFORMED. A-IAFT	EA	1
102	4	XAHHH		11602173	19207	CLUTCH: SLIDING, FRONT AXLE	EA	1
102	5	PAHZZ	5330-00-579-7914	MS28775-217	96906	HOUSING ASSEMBLY: TRANSFER NHA 11594678	EA	1
102	6	PAHZZ	5310-00-080-9163	11601310	19207	PACKING, PREFORMED: 1.171 IN. ID, 0.139 IN. W	EA	1
102	7	PAHZZ	5315-00-013.7214	MS24665-359	96906	WASHER, FLAT: RETAINING, IDLER SHAFT	EA	1
102	8	PAHZZ	5310-00-080-9419	11601213	19207	PIN, COTTER: S, CD PLTD, 1/8 IN. OD, 1-3/4 IN. LG.	EA	1
102	9	PAHZZ	3040-00-880-4396	11601861	19207	NUT, PLAIN, SLOTTED: IDLER SHAFT	EA	1
102	10	PAHZZ	3110.00-227-4669	11602374-6	19207	GEAR, HELICAL: OUTPUT SHAFT	EA	1
102	11	PAHZZ	5365-00-782-4205	5703874	19207	BEARING, ROLLER, TAPERED: OUTPUT SHAFT	EA	1
102	11	KFHZZ		116021264	19207	SHIM SET: BEARING, COMPOSED OF:	EA	1
102	11	KFHZZ		11602126-2	19207	SHIM:	EA	1
102	11	KFHZZ		11602126-3	19207	SHIM:	EA	1
102	11	KFHZZ		11602126-4	19207	SHIM:	EA	1
102	11	KFHZZ		11602126-5	19207	SHIM:	EA	1
102	11	KFHZZ		11602126-6	19207	SHIM:	EA	1
102	11	KFHZZ		11602126.7	19207	SHIM:	EA	1
102	12	PAHZZ	5330-00-079-8330	11602128	19207	GASKET: HOUSING	EA	1
102	13	PAFZZ	2520-00-880-4363	11602272	19207	LEVER ASSEMBLY: EMERGENCY BRAKE	EA	1
102	14	XAHZZ		11602103	19207	HOUSING ASSEMBLY:	EA	1
102	15	PAHZZ	3110-00-890-8005	11602374.4	19207	BEARING, ROLLER, TAPERED:	EA	1
102	16	PAFZZ	5330-00-731-9452	11601222	19207	SEAL, PLAIN, ENCASED:	EA	1
102	17	XBFZZ		11601228	19207	RETAINER, OIL SEAL: HOUSING	EA	1
102	18	XBOZZ		11601850	19207	HUB:	EA	1
102	19	PAOZZ	2520-00-880-4364	11602104	19207	YOKE, UNIVERSAL JOINT: REAR	EA	1
102	20	PAOZZ	5310-00-752-1234	36205	50513	NUT, PLAIN, SLOTTED:	EA	1
102	21	PAOZZ	5315.00-298-1481	MS24665-357	96906	PIN, COTTER: S, CD PLTD, 1/8 IN OD, 1-1/2 IN. LG.	EA	1
102	22	PAOZZ	5310-00-082-1710	11601202	19207	WASHER, FLAT: HUB	EA	1
102	23	PAHZZ	5305-00-071-1789	MS90728-88	96906	SCREW, CAP, HEXAGON HEAD: S, CD PLTD, 7/16-14 UNC-2A, 1 3/8 IN. LG.	EA	5
102	24	PAHZZ	5310-00-209-0965	MS35338-47	96906	WASHER, LOCK: S, CD PLTD, 7/16 IN.	EA	5
102	25	PAHZZ	3110-00-890-8006	11602374-5	19207	BEARING, ROLLER, TAPERED:	EA	2
102	26	XDHZZ		11601219	19207	RING SET:	EA	1
102	27	PAHZZ	3020-00-880-4398	11601862	19207	GEAR, HELICAL:	EA	1
102	28	XDHZZ		11602119	19207	SPACER:	EA	1
102	29	PAHZZ	5365-00.782-4204	5703880	19207	SHIM SET: INTERMEDIATE BEARING IDLER SHAFT	EA	1
102	29					0.996-1.000 COMPOSED OF:		
102	29					SHIM:	EA	1
102	29					SHIM:	EA	1
102	29					SHIM:	EA	1
102	29					SHIM:	EA	1
102	29					SHIM:	EA	1



AT22158

Figure 102. Transfer output shaft and related parts.

(1) Illustration		(2)	(3)	(4) Part No.	(5) FSCM	(6) Description Usable On Code	(7) U / M	(8) Qty. inc. in unit
(a) Fig. No.	(b) Item No.	SMR code	National stock No.					
						TRANSFER OUTPUT SHAFT AND RELATED PARTS-Continued		
102	29	PAHZZ	5365.00-782-4212	5703881	19207	SHIM SET: INTERMEDIATE BEARING IDLER SHAFT 1.001-1.005 COMPOSED OF:	EA	1
102	29					SHIM:	EA	1
102	29					SHIM:	EA	1
102	29					SHIM:	EA	1
102	29					SHIM:	EA	1
102	29					SHIM:	EA	1
102	29	PAHZZ	5365.00-782-4213	5703882	19207	SHIM SET: INTERMEDIATE BEARING IDLER SHAFT 1.006-1.010 COMPOSED OF:	EA	1
102	29					SHIM:	EA	1
102	29					SHIM:	EA	1
102	29					SHIM:	EA	1
102	29					SHIM:	EA	1
102	29					SHIM:	EA	1
102	29	PAHZZ	5365-00-782-4211	5703883	19207	SHIM SET: BEARING, IDLER SHAFT, 1.011-1.015 COM. POSED OF:	EA	1
102	29					SHIM:	EA	1
102	29					SHIM:	EA	1
102	29					SHIM:	EA	1
102	29					SHIM:	EA	1
102	29					SHIM:	EA	1

(1) illustration		(2)	(3)	(4)	(5)	OD	(7)	(8)
(a) Fig. No.	(b) Item No	SMR code	National stock No.	Part No.	FSCM	Description Usable On Code	U / M	Qty. inc. in unit
						0803 TRANSFER GEARSHIFT TRANSFER GEARSHIFT LEVER, SHAFT AND FORK KNOB: SHIFT, LEVER	EA	2
103	1	PAOZZ	5355-00-4234657	1843765	24617	LEVER ASSEMBLY: SHIFT	EA	1
103	2	PAOZZ	2520-00-079-8277	11594744	19207	NUT, PLAIN, HEXAGON : S, CD PLTD, 3/8-24 UNF-2B	EA	6
103	3	PAOZZ	5310-00-786-1762	MS51968-9	96906	PIN , STRAIGHT, HEADED: S, CD PLTD, 5/16 IN. OD, 1.094	EA	2
103	4	PAOZZ	5315-00-957-7056	MS20392-4C27	96906	IN. LG		
103	5	PAOZZ	3120.00-080-0208	MS17795-132	96906	BEARING, SLEEVE: BRONZE, .1 IN. ID 3/4 IN. LG	EA	1
103	6	PAOZZ	2520-00-880-4071	11594430	19207	LEVER ASSEMBLY: MANUAL CONTROL	EA	1
103	7	PAOZZ	5315-00.842-3044	MS24665-283	96906	PIN, COTTER: S, CD PLTD, 3/32 IN. OD 3/4 in. LG	EA	2
103	8	PAOZZ	5310-00-081-4219	MS27183-12	96906	WASHER, FLAT: S, CD PLTD, 0.344 IN. ID, 0.688 IN. OD, 0.065 IN. THK	EA	2
103	9	PAOZZ	3130-00-880.2232	11601587-2	19207	HOUSING, BEARING , UNIT:	EA	2
103	10	XBOZZ		11594394	19207	LEVER: SHIFTER	EA	1
103	11	PAOZZ	2520.00-080-6729	11594396	19207	LEVER: SHIFTER, DRIVE	EA	1
103	12	XBOZZ		11594398	19207	LEVER: SHIFTER	EA	1
103	13	XBOZZ		11694399	19207	PLATE: SHIFTER	EA	1
103	14	PAOZZ	5310-00-637-9641	MS35338-46	96906	WASHER, LOCK: S , CD PLTD, 3/7 IN.	EA	2
103	15	PAOZZ	5305-00-269-3241	MS90727-65	96906	SCREW, CAP, HEXAGON HEAD: S, CD PLTD, 3/8-24 UNF- 2A, 1-3/4 IN. LG	EA	6
103	16	PAOZZ	4730-00-909-8627	MS35842-13	96906	CLAMP, HOSE : CRES, 143/16 IN. ID	EA	1
103	17	PAOZZ	4730-00-720-1398	MS35842-4	96906	CLAMP, HOSE: CRES,	EA	1

(1) Illustration		(2)	(3)	(4)	(5)	(6)	(7)	(8)
(a) Fig. No.	(b) Item No.	SMR code	National stock No.	Part No.	FSCM	Description Usable On Code	U / M	Qty inc in unit
103	18	PAOZZ	2590.00-080-7286	11594468	19207	TRANSFER GEARSHIFT LEVER, SHAFT AND FORK—Continued LINK, DIFFERENTIAL ASSEMBLY: RIGID, SIX WHEEL SHIFT	EA	1
103	19	XAOZZ		11588697	19207	ROD END: LINK, DIFFERENTIAL ASSEMBLY	EA	2
103	20	PAOZZ	5310 00-8914751	MS35691-22	96906	NUT, PLAIN, HEXAGON: S, CD PLTD, 3/8-24 UNF-2B	EA	2
103	21	XAOZZ		11594422	19207	LINK: SHAFT	EA	1
103	22	PAOZZ	2530.00-079-8313	11594467	19207	BOOT, DUST AND MOISTURE SEAL: LINK ASSEMBLY	EA	1
103	23	PAOZZ	5310-00.809-4061	MS27183.15	96906	WASHER, FLAT: S, CD PLTD, 0.438 IN. ID, 1.000 IN. OD, 0.083 IN. THK	EA	1
103	24	PAOZZ	5310-00-637-9541	MS35338-46	96906	WASHER, LOCK: S,CD PLTD, 3/8 IN.	EA	8
103	25	PAOZZ	5315-00-816.1794	MS24665-285	96906	PIN, COTTER: S, CD PLTD, 3/32 IN. OD, 1 IN. LG	EA	3
103	26	XBOZZ		11594418	19207	BRACKET: SHAFT LEVER	EA	1
103	27	PAOZZ	5315-00-904-1637	MS203 9 2 . 7C6 3		PIN, STRAIGHT, HEADED: S, CD PLTD, 1/2 IN. OD 1.938 IN. LG	EA	1
103	28	PAOZZ	5310-00-809-3079	MS27183-19	96906	WASHER, FLAT: S, CD PLTD, 0.562 IN. ID, 1.375 IN. OD, 0.109 IN. THK	EA	6
103	29	PAOZZ	5305-00-269-3239	MS90727-63	96906	SCREW, CAP, HEXAGON HEAD: S, CD PLTD, 3/8-24 UNF- 2A, 1.3/8 IN. LG	EA	2
103	30	PAOZZ	5315.00-957-0760	MS20392 7C47	96906	PIN, STRAIGHT, HEADED: S, CD PLTD, 1/2 IN. OD 1.750 IN. LG	EA	2
103	31	XBOZZ		11594419	19207	LEVER: SHAFT LINKAGE	EA	1
103	32	XBOZZ		11594434	19207	SHAFT: CASE	EA	1

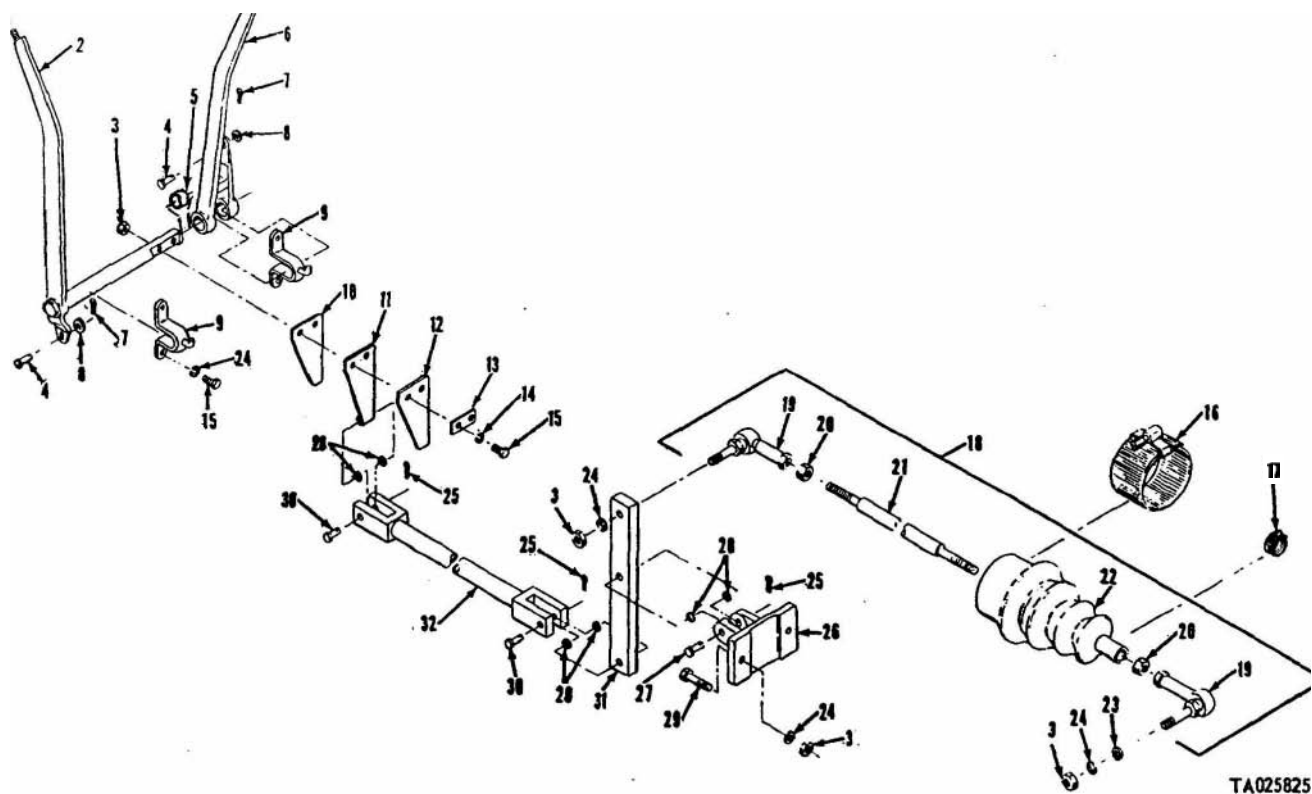
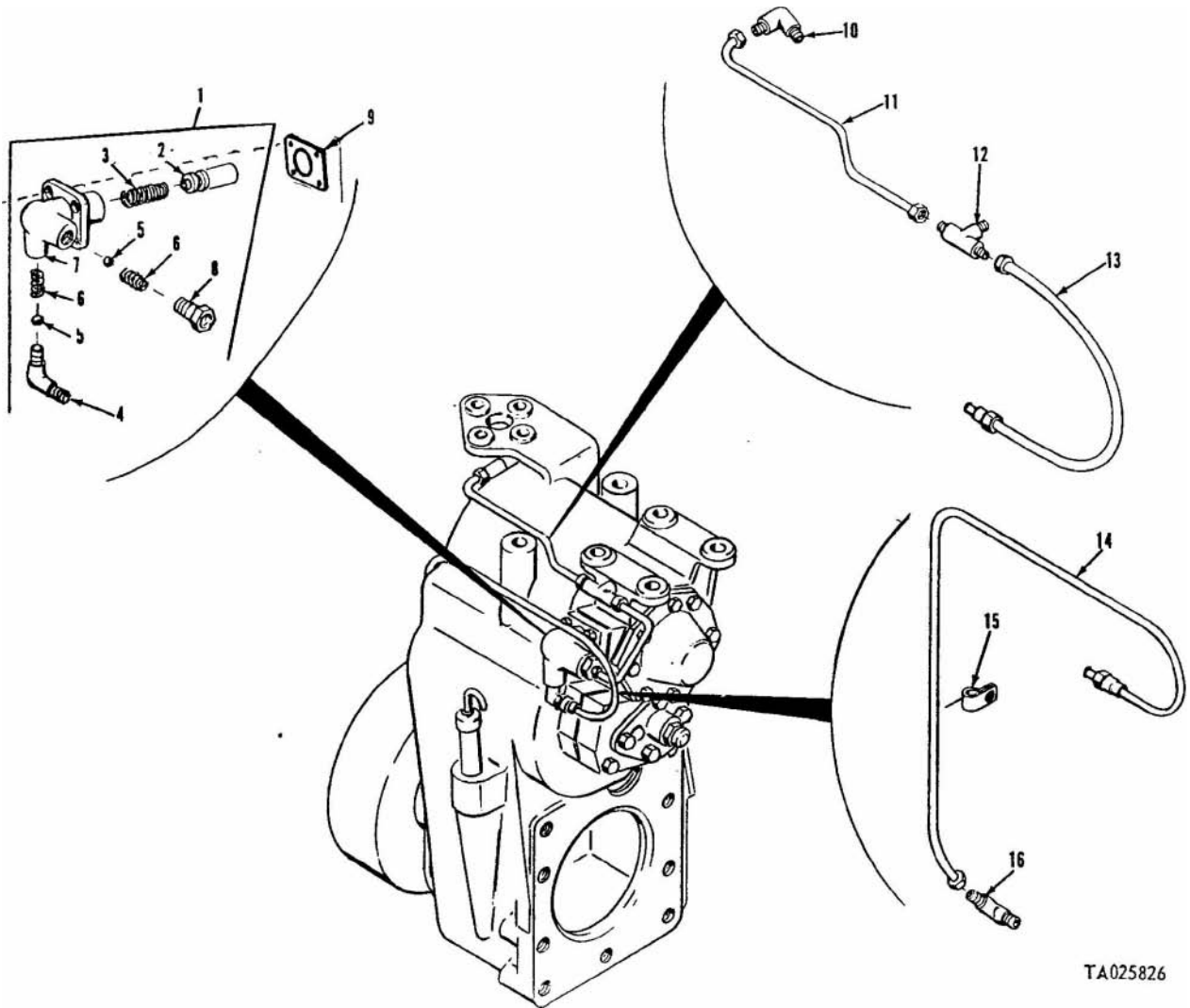


Figure 103. Transfer, gear shift lever, shaft and fork.

(1) Illustration		(2)	(3)	(4)	(5)	(6)	(7)	(8)
(a) Fig. No.	(b) Item No.	SMR code	National stoc No.	Part No.	FSCM	Description Usable On Code	U / M	Qty inc in unit
						0804 LUBRICATION PUMP AND FITTINGS		
104	1	PAFZZ	2520.00-079-8233	11602835	19207	PUMP ASSEMBLY: OIL	EA	1
104	2	PAFZZ	2520.00-741-3266	7413266	19207	PLUNGER: OIL PUMP	EA	1
104	3	PAFZZ	5360.00-741-3284	7413284	19207	SPRING, HELICAL, COMPRESSION: PUMP	EA	1
104	4	PAFZZ	4730.00-127-4461	MS51815-6	96906	ELBOW, PIPE TO TUBE: S, CD PLTD, 3/8 IN. NPTF 9/16-18 UNF-2A	EA	1
104	6	PAFZZ	3110.00-100-6163	MS19059-52	96906	BALL, BEARING: CAS, GRADE 25, 0.343750 IN. DIA	EA	2
104	6	PAFZZ	5360.00-741-3283	7413283	19207	SPRING, HELICAL, COMPRESSION: VALVE	EA	2
104	7	XAFZZ		11602100	19207	HOUSING: OIL PUMP	EA	1
104	8	PAFZZ	4730.00-402-4401	MS51819-35	96906	ADAPTER, STRAIGHT, PIPE TO TUBE: S, CD PLTD, 1/4 IN. NPTF, 7/16-20 UNF-2A	EA	1
104	9	PAFZZ	5330.00-079-8329	11602127	19207	GASKET: OIL PUMP	EA	1
104	10	PAFZZ	4730.00-096-8756	MS51815-3	96906	ELBOW , PIPE TO TUBE: S, CD PLTD, 1/8 NPTF, 7/16-20 UNF-2A	EA	1
104	11	MFFZZ		11602274	19207	TUBE ASSEMBLY, METAL: TRANSFER CASE, FABRICATE FROM, NUT, TUBE COUPLING: (2) NSN 4730-00-052-9876, SLEEVE , CLINCH	EA	1
104	12	PAFZZ	4730.00-090-8665	MS51818-3	96906	TUBE FITTING: (2) NSN 4730-00-052-9877, TUBE COPPER: 7.38 IN. LG, NSN 4710-00-277-5525, (SEE GROUP 9501)	EA	1
104	13	MFFZZ		11602117	19207	TEE, PIPE TO TUBE : 1/8 IN. NPTF, 7/16-20 UNF	EA	1
104	14	MFFZZ		11602116	19207	TUBE ASSEMBLY, METAL: OIL PUMP, FABRICATE FROM, NUT TUBE, COUPLING: (2) NSN 4730-00-052-9876, SLEEVE , CLINCH, TUBE FITTING: (2) NSN 4730-00-052-9877, TUBE COPPER : 6.81 IN. LG, NSN 4710-00-277-5525, (SEE GROUP 9501)	EA	1
104	15	PAFZZ	5340.00-741-2202	7412202	19207	TUBE ASSEMBLY , METAL: OIL PUMP, FABRICATE FROM, NUT, TUBE COUPLING: (2) NSN 4730-00-025-7508, SLEEVE , CLINCH, TUBE FITTING: (2) NSN 4730-00-800-3129, TUBE, COPPER: 37.22 IN. LG, NSN 4710-00-277-5527, (SEE GROUP 9501)	EA	1
104	16	PAFZZ	4730.00-127-4461	51815-6	96906	CLAMP, LOOP:	EA	1
104	17	PAFZZ	5310.00-407-9566	MS35338-45	96906	ELBOW, PIPE TO TUBE: 1/4 IN. NPTF, 5/8-18 UNF	EA	1
104	18	PAFZZ	5306.00-226-4826	MS90728-33	96906	WASHER, LOCK: S, CD PLTD, 5/16 IN. PUMP MOUNTING	EA	4
						SCREW, CAP, HEXAGON HEAD: S, CD PLTD, 5/16-18 UNF-2A , 7/8 IN. LG PUMP	EA	4

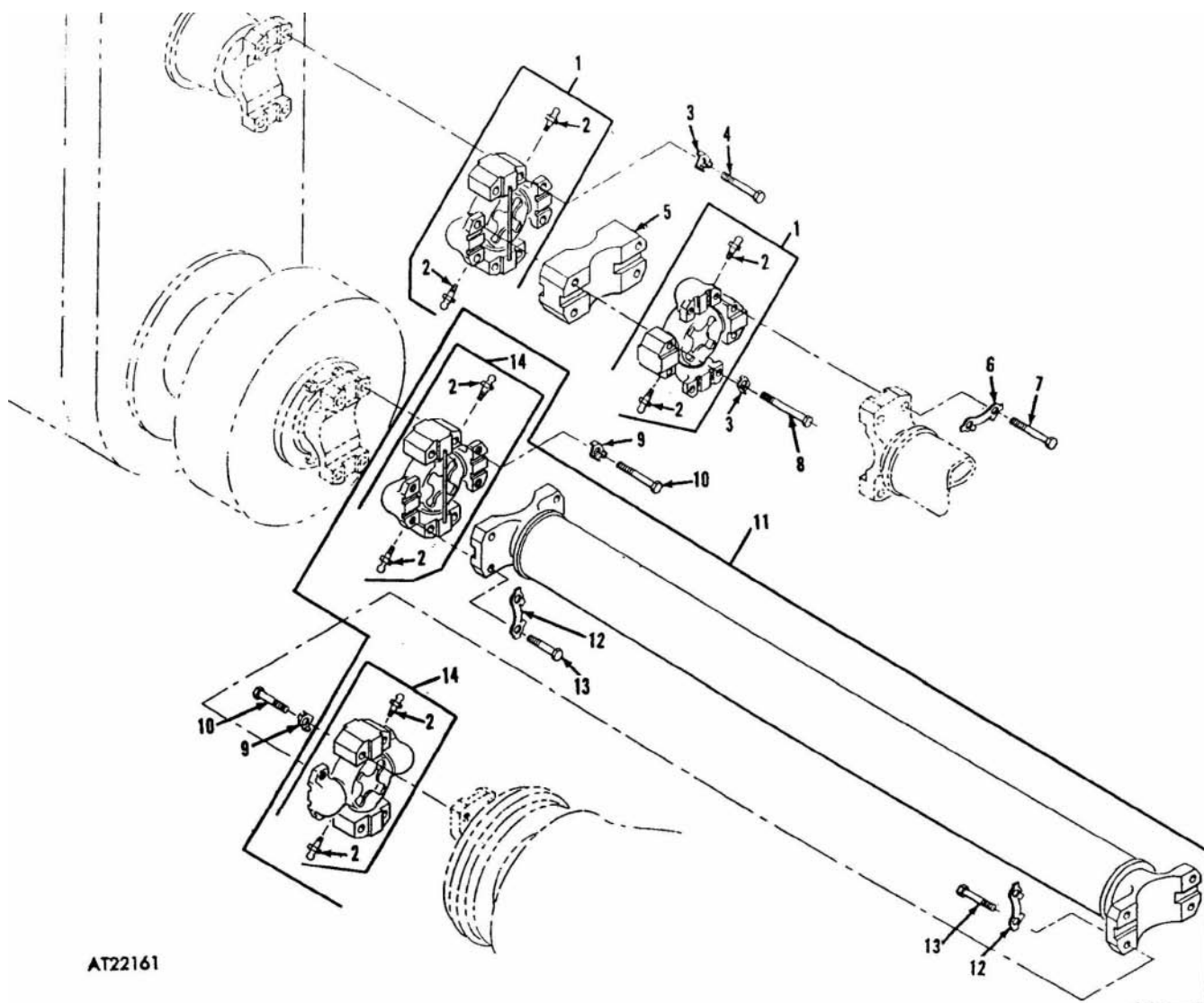
18



TA025826

Figure 104. Lubrication pump and fittings.

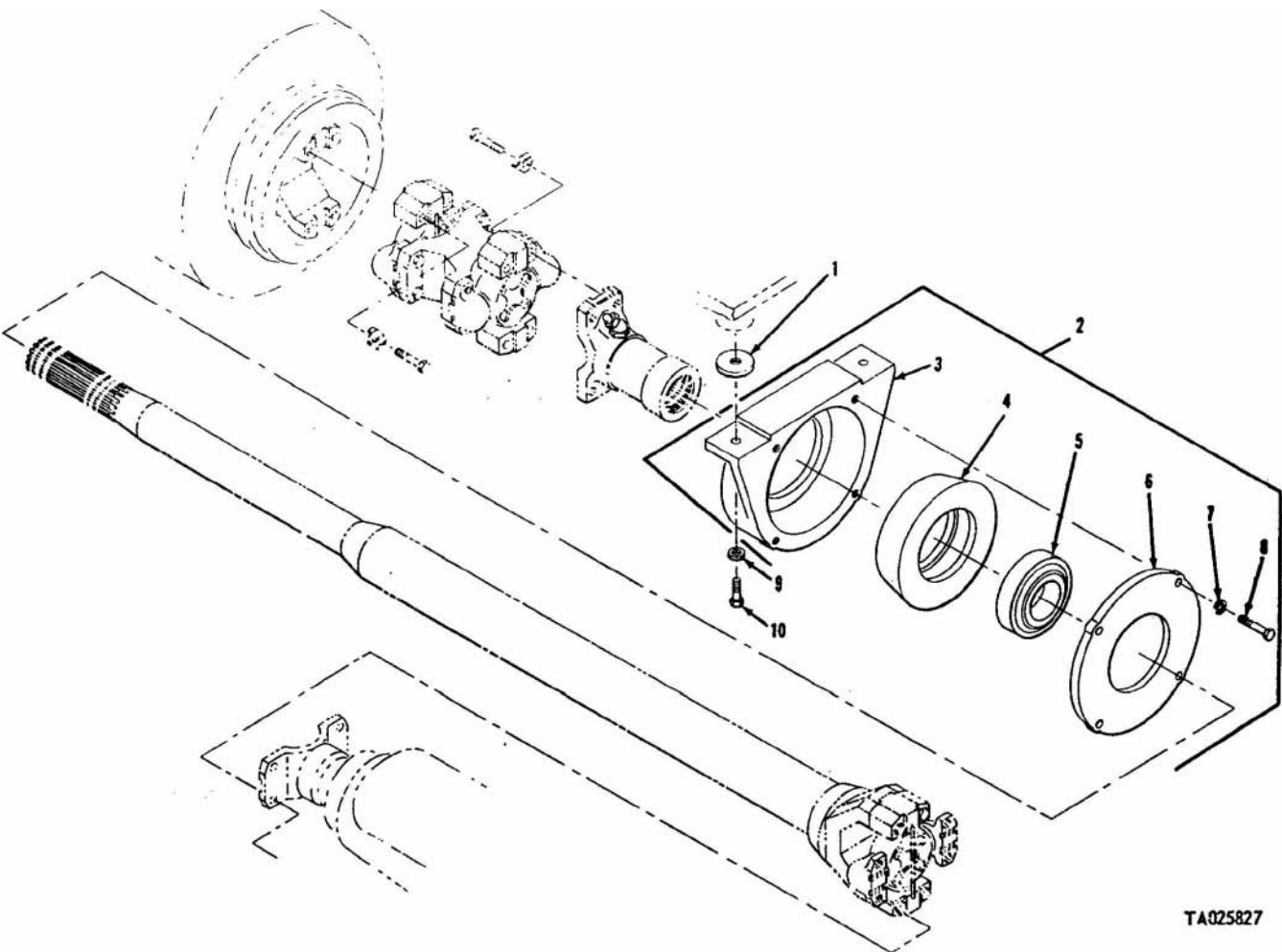
(1) Illustration		(2)	(3)	(4)	(5)	(6)	(7)	(8)
(a) Fig. No.	(b) Item No.	SMR code	National stock No.	Part No.	FSCM	Description Usable On Code	U / M	Qty. nc. unit
						GROUP: 09 PROPELLER SHAFTS		
105	1	KFOZZ		10945154	19207	0900 PROPELLER SHAFTS. TRACTOR PROPELLER SHAFTS	EA	2
105	2	PAOZZ	4730-00-172-0010	MS15002-1	96906	SPIDER AND BEARING ASSEMBLY: PART OF KIT 5703726	EA	8
105	3	PAOZZ	5340-00-886.6662	11595450	19207	FITTING, LUBRICATION: S, CD PLTD, 1/4-28 UNF-2A	EA	4
105	4	PAOZZ	5306-00-050.1239	MS90727-38	96906	PLATE: LOCK, COUPLING, PART OF KIT 5703726	EA	4
						SCREW, CAP, HEXAGON HEAD: S, CD PLTD, 5/16.24 UNF-2A, 1.1/2 IN. LG, PART OF KIT 5703726	EA	4
105	5	PAOZZ	2520-00-006-4063	1094516	19207	PLATE, CENTER: UNIVERSAL JOINT	EA	1
105	6	PAOZZ	2520-00-368-6961	5261758	19207	PLATE: LOCK, BEARING, PART OF KIT 5703726	EA	2
105	7	PAOZZ	5306-00-358-9309	7417087	19207	BOLT, MACHINE: PART OF KIT 5703726	EA	4
105	8	PAOZZ	5306-00-051-4085	MS90727-43	96906	SCREW, CAP HEXAGON HEAD: S, CD PLTD, 5/16.24 UNF-2A, 2-3/4 IN. LG, PART OF KIT 5703726	EA	4
105	9	PAOZZ	5340-00-886-6663	11596449	19207	PLATE, LOCK: PART OF KIT 5703899	EA	4
105	10	PAOZZ	5305-00-269.3241	MS90727-65	96906	SCREW, CAP. HEXAGON HEAD: S, CD PLTD, 2/8.24 UNF-2A, 1 3/4 IN. LG. PART OF KIT 5703899	EA	4
105	11	PAFZZ	2520-00-880-4101	11601244	19207	PROPELLER SHAFT:	EA	1
105	12	PAFZZ	5340-00-529.1733	5291733	19207	LOCK: PROPELLER SHAFT, PART OF KIT 5703899	EA	2
105	13	PAFZZ	5306-00-529-1732	5291732	19207	BOLT, MACHINE: PART OF KIT 5703899	EA	4
105	14	KFFZZ		10945158	19207	SPIDER AND BEARING ASSEMBLY, PART OF KIT 5703899	EA	1
105	-	PAOZZ	2520-00-086-1940	5703726	19207	PARTS KIT. UNIVERSAL JOINT: COUPLING ASSEMBLY	EA	2
						COMPOSED OF :		
105	1					SPIDER AND BEARING ASSEMBLY:	EA	2
105	3					PLATE, LOCK: COUPLING	EA	4
105	4					SCREW, CAP, HEXAGON HEAD:	EA	4
105	6					PLATE, LOCK: BEARING	EA	2
105	7					BOLT, MACHINE:	EA	4
105	8					SCREW, CAP, HEXAGON HEAD:	EA	4
105	-	PAFZZ	2520-00-086-1967	5703899	19207	PARTS KIT, UNIVERSAL JOINT: SHAFT ASSEMBLY	EA	2
						COMPOSED OF:		
105	9					PLATE LOCK:	EA	4
105	10					SCREW, CAP, HEXAGON HEAD:	EA	4
105	12					LOCK:	EA	2
105	13					BOLT, MACHINE:	EA	4
106	14					SPIDER AND BEARING ASSEMBLY:	EA	1



AT22161

Figure 105. Tractor propeller shaft.

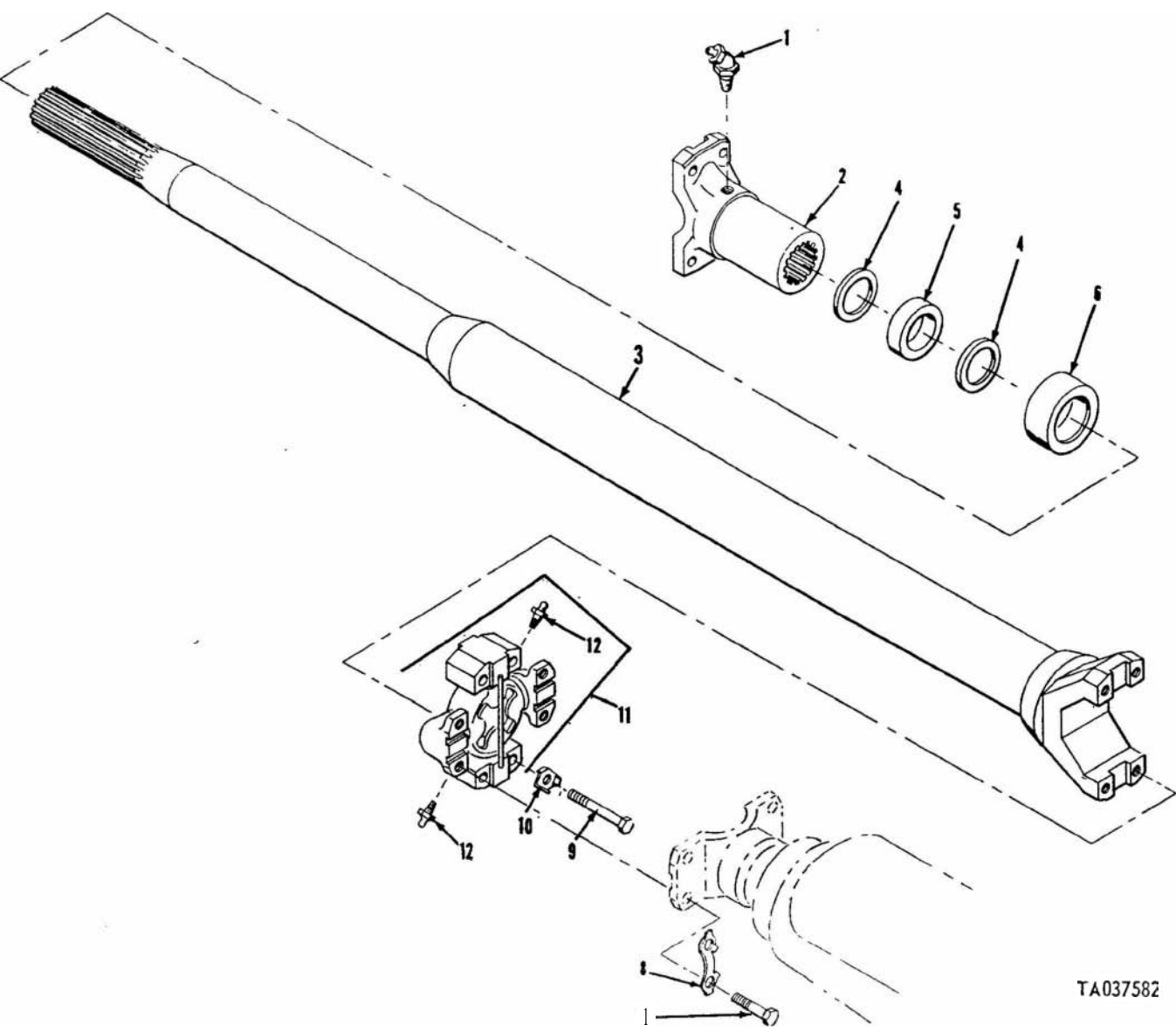
(1) Illustration		(2)	(3)	(4)	(5)	(6)	(7)	(8)
(a) Fig No.	(b) Item N.	SMR code	National stock No.	Part No.	FSCM	Description Usable On Code	U M	Qty. inc. in unit
						0900 CENTER BEARING ASSEMBLY AND RELATED PARTS		
106	1	XBOZZ		11594425	19207	SPACER: CENTER BEARING HOUSING	EA	2
106	2	PAOZZ	3130-00-436-4808	11595835	19207	HOUSING, BEARING UNIT: SUPPORT PROPELLER SHAFT	EA	1
106	3	XAOZZ		11595832	19207	HOUSING: CENTER BEARING	EA	1
106	4	PAOZZ	5330-00-763-2655	11595834	19207	SEAL, INSERT: SECURE BEARING	EA	1
106	5	PAOZZ	3110.00-880-2963	11640283	19207	BEARING BALL ANNULAR: CENTER BEARING PROPELLER SHAFT	EA	1
106	6	XAOZZ		11595833	19207	COVER: CENTER BEARING HOUSING	EA	1
106	7	PAOZZ	5310-00-407-9566	MS35338-45	96906	WASHER, LOCK: S, CD PLTD, 5/16 IN. ATTACH COVER	EA	4
106	8	PAOZZ	5306-00-225-8498	MS90725-33	96906	SCREW, CAP, HEXAGON HEAD: S, CD PLTD, 5/16-18 UNC-2A, 7/8 IN. LG	EA	4
106	9	PAOZZ	5310-00-637-9541	MS35338-46	96906	WASHER, LOCK: S, CD PLTD, 3/8 IN. MOUNTING HOUSING	EA	2
106	10	PAOZZ	5305-00-068-0511	MS90728-62	96906	SCREW, CAP, HEXAGON HEAD: S, CD PLTD, 3/8-16 UNC-2A, 1-1/4 IN. LG	EA	2



TA025827

Figure 106. Center bearing assembly and related parts.

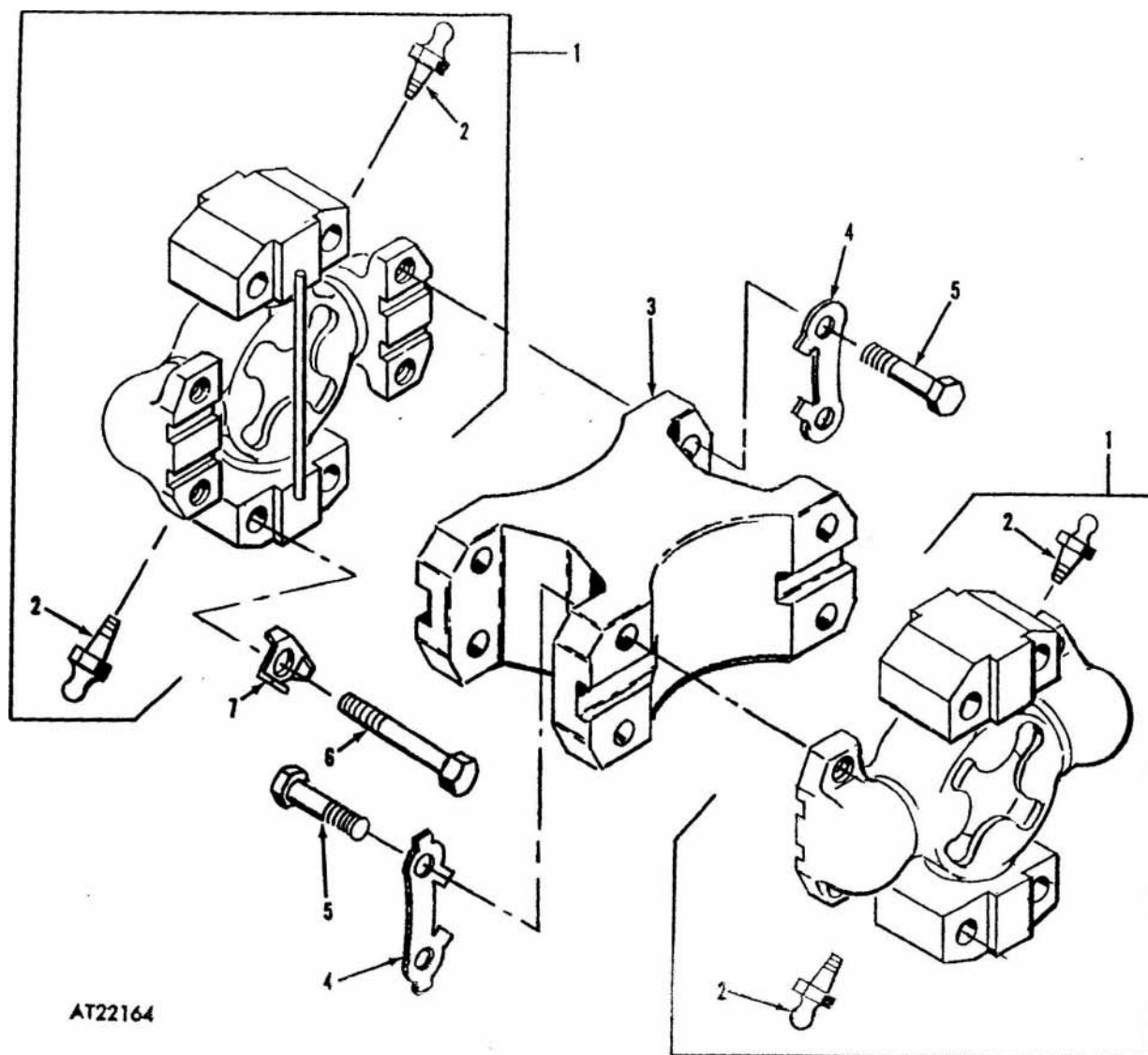
(1) Illustration		(2)	(3)	(4)	(5)	(6)	(7)	(8)
(a) Fig. No.	(b) Item No.	SMR code	National ^{stoc} No.	Part No.	FSCM	Description Usable On Code	U / M	Qty inc in unit
107	1	PAOZZ	4730-00-172.0028	MS15003-4	96906	0900 CARRIER PROPELLER SHAFT AND YOKE ASSEMBLY FITTING, LUBRICATION: S, 45 DEG, 1/8 IN. NPT NPT, YOKE ASSEMBLY	EA	1
107	2	XBOZZ	2520-00-880-4106	11601566	19207	YOKE ASSEMBLY: CARRIER PROPELLER SHAFT	EA	1
107	3	PAOZZ		11601562	19207	PROPELLER SHAFT:	EA	1
107	4	KFOZZ		11601571	19207	WASHER: SLIP JOINT, PART OF KIT 5703724	EA	2
107	5	KFOZZ		11601570	19207	SEAL: SLIP JOINT, PART OF KIT 5703724	EA	1
107	6	KFOZZ		11601568	19207	RETAINER: SLIP JOINT, PART OF KIT 5703724	EA	1
107	7	PAOZZ	5306-00-358-9309	7417087	19207	BOLT, MACHINE: COUPLING ASSEMBLY, PART OF KIT 5703726	EA	4
107	8	PAOZZ	2520-00.368-6961	5261758	19207	PLATE: LOCK, COUPLING ASSEMBLY, PART OF KIT 5703726	EA	2
107	9	PAOZZ	5306-00.050.1239	MS90727-38	96906	SCREW, CAP. HEXAGON HEAD: S, CD PLTD, 5/16-24 UNF- 2A, 1.1/2 IN. LG, ATTACH COUPLING, PART OF KIT 5703726	EA	4
107	10	PAOZZ	5340-00-886-6662	11595450	19207	PLATE: COUPLING ASSEMBLY, PART OF KIT 5703726	EA	4
107	11	KFOZZ		10945154	19207	SPIDER AND BEARING ASSEMBLY: PART OF KIT 5703726	EA	1
107	12	PAOZZ	4730-00-172-0010	MS15002-1	96906	FITTING LUBRICATION: S, CD PLTD, 1/4 28 UNF.2A	EA	2
107	•	PAOZZ	2520-00.080-6652	5703724	19207	PARTS KIT, SLIP JOINT: COMPOSED OF:	EA	1
107	4					WASHER:	EA	2
107	5					SEAL:	EA	1
107	6					RETAINER:	EA	1
107	-	PAOZZ	2520.00-0864940	5703726	19207	PARTS KIT, UNIVERSAL JOINT: COUPLING ASSEMBLY, COMPOSED OF:	EA	2
107	7					BOLT MACHINE: COUPLING ASSEMBLY	EA	4
107	8					PLATE:	EA	2
107	9					SCREW, CAP, HEXAGON HEAD:	EA	4
107	10					PLATE:	EA	4
107	11					SPIDER AND BEARING ASSEMBLY	EA	1



TA037582

Figure 107. Carrier propeller shalt and yoke assembly.

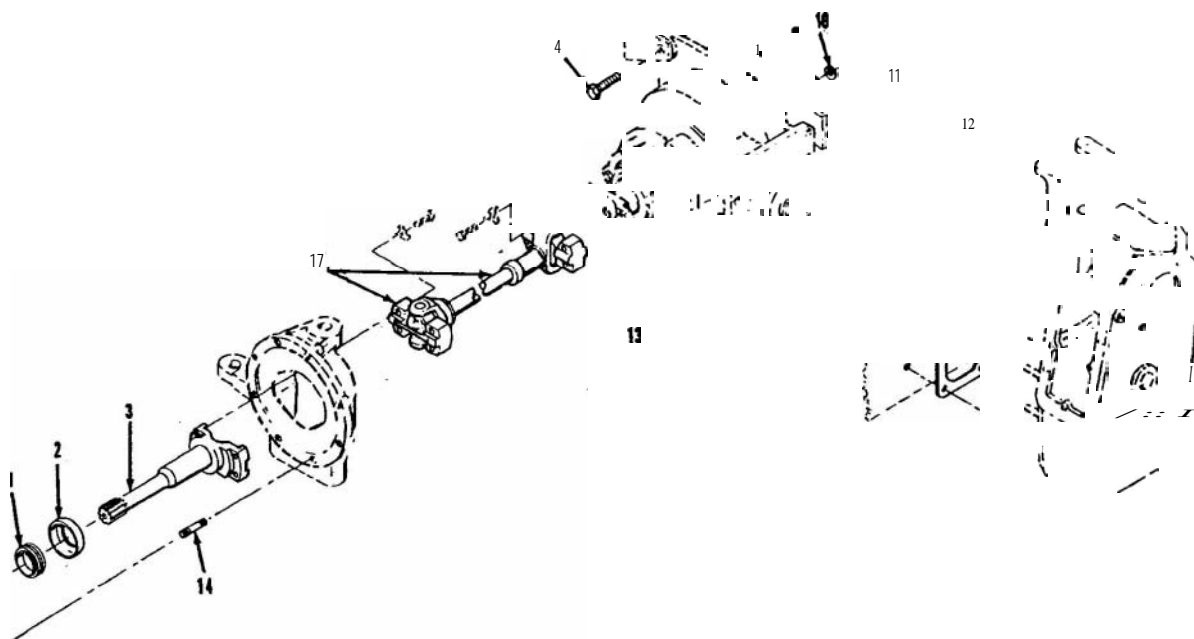
(1) Illustration		(2)	(3)	(4)	(5)	(6)	(7)	(8)
(a) Fig. No.	(b) Item No.	SMR code	National stock No.	Part No.	FSCM	Description Usable On Code	U / M	Qty inc. in unit
						0900 CARRIER COUPLING ASSEMBLY		
108	1	KFOZZ		10945154	19207	SPIDER AND BEARING ASSEMBLY: PART OF KIT 5703726	EA	1
108	2	PAOZZ	4730-00.172.0010	MS15002 1	96906	FITTING, LUBRICATION: S, CD PLTD, 1/4 -28 UNF-2A	EA	4
108	3	PAOZZ	2520.00-006-6295	11595836	19207	YOKE: COUPLING, UNIVERSAL	EA	1
108	4	PAOZZ	2520-00.368-6961	5261758	19207	PLATE: SPIDER AND BEARING ASSEMBLY, PART OF KIT 5703726	EA	2
108	5	PAOZZ	5306-00-358-9309	7417087	19207	BOLT, MACHINE: COUPLING PART OF KIT 5703726	EA	4
108	6	PAOZZ	5306.00-050-1239	MS90721 38	96906	SCREW, CAP, HEXAGON HEAD: S, CD PLTD, 5/16-24 UNF. 2A, 1-1/2 IN. LG. PART OF KIT 5703726	EA	4
108	7	PAOZZ	5340-00-886-6662	11595450	19207	PLATE: LOCK, COUPLING, PART OF KIT 5703726	EA	4
108	-	PAOZZ	2520.00-086-1940	5703726	19207	PARTS KIT, UNIVERSAL JOINT: COUPLING ASSEMBLY, COMPOSED OF:	EA	1
108	1					SPIDER AND BEARING ASSEMBLY:	EA	1
108	4					PLATE: SPIDER AND BEARING ASSEMBLY,	EA	2
108	5					BOLT, MACHINE:	EA	4
108	6					SCREW, CAP, HEXAGON HEAD:	EA	4
108	7					PLATE:	EA	4



AT22164

Figure 108. Carrier coupling assembly.

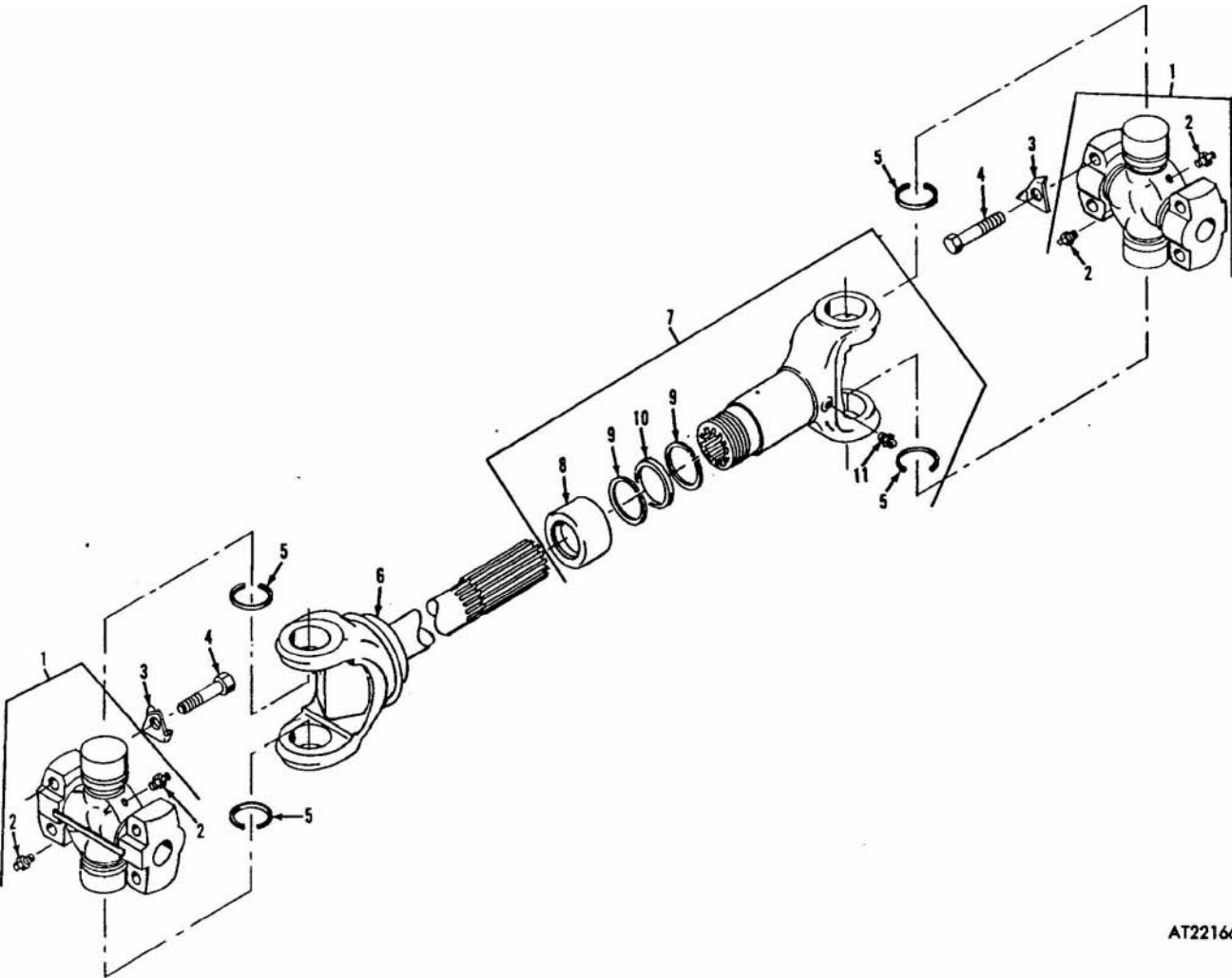
(1) Illustration		(2)	(3)	(4) Part No.	(5) FSCM	(6) Description Usable On Code	(7) U M	(8) Qty inc. in unit
(a) Fig. No.	(b) Item No.	SMR code	National stoc No.					
						1000 SHAFT AND JOINT ASSEMBLY		
109	1	PAOZZ	5330.00-410-2329	11640306	19207	SEAL, PLAIN ENCASED:	EA	2
109	2	PAOZZ	2520-00-404-7382	11659891	19207	DEFLECTOR:	EA	2
109	3	PAOZZ	2520-00-253-5824	11659889	19207	AXLE SHAFT: HALF, AUTOMOTIVE	EA	2
109	4	PAFZZ	5305-00-948-0749	MS90727-188	96906	SCREW, CAP, HEXAGON HEAD: S, CD PLTD, 3/4-16 UNF-2A, 2.1/4 IN. LG	EA	2
109	5	PAFZZ	5305-00-719-5235	MS90727 114	96906	SCREW, CAP, HEXAGON HEAD: S, CD PLTD, 1/2-20 UNF-2A, 1 3/4 IN. LG	EA	2
109	6	PAFZZ	5310-00-809-8533	MS27183-23	96906	WASHER, FLAT: S, CD PLTD, 0.812 IN. ID, 1.469 IN. OD, 0.134 IN, THK	EA	2
109	7	PAFZZ	5310.00-584-7888	MS35338-51	96906	WASHER, LOCK: S, CD PLTD, 3/4 IN.	EA	2
109	8	PAFZZ	5310-00-763-8901	MS51968-23	96906	NUT, PLAIN, HEXAGON: S, CD PLTD, 3/4 16 UNF-2B	EA	2
109	9	PAFZZ	5310-00-809-3079	MS27183-19	96906	WASHER, FLAT: S, CD PLTD, 0.562 IN. ID, 1.375 IN. OD, 0.109 IN. THK	EA	2
109	10	PAFZZ	5310-00-584-5272	MS35338-48	96906	WASHER, LOCK: S, CD PLTD, 1/2 IN.	EA	18
109	11	PAFZZ	5310-00-943-2141	MS51968-15	96906	NUT, PLAIN, HEXAGON: S, CD PLTD, 1/2 20 UNF-2B	EA	18
109	12	PAFZZ	5330-00-080-6648	11594416	19207	GASKET: TRANSFER CASE	EA	4
109	13	PAFZZ	5310.00-809-5998	MS27183-18	96906	WASHER, FLAT: S, CD PLTD, 0.531 IN. ID, 1.062 IN. OD 0.095 IN. THK	EA	16
109	14	PAOZZ	5307.00-177-7680	MS15986JP19	96906	STUD, PLAIN: S, CD PLTD, 7/16-14 NC-5, 7/16 20 UNF-2A. 2. 3/8 IN. LG	EA	16
109	15	PAOZZ	5310-00-209-0965	MS35338-47	96906	WASHER, LOCK: S, CD PLTD, 7/16 IN.	EA	16
109	16	PAOZZ	5310-00-926-5916	MS51968-12	96906	NUT, PLAIN, HEXAGON: S, CD PLTD, 7/16-20 UNF-2B	EA	16
109	17	PAOZZ	2520-00-176-7869	11640418	19207	PROPELLER SHAFT: (SEE FIGURE 110 FOR REPAIR PARTS)	EA	2



TA025829

Figure 109. Shaft and joint assembly.

(1) Illustration		(2)	(3)	(4)	(5)	(6)	(7)	(8)
(a) Fig. No.	(b) Item No.	SMR code	National stock No.	Part No.	FSCM	Description Usable On Code	U · M	Qty. inc in unit
110	1	KFOZZ		11601942	19207	1000 FRONT DRIVE SHAFT ASSEMBLY	EA	1
110	2	PAOZZ	4730-00-172-0010	MS15002-1	96906	JOURNAL WITH BEARINGS: PART OF KIT 5703884	EA	2
110	3	PAOZZ	5340-00-886-6663	11595449	19207	FITTING, LUBRICATION: S, CD PLTD, 1/4-28 UNF-2A, SPIDER AND BEARING ASSEMBLY	EA	4
110	4	PAOZZ	5305-00-269-3241	MS90727 65	96906	PLATE: LOCK, SPIDER AND BEARING, PART OF KIT 5703884	EA	4
110	5	KFOZZ		5191564	19207	SCREW, CAP, HEXAGON HEAD: S, CD PLTD, 3/8-24 UNF- 2A, 1-3/4 IN. LG, PART OF KIT 5703884	EA	2
110	6	PAOZZ	2520-00-488-9354	11640417	19207	RING, RETAINER: PART OF KIT 5703884	EA	2
110	7	PAOZZ	2520-00-431-1684	11640413	19207	STUB ASSEMBLY:	EA	2
110	8	KFOZZ		11640415	19207	YOKE ASSEMBLY: SLIP AXLE	EA	1
110	9	KFOZZ		11640414	19207	RETAINER: YOKE ASSEMBLY, SLIP, PART OF KIT 5703915	EA	2
110	10	KFOZZ		11640420	19207	WASHER: YOKE ASSEMBLY, SLIP, PART OF KIT 5703915	EA	1
110	11	PAOZZ	4730-00-172-0028	MS15003-4	96906	SEAL: YOKE ASSEMBLY, SLIP, PART OF KIT 5703915	EA	2
110	—	PAOZZ	2520-00-086-1953	5703884	19207	FITTING, LUBRICATION: S, 45 DEG, 1/8 NPTF, YOKE ASSEMBLY	EA	4
110	1					PARTS KIT, UNIVERSAL JOINT:	EA	1
110	3					JOURNAL WITH BEARINGS:	EA	4
110	4					PLATE: LOCK	EA	4
110	5					SCREW, CAP, HEXAGON HEAD:	EA	2
110	—	PAOZZ	2520-00-235.4784	5703915	19207	RING, RETAINER:	EA	2
110	8					PARTS KIT, UNIVERSAL JOINT:	EA	1
110	9					RETAINER:	EA	2
110	10					WASHER:	EA	1
110						SEAL:	EA	



AT22166

Figure 110. Front drive shaft assembly.

(1) Illustration		(2)	(3)	(4)	(5)	(6)	(7)	(8)
Fig. No	(b) Item No.	SMR code	National stock No.	Part No.	FSCM	Description Usable On Code	U M	Qty inc in unit
111	1	MFFZZ		11594768	19207	1002 DIFFERENTIAL DRIVE TRAIN VENT LINES TUBE ASSEMBLY, METAL: FABRICATE FROM, NUT, TUBE, COUPLING (2), NSN 4730-00-038-7015, SLEEVE, CLINCH, TUBE (2), NSN 4730-00-004-4265 , TUBE, STEEL, 6.56 IN. LG, NSN 4710-00-595-1824 (SEE GROUP 9501)	EA	1
111	2	PAFZZ	5310.00-835-2036	MS35691-29	96906	NUT, PLAIN, HEXAGON: S, CD PLTD, 7/16.20 UNF -2B	EA	1
111	3	PAFZZ	5310.00-809-5998	MS27183-18	96906	WASHER, FLAT: S, CD PLTD. 0.531 IN. ID, 1.062 IN. OD, 0.095 IN. THK	EA	2
111	4	PAFZZ	4730.00-174-2985	MS51812-3	96906	NIPPLE TUBE: S, CR RES, 7/16-20 UNF-2A, 1/4 IN. TUBE OD	EA	1
111	5	MFFZZ	4710.00-800-7075	11595238	19207	TUBE ASSEMBLY, METAL: FABRICATE FROM, NUT, TUBE, COUPLING (2), NSN 4730-00-038-7015, SLEEVE, CLINCH, TUBE (2), NSN 4730-00-004-4265, TUBE, STEEL, 4.50 IN. LG, NSN 4710-00-595-1824 (SEE GROUP 95011	EA	1
111	6	PAFZZ	4730.00-096-8756	MS51815-3	96906	ELBOW, PIPE TO TUBE: S, CD PLTD, 1/8 NPTF, 7/16.20 UNF-2A	EA	1
111	7	PAFDL	2520-00-880-4107	11594677	19207	DIFFERENTIAL, DRIVING AXLE: FRONT	EA	1

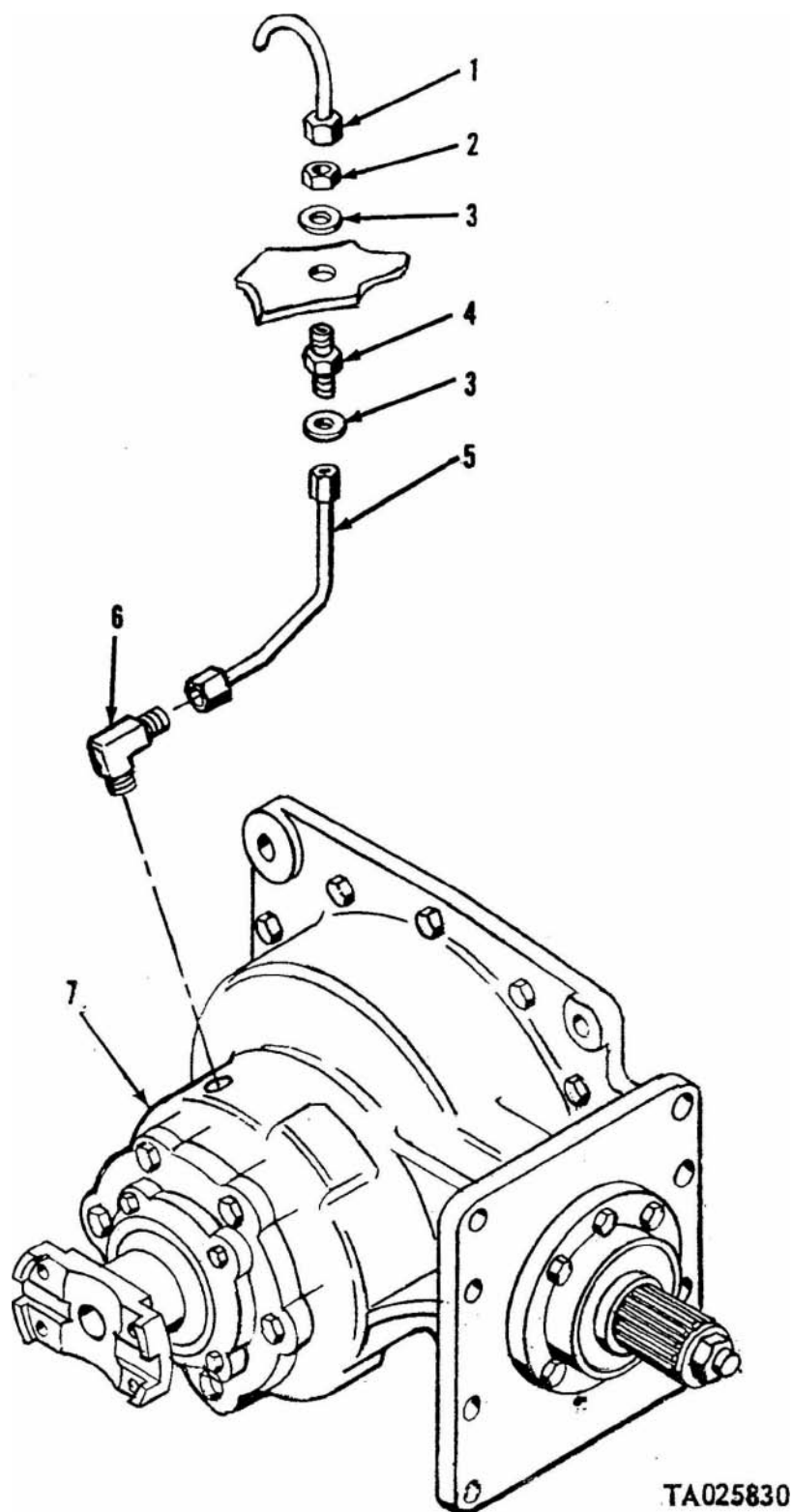
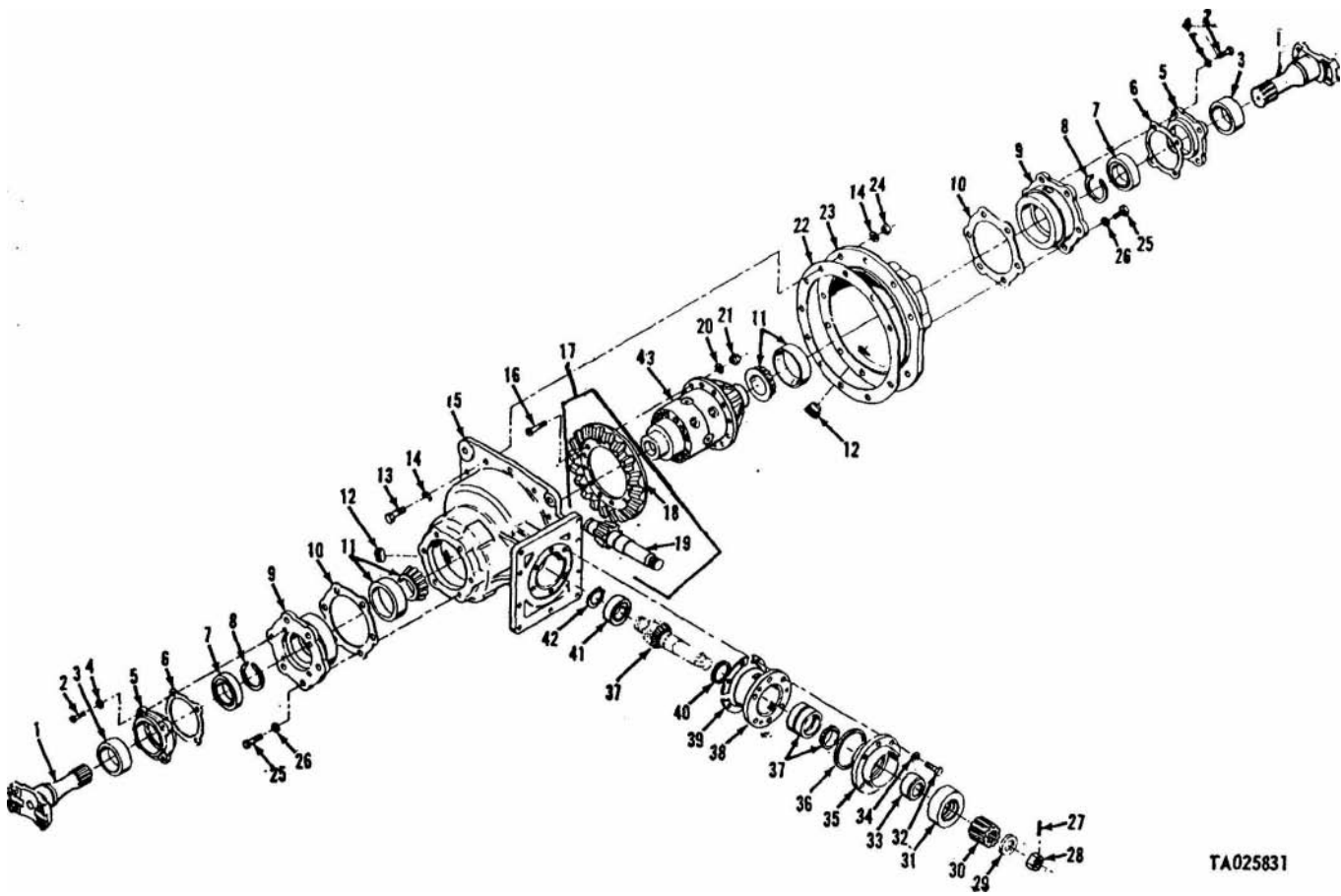


Figure 111. Differential drive train vent line.

(1) illustration		(2)	(3)	(4)	(5)	(6)	(7)	(8)
(a) Fig. No.	(b) Item No.	SMR code	National stock No.	Part No.	FSCM	Description Usable On Code	U M	Qty. inc. in unit
						1002 DIFFERENTIAL ASSEMBLY, FRONT		
112	1	PAFZZ	2520-00-880-4369	11601676	19207	PROPELLER SHAFT: FRONT	EA	2
112	2	PAFZZ	5305-00.068-0511	MS90728-62	96906	SCREW, CAP, HEXAGON HEAD: S, CD PLTD 3/8-16UNC- 2A, 1-1/4 IN. LG, SEAL RETAINER	EA	8
112	3	PAFZZ	5330-00.886-6673	11601211	19207	SEAL: OUTPUT, AXLE	EA	2
112	4	PAFZZ	5310-00.637-9541	MS35338-46	96906	WASHER, LOCK: S, CD PLTD, 3/8 IN. SEAL RETAINER	EA	8
112	5	XDFZZ		11601677	19207	RETAINER:	EA	2
112	6	PAFZZ	5330-00.080-6693	11601670	19207	GASKET: DIFFERENTIAL	EA	2
112	7	PAFZZ	3110.00-554-2979	701024	19207	BEARING, BALL ANNULAR: SHAFT	EA	2
112	8	PAFZZ	5365-00.226-3420	11601200	19207	RING, RETAINING: BEARING	EA	2
112	9	XDHZZ		11601293	19207	HOUSING ASSEMBLY: AXLE	EA	2
112	10	PAHZZ	5365-00-782-4203	5703725	19207	SHIM SET: BEARING, AXLE DRIVE, COMPOSED OF	EA	1
112	10	KFHZZ		11601294-1	19207	SHIM:	EA	2
112	10	KFHZZ		11601294.2	19207	SHIM:	EA	4
112	10	KFHZZ		11601294-3	19207	SHIM:	EA	6
112	11	PAHZZ	3110-00.100-5329	105502H	31007	BEARING, ROLLER, TAPERED: EQUALIZER	EA	2
112	12	PAOZZ	4730-00.930-2341	MS49005-14	96906	PLUG, PIPE: 5, CD PLTD, 1-1/4-11-1/2, OIL FILTER	EA	2
112	13	PAHZZ	5305-00-269-3241	MS90727-65	96906	SCREW, CAP, HEXAGON HEAD: S, CD PLTD, 3/8.24 UNF- 2A, 1.1% IN. LG. HOUSING	EA	11
112	14	PAHZZ	5310-00-079-1976	11601678	19207	WASHER, FLAT: HOUSING	EA	22
112	15	XAHZZ		11601665	19207	HOUSING ASSEMBLY: NHA 11594677	EA	1
112	16	PAHZZ	5305-00-084-3950	11601221	19207	SCREW, MACHINE: RING GEAR, 1/2-20 UNF-2A	EA	12
112	17	PAHZZ	3020-00-169-2833	11660261	19207	GEAR SET, BEVEL, MATCHED: COMPOSED OF	EA	1
112	18	XAHZZ		11660259	19207	RING GEAR:	EA	1
112	19	XAHZZ		11660260	19207	PINION:	EA	1
112	20	PAHZZ	5310-00-079-1979	7748742	19207	WASHER FLAT: RING GEAR	EA	12
112	21	PAHZZ	5310-00-842-1485	MS35692-38	96906	NUT, PLAIN, SLOTTED. HEXAGON: S, CD PLTD. 1/2-20 UNF-2B, RING GEAR	EA	12
112	22	PAHZZ	5330-00-998-8174	11601669	19207	GASKET: HOUSING	EA	1
112	23	XAHZZ		11601666	19207	HOUSING ASSEMBLY: DIFFERENTIAL NHA 11594677	EA	1
112	24	PAHZZ	5310-00-082-1679	MS35690-627	96906	NUT, PLAIN, HEXAGON: S, CD PLTD, 3/8-24 UNF-2B HOUSING	EA	11
112	25	PAHZZ	5305-00-071-2055	MS90728-89	96906	SCREW, CAP, HEXAGON HEAD: S, CI PLTD, 7/16-14 UNC- 2A, 1-1/2 IN. LG, HOUSING	EA	12
112	26	PAHZZ	5310-00-079-1974	11601651	19207	WASHER, FLAT: HOUSING	EA	12
112	27	PAHZZ	5315.00-298-1481	MS24665-357	96906	PIN, COTTER: S, CD PLTD, 1/8 IN. DIA, 1-1/2 IN. LG. PINION NUT	EA	1
112	28	PAHZZ	5310-00-080-9159	11601214	19207	NUT, PLAIN, SLOTTED HEXAGON: SPACER, BEARING, RETAINING	EA	1
112	29	PAHZZ	5310-00-082-1702	11601649	19207	WASHER, FLAT: SPACER, BEARING, RETAINING	EA	1
112	30	PAHZZ	2520-00-880-4537	11601668	19207	SLEEVE, SPLINED: PINION	EA	1
112	31	PAHZZ	5330-00-998-5063	11601208	19207	SEAL: PINION	EA	1

(1) Illustration		(2)	(3)	(4)	(5)	(6)	(7)	(8)
Fig No	Item No.	SMH code	National stock No.	Part No.	FSCM	Description On code	U M	Qty inc. unit
						DIFFERENTIAL ASSEMBLY FRONT—Continued		
112	32	PAIIZZ	5305-00-725-2317	MS90728-64	96906	SCREW. CAP, HEXAGON HEAD: S. CI) PLTI), 3/8-16 UNC-2B, 1-1/2 IN. LG, RETAINER	EA	6
112	33	PAHZZ	5365.00-080-6695	11601679	19207	SPACER, SLEEVE: PINION	EA	1
112	34	PAHZZ	5210-00-079-1975	11601664	19207	WASHER, FLAT: RETAINER	EA	6
112	35	XBIIZZ		11601672	19207	RETAINER: BEARING	EA	1
112	36	PAHZZ	5330-00-618-1603	MS28775-24C	96906	PACKING, PREFORMED: 3.734 IN. ID. 0.139 IN. W, PINION HOUSING	EA	1
112	37	PAIIZZ	3110-00-198-1829	712847	21450	BEARING, ROLLER, TAPERED: PINION	EA	2
112	38	XAHZZ		11601300	19207	HOUSING: BEARING, PINION NHA 11599677	EA	1
112	39	PAHZZ	5365-00-782-4206	5703871	19207	SHIM SET: BEARING GAGE COMPOSED OF	EA	1
112	39					SHIM:	EA	2
112	39					SHIM:	EA	3
112	39					SHIM:	EA	2
112	40	PAHZZ	5365-00-782-4209	5703727	19207	SHIM SET: BEARING, PINION 0.381-0.387 COMPOSED OF	EA	1
112	40					SHIM:	EA	1
112	40					SHIM:	EA	1
112	40					SHIM:	EA	1
112	40					SHIM:	EA	1
112	40					SHIM:	EA	1
112	40					SHIM:	EA	1
112	40					SHIM:	EA	1
112	40	PAHZZ	5365-00-782-4208	5703728	19207	SHIM SET: BEARING, PINION 0.388-0.394 COMPOSED OF	EA	1
112	40					SHIM:	EA	1
112	40					SHIM:	EA	1
112	40					SHIM:	EA	1
112	40					SHIM:	EA	1
112	40					SHIM:	EA	1
112	40					SHIM:	EA	1
112	40					SHIM:	EA	1
112	40					SHIM:	EA	1
112	40	PAHZZ	5365-00-782-4207	5703729	19207	SHIM SET: BEARING. PINION 0.395-0.401 COMPOSED OF	EA	1
112	40					SHIM:	EA	1
112	40					SHIM:	EA	1
112	40					SHIM:	EA	1
112	40					SHIM:	EA	1
112	40					SHIM:	EA	1
112	40					SHIM:	EA	1
112	40					SHIM:	EA	1
112	40					SHIM:	EA	1
112	40	PAHZZ	5365.00-782-4210	5703870	19207	SHIM SET: BEARING, PINION 0.402-0.408 COMPOSED OF	EA	1
112	40					SHIM:	EA	1
112	40					SHIM:	EA	1
112	40					SHIM-	EA	1

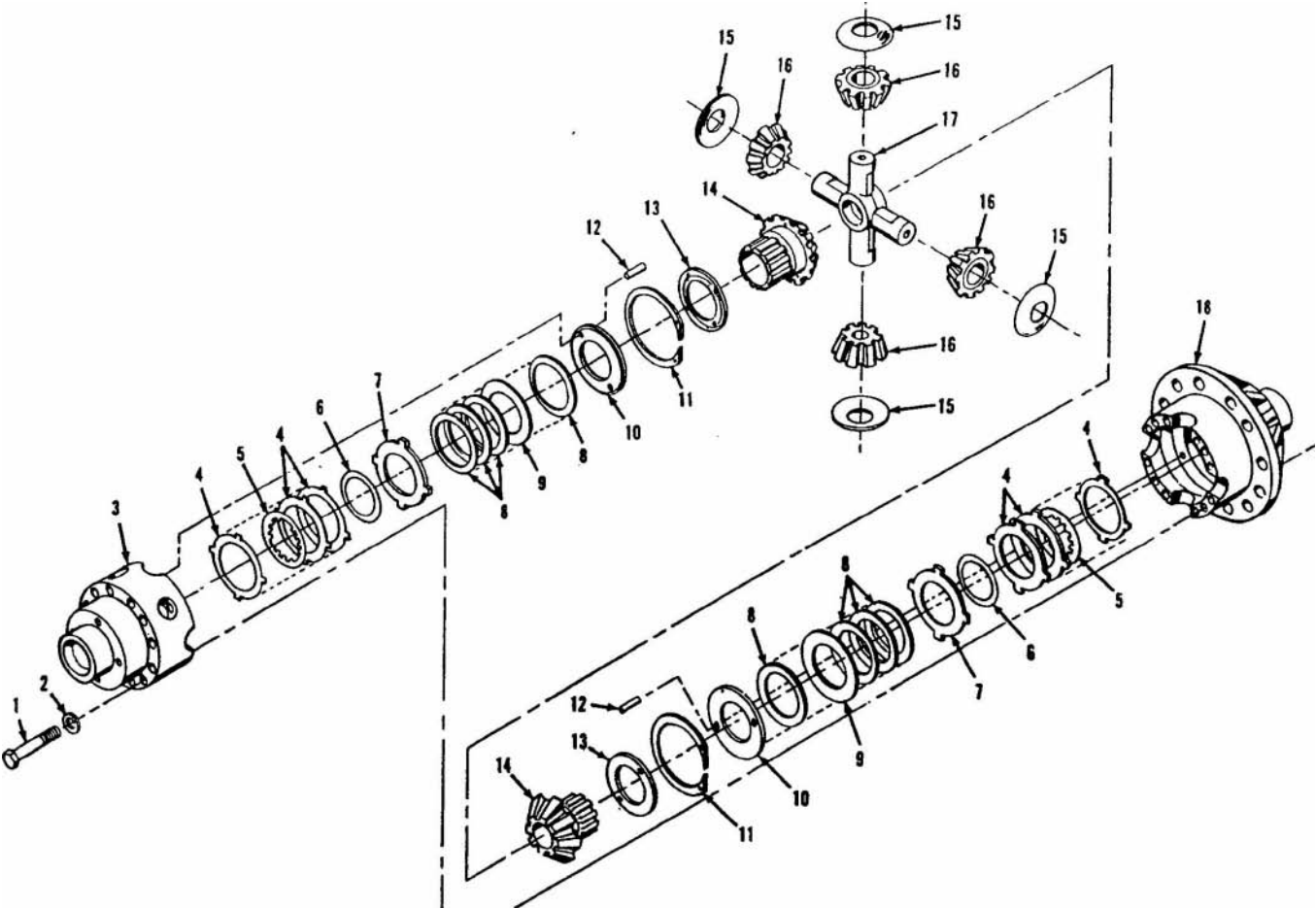
(1) Illustration		(2)	(3)	(4)	(5)	(6)	(7)	(8)
(a) Fig. No	(b) Item No	SMR code	National stock No	Part No	FSCM	Description Usable On Code	U / M	Qty inc. in unit
112	40	PAHZZ	3110-00-155-7313	MS19073-4	96906	DIFFERENTIAL ASSEMBLY FRONT—Continued	EA	1
112	40					SHIM:	EA	1
112	40					SHIM:	EA	1
112	40					SHIM:	EA	1
112	41					SHIM:	EA	1
112	42	PAHZZ	5365-00-080-9095	11601201	19207	BEARING, ROLLER CYLINDRICAL: S, 0.9843 IN. I.D. 2.0472 IN. OD, 0.5906 IN. W, PINION	EA	1
112	43	PAHHH	2520-00-880-4374	11601660	19207	RING, RETAINING: PINION CARRIER ASSEMBLY	EA	1



TA025831

Figure 112. Differential assembly front.

(1) illustration		(2)	(3)	(4)	(5)	(6)	(7)	(8)
(a) Fig. No.	(b) Item No.	SMR code	National stock No.	Part No.	FSCM	Description Usable On Code	U M	Qty. Inc in unit
						1002 CARRIER ASSEMBLY, FRONT		
113	1	PAHZZ	5306-00-325-2507	11601663	19207	BOLT, MACHINE: DRIVE HOUSING	EA	12
113	2	PAHZZ	5330-00-070-1975	11601664	19207	WASHER, FLAT: DRIVE HOUSING	EA	12
113	3	XAHZZ		11692273	19207	HOUSING: NHA 11601660	EA	1
113	4	KFHZZ		11601658	19207	DISC: PART OF KIT 5703722	EA	22
113	5	KFHZZ		11601652	19207	DISC: PART OF KIT 5703722	EA	18
113	6	KFHZZ		11601653-1	19207	SHIM: PART OF KIT 5703722	EA	2
113	6	KFHZZ		11601653-2	19207	SHIM: PART OF KIT 5703722	EA	2
113	6	KFHZZ		11601653-3	19207	SHIM: PART OF KIT 5703722	EA	2
113	7	KFHZZ		11601662	19207	DISC: PART OF KIT 5703722	EA	2
113	8	KFHZZ		11601655	19207	SPRING: PART OF KIT 5703722	EA	30
113	9	KFHZZ		11601656	19207	WASHER, SPACING: PART OF KIT 5703722	EA	8
113	10	KFHZZ		11601313	19207	RING, RETAINER: PART OF KIT 5703722	EA	2
113	11	KFHZZ		11601212	19207	RING, SNAP: PART OF KIT 5703722	EA	2
113	12	PAHZZ	5315-00-844-3963	MS16562-46	96906	PIN, SPRING: S, CD, PLTD, 3/16 IN. DIA, 1/2 IN. LG, PART OF KIT 5703722	EA	4
113	13	PAHZZ	3120.00-340-1384	2652D5	50513	WASHER, THRUST: PART OF KIT 5703722	EA	2
113	14	PAHZZ	3020.00-880-4368	11601657	19207	GEAR, BEVEL:	EA	2
113	15	KFHZZ		11601210	19207	WASHER, THRUST: PART OF KIT 5703723	EA	4
113	16	KFHZZ		11601654	19207	GEAR, PINION: PART OF KIT 5703723	EA	4
113	17	KFHZZ		11601659	19207	SPIDER: PART OF KIT 5703723	EA	1
113	18	XAHZZ		11601661	19207	HOUSING: NHA 11601660	EA	1
113	—	PAHZZ	2520.00-880-4464	5703722	19207	PARTS KIT, DRIVING AXLE: COMPOSED OF	EA	1
113	4					DISC:	EA	22
113	5					DISC:	EA	18
113	6					SHIM:	EA	2
113	6					SHIM:	EA	2
113	6					SHIM:	EA	2
113	7					DISC:	EA	2
113	8					SPRING:	EA	30
113	9					WASHER, SPACING	EA	8
113	10					RING, RETAINER:	EA	2
113	11					RING, SNAP:	EA	2
113	12					PIN, SPRING:	EA	4
113	13					WASHER, THRUST:	EA	2
113	—	PAHZZ	2520-00-880-4370	5703723	19207	PARTS KIT, DRIVING AXLE: COMPOSED OF	EA	1
113	15					WASHER, THRUST:	EA	4
113	16	-				GEAR, PINION:	EA	4
113	17					SPIDER:	EA	1



AT22169

Figure 113. Equalizer assembly.

(1) Illustration		(2)	(3)	(4)	(5)	(6)	(7)	(8)
(a, Fig. No	(b) Rem No.	SMR code	National stoc No	Part No.	FSCM	Description Usable On Code	U ' M	Qty. inc in unit
						1004 WHEEL MECHANISM FRONT SUSPENSION TRACTOR		
114	1	PAOZZ	5305-00-983.8082	MS16998-112	96906	SCREW, CAP, SOCKET HEAD: S, CD PLTD, 5/8-18 UNF-3A. 2.1/2 IN. LG, RIGHT AND LEFT BRACKET UPPER ARM (16) LOWER ARM (9)	EA	25
114	2	PAOZZ	5310-00-820-6653	MS35338-50	96906	WASHER, LOCK: S, CD PLTD, 5/8 IN. UPPER ARM	EA	16
114	3	PAOZZ	5365-00-079-2203	11594880	19207	PLUG, MACHINE: ARM, UPPER AND LOWER, LEFT AND RIGHT SUSPENSION	EA	4
114	4	PAOZZ	5310-00-807-4795	MS35335-42	96906	WASHER, LOCK: S, CD PLTD, 1 1/2 IN. UPPER LEFT (2). UPPER RIGHT (2), LOWER LEFT (2) AND LOWER RIGHT (2)	EA	8
114	5	XBOZZ		11594665	19207	BRACKET: UPPER, LEFT	EA	2
114	6	XBOZZ		11594664	19207	BRACKET: UPPER, RIGHT	EA	2
114	7	PAOZZ	5310-00-763-8904	MS51968-21	96906	NUT, PLAIN, HEXAGON: S. CI) PLTD, 5/8-18 UNF-2B. UPPER ARM, LEFT AND RIGHT (8) LOWER ARM, LEFT AND RIGHT (8)	EA	16
114	8	XBOZZ		11594861	19207	BRACKET: LOWER, LEFT	EA	2
114	9	PAOZZ	5315-00-732-2837	MS20066-186	19207	KEY, MACHINE: S, 3/16 X 3/16, 1-1/8 IN. LG, LOWER LEFT (1) AND LOWER RIGHT (1)	EA	2
114	10	XBOZZ		11594775	19207	BRACKET: LOWER, RIGHT	EA	2
114	11	PAOZZ	3120-00-080-6658	11594881	19207	BUSHING. SLEEVE: BRACKET, PIVOT SHAFT	EA	8
114	12	PAOZZ	5365-00-079-8247	11594882-1	19207	SPACER, PLATE: ARM		
114	13	PAOZZ	5365-00-177-1314	11594882-2	19207	SPACER, PLATE:	EA	1
114	14	PAOZZ	5315-00-236-8359	MS24665-370	96906	PIN, COTTER: S, CD PLTD, 1/8 IN. OD, 1 IN. LG, UPPER AND LOWER ARM	EA	4

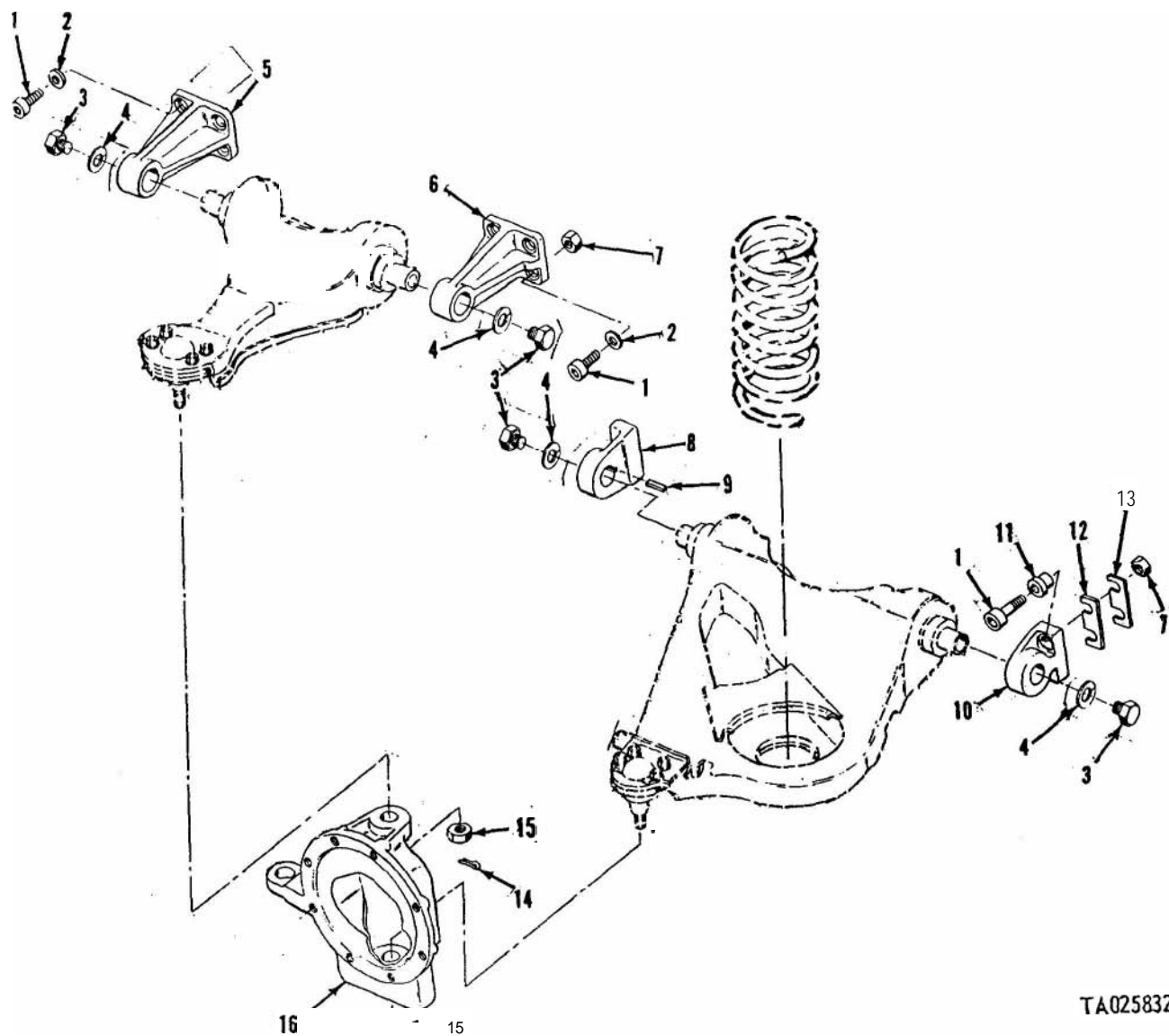
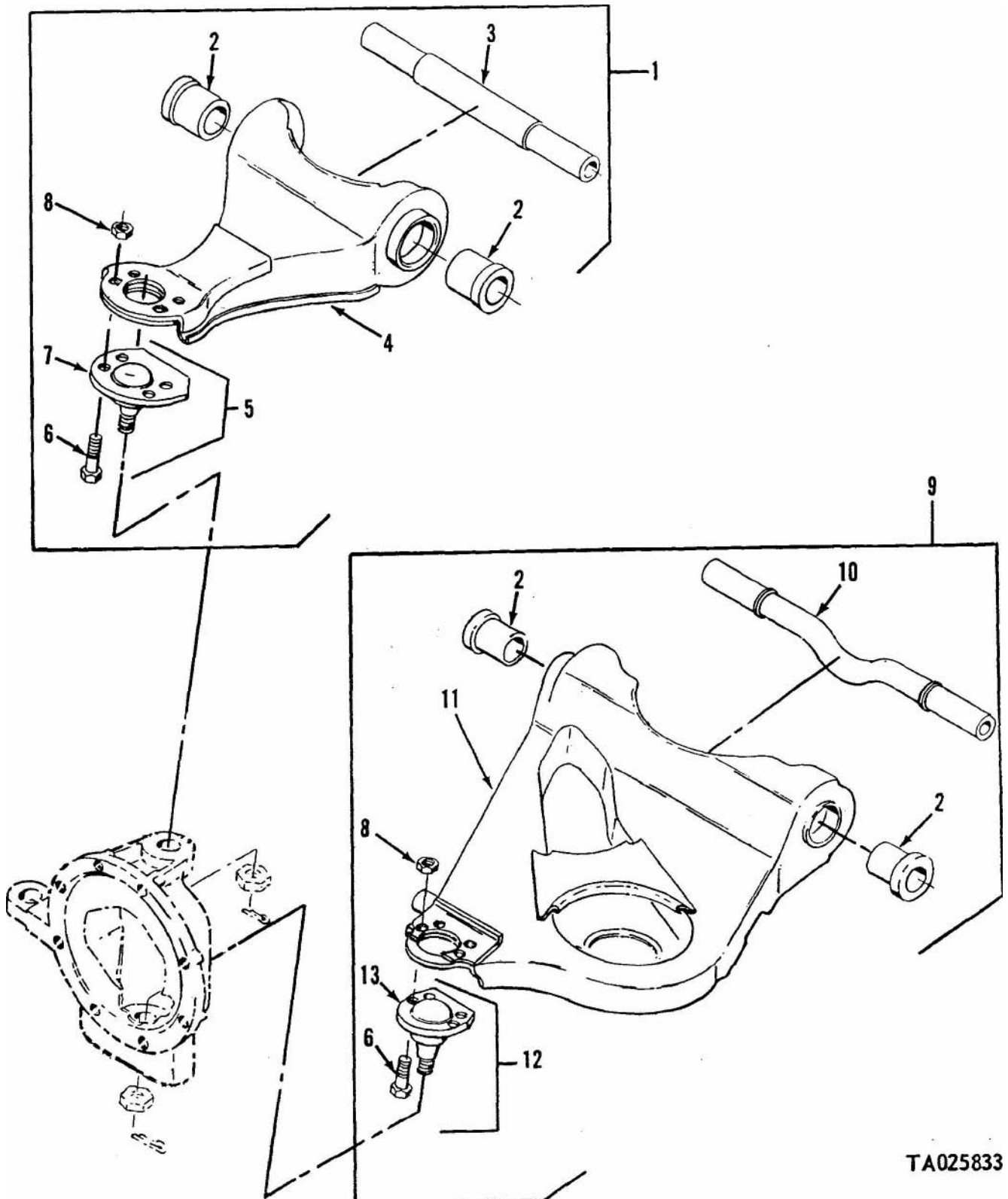


Figure 114. Front suspension, tractor.

(1) Illustration		(2)	(3)	(4)	(5)	(6)	(7)	(8)
(a) Fig. No.	(b) Item No.	SMR code	National stock No.	Part No.	FSCM	Description Usable On Code	U. M	Qty. nc in unit
						1004 FRONT SUSPENSION ARM ASSEMBLIES, UPPER AND LOWER		
115	1	PAOZZ	2510-00-168-9823	11660257	19207	ARM, UPPER ASSEMBLY: FRONT, LEFT AND RIGHT	EA	2
115	2	XAOZZ		11601342	19207	BUSHING: UPPER ARMS, LEFT AND RIGHT	EA	4
115	3	XAOZZ		11594879	19207	SHAFT: UPPER ARMS, LEFT AND RIGHT	EA	2
115	4	XAOZZ		11660256	19207	ARM: UPPER	EA	1
115	5	PAOZZ	3040-00-168-9824	11660225	19207	BALL JOINT: UPPER ARM, LEFT AND RIGHT	EA	2
115	6	PAOZZ	5305-00-269-3237	MS90727-61	96906	SCREW, CAP, HEXAGON HEAD: S, CD PLTD, 3/8-24 UNF- 2A, 1-1/8 IN. LG, UPPER LEFT AND RIGHT	EA	8
115	7	XAOZZ		02252-0501	93568	BALL JOINT: UPPER ARM ASSEMBLY	EA	2
115	8	PAOZZ	5310-00-810-1786	MS21042-6	96906	NUT, SELF-LOCKING: CRES, 3/8-24 UNJF-3B, UPPER LEFT AND RIGHT	EA	8
115	9	PAOZZ	2520-00-880-4074	11594671-1	19207	ARM ASSEMBLY: FRONT, LEFT LOWER	EA	1
115	10	XAOZZ		11594536.1	19207	SHAFT: ARM, LOWER LEFT	EA	1
115	11	XAOZZ		11594609-1	19207	ARM: LOWER LEFT	EA	1
115	12	PAOZZ	3040-00-168-9824	11660225	19207	BALL JOINT: ARM, LOWER	EA	2
115	13	XAOZZ		02252-0502	93568	BALL JOINT: LOWER	EA	2
115	14	PAOZZ	5305-00-269-3237	MS90727-61	96906	SCREW, CAP, HEXAGON HEAD: S, CD PLTD, 3/8-24 UNF-2A, 1-1/8 IN. LG, LOWER LEFT AND RIGHT	EA	8
115	15	PAOZZ	5310-00-810-1786	MS21042-6	96906	NUT, SELF-LOCKING: CRES, 3/8.24 UNJF-3B, LOWER LEFT AND RIGHT	EA	8
115	9	PAOZZ	2520-00-880-4085	11594671-2	19207	ARM ASSEMBLY: FRONT, RIGHT LOWER	EA	1
115	10	XAOZZ		11594536.2	19207	SHAFT: ARM, LOWER RIGHT	EA	1
115	11	XAOZZ		11594609-2	19207	ARM: LOWER RIGHT	EA	1
115	12	PAOZZ	3040-00-168-9824	11660225	19207	BALL JOINT: ARM, LOWER	EA	2
115	13	XAOZZ		02252-0502	93568	BALL JOINT: LOWER	EA	2
115	14	PAOZZ	5305-00-269-3237	MS90727-61	96906	SCREW, CAP, HEXAGON HEAD: S, CD PLTD, 3/8-24 UNF-2A, 1-1/8 IN. LG, LOWER LEFT AND RIGHT	EA	8
115	15	PAOZZ	5310-00-810-1786	MS21042-6	96906	NUT, SELF-LOCKING: CRES, 3/8-24 UNJF-3B, LOWER LEFT AND RIGHT	EA	8



TA025833

Figure 115. Front suspension arm assemblies, upper and lower.

(1) Illustration		(2)	(3)	(4)	(5)	(6)	(7)	(8)
(a) Fig. No.	(b) Item No.	SMR code	National stock No.	Part No.	FSCM	Description Usable On Code	U ' M	Qty. inc. Unit
116	1	PAOZZ	5330-00-410.2329	11640306	19207	1102 CENTER DIFFERENTIAL SEAL, PLAIN ENCASED: AXLE	EA	2
116	2	PAOZZ	2530-00-404-7382	11659891	19207	DEFLECTOR: AXLE	EA	2
116	3	PAOZZ	2520-00-253.5823	11659890	19207	AXLE SHAFT, HALF: CENTER	EA	2
116	4	PAOZZ	5307-00-177-7680	MS15986JP19	96906	STUD, PLAIN: S, CD PLTD. 0.4375-14 NC-5 0.4375-20 UNF-2A, 2.375 IN. LG KNUCKLE STEERING	EA	16
116	5	PAOZZ	5310-00-209-0965	MS35338-47	96906	WASHER, LOCK: S, CD PLTD. 7/16 IN., KNUCKLE STEERING	EA	16
116	6	PAOZZ	5310-00-926-5916	MS51968-12	96906	NUT, PLAIN, HEXAGON: S, CD PLTD, 7/16-20 UNF-2B, KNUCKLE STEERING	EA	12
116	7	PAFDL	2520.00-051-3101	11595862	19207	DIFFERENTIAL, DRIVING AXLE: CENTER	EA	1
116	8	PAOZZ	2520.00-781-7818	11640263	19207	SHAFT ASSEMBLY: DRIVE	EA	2

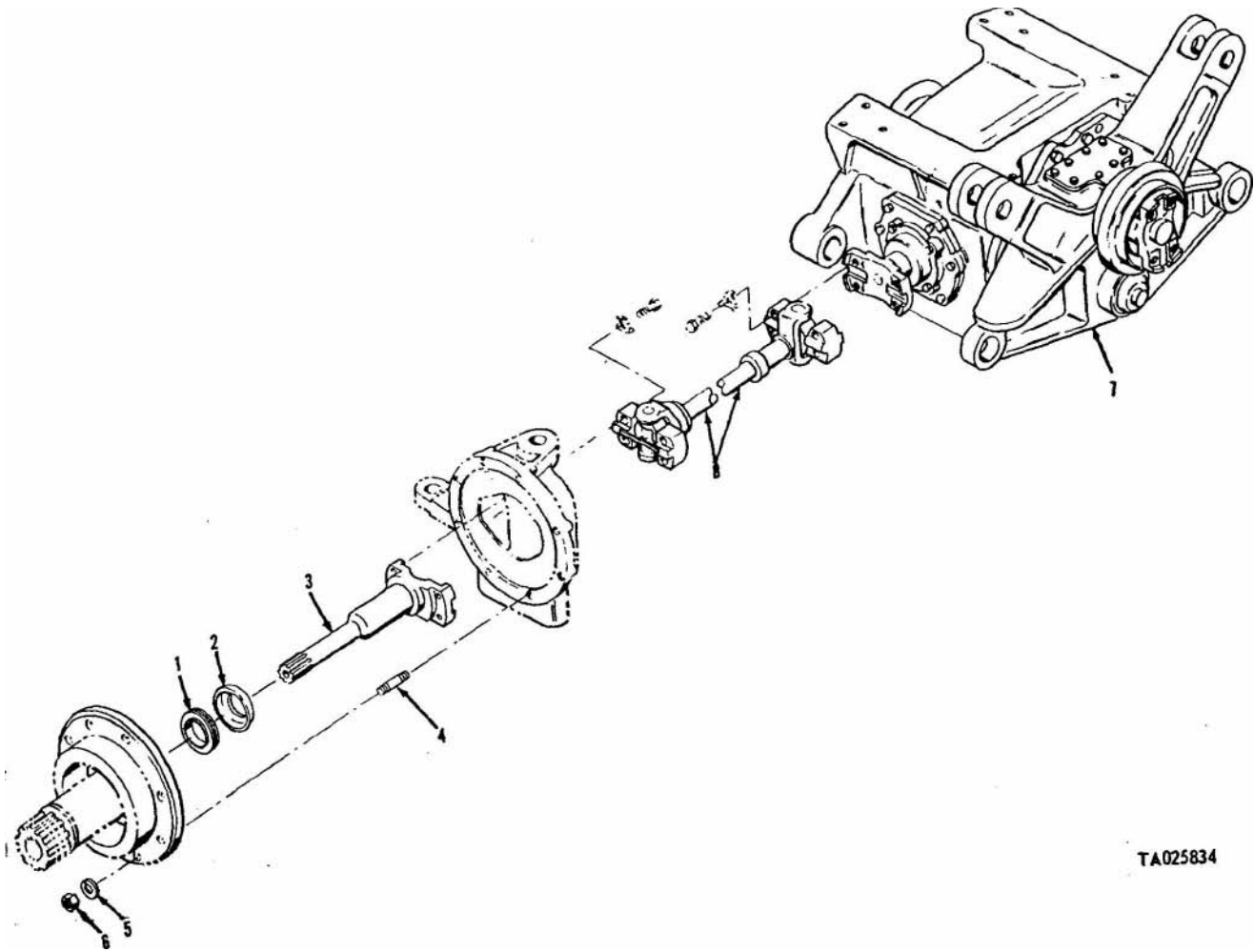


Figure 116. Center *differentia*¹ assembly.

(1) illustration		(2)	(3)	(4)	(5)	(6)	(7)	(8)
(a) Fig. No.	(b) (tern No.	SMR code	National stock No.	Part No.	FSCM	Description Usable On Code	U / M	Qty. inc in unit
						1102 CENTER DIFFERENTIAL - SUPPORT AND RELATED PARTS		
117	1	PAFZZ	5330-00-079-8333	11594520	19207	GASKET: SUPPORT ASSEMBLY	EA	1
117	2	XDFZZ		11594517	19207	SUPPORT ASSEMBLY: DIFFERENTIAL	EA	2
117	3	PAFZZ	5305-00-709-8531	MS90727-93	96906	SCREW, CAP, HEXAGON HEAD: S, CD PLTD, 7/16-20 UNF-2A, 2-1/2 IN. LG, SUPPORT	EA	4
117	4	XAFZZ		11594517-1	19207	SUPPORT: UPPER	EA	2
117	5	XAFZZ		11594517-2	19207	SUPPORT: LOWER	EA	2
117	6	PAFZZ	5310-00-655-9370	MS35340-47	96906	WASHER, LOCK: S, CD PLTD, 7/16 IN., SUPPORT	EA	4
117	7	PAFZZ	5310-00-926-5916	MS51968-12	96906	NUT, PLAIN, HEXAGON: S, CD PLTD, 7/16-20 UNF-2B, UPPER AND LOWER SUPPORT (4), ARM ASSEMBLY (8)	EA	12
117	8	PAOZZ	4730-00-050-4203	MS15001-1	96906	FITTING, LUBRICATION: S, CD PLTD, 1/4-28 UNS-2A, 1/2 IN. LG, SUPPORT	EA	2
117	9	PAFZZ	5305-00-709-8539	MS90727-89	96906	SCREW, CAP, HEXAGON HEAD: S, CD PLTD, 7/16-20 UNF- 2A, 1 1/2 IN. LG SUPPORT	EA	14
117	10	PAFZZ	5365-00-080-6630	11594519	19207	SHIM: SUPPORT ASSEMBLY	EA	3
117	11	PAFZZ	5310-00-209-0965	MS35338-47	96906	WASHER, LOCK: S, CD PLTD, 7/16 IN., SUPPORT	EA	8
117	12	PAFZZ	5330-00-079-1917	MS29832C9-10	96906	FELT, MECHANICAL, PREFORMED: 9-5/8 IN. LO, SUSPENSION SUPPORT	EA	8
117	13	PAFZZ	5305-00-709-8540	MS90727-90	96906	SCREW, CAP, HEXAGON HEAD: S, CD PLTD, 7/16-20 UNF- 2A, 1 3/4 IN. LG	EA	2

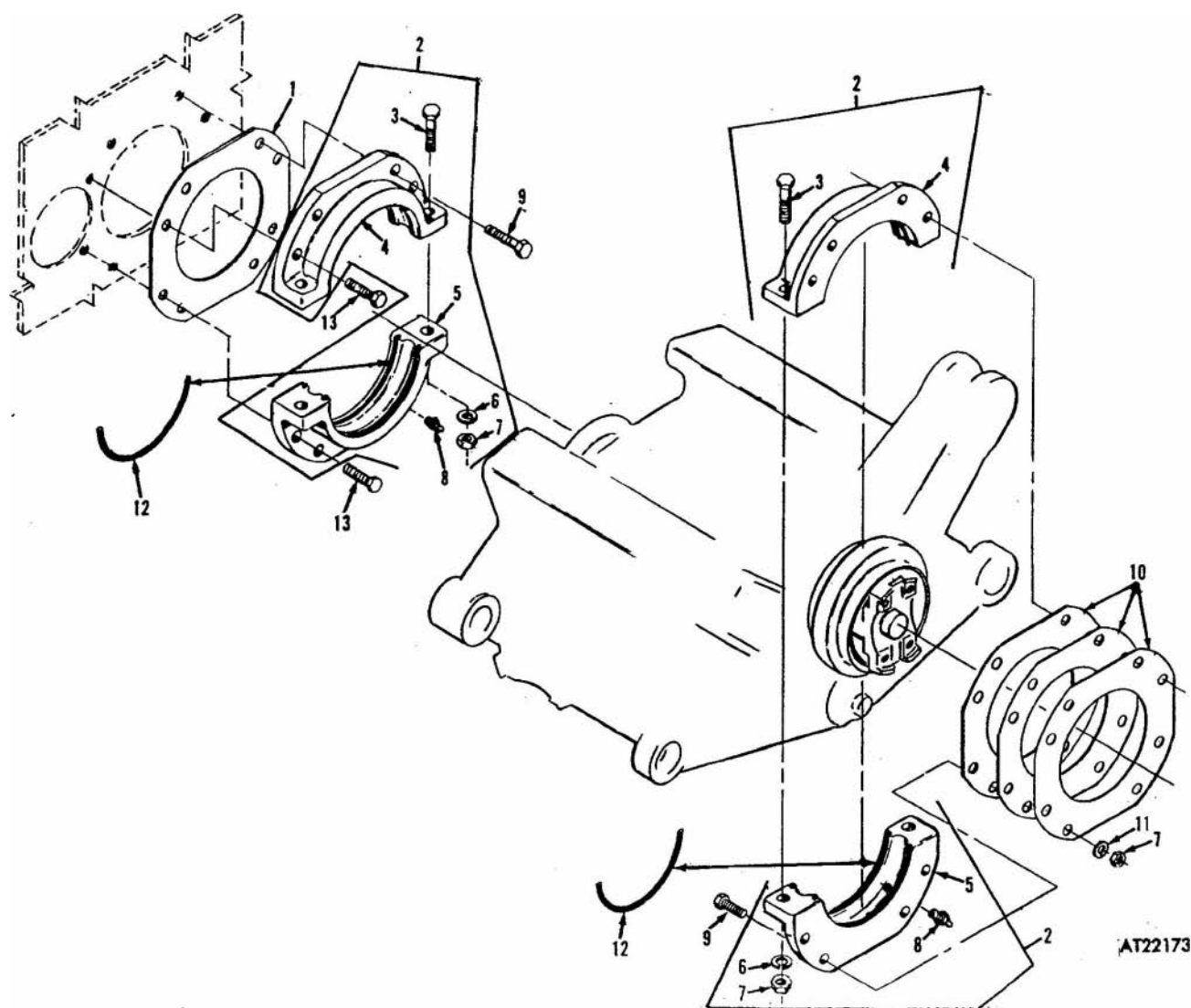
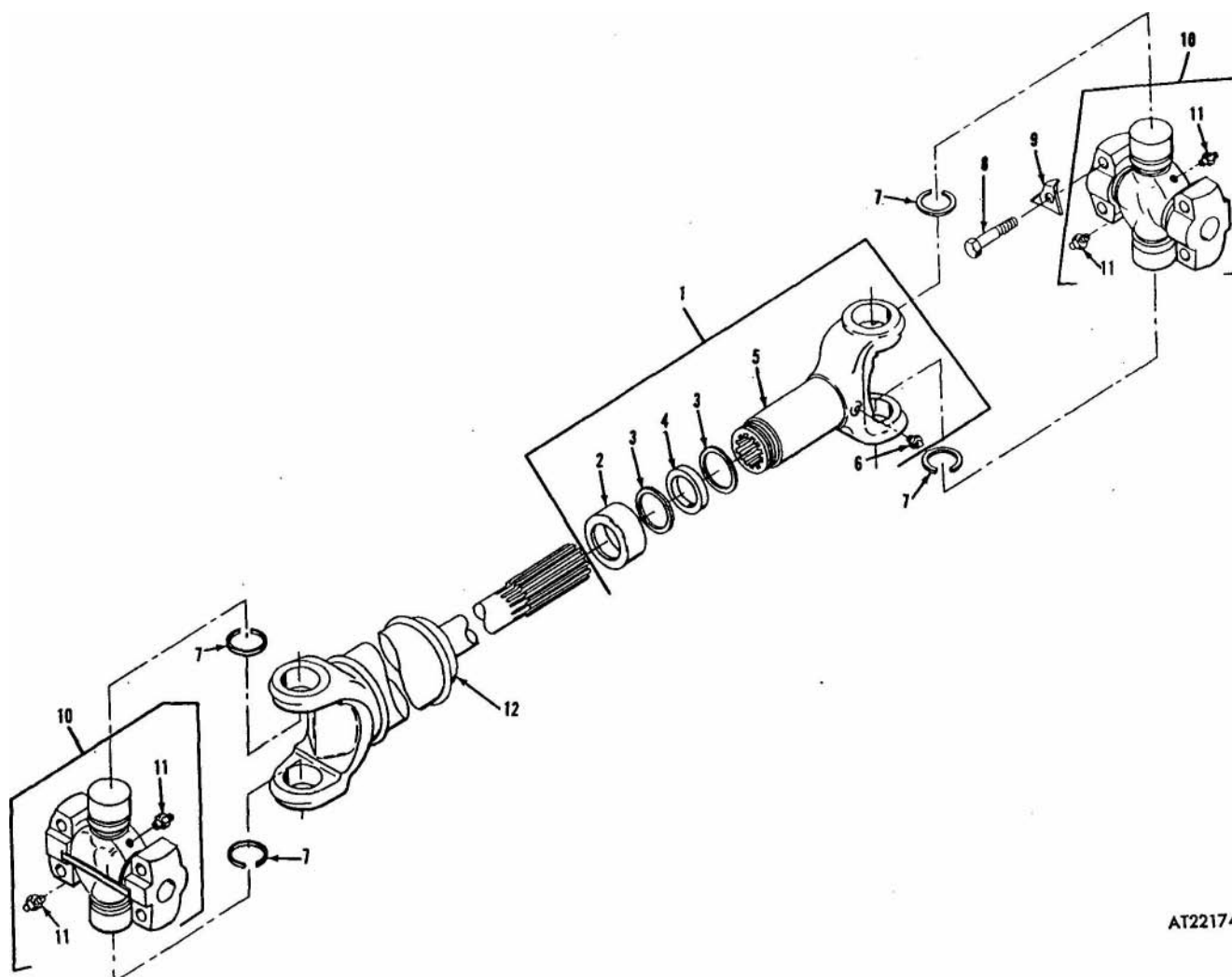


Figure 117. Center differential. support and related parts.

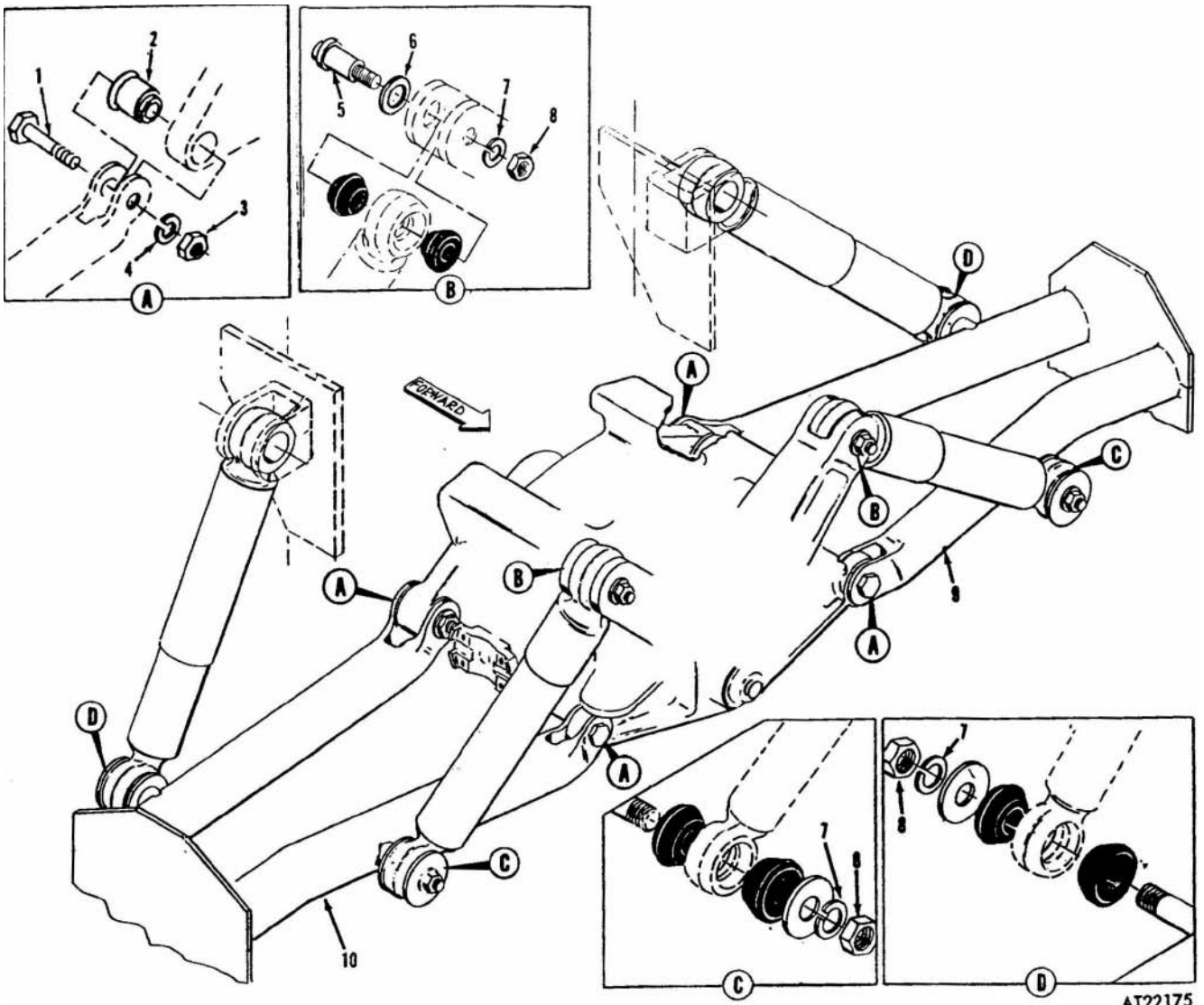
(1) Illustration		(2)	(3)	(4)	(5)	(6)	(7)	(8)
(a) Fig. No.	(b) Item No.	SMR code	National stock No.	Part No.	FSCM	Description Usable On Code	U / M	Qty. inc. in unit
						1102 CENTER DIFFERENTIAL DRIVE SHAFT AND RELATED PARTS		
118	1	XAOZZ		11640262	19207	YOKE ASSEMBLY:	EA	2
118	2	KFOZZ		5291576	19207	RETAINER: PART OF KIT 5703904	EA	1
118	3	KFOZZ		5291553	19207	WASHER: PART OF KIT 5703904	EA	2
118	4	KFOZZ		11640259	19207	SEAL: PART OF KIT 5703904	EA	1
118	5	XAOZZ		11640265	19207	YOKE, SLIP: SHAFT ASSEMBLY	EA	2
118	6	PAOZZ	4730-00-172-0028	MS15003-4	96906	FITTING, LUBRICATION: S, 1/8 IN. NPTF, 458 SLIP YOKE	EA	1
118	7	KFOZZ		5291564	19207	RING, LOCK: PART OF KIT 5703903	EA	2
118	8	PAOZZ	5305-00-269-3241	MS90727-65	96906	SCREW, CAP, HEXAGON HEAD: S, CD PLTD, 3/8-24 UNF-2A, 1-3/4 IN. LOG, SPIDER AND BEARING ASSEMBLY	EA	16
118	9	PAOZZ	5340-00-886-6663	11595449	19207	LOCK PLATE: UNIVERSAL JOINT, PART OF KIT 5703903	EA	4
118	10	KFOZZ		11640261	19207	SPIDER AND BEARING: PART OF KIT 5703903	EA	2
118	11	PAOZZ	4730-00-172-0010	MS15002-1	96906	FITTING, LUBRICATION: S, CD PLTD, 1/4-28 UNF-2A, 0.531 IN. LG, SPIDER AND BEARING ASSEMBLY	EA	8
118	12	XAOZZ		11640285	19207	STUD ASSEMBLY: AXLE	EA	2
118	.	PAOZZ	2520-00-781-7807	5703904	19207	PARTS KIT, AXLE ASSEMBLY: COMPOSED OF	EA	2
118	2					RETAINER:	EA	1
118	3					WASHER:	EA	2
118	4					SEAL:	EA	1
118	.	PAOZZ	2520-00-781-7806	5703903	19207	PARTS KIT, UNIVERSAL JOINT: COMPOSED OF	EA	2
118	7					RING, LOCK:	EA	2
118	9					LOCK PLATE:	EA	4
118	10					SPIDER AND BEARING:	EA	2



AT22174

Figure 118. Center differential drive shaft and related parts.

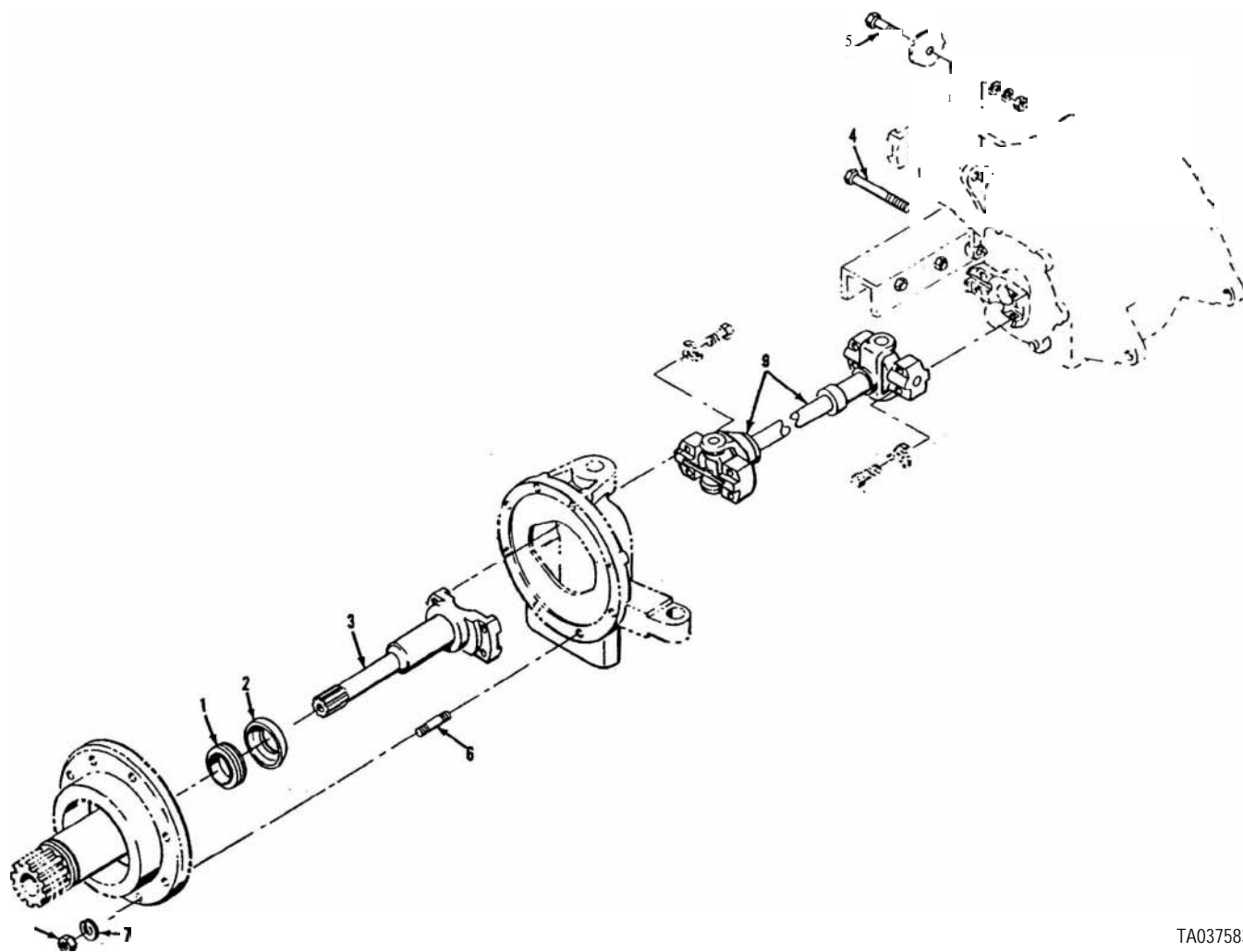
(1) Illustration		(2)	(3)	(4)	(5)	(6)	(7)	(8)
(a) Fig. No.	(b) Item No.	SMR code	National stock No.	Part No.	FSCM	Description Usable On Code	U ' M	Qty. inc. in unit
119	1	PAOZZ	5305.00-728-5474	MS90727-193	96906	1102 CENTER SUSPENSION ARMS AND RELATED PARTS SCREW, CAP, HEXAGON HEAD: S, CD PLTD, 3/4-16 UNF. 2A, 3-1/2 IN. LG, SUSPENSION	EA	4
119	2	PAOZZ	2520-00-880-4451	10924778	19207	BUSHING ASSEMBLY: SUSPENSION	EA	4
119	3	PAOZZ	5310.00-842-1190	MS35691-61	96906	NUT, PLAIN, HEXAGON: S, CD PLTD, 3/4-16 UNF- 2B , SUSPENSION	EA	4
119	4	PAOZZ	5310-00-584-7888	MS35338-51	96906	WASHER, LOCK: S, CD PLTD , 3/4 IN., SUSPENSION	EA	4
119	5	PAOZZ	5315-00-998-5087	11594490	19207	PIN, SHOULDER, HEADED: SUSPENSION	EA	2
119	6	PAOZZ	5310-00-082-1683	11594509	19207	WASHER, FLAT: SUSPENSION	EA	2
119	7	PAOZZ	5310-00-820-6653	MS35338-50	96906	WASHER, LOCK: S, CD PLTD, 5/8 IN., SUSPENSION AND SHOCK ABSORBERS	EA	6
119	8	PAOZZ	5310-00-851-2677	MS35691-49	96906	NUT, PLAIN, HEXAGON: S, CD PLTD, 5/8-11 UNC- 2B , SUSPENSION AND SHOCK ABSORBERS	EA	6
119	9	PAOZZ	2510.00-781-7689	11595807-1	19207	ARM ASSEMBLY: LEFT HAND	EA	1
119	10	PAOZZ	2510-00-781-7691	11595807-2	19207	ARM ASSEMBLY: RIGHT HAND	EA	1



AT22175

Figure 119. Center suspension arms and related parts.

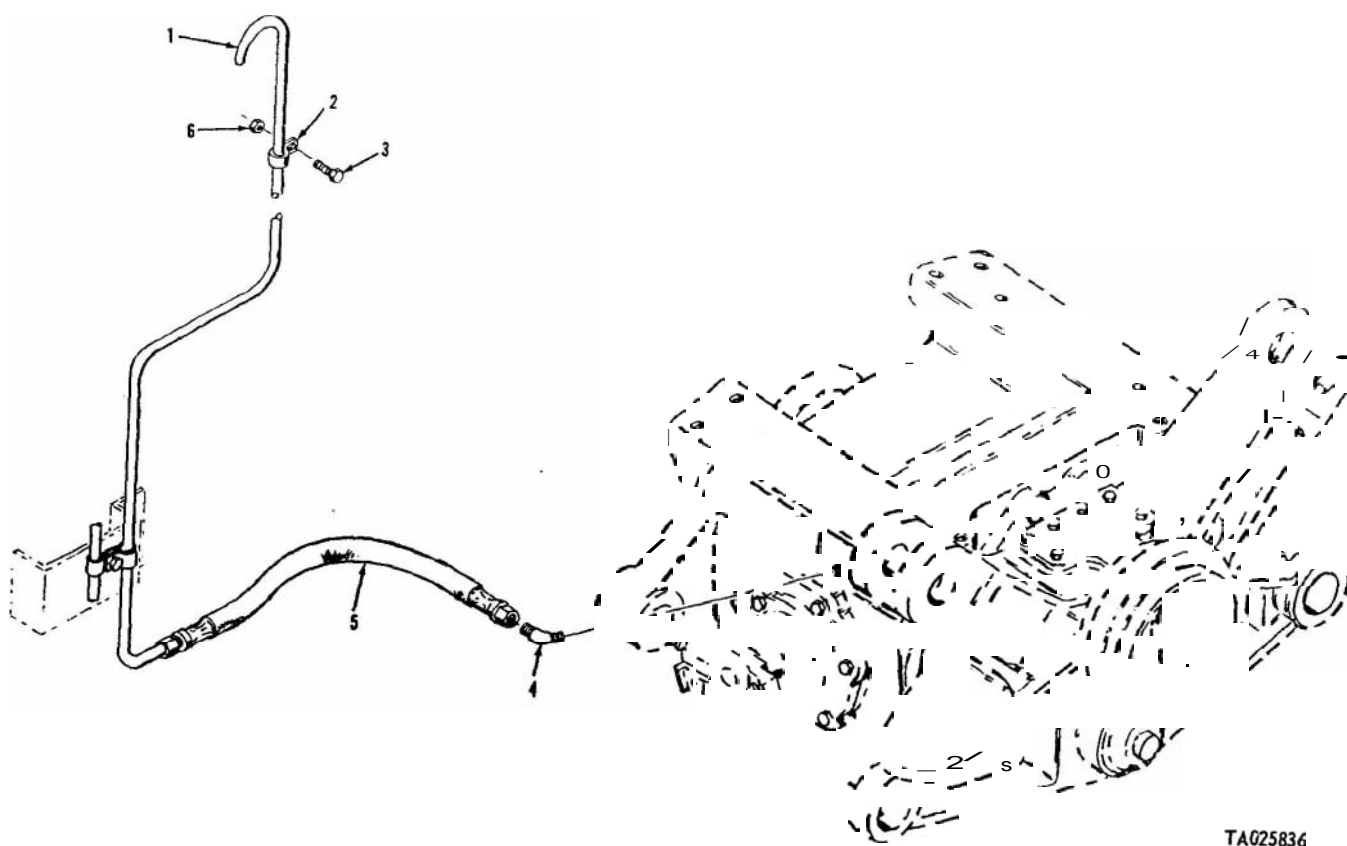
(1) Illustration		(2)	(3)	(4)	(5)	(6)	(7)	(8)
(a) Fig. No.	(b) Item No.	SMR code	National stock No	Part No.	FSCM	Description Usable On Code	U - M	Qty inc in unit
120	1	PAOZZ	5330-00-410-2329	11640306	19207	1102 REAR DIFFERENTIAL ASSEMBLY SEAL, PLAIN ENCASED: AXLE SHAFT	EA	2
120	2	PAOZZ	2520-00-404-7382	11659891	19207	DEFLECTOR: DRIVING AXLE	EA	2
120	3	PAOZZ	2520-00-253-5824	11659889	19207	AXLE SHAFT, HALF: DRIVE	EA	2
120	4	PAFZZ	5305-00-410-6957	MS90727-126	96906	SCREW, CAP, HEXAGON HEAD: S, CD PLTD, 1/2-20 UNF-2A, 4.3/4 IN. LG, MOUNTING DIFFERENTIAL	EA	2
120	5	PAFZZ	5305-00-719-5238	MS90727-115	96906	SCREW, CAP , HEXAGON HEAD: S, CD PLTD, 1/2-20 UNF-2A, 2 IN. LG, MOUNTING DIFFERENTIAL	EA	2
120	6	PAOZZ	5307-00-177-7680	MS15986JP19	96906	STUD, PLAIN: S, CD PLTD, 0.4375-14 NC-5, 0.4375-20 UNF-2A, 2.375 IN. LG, KNUCKLE STEERING	EA	16
120	7	PAOZZ	5310-00-209-0965	MS35338-47	96906	WASHER, LOCK: S, CD PLTD, 7/16 IN. SPINDLE	EA	16
120	8	PAOZZ	5310-00-926-5916	MS51968-12	96906	NUT, PLAIN, HEXAGON: S, CD PLTD, 7/16-20 UNF-2B, SPINDLE	EA	16
120	9	PAOZZ	2520-00-176-7869	11640418	19207	PROPELLER SHAFT: (SEE FIGURE 110 FOR REPAIR PARTS)	EA	2



TA037583

Figure 120. Rear differential assembly.

(1) Illustration		(2)	(3)	(4)	(5)	(6)	(7)	(8)
(a) Fig. No.	(b) Item No.	SMR code	National stock N.	Part No.	FSCM	Description Usable On Code	U M	Qty inc. in unit
121	1	PAFZZ	4710.00-803-6071	11594757	19207	1102 CENTER DIFFERENTIAL ASSY. VENT TUBE AND RELATED PARTS	EA	1
121	2	PAFZZ	5340.00-282-7519	MS21323-67	96906	TUBE ASSEMBLY, METAL: VENT	EA	
121	3	PAFZZ	5305.00-989-7434	MS35207-263	96906	(1 LAMP. LOOP: S. CI) PLTD. 1/4 IN. II), VENT TUBE	EA	
121	4	PAFZZ	4730.00-278-4651	MS51817-3	96906	SCREW, MACHINE: S. CI) PLTD. 10-32 UNF-2A 1/2 IN. 1,G	LA	
121	5	PAFZZ	2520.00-079-8350	11595254	19207	ELBOW: 1/8 NPTF. 7/16 20 UNF-2A	EA	
121	6	PAFZZ	5310.00-877-5797	MS21044N3	96906	HOSE ASSEMBLY, BREATHER: VENT LINE	EA	
						NUT, SELF-LOCKING, HEXAGON, S. CI) PLTD. 10-32 UNF- 31-3, VENT LINE CLAMP	EA	



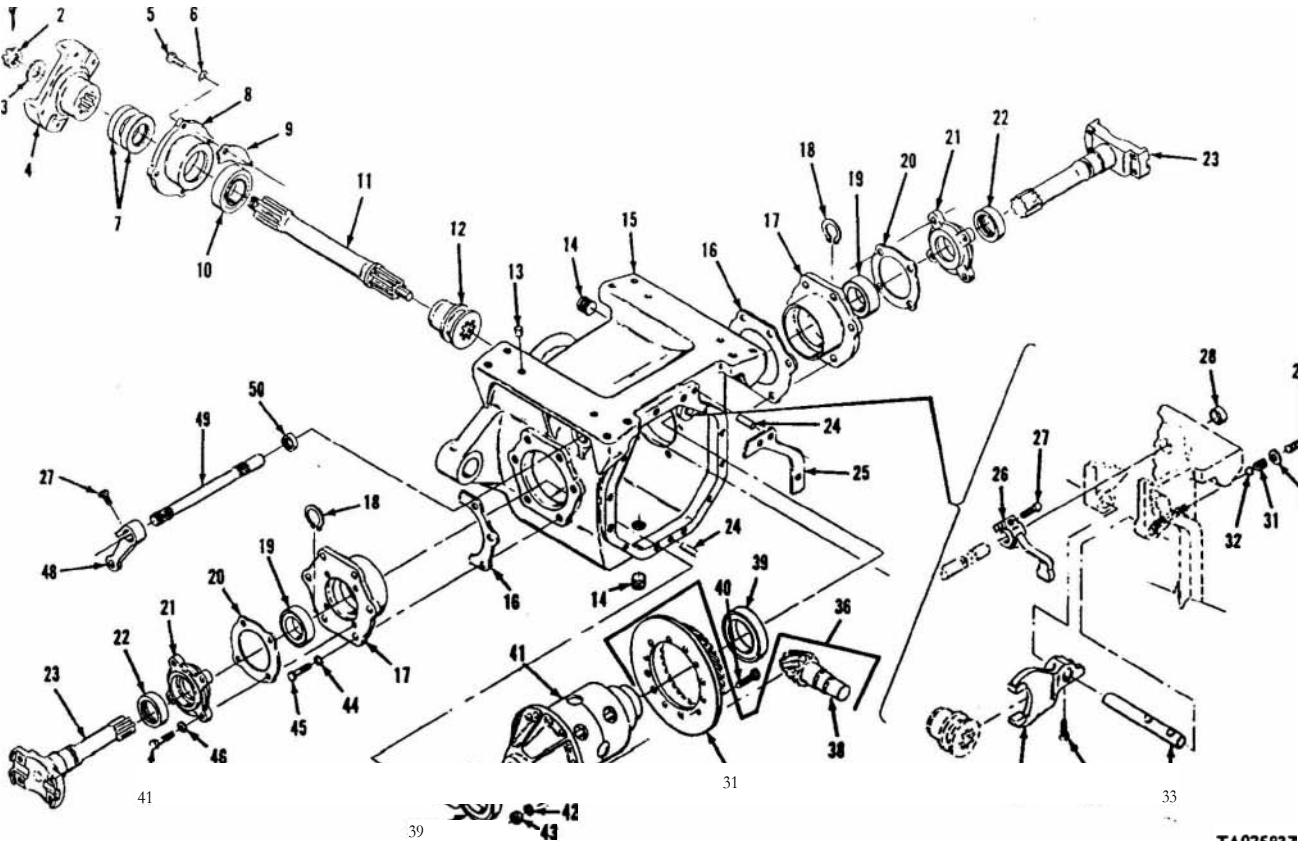
TA025836

Figure 121. Center differential assembly vent tube and related parts.

TM 9-2320-242-34 P

(1) Introduction		(2)	(3)	(4)	(5)	(6)	(7)	(8)
(a) Fig. No.	(b) Rem No.	SMR code	National stock No.	Part No.	FSCM	Description Usable On Code	U M	Qty. inc. in unit
						1102 CENTER DIFFERENTIAL OUTPUT SHAFT AND RELATED PARTS		
122	1	PAHZZ	5315-00-298-1481	MS24665-357	96906	PIN, COTTER: S, CD PLTD, 1/8 IN. DIA, 1-1/2 IN. LG.	EA	1
122	2	PAHZZ	5310-00-080-9159	11601214	19207	OUTPUT YOKE NUT	EA	
122	3	PAHZZ	5310-00-079-1973	11601810	19207	NUT, PLAIN, SLOTTED HEXAGON: YOKE OUTPUT	EA	
122	4	PAHZZ	2520-00-880-4549	11601830	19207	WASHER, FLAT: YOKE	EA	
122	5	PAHZZ	5306-00-226-4826	MS90728-33	96906	YOKE, UNIVERSAL JOINT: OUTPUT	EA	
						SCREW, CAP, HEXAGON HEAD: S, CD PLTD, 5/6-18 UNC- 2B, 0.875 IN. LG, BEARING RETAINER	EA	1
122	6	PAHZZ	5310-00-407-9566	MS35338-45	96906	WASHER, LOCK: 5/16 ID	EA	1
122	7	PAHZZ	5330-00-080-9112	11601226	19207	SEAL, PLAIN, ENCASED: INPUT SHAFT	EA	2
122	8	XDHZZ		11601827	19207	RETAINER: SEAL	EA	
122	9	PAHZZ	5330-00-080-6710	11601819	19207	GASKET: BEARING RETAINER	EA	
122	10	PAHZZ	3110-00-554-5650	700779	19207	BEARING, BALL, ANNULAR: OUTPUT, SHAFT	EA	
122	11	PAHZZ	3040-00-880-4545	11601828	19207	SHAFT, SHOULDERED: OUTPUT	EA	
122	12	PAHZZ	2520-00-880-4516	11601829	19207	SLEEVE, CLUTCH:	EA	
122	13	XBFZZ		11601203	19207	PIN: HOUSING	EA	1
122	14	PAOZZ	4730-00-930-2341	MS49005-14	96906	PLUG, PIPE: S, 1-1/4, 1-1/2 NPTF, HOUSING (1) OIL DRAIN (1)	EA	2
122	15	XAHZZ		11601839	19207	HOUSING: NHA 11595862	EA	1
122	16	PAHZZ	5365-00-782-4203	5703726	19207	SHIM SET: AXLE DRIVE BEARING, COMPOSED OF	EA	1
		KTHZZ		11601294-1	19207	SHIM:	EA	1
		KTHZZ		11601294-2	19207	SHIM:	EA	1
		KTHZZ		11601294-3	19207	SHIM:	EA	1
122	17	XDHZZ		11601293	19207	HOUSING ASSEMBLY: DRIVE BEARING	EA	2
122	18	PAFZZ	5365-00-226-3420	11601200	19207	RING, RETAINING: BEARING	EA	2
122	19	PAFZZ	3110-00-554-2979	3L09X1	24617	BEARING, BALL ANNULAR: DRIVE YOKE	EA	2
122	20	PAFZZ	5330-00-080-6693	11601670	19207	GASKET: RETAINER	EA	2
122	21	XDFZZ		11601677	19207	RETAINER: SEAL	EA	2
122	22	PAFZZ	5330-00-886-6673	11601211	19207	SEAL: OUTPUT YOKE	EA	2
122	23	PAFZZ	2520-00-781-7816	11640297	19207	YOKE: OUTPUT	EA	2
122	24	XDFZZ		11601204	19207	PIN: HOUSING	EA	
122	25	PAHZZ	5330-00-080-6708	11601820	19207	GASKET: HOUSING:	EA	1
122	26	PAHZZ	2520-00-880-4552	11601822	19207	SHIFTER FORK: OUTPUT SHAFT	EA	1
122	27	PAOZZ	5305-00-914-6132	MS18153-87	96906	SCREW, CAP, HEXAGON HEAD: S, PLTD, 7/16-20 UNF-2A, 1.1/4 IN. LG, SHIFTER FORK AND LEVER	EA	2
122	28	PAHZZ	5340-00-700-0730	7000730	19207	PLUG, EXPANSION: HOUSING	EA	
122	29	PAHZZ	5306-00-734-6774	7346774	19207	BOLT, MACHINE: RETAIN BALL AND SPRING	EA	
122	30	PAHZZ	5310-00-080-9476	10948006	19207	WASHER, FLAT: RETAIN BALL AND SPRING	EA	
122	31	PAHZZ	5360-00-080-6715	11601817	19207	SPRING, HELICAL, COMPRESSION: SHIFTER LOCK	EA	
122	32	PAHZZ	3110-00-100-6156	MS19059-55	96906	BALL BEARING: SHIFTER LOCK	EA	
122	33	PAHZZ	2520-00-880-4550	11601821	19207	SHAFT, STRIAIGHT: SHIFTER FORK	EA	
122	34	PAHZZ	5305-00-086-7233	11601816	19207	SETSCREW: SHIFTER FORK	EA	

(1) Illustration		(2)	(3)	(4)	(5)	(6)	(7)	(8)
(a) Fig. No.	(b) Item No.	SMR code	National ^{stoc} No.	Part No.	FSCM	Description Usable On Code	U / M	Qty. inc. in unit
						CENTER DIFFERENTIAL OUTPUT SHAFT AND RELATED PARTS—Continued		
122	35	PAHZZ	2520-00-880-4762	11602107	19207	SHIFTER FORK: INPUT	EA	1
122	36	PAHZZ	3020-00-169-0206	11660264	19207	GEAR SET: BEVEL MATCHED	EA	1
122	37	XAHZZ		11660263	19207	GEAR:	EA	1
122	38	XAHZZ		11660262	19207	PINION:	EA	1
122	39	PAHZZ	3110-00-100-5329	703229	19207	BEARING, ROLLER, TAPERED: CARRIER	EA	2
122	40	PAHZZ	5305-00-084.3950	11601221	19207	SCREW, MACHINE: RING GEAR	EA	12
122	41	PAHHH	2520-00-880.4374	11601660	19207	CARRIER ASSEMBLY: (SEE FIG 113 FOR REPAIR PART'S)	EA	1
122	42	PAHZZ	5310-00-079-1979	7748742	19207	WASHER, FLAT: RING GEAR BOLT	EA	12
122	43	PAHZZ	5310-00.842-1485	MS35692-38	96906	NUT, PLAIN, SLOTTED HEXAGON: S, CD PLTD, 1/4-28 UNF-2B, RING GEAR ATTACHING	EA	12
122	44	PAHZZ	5310-00-079-1974	11601651	19207	WASHER, FLAT: RETAINER, BEARING HOUSING	EA	12
122	45	PAHZZ	5305-00-071-2055	MS90278-88	96906	SCREW, CAP, HEXAGON HEAD: S, CD PLTD, 7/16-14 UNC- 2B, 1.1/2 IN. LG, RETAINER HOUSING	EA	12
122	46	PAHZZ	5310-00-637-9541	MS35338 46	96906	WASHER, LOCK: 3/8 IN. SEAL RETAINER	EA	8
122	47	PAHZZ	5305-00-068-0511	MS90728-62	96906	SCREW, CAP, HEXAGON HEAD: S, CD PLTD, 3/8-16 UNC- 213, 1-1/4 IN. LG, SEAL RETAINER	EA	8
122	48	PAOZZ	2520-00-880-4548	11601833	19207	LEVER, REMOTE CONTROL: GEAR SHAFT	EA	1
122	49	PAHZZ	3040-00-880-4551	11601825	19207	SHAFT, STRAIGHT: FORK	EA	1
122	50	PAHZZ	5330-00-081-6292	11601206	19207	SEAL, PLAIN, ENCASED: GEAR SHAFT	EA	1



TA025837

Figure 122. Center differential output shaft and related parts.

(1) Illustration		(2)	(3)	(4)	(5)	(6)	(7)	(8)
(a) Fig. No.	(b) Item No.	SMR code	National stock No.	Part No.	FSCM	Description	Usable On Code U / M	Qty. Inc in unit
						1102 CENTER DIFFERENTIAL INPUT SHAFT AND RELATED PART		
123	1	PAHZZ	5365-00-935-5955	11602377	19207	RING, RETAINING: BEARING	EA	1
123	2	PAHZZ	2520-00-880-4547	11601836	19207	SHAFT, SHOULDERED: INPUT DRIVE	EA	1
123	3	PAHZZ	3110-00-554-5302	1794144	19204	BEARING, BALL, ANNULAR: INPUT SHAFT	EA	1
123	4	PAHZZ	5365-00-080-6714	11601812	19207	SPACER, RING: GEAR	EA	1
123	5	PAHZZ	3020-00-880-4543	11601835	19207	GEAR HELICAL: INPUT	EA	1
123	6	PAHZZ	3110-00-555-5207	700336	19207	BEARING, BALL ANNULAR: INPUT SHAFT	EA	1
123	7	XBHZZ		11601834	19207	COVER, HOUSING:	EA	1
123	8	PAHZZ	5306-00-852-4192	MS51095-332	96906	SCREW, CAP, HEXAGON HEAD: S, 5/16 · 18 UNC-2A, 3/4 IN. LG, COVER	EA	8
123	9	PAHZZ	5310-00-407-9566	MS35338-45	96906	WASHER, LOCK: S, CD PLTD, 5/16 IN., COVER	EA	12
123	10	PAHZZ	5330-00-079-8339	11601818	19207	GASKET: COVER, HOUSING	EA	1
123	11	XAHZZ		11601838	19207	HOUSING: DIFFERENTIAL NHA 11595862	EA	1
123	12	PAHZZ	5310-00-249-6584	10947447	19207	WASHER, FLAT: HOUSING	EA	12
123	13	PAHZZ	5305-00-071-2068	MS90728-112	96906	SCREW, CAP, HEXAGON HEAD: S, CD PLTD, 1/2-13 UNC- 2B, 1.375 IN. LG, HOUSING	EA	12
123	14	PAHZZ	5330-00-080-9112	11601226	19207	SEAL, PLAIN, ENCASED: OUTPUT SHAFT	EA	2
123	15	PAHZZ	2520-00-880-4541	1159217	19207	YOKE ASSEMBLY: UNIVERSAL JOINT	EA	1
123	16	PAHZZ	5365-00-696-0267	7521433	19207	RING, RETAINING: BEARING COVER	EA	3
123	17	XBHZZ		11601826	19207	COVER: BEARING	EA	1
123	18	PAHZZ	5330-00-585-3645	MS28775-337	96906	PACKING, PREFORMED: "O" RING, 2.975 IN. I. DIA, 0.210 IN. W DIA, BEARING COVER	EA	1
123	19	PAHZZ	5365-00-080-9206	11601814	19207	SHIM: BEARING COVER	EA	1
123	20	PAHZZ	5305-00-085-3224	MS18154-87	96906	SCREW, CAP, HEXAGON HEAD: S, 7/16-14 UNC-2A, 1-1/4 IN. LG, PINION BEARING RETAINER	EA	2
123	21	PAHZZ	2520-00-080-6716	11660317	19207	CAP: BEARING CONE, PINION	EA	1

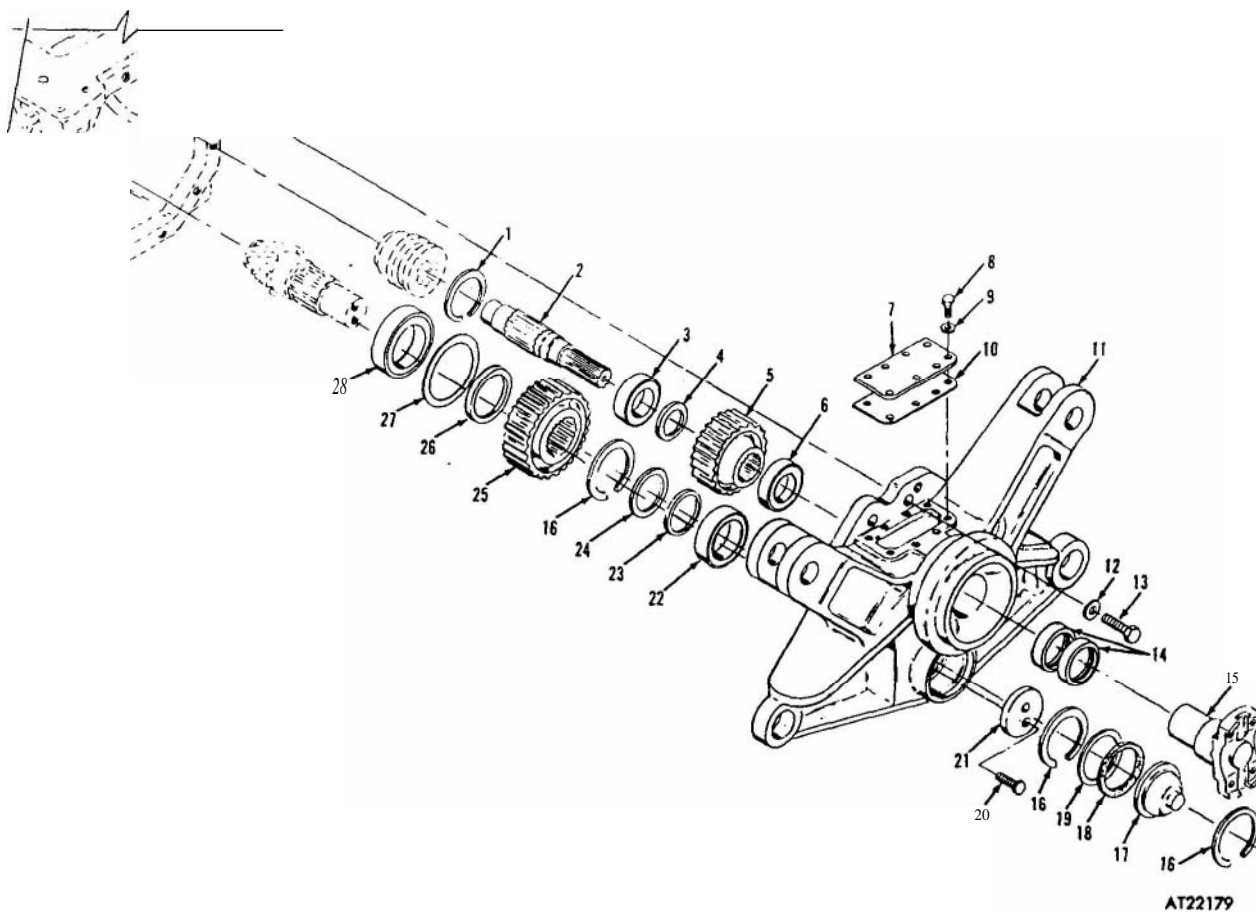


Figure 123. Center differential input shaft and related parts.

(1) Illustration		(2)	(3)	(4)	(5)	(6)	(7)	(8)
(a) Fig. No.	(b) Item No.	SMR code	National stock No.	Part No.	FSCM	Description	U / M	Qty. inc. unit
						Useable On Code		
						CENTER DIFFERENTIAL INPUT SHAFT AND RELATED PART—Continued		
123	22	PAHZZ	3110.00-922-3381	11602374-8	19207	BEARING, ROLLER, TAPERED: PINION	EA	1
123	23	PAHZZ	5365-00-800.2862	5703888	19207	SHIM SET: BEARING 0.193-0.217 COMPOSED OF	EA	1
123	23			11601823-1	19207	SHIM:	EA	1
123	23			11601823.2	19207	SHIM:	EA	1
123	23			11601823.3	19207	SHIM:	EA	1
123	23			11601823-4	19207	SHIM:	EA	1
123	23			11601823-5	19207	SHIM:	EA	1
123	23	PAHZZ	5365-00-800-2994	5703889	19207	SHIM SET: BEARING 0.223-0.247 COMPOSED OF:	EA	1
123	23			11601823-6	19207	SHIM:	EA	1
123	23			11601823-7	19207	SHIM:	EA	1
123	23			11601823-8	19207	SHIM:	EA	1
123	23			11601823-9	19207	SHIM:	EA	1
123	23			11601823.10	19207	SHIM:	EA	1
123	24	PAHZZ	5365-00-800.8175	5703887	19207	SHIM SET: BEARING COMPOSED OF:	EA	1
123	24			11601824.1	19207	SHIM,:	EA	1
123	24			11601824.2	19207	SHIM:	EA	1
123	24			11601824-3	19207	SHIM:	EA	1
123	24			11601824.4	19207	SHIM:	EA	1
123	24			11601824-5	19207	SHIM:	EA	1
123	24			11601824-6	19207	SHIM:	EA	1
123	25	PAHZZ	3020-00-080-6696	11601837	19207	GEAR, HELICAL: PINION DRIVE	EA	1
123	26	PAHZZ	2520.00-079-8344	11601811	19207	SPACER: PINION GEAR ASSEMBLY	EA	1
123	27	PAHZZ	5365.00-127-4807	5704066	19207	SHIM SET: BEARING COMPOSED OF:	EA	1
123	27			10945290.3	19207	SHIM:	EA	3
123	27			10945290.5	19207	SHIM:	EA	4
123	27			1094529040	19207	SHIM:	EA	6
123	28	PAHZZ	3110-00-922-3392	11602374.7	19207	BEARING, ROLLER, TAPERED: PINION GEAR	EA	1

O

(1) Illustration		(2)	(3)	(4)	(5)	(6)	(7)	(8)
(a) Fig. No.	(b) Item No.	SMR code	National stock No.	Part No.	FSCM	Description Usable On Code	UOM	Qty. inc. in unit
						1102 REAR DIFFERENTIAL ASSEMBLY AND VENT TUBE AND RELATED PARTS		
124	1	PAFZZ	5305-00-719-5238	MS90727-115	96906	SCREW, CAP, HEXAGON HEAD: S, CD PLTD, 1/2-20 UNF-2A, 2 IN. LG	EA	2
124	2	PAFZZ	5310-00-809-5998	MS27183-18	96906	WASHER, FLAT: S, CD PLTD, 0.531 IN. ID 1.062 IN. OD, 0.095 IN. THK	EA	4
124	3	PAFZZ	5310-00-584-5272	MS35338-48	96906	WASHER, LOCK: S, CD PLTD, 1/2 IN.	EA	8
124	4	PAFZZ	5310-00-943-2141	MS51968-15	96096	NUT, PLAIN, HEXAGON: S, CD PLTD, 1/2-20 UNF-2B	EA	8
124	5	PAFZZ	4730-00-096-8756	MS51815-3	96906	ELBOW, PIPE TO TUBE: S, CD PLTD 1/8 IN-NPTF, 7/16.20 UNF-2A	EA	1
124	6	PAFZZ	4710-00-808-7593	11595255	19207	TUBE ASSEMBLY, METAL: VENT	EA	1
124	7	PAFZZ	5305-00.993-2457	MS35207-284	96906	SCREW, MACHINE: S, CD PLTD, 1/4-28 UNF-2A, 1-1/4 IN. LG	EA	2
124	8	PAFZZ	5340.00-282-7519	MS21333-34	96906	CLAMP, LOOP: S, 0.250 IN. ID., VENT LINE	EA	2
124	9	PAFZZ	4730-00-336-9465	MS51855-5	96906	ELBOW, TUBE: S, CD PLTD, 7/16-20 UNF-2A	EA	1
124	10	PAFZZ	4710-00-800-7078	11594768	19207	TUBE ASSEMBLY: VENT	EA	1
124	11	PAFZZ	5310-00-877-5796	MS21044-N4	96906	NUT, SELF-LOCKING: S, 1/4-28 UNF-3B	EA	2
124	12	PAFZZ	5365-00-218-1460	11595064	19207	SPACER: VENT LINE BRACKET	EA	2
124	13	PAFZZ	5310-00-763-8894	MS51968-24	96906	NUT, PLAIN, HEXAGON: S, CD PLTD, 3/4-16 UNF-2B	EA	2
124	14	PAFZZ	5310-00-584-7888	MS35338-51	96906	WASHER, LOCK: S, CD PLTD, 3/4 IN.	EA	2
124	15	PAFZZ	5310-00-809-8533	MS27183-23	96906	WASHER, FLAT: S, CD PLTD, 0.812 IN. ID, 1.469 IN, OD, 0.134 IN. THK	EA	4
124	16	XBFZZ		11594917	19207	BRACKET: MOUNTING	EA	4
124	17	PAFZZ	5305-00-762-6041	MS90727-189	96906	SCREW, CAP, HEXAGON HEAD: S, CD PLTD, 3/4-16 UNF-2A, 2-1/2 IN. LG	EA	2
124	18	PAFZZ	5305-00-719-5269	MS90727-122	96906	SCREW, CAP, HEXAGON HEAD: S, CD PLTD, 1/2-20 UNF-2A, 3.3/4 IN LG	EA	4
124	19	PAFZZ	5305-00-410-6957	MS90727-126	96906	SCREW, CAP, HEXAGON HEAD: S, CD PLTD, 1/2-20 UNF-2A, 4-3/4 IN. LG	EA	2
124	20	PAHDL	2520-00.880-4452	11594675	19207	DIFFERENTIAL, DRIVING: REAR	EA	1

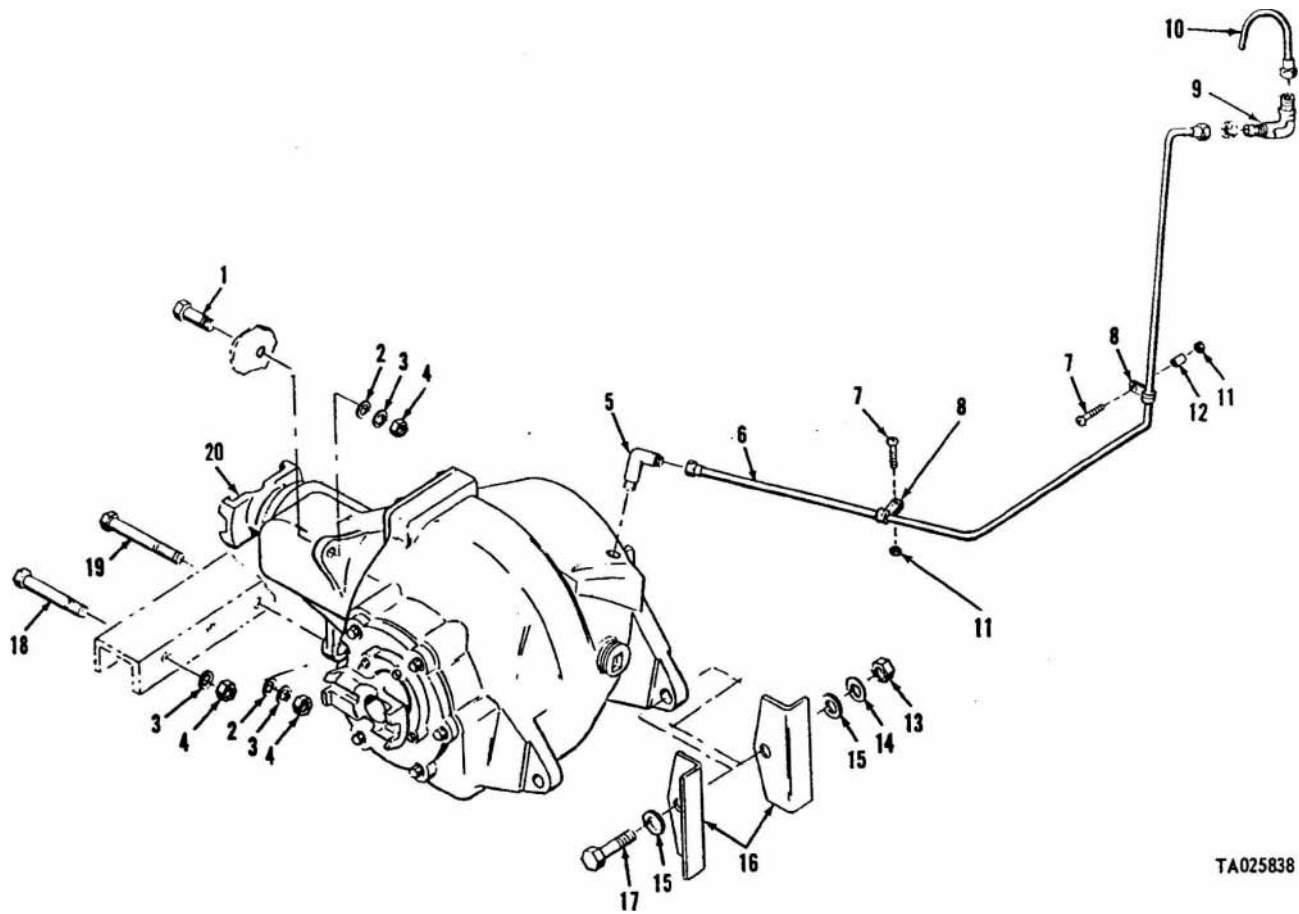
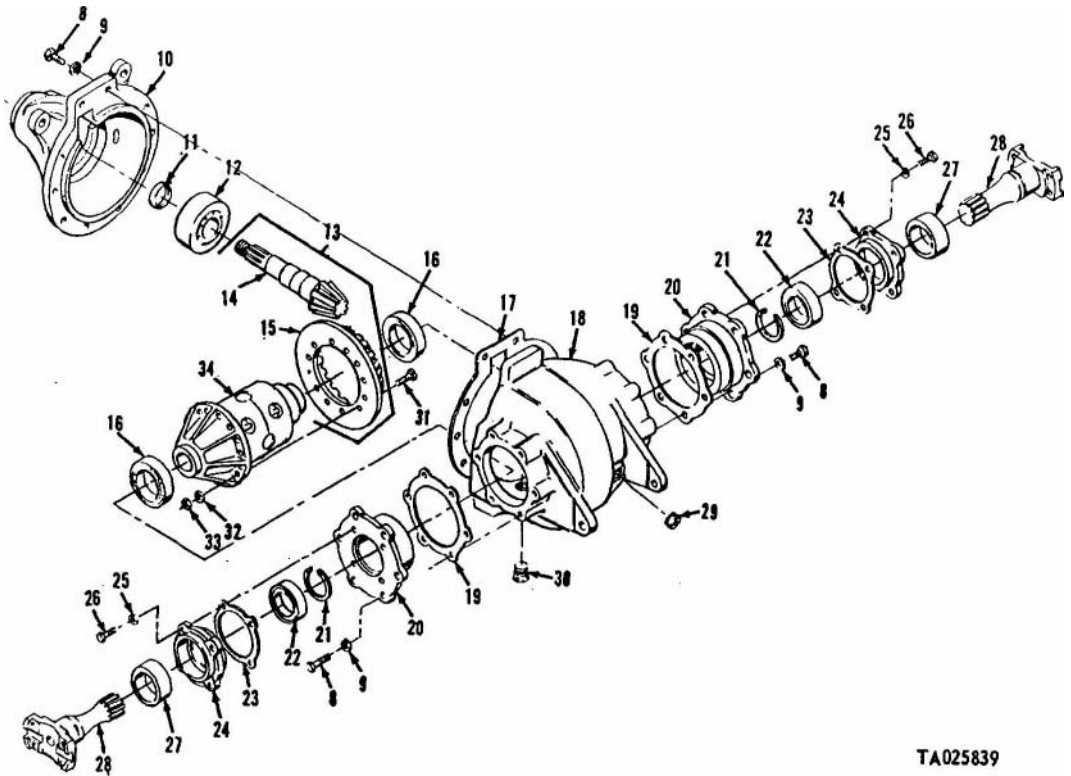


Figure 124. Rear differential vent tube and related parts.

(1) Illustration		(2)	CD	(4)	(5)	(6)	(7)	(8)
(a) Fig. No.	(b) Item No.	SMR code	National stock No.	Part No.	FSCM	Description Usable On Code	U M	Qty inc m unit
125	1	PAHZZ	5310.00-080-9418	11601217	19207	1102 REAR DIFFERENTIAL ASSEMBLY	EA	1
125	2	PAHZZ	5310.00-082-1702	11601649	19207	NUT, SELF-LOCKING: PINION	EA	1
125	3	PAHZZ	2520-00.880-4542	11601841	19207	WASHER, FLAT: PINION	EA	1
125	4	PAHZZ	5365.00-080-6695	11601679	19207	YOKE ASSEMBLY: PINION SHAFT	EA	1
125	5	PAHZZ	5330-00-998.5063	11601208	19207	SPACER, SLEEVE: PINION	EA	1
125	6	PAHZZ	5365-00-082-1871	11601205	19207	SEAL ASSEMBLY: BEARING, PINION	EA	1
125	7	PAHZZ	3110-00-922-3390	11602374-9	19207	RING, RETAINING: BEARING	EA	1
125	8	PAHZZ	5305.00-071-2055	MS90728 89	96906	BEARING, ROLLER TAPERED: PINION	EA	1
						SCREW, CAP, HEXAGON HEAD: S, CD PLTD, 7/16-14 UNC-2B, 1.500 IN. LG	EA	23
125	9	PAHZZ	5310.00-079-1974	11601651	19207	WASHER, FLAT: HOUSING	EA	23
125	10	XAHZZ		11595837	19207	HOUSING: AXLE NHA 11594675	EA	1
125	11	PAHZZ	2520.00-079-8345	11602106	19207	SPACER, SLEEVE: PINION	EA	1
125	12	PAHZZ	3110-00-922-3392	11602374.7	19207	BEARING, ROLLER, TAPERED: PINION	EA	1
125	13	PAHZZ	3020-00-880.4538	11601840	19207	GEAR SET, BEVEL, MATCHED: COMPOSED OF	EA	1
125	14					PINION:	EA	1
125	15					GEAR:	EA	1
125	16	PAHZZ	3110-00-100-5329	105502H	31007	BEARING, ROLLER, TAPERED: CARRIER	EA	2
125	17	PAHZZ	5365.00-782-4202	5703892	19207	SHIM SET: COVER COMPOSED OF:	EA	1
125	17					SHIM:	EA	2
125	17					SHIM:	EA	3
125	17					SHIM:	EA	2
125	18	XAHZZ		11601848	19207	HOUSING ASSEMBLY: DIFFERENTIAL NHA 11594675	EA	1
125	19	PAHZZ	5365.00-782-4203	5703725	19207	SHIM SET: BEARING, AXLE DRIVE, COMPOSED OF	EA	1
125	19					SHIM:	EA	2
125	19					SHIM:	EA	4
125	19					SHIM:	EA	6
125	20	XDHZZ		11601293	19207	HOUSING ASSEMBLY: AXLE	EA	2
125	21	PAFZZ	5365-00-226-3420	11601200	19207	RING, RETAINING: BEARING	EA	2
125	22	PAFZZ	3110-00-554-2979	852674	24076	BEARING, BALL, ANNULAR: SHAFT	EA	2
125	23	PAFZZ	5330-00-080-6693	11601670	19207	GASKET: RETAINER	EA	2
125	24	XDFZZ		11601677	19207	RETAINER: SHAFT HOUSING	EA	2
125	25	PAFZZ	5310-00-637-9541	MS35338-46	96906	WASHER, LOCK: S, CD PLTD, 3/8 IN., SEAL RETAINER	EA	8
125	26	PAFZZ	5305-00-068-0511	MS90728-62	96906	SCREW, CAP, HEXAGON HEAD: S, CD PLTD, 3/8-16 UNC-2B, 1-1/4 IN. LG, SEAL RETAINER	EA	8
125	27	PAFZZ	5330-00-886-6673	11601211	19207	SEAL: PROPELLER SHAFT	EA	2
125	28	PAFZZ	2520-00-880-4369	11601676	19207	PROPELLER SHAFT: DRIVE	EA	2
125	29	PAOZZ	4730-00-930-2341	MS49005-14	96906	PLUG, PIPE: S, 1.1/4 X 11-1/2, OIL FILLER	EA	1
125	30	PAOZZ	4730-00-045-9837	MS49006-18	96906	PLUG, PIPE, MAGNETIC: S, 2X 11-1/2, DRAIN	EA	1
125	31	PAHZZ	5305.00-084-3950	11601221	19207	SCREW, MACHINE: RING GEAR	EA	12
125	32	PAHZZ	5310.00-079-1979	7748742	19207	WASHER, LOCK: RING GEAR	EA	12
125	33	PAHZZ	5310.00-103-2893	MS9358-14	96906	NUT, CASTELLATED, HEXAGON: S, 1/2-20 THREAD RING GEAR	EA	12
125	34	PAHHH	2520-00-880-4374	11601660	19207	CARRIER ASSEMBLY: DIFFERENTIAL (SEE FIG 113 FOR PAIR PARTS)	EA	1

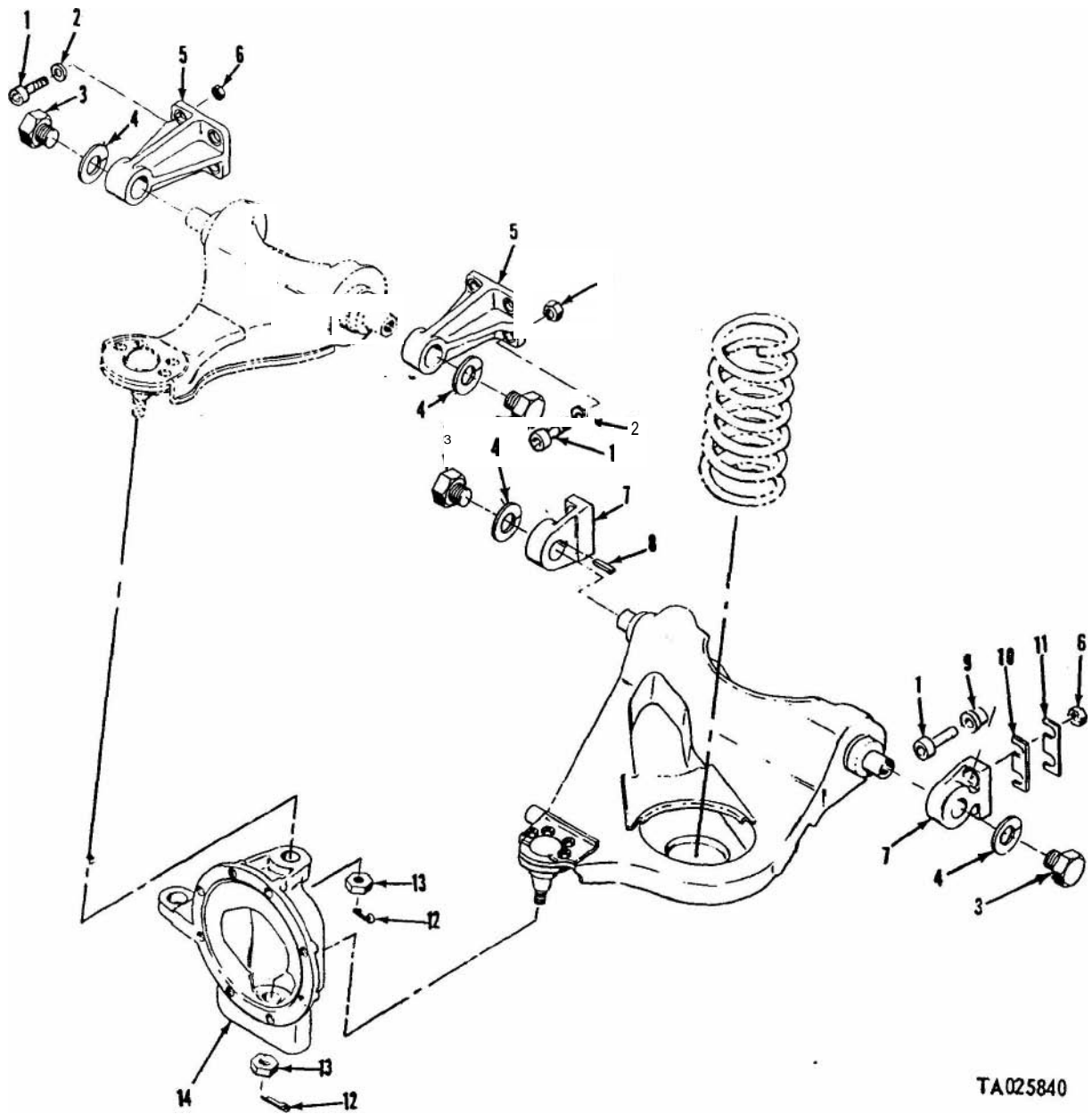
TM 9-2320-242-34P



TA025839

Figure 125. Rear differential assembly.

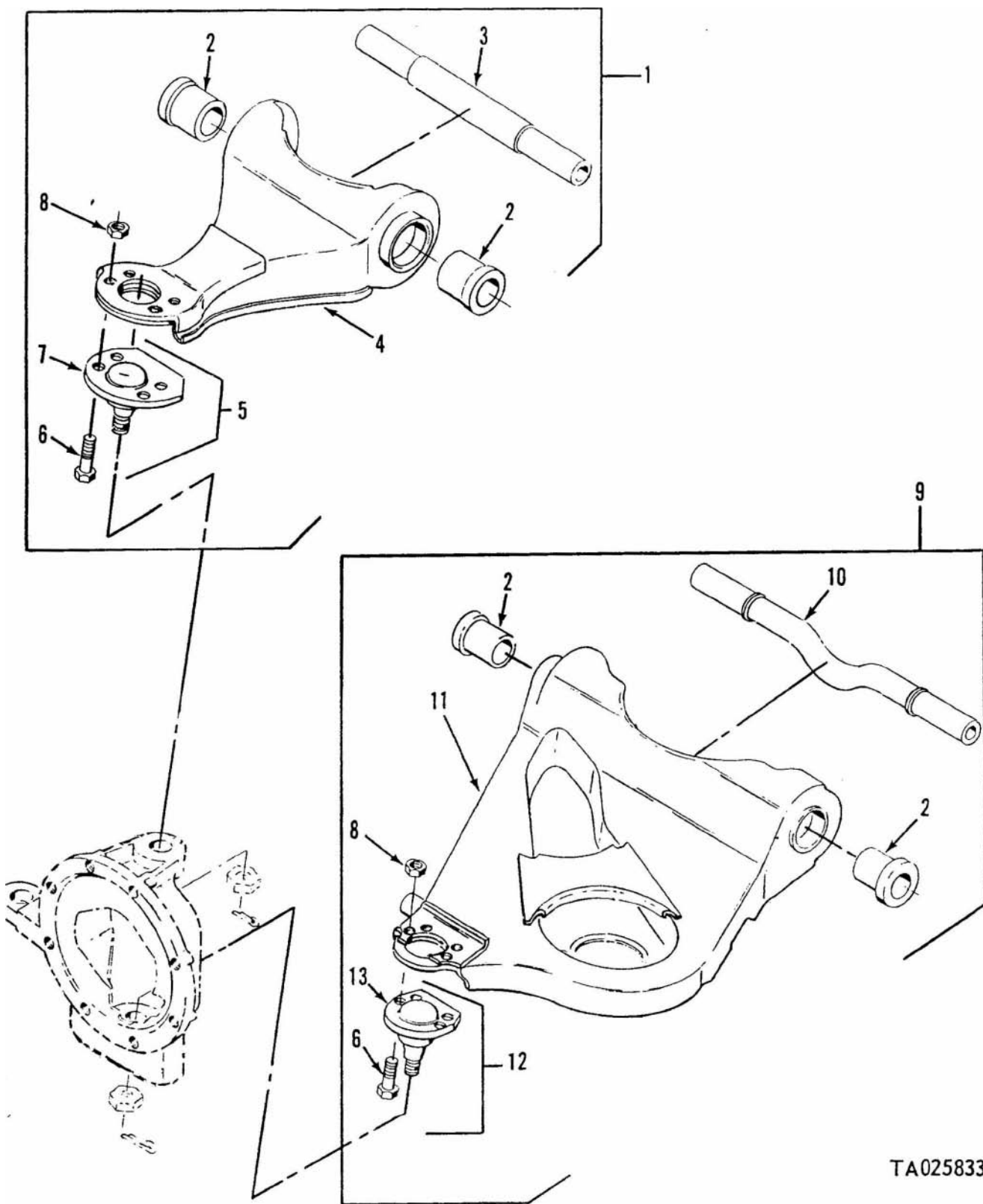
(1) Illustration		(2)	(3)	(4)	(5)	(6)	(7)	(8)
(a) Fig. No.	(b) Item No.	SMR code	National stock No.	Part No.	FSCM	Description Usable On Code	U / M	Qty. inc. in unit
1104 WHEEL MECHANISM REAR SUSPENSION								
126	1	PAOZZ	5305.00-983-8081	MS16998-111	96906	SCREW, CAP, SOCKET HEAD: S, CD PLTD, 5/8-18 UNF-3A 2.1/4 IN. LG, SHAFT SUSPENSION UPPER ARM, LEFT AND RIGHT (8) LOWER ARM (8)	EA	16
126	2	PAOZZ	5310-00-820-6663	MS35338 5C	96906	WASHER, LOCK: S, CD PLTD, 5/8 IN., SHAFT SUSPENSION UPPER ARM	EA	16
126	3	PAOZZ	5365-00-079-2203	11594880	19207	PLUG, MACHINE THREAD: ARM, UPPER AND LOWER, LEFT AND RIGHT	EA	8
126	4	PAOZZ	5310-00.807-4795	MS35335-42	96906	WASHER, LOCK: S, CD PLTD, 1 IN., ARM UPPER AND LOWER, LEFT AND RIGHT	EA	8
126	5	XDOZZ		11594860	19207	BRACKET: ARM, UPPER, LEFT AND RIGHT	EA	4
126	6	PAOZZ	5310-00-763.8904	MS51968-21	96906	NUT, PLAIN, HEXAGON: S, CD PLTD, 5/8-18 UNF-2B, UPPER ARM, LEFT AND RIGHT, (8) LOWER ARM, LEFT AND RIGHT (8)	EA	16
126	7	XDOFF		11594669-2	19207	BRACKET: ARM, LOWER LEFT AND RIGHT	EA	4
126	8	PAOZZ	5315-00-732-2837	MS20066-186	96906	KEY, MACHINE: S, 3/16 X 3/16, 1-1/8 IN. LG, ARM, LEFT AND RIGHT, LOWER	EA	2
126	9	PAOZZ	3120-00-080-6658	11594881	19207	BUSHING, SLEEVE: BRACKET	EA	8
126	10	PAOZZ	5365.00-079-8247	11694882-1	19207	SPACER, PLATE: 0.031 THK, BRACKET	EA	8
126	11	PAOZZ	5365-00-177.1314	11594882-2	19207	SPACER, PLATE: 0.062 THK, BRACKET	EA	5
126	12	PAOZZ	5315-00-236-8359	MS24665 370	96906	PIN, COTTER: CRES, 1/8 IN. 1 IN. LG, BALL JOINT	EA	4
126	13	PAOZZ	6310-00-842-7783	MS35692-53	96906	NUT, PLAIN, SLOTTED HEXAGON: S, CD PLTD, 5/8-18 UNF-2B, BALL JOINT	EA	4
126	14	PAOZZ	2530.00-781-7848	11595800-1	19207	KNUCKLE, STEERING: RIGHT HAND	EA	1
126	14	PAOZZ	2530-00-781.7852	11595800-2	19207	KNUCKLE, STEERING: LEFT HAND	EA	1



TA025840

Figure 126. Rear suspension.

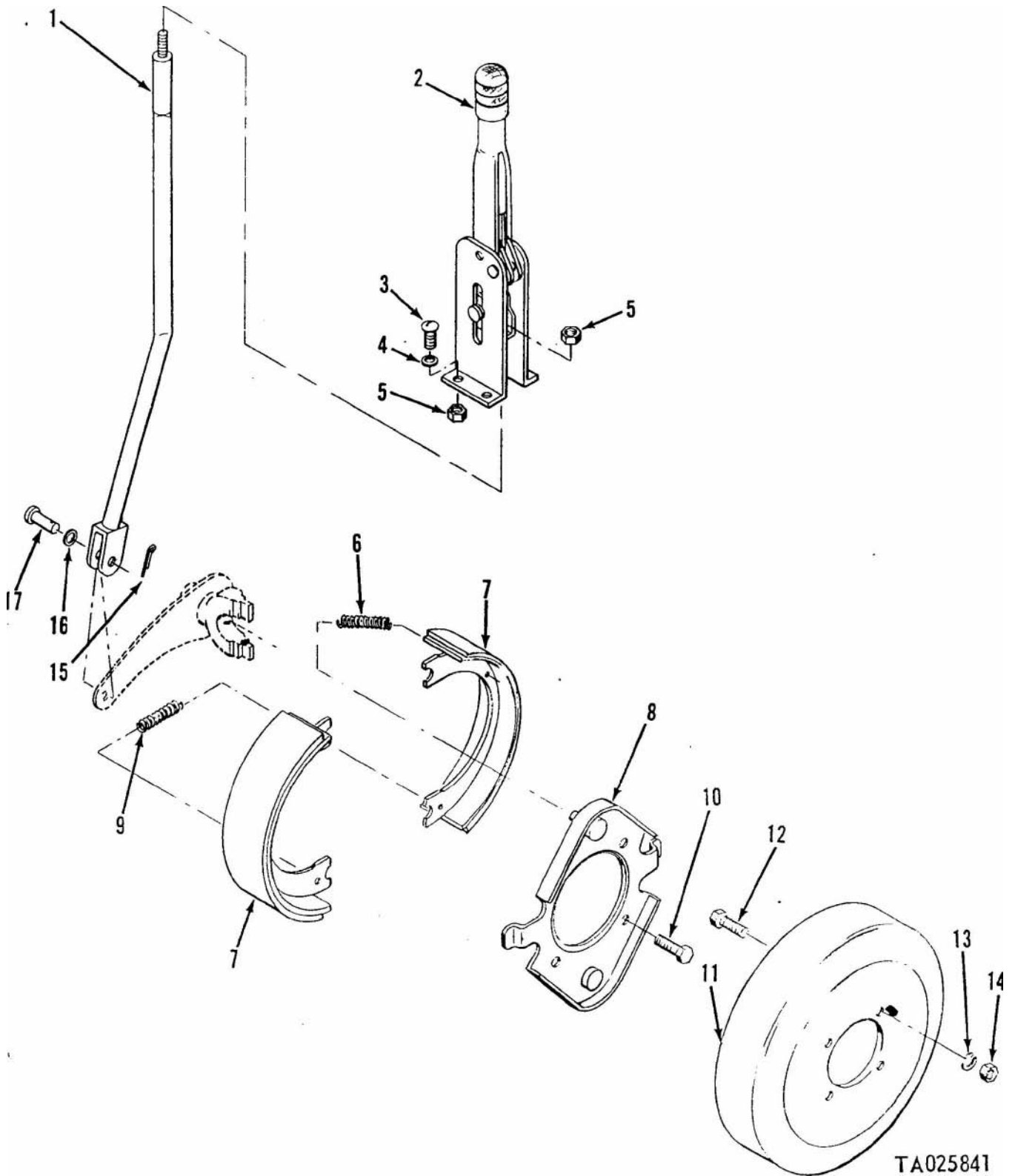
(1) Illustration		(2)	(3)	(4)	(5)	Description Usable On Code	(7)	(8)
(a) Fig. No.	(b) Item No.	SMR code	National stock No.	Part No.	FSCM		U . M	Qty. inc umj
						1104 REAR SUSPENSION ARM ASSEMBLIES, UPPER AND LOWER		
126A	1	PAOZZ	2510-00-168-9823	11660257	19207	ARM, UPPER ASSEMBLY: FRONT, LEFT AND RIGID'	EA	2
126A	2	XAOZZ		11601342	19207	BUSHING: UPPER ARMS, LEFT AND RIGHT	EA	4
126A	3	XAOZZ		11594879	19207	SHAFT: UPPER ARMS, LEFT AND RIGHT	EA	2
126A	4	XAOZZ		11660256	19207	ARM: UPPER	EA	1
126A	5	PAOZZ	3040.00-168-9824	11660225	19207	BALL JOINT: UPPER ARM, LEFT AND RIGHT	EA	2
126A	6	PAOZZ	5305-00-269-3237	MS90727-61	96906	SCREW. CAP, HEXAGON HEAD: S. CD PLTD 3/8-24 UNF-2A, 1 1/8 IN. LG, UPPER LEFT AND RIGHT	EA	8
126A	7	XAOZZ		02252-0501	93568	BALL JOINT: UPPER ARM ASSEMBLY	EA	2
126A	8	PAOZZ	5310-00-810-1786	MS21042-6	96906	NUT, SELF-LOCKING: CRES, 3/8-24 UNJF-3B UPPER LEFT AND RIGHT	EA	8
126A	9	PAOZZ	2520.00-880-4085	11594671.2	19207	ARM ASSEMBLY: FRONT, RIGHT LOWER	EA	1
126A	10	XAOZZ		11594536-2	19207	SHAFT: ARM, LOWER RIGHT	EA	1
126A	11	XAOZZ		11594609-2	19207	ARM: LOWER RIGHT	EA	1
126A	12	PAOZZ	3040-00-168-9824	11660225	19207	BALL JOINT: ARM, LOWER	EA	2
126A	13	XAOZZ		02252-0502	93568	BALL JOINT: LOWER	EA	2
126A	14	PAOZZ	5305-00-269-3237	MS90727-61	96906	SCREW, CAP, HEXAGON HEAD: S, CD PLTD, 3/8.24 UNF-2A, 1 1/8 IN. LG, LOWER LEFT AND RIGHT	EA	8
126A	15	PAOZZ	5310-00-810-1786	MS21042-6	96906	NUT, SELF-LOCKING: CRES, 3/8 24 UNJF-3B, LOWER LEFT AND RIGHT	EA	8



TA025833

Figure 126A. Front suspension arm assemblies, upper and lower.

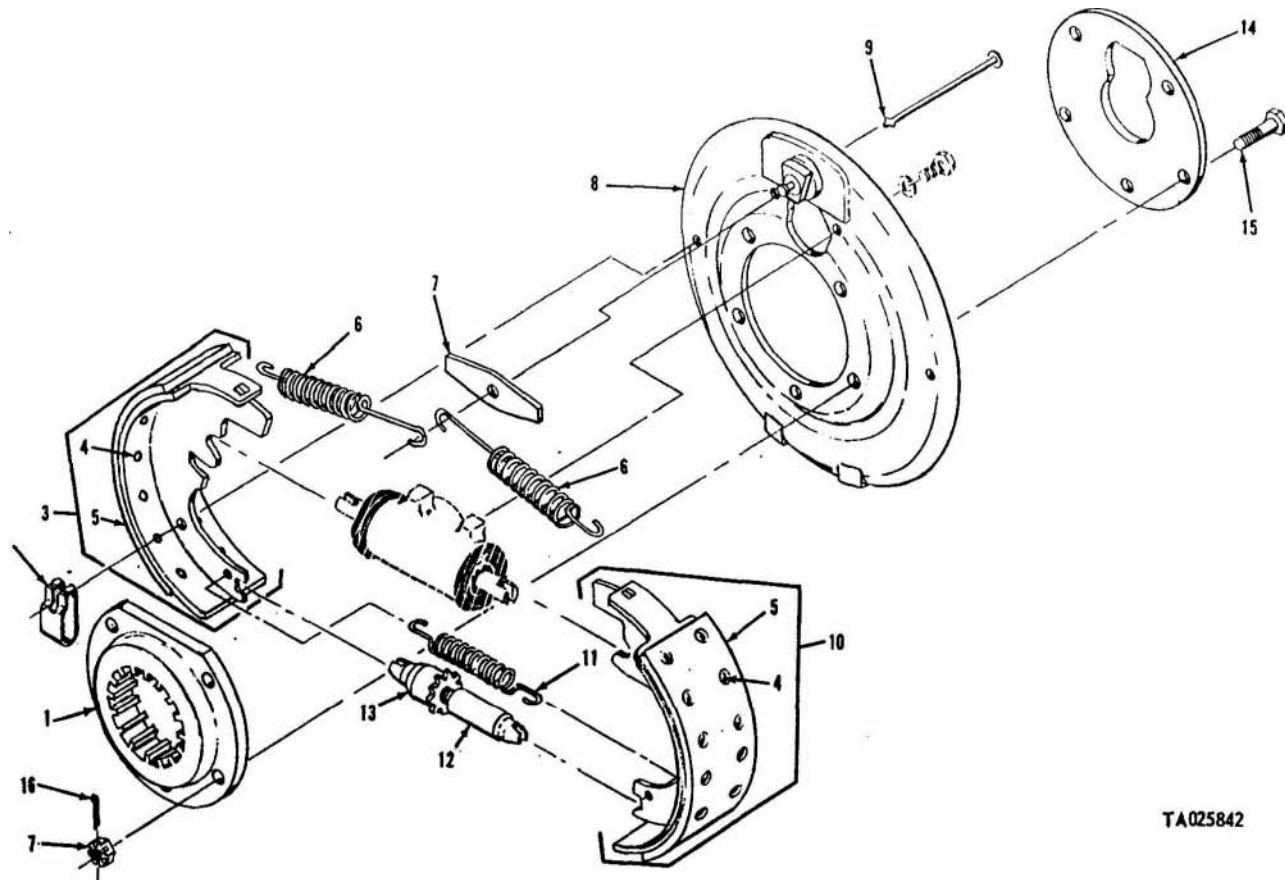
(1) Illustration		(2)	(3)	(4)	(5)	(6)	(7)	(8)
(a) Fig. No.	(b) Item No	SMR code	National stock No	Part No.	FSCM	Descriptic Usable On Code	U M	Qty Inc if unit
						GROUP: 12 BRAKES		
						1201 HANDBRAKES HANDBRAKES AND RELATED PARTS		
127	1	XBOZZ	2530-00-880-4114	11594415	19207	ROD: LEVER, PARKING BRAKE	EA	1
127	2	PAOZZ	5305-00-051.4076	11594403	19207	LEVER ASSEMBLY: PARKING BRAKE	EA	1
127	3	PAOZZ		MS90727-34	96906	SCREW, CAP, HEXAGON HEAD: S, CD PLTD, 5/16-24 UNF-2A, 1 IN. LG. BRAKE LEVER	EA	4
127	4	PAOZZ	5310-00-407-9566	MS35338-45	96906	WASHER, LOCK: S, CD PLTD, 5/16 IN., BRAKE LEVER	EA	4
127	5	PAOZZ	5310-00-905.4600	MS51968-6	96906	NUT, PLAIN, HEXAGON: S, CD PLTD, 5/16-24 UNF-2B BRAKE LEVER	EA	5
127	6	PAOZZ	5360-00-080-6529	11601600	19207	SPRING, HELICAL, EXTENSION: RETAINING. BRAKE SHOE	EA	2
127	7	PAOZZ	2530-00-080-7048	11601595	19207	BRAKE SHOE: PARKING	EA	2
127	8	XBOZZ		11601592-1	19207	PLATE: BRAKE, PARKING	EA	1
127	9	PAOZZ	5360-00-080-6528	11601597	19207	SPRING, HELICAL, TORSION: RETAINING, BRAKE SHOE	EA	1
127	10	PAOZZ	5305-00-105-4062	MS18154-85	96906	SCREW, CAP, HEXAGON HEAD: S, 7/16-14 UNC-2A, 7/8 IN. LG, PLATE	EA	4
127	11	PAOZZ	2530-00-080.6526	11602271	19207	BRAKE DRUM: PARKING	EA	1
127	12	PAOZZ	5306-00-079-1956	11602279	19207	BOLT, RIBBED NECK: BRAKE DRUM	EA	4
127	13	PAOZZ	5310-00-209-0965	MS35338-47	96906	WASHER, LOCK: S, CD PLTD, 7/16 IN., BRAKE DRUM	EA	4
127	14	PAOZZ	5310-00-880-7745	MS51968-11	96906	NUT, PLAIN, HEXAGON: S, CD PLTD, 7/16-20 UNF-2B BRAKE DRUM	EA	4
127	15	PAOZZ	5315-00-842-3044	MS24665-283	96906	PIN, COTTER: S, CD PLTD, 3/32 IN. OD, 3/4 IN. LG, BRAKE ROD	EA	1
127	16	PAOZZ	5310-00-080-6004	MS27183-14	96906	WASHER, FLAT: S, CD PLTD, 0.406 IN. ID, 0.812 IN. OD, 0.065 IN. THK, BRAKE ROD	EA	1
127	17	PAOZZ	5315-00-081-7032	MS20392-5C25	96906	PIN, STRAIGHT: S, CD PLTD, 3/8 IN. OD, 1-1/32 IN. LG. LEVER	EA	1



TA025841

Figure 127. Handbrake and related parts.

(1) Illustration:		(2)	(3)	(4)	(5)	(6)	(7)	(ii)
(a) Fig. No.	(b) Item No.	SMR code	National stock No.	Part No.	FSCM	Description	Usable On Code U ' M	Qty. inc. in unit
						1202 SERVICE BRAKES, BRAKE AND ADAPTER ASSEMBLY		
128	1	PAOZZ	2530-00-404-0749	11659893	19207	ADAPTER, SPLINED: LEFT AND RIGHT, FRONT AND REAR (4), CENTER (2)	EA	6
128	2	PAOZZ	5360.00-403-9500	11659942	19207	SPRING, FLAT: SHOE GUIDE, LEFT AND RIGHT, FRONT AND REAR (8), CENTER (4)	EA	12
128	3	KFOZZ		11659936	19207	SHOE AND LINING: PART OF SET 5704445	EA	1
128	4	KFOZZ		11659968	19207	RIVET, TUBULAR: PART OF KIT 5704446	EA	28
128	5	KFOZZ		11659961	19207	LINING, BRAKE: PART OF KIT 5704446	EA	2
128	6	PAOZZ PAOZZ	5360-00-255-5733 2530-00-253-1223	11659945	19207	SPRING, HELICAL: SHOE RETURN, LEFT AND RIGHT, FRONT AND REAR (8), CENTER (4)	EA	12
128	7			11659941	19207	PLATE, GUIDE: LEFT AND RIGHT, FRONT AND REAR (4), CENTER (2)	EA	6
128	8	PAOZZ	2530-00.245-1168	11659938	19207	PLATE, BACKING, BRAKE: LEFT AND RIGHT, FRONT AND REAR (4), CENTER (2)	EA	6
128	9	PAOZZ	2530-00-253-1219	11659946	19207	PIN. GUIDE: SHOE, LEFT AND RIGHT, FRONT AND REAR (8), CENTER (4)	EA	12
128	10	KFOZZ		11659935	19207	SHOE AND LINING: PART OF SET 5704445	EA	1
128	11	XDOZZ		11659944	19207	SPRING, HELICAL, EXTENSION: STAR WHEEL, LEFT AND RIGHT, FRONT AND REAR (4), CENTER (2)	EA	6
128	12	KFOZZ		11659939	19207	SCREW ASSEMBLY: PART OF KIT 5704444	EA	1
128	13	KFOZZ		11659940	19207	END: GUIDE ADJUSTMENT SCREW, PART OF KIT 5704444	EA	1
128	14	PAOZZ	2530-00-253-1192	11659894	19207	PLATE, RETAINING: LEFT AND RIGHT, FRONT AND REAR (4), CENTER (2)	EA	6
128	15	PAOZZ	5306-00.150-9992	AN8-12	88044	BOLT, MACHINE: LEFT AND RIGHT, FRONT AND REAR (20), CENTER (10)	EA	30
128	16	PAOZZ	5315-00-816-1794	MS24665-285	96906	PIN, COTTER: S, CD PLTD, 3/32 IN., LEFT AND RIGHT, FRONT AND REAR (20), CENTER (10)	EA	30
128	17	PAOZZ	5310-00-842-1490	^M S35692-37	96906	NUT, PLAIN, SLOTTED, HEXAGON: S, CD PLTD, 1/2-20 UNF-2B, BRAKE, LEFT AND RIGHT, FRONT AND REAR (20), CENTER (10)	EA	30
128	18	PAOZZ	2530-00-273-8488	FC11579	63477	BLEEDER SCREW	EA	6
128	—	PAOFF	2530-00-457-1956	5704445	19207	BRAKE SHOE SET, INTERNALLY ACTUATED: COMPOSED OF	EA	6
128	3					SHOE AND LINING:	EA	1
128	1					SHOE AND LINING:	EA	1
128	—	PAOZZ	2530-00-457-1958	5704446	19207	BRAKE LINING KIT: COMPOSED OF	EA	6
128	4					RIVET, TUBULAR	EA	28
128	5					LINING, BRAKE:	EA	2
128	—	PAOZZ	2530-00-239-5823	5704444	19207	REPAIR KIT, BRAKE ADJUSTING: COMPOSED OF	EA	6
128	12					SCREW ASSEMBLY:	EA	1
128	13					END: GUIDE ADJUSTMENT SCREW	EA	1



TA025842

Figure 128. Brake and adapter assembly.

(1) Illustration		(2)	(3)	(4)	(5)	(6)	(7)	(8)
(a) Fig. No.	(b) Item No.	SMR code	National stock No.	Part No.	FSCM	Description Usable On Code	U / M	Qty inc. in unit
						1204 HYDRAULIC BRAKE SYSTEM TRACTOR HYDRAULIC LINES AND FITTINGS		
129	1	PAOZZ	4720.00-410-9787	11659951	19207	HOSE ASSEMBLY: BRAKE	EA	2
129	2	PAFZZ	4710-00-781-7681	11595797	19207	TUBE ASSEMBLY, METAL: BULKHEAD TO UNION	EA	1
129	3	PAOZZ	5340.00-282-7519	MS21333-34	96906	CLAMP, LOOP: S, 0.250 IN. DIA, TUBE ASSEMBLIES	EA	26
129	4	PAOZZ	5305.00-068-0505	MS90726-5	96906	SCREW, CAP, HEXAGON HEAD: S, CD PLTD, 1/4-28 UNF. 2A, 5/8 IN. LG, TUBE ASSEMBLY CLAMPS	EA	28
129	5	PAFZZ	5310-00-891-1797	MS35691-30	96906	NUT, PLAIN, HEXAGON: S, CD PLTD, 7/16-20 UNF-2B	EA	6
129	6	PAOZZ	4730-00.336-9465	MS51855-5	96906	ELBOW, TUBE: S, CD PLTD, 7/16-20 UNF-2A	EA	5
129	7	PAOZZ	4710.00-051-3213	11595225	19207	TUBE ASSEMBLY, METAL:	EA	1
129	8	PAOZZ	4710-00-781-7684	11595844	19207	TUBE ASSEMBLY, METAL:	EA	1
129	9	PAOZZ	4730.00-004-8101	MS51814-3	96906	NIPPLE, TUBE: S, CD PLTD, 7/16-20 UNF-2A	EA	8
129	10	PAOZZ	4720-00-080.6516	11594782-1	19207	HOSE ASSEMBLY, NONMETALLIC: REAR BRAKE	EA	2
129	11	PAOZZ	5340-00-989-1771	MS21333-123	96906	CLAMP, LOOP: S, CUSHIONED, 1/2 IN. DIA, HOSE AT-TACHING	EA	2
129	12	PAOZZ	4730-00.839-0427	MS51811-3P	96906	TEE, TUBE: S, CD PLTD, 7/16.20 UNF-2A, CENTER HOSE	EA	2
129	13	PAOZZ	4710-00-051.3278	.11595845	19207	TUBE ASSEMBLY, METAL: BRAKE	EA	1
129	14	PAOZZ	4730-00.402-4401	MS51819-35	96906	ADAPTER, PIPE TO TUBE: S, CD PLTD, 7/16-20 UNF-2A	EA	6
129	15	PAOZZ	4720-00-781.7838	11594782.2	19207	HOSE ASSEMBLY, NONMETALLIC: REAR	EA	1
129	16	PAFZZ	4710-00-781.7682	11595798	19207	TUBE ASSEMBLY, METAL: CENTER	EA	1
129	17	PAFZZ	4710.00-051-3208	11695221	19207	TUBE ASSEMBLY, METAL: FRONT, LEFT	EA	1
129	18	PAOZZ	5325-00-276.6099	MS35489-93	96906	GROMMET, RUBBER: 1/4 IN. ID, 5/8 IN. OD, 3/8 IN. THK, BULKHEAD	EA	2
129	19	PAOZZ	5340-00-088 6655	MS21333-101	96906	CLAMP, LOOP: S, CD PLTD, CUSHIONED, 0.438 IN. DIA, HOSE ATTACHING,	EA	4
129	20	PAOZZ	4730-00-004-6840	11663010	19207	COUPLING:	EA	1
129	21	PAOZZ	5310-00.877-5796	MS21044N4	96906	NUT, SELF-LOCKING, HEXAGON S, 1/4 28 UNF-3B, CLAMP COUPLING	EA	1
129	22	PAOZZ	5365.00-218-1460	11696064	19207	SPACER, SLEEVE: COUPLING CLAMP	EA	3
128	23	PAOZZ	5305-00-267-8977	MS90726-10	96906	SCREW, CAP, HEXAGON HEAD: S, CD PLTD, 1/4-28 UNF. 2A, 1.1/4 IN. LG	EA	1
129	24	PAOZZ	4730-00-096-8756	MS51815-3	96906	ELBOW, PIPE TO TUBE: S, CD PLTD, 1/8 NPTF, 7/16 20 UNF-2A	EA	1
129	25	PAOZZ	4710-00-2534373	11659883	19207	TUBE ASSEMBLY, METAL:	EA	4
129	26	PAOZZ	4730.00-404-3203	7372838	19207	SEAT, TUBE, SPINDLE ASSEMBLY:	EA	4
129	27	PAFZZ	4710-00.051-3211	11595223	19207	TUBE ASSEMBLY, METAL: REAR, RIGHT	EA	1
129	28	PAFZZ	4710-00-051.3212	11595224	19207	TUBE ASSEMBLY, METAL:	EA	1
129	29	PAFZZ	4710-00-051.3209	11595222	19207	TUBE ASSEMBLY, METAL: FRONT, RIGHT	EA	1
129	30	PAFZZ	4710-00.051-3175	11595220	19207	TUBE ASSEMBLY, METAL:	EA	1
199	31	PAFZZ	4710-00-563-4960	11660007	19207	TUBE ASSEMBLY, METAL: MASTER CYLINDER	EA	1
129	32	PAOZZ	4710 00-563-4932	11660008	19207	TUBE ASSEMBLY, METAL: MASTER CYLINDER	EA	1
129	33	PAOZZ	4710-00-563-4960	11660095	19207	TUBE ASSEMBLY, METAL: MASTER CYLINDER	EA	1

(1) Illustration		(2)	(3)	(4)	(5)	(6)	(7)	(8)
Fig. No.	Item No.	SMR code	National stock No.	Part No.	FSCM	Description	Usa t le On Code	Qty inc. in unit
129	34	PAOZZ	4730-00.279.8123	MS51821-3	96906	TEE, PIPE TO TUBE: S, CD PLTD, 1/8 NPTF, 7/16-20 UNF-2A	EA	1
129	35	PAFZZ	4710-00-051-3172	11594824	19207	TUBE ASSEMBLY, METAL:	EA	1
129	36	PAFZZ	4730-00.555-2596	02252-1509	93568	TEE, TUBE: TUBE ASSEMBLY	EA	1

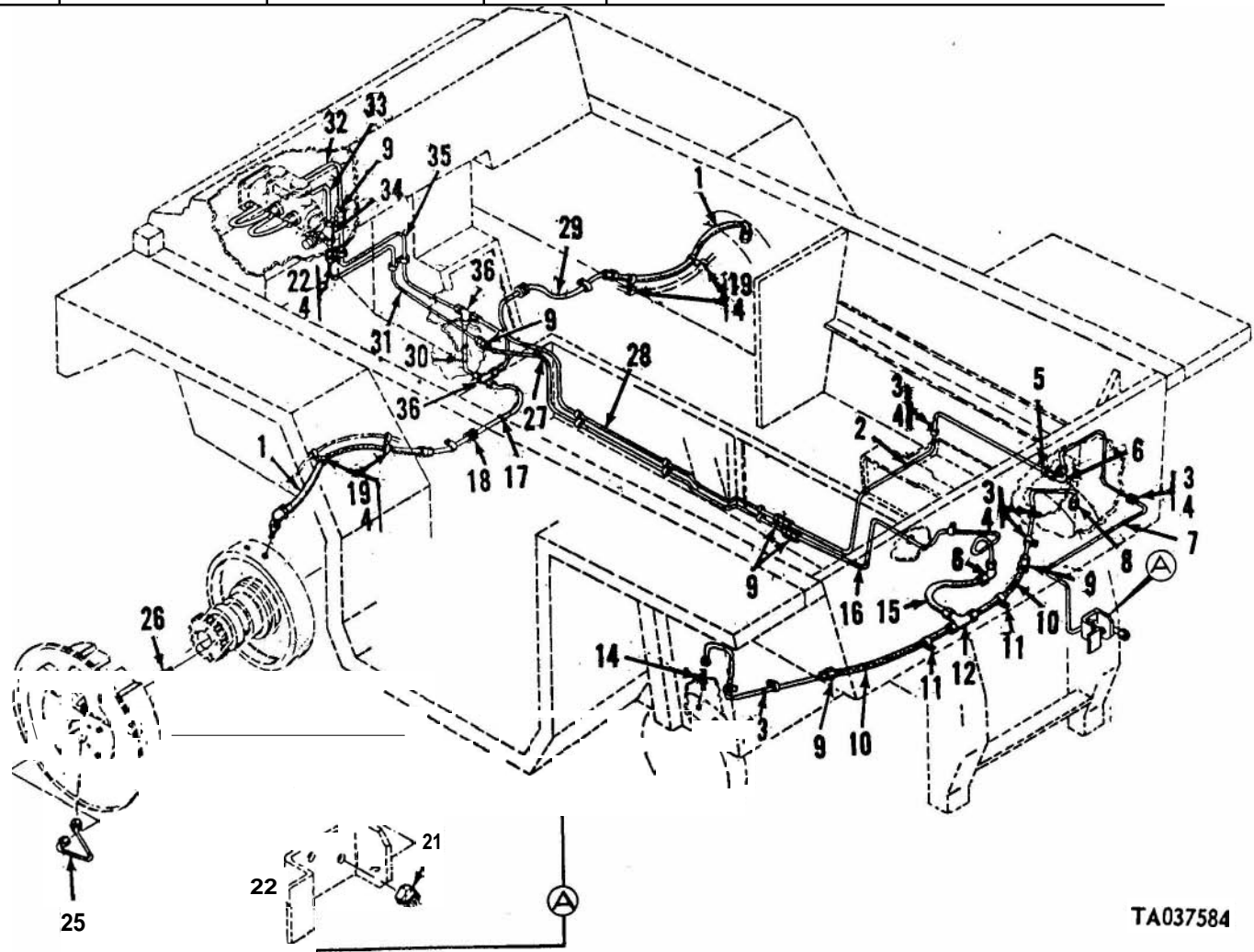
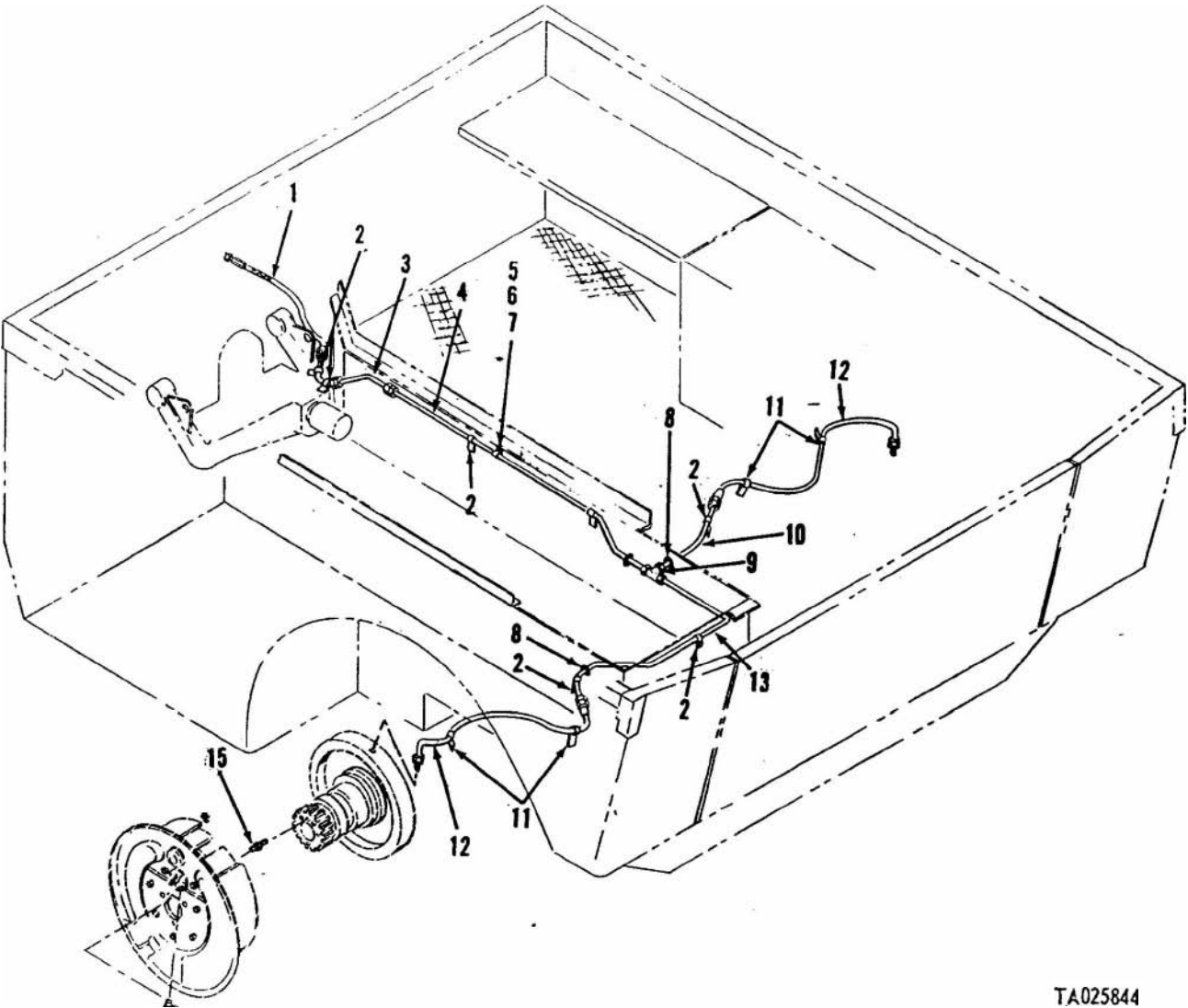


Figure 129. Tractor hydraulic lines and fittings.

(1) Illustration		(2)	(3)	(4)	(5)	(6)	(7)	(8)
(a) Fig. No.	(b) Item No.	SMR code	National stock No.	Part No.	FSCM	Description Usable On Code	U / M	Qty. inc. in unit
						1204 CARRIER HYDRAULIC LINES AND FITTINGS		
130	1	PAOZZ	4720-00-880.4121	11595171	19207	HOSE ASSEMBLY, NON METALLIC: DISCONNECT	EA	1
130	2	PAOZZ	5340-00-282-7519	MS21333.34	96906	CLAMP, LOOP: S, CD PLTD, 1/4 IN. DIA	EA	7
130	3	PAOZZ	4720-00-880-4108	11595172	19207	HOSE ASSEMBLY, NONMETALLIC: BRAKES	EA	1
130	4	PAOZZ	4710-00-051-3147	11594818	19207	TUBE ASSEMBLY, METAL: BRAKES	EA	1
130	5	PAOZZ	5365-00-218-1460	11595064	19207	SPACER, SLEEVE: BRAKES	EA	1
130	6	PAOZZ	5310-00-971-7989	MS35691-5	96906	NUT, PLAIN, HEXAGON: S, CD PLTD, 1/4.28 UNF-2B	EA	1
130	7	PAOZZ	5305-00-068.0507	MS90726-7	96906	SCREW, CAP, HEXAGON HEAD: S, CD PLTD, 1/4-28 UNF-2A, 7/8 IN, LG	EA	1
130	8	PAOZZ	5325.00-262-9162	MS35489-94	96906	GROMMET, RUBBER: 7/16 IN. THK., 1 IN. OD ¼ IN. ID	EA	3
130	9	PAOZZ	4730.00-943-8928	MS39198-3	96906	TEE, TUBE: S, CD PLTD, 1/2-20 UNF-2A	EA	1
130	10	PAOZZ	4710-00-051-3149	11594823	19207	TUBE ASSEMBLY, METAL: BRAKE, RIGHT	EA	1
130	11	PAOZZ	5340.00-088-6655	MS21333-101	96906	CLAMP, LOOP: S, 0.438 IN. DIA	EA	4
130	12	PAOZZ	4720-00-410.9787	11659951	19207	HOSE ASSEMBLY, NONMETALLIC:	EA	2
130	13	PAOZZ	4710.00.051-3148	11594821	19207	TUBE ASSEMBLY, METAL: BRAKE	EA	1
130	14	PAOZZ	4710.00-253-1373	11659883	19207	TUBE ASSEMBLY, METAL: SEALED BRAKES	EA	2
130	15	PAOZZ	2530-00-528-2879	5282879	19207	SEAT, HYDRAULIC COUPLING: SEALED BRAKES	EA	2



TA025844

14

Figure 130. Carrier hydraulic lines and fittings.

(1) Illustration		(2)	(3)	(4)	(5)	(6)	(7)	(8)
(a) Fig. No.	(b) Item No.	SMR code	National stock No.	Part No.	FSCM	Description Usable On Code	U / M	Qty. int in unit
						1204 WHEEL CYLINDER		
131	1	PAOFF	2530-00.245-1170	11659981	19207	CYLINDER ASSEMBLY, HYDRAULIC BRAKE, WHEEL: LEFT, FRONT AND REAR (2), RIGHT, FRONT AND REAR (2), LEFT AND RIGHT, CENTER (2)	EA	6
131	2	PAOZZ	5306-00-225.8495	MS90725-30	96906	SCREW, CAP, HEXAGON HEAD: S, CD PLTD, 5/16-18 UNC- 2A, 9/16 IN. LG, LEFT AND RIGHT, FRONT AND REAR (8), LEFT AND RIGHT, CENTER (4)	EA	12
131	3	PAOZZ	5310-00-167.0721	MS35333-41	96906	WASHER, LOCK: S, CD PLTD, 5/16 IN., LEFT AND RIGHT, FRONT AND REAR (8), LEFT AND RIGHT, CENTER (4)	EA	12
131	—	PAFZZ	2530-00-495-8659	FC5355	63477	KIT: WHEEL CYLINDER REPAIR	EA	6

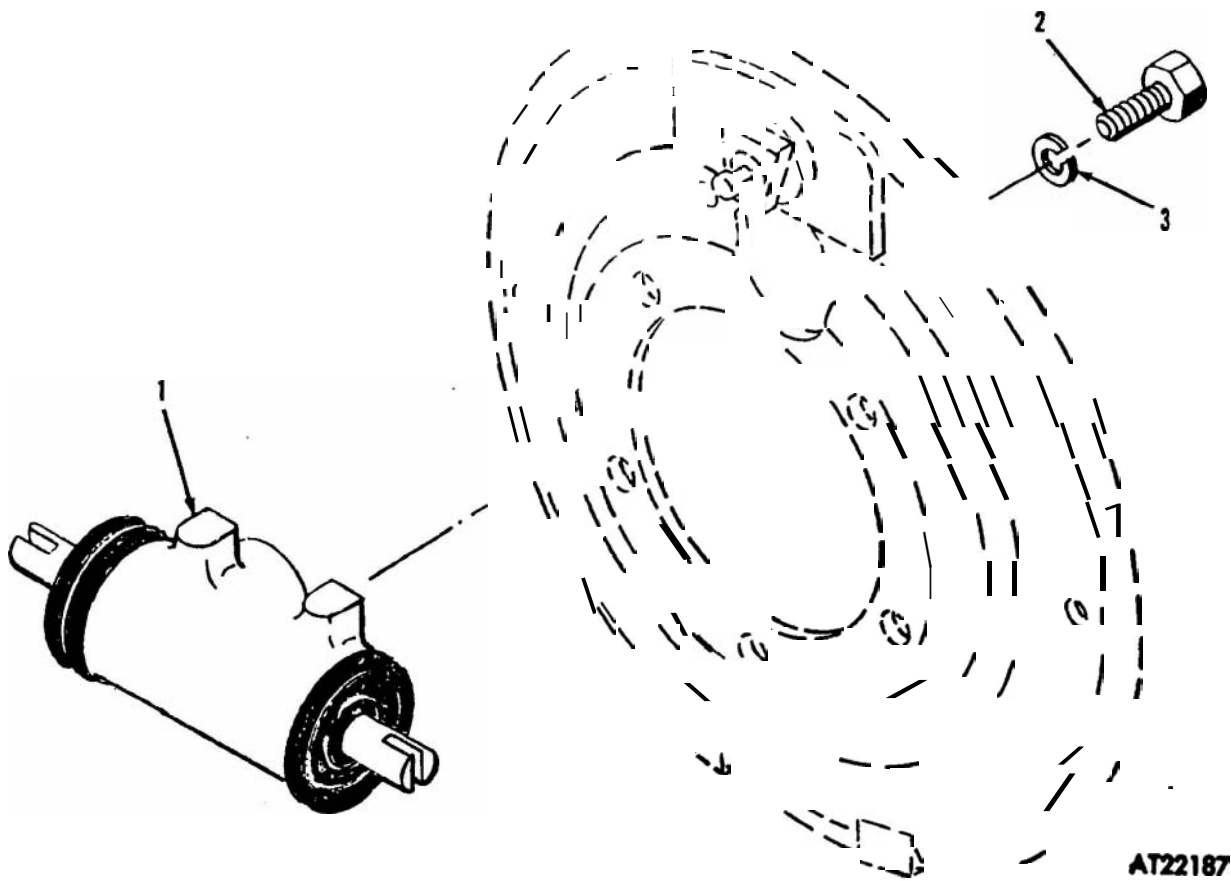


Figure 131. Wheel cylinder.

(1) Illustration		(2)	(3)	(4)	(5)	(6)	(7)	(8)
(a) Fig. No.	(b) Rem No.	SMR code	National stock No.	Part No.	FSCM	Description Usable On Code	U / M	Qty inc in snit
						1204 MASTER CYLINDER AND RELATED PARTS		
1:32	1	PAOZZ	5315-00-846-1270	MS35810-35	96906	PIN, STRAIGHT, HEADED: S, CD PLTD: 7/16 IN. DIA, 1- 25/64 IN. LG, CLEVIS	EA	1
132	2	XDOZZ		11659915	19207	CLEVIS, ROD END: PEDAL, BRAKE	EA	1
132	3	PAOZZ	5315-00-059-0157	MS24665-210	96906	PIN, COTTER: S, CD PLTD, 5/64 IN. DIA, 3/4 IN. LG	EA	1
132	4	PAOZZ	5310-00-835-2036	MS35691 29	96906	NUT, PLAIN, HEXAGON: S, CD PLTD, 7/16-20 UNF-2B	EA	1
132	5	PAOZZ	2530-00-253-1227	11659916	19207	PUSH ROD, HYDRAULIC BRAKE MASTER CYLINDER:	EA	1
132	6	PAOZZ	2530-00-457-1935	11659956	19207	MASTER CYLINDER: HYDRAULIC BRAKE	EA	1
132	7	PAOZZ	2530-00-450-9654	11660092	19207	BOOT, DUST AND MOISTURE SEAL:	EA	1
132	8	PAOZZ	2530-00-457-1935	11660091	19207	CYLINDER ASSEMBLY, HYDRAULIC BRAKE, MASTER:	EA	1
132	9	PAOZZ	5310-00-880-7746	MS51968-5	96906	NUT, PLAIN, HEXAGON: S, CD PLTD, 5/16-24 UNF-2H	EA	4
132	10	PAOZZ	5310-00-407-9566	MS35338-45	96906	WASHER, LOCK: S, CD PLTD, 5/16 IN.	EA	4
132	11	PAOZZ	5307-00-989-6280	MS15986GP13	96906	STUD, PLAIN: S, CD PLTD, 5/16.18NC-5, 5/16-24 UNF-2A, .1625 IN. LG	EA	4

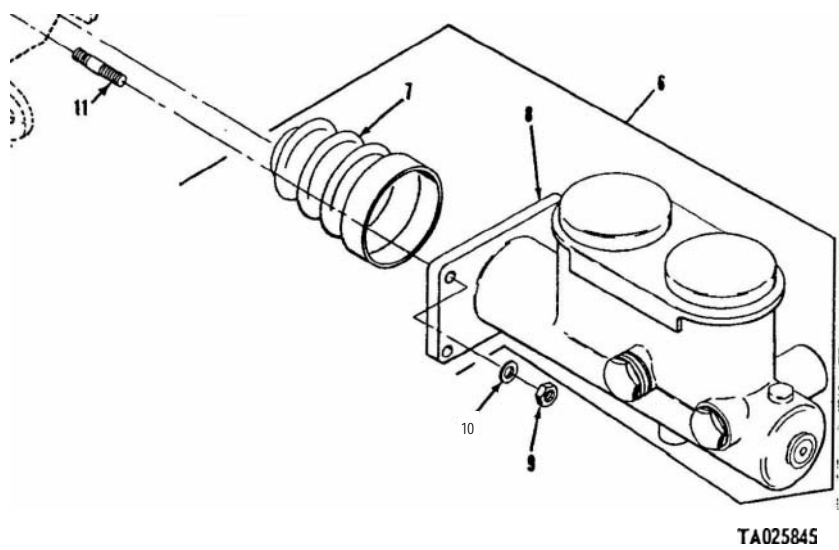


Figure 132. Master cylinder and related parts.

(1) Illustration		(2)	(3)	(4)	(5)	(6)	(7)	(8)
(a) Fig. No	(b) Item No.	SMR code	National stock No.	Part No.	FSCM	Description Usable On Code	U M	Qty inc. in unit
						BRAKE PEDAL AND RELATED PARTS		
133	1	XBOZZ		11659928	19207	BRACKET ASSEMBLY: MASTER CYLINDER MOUNTING	EA	1
133	2	PAOZZ	3120.00-133-6398	MS17796-77	96906	BEARING, SLEEVE: BRONZE, 5/8 IN. ID	EA	2
133	3	XBOZZ		11659914	19207	BRACKET:	EA	1
133	4	PAOZZ	5310.00-891-1709	MS35691-9	96906	NUT, PLAIN, HEXAGON: S, CD PLTD, 5/16-18 UNC-2B	EA	4
133	5	PAOZZ	5305.00-984-5680	M535206-300	96906	SCREW, MACHINE: S, CD PLTD, 5/16-18 UNC-2A 1-1/2 IN. LG	EA	2
133	6	PAOZZ	5310.00-851-2674	MS35691-1	96906	NUT, PLAIN, HEXAGON: S, CD PLTD. 1/4-20 UNC-2H	EA	2
133	7	PAOZZ	5305.00-068-0502	MS90725-6	96906	SCREW, CAP, HEXAGON HEAD: S, CD PLTD, 1/4-20 UNC-2A, 3/4 IN. LG	EA	3
133	8	PAOZZ	5310.00-582-5965	MS35338-44	96906	WASHER, LOCK: S, CD PLTD, 1/4 IN.	EA	3
133	9	XBOZZ		11659917	19207	BRACKET: MOUNTING	EA	1
133	10	PAOZZ	5310.00-761-6882	MS51967-2	96906	NUT, PLAIN, HEXAGON: S, CD PLTD, 1/4-20 UNC-2B	EA	3
133	11	PAOZZ	5305.00-984-5681	MS35206-301	96906	SCREW, MACHINE: S, CD PLTD, 5/16-18 UNC-2A 1-3/4 IN. LG	EA	1
133	12	PAOZZ	5360.00-404-0786	11660005	19207	SPRING, HELICAL, EXTENSION: RETURN	EA	1
133	13	PAOZZ	2540.00-235-4384	11659927	19207	PEDAL, CONTROL:	EA	1
133	14	XAOZZ		11659910	19207	PEDAL, BRAKE:	EA	1
133	15	PAOZZ	3120.00-133-6399	MS17796-84	96906	BEARING, SLEEVE: BRONZE, 5/8 ID., 1 IN. LG	EA	2
133	16	PAOZZ	4730.00-050-4208	MS15003-1	96906	FITTING, LUBRICATION: S. 1/8 IN., 11/16 IN. LG	EA	1
133	17	PAOZZ	5305.00-071-2241	MS90725-10	96906	SCREW, CAP, HEXAGON HEAD: S, CD PLTD, 1/4-20 UNC-2A, 1-1/4 IN. LG	EA	1

4-5727-7

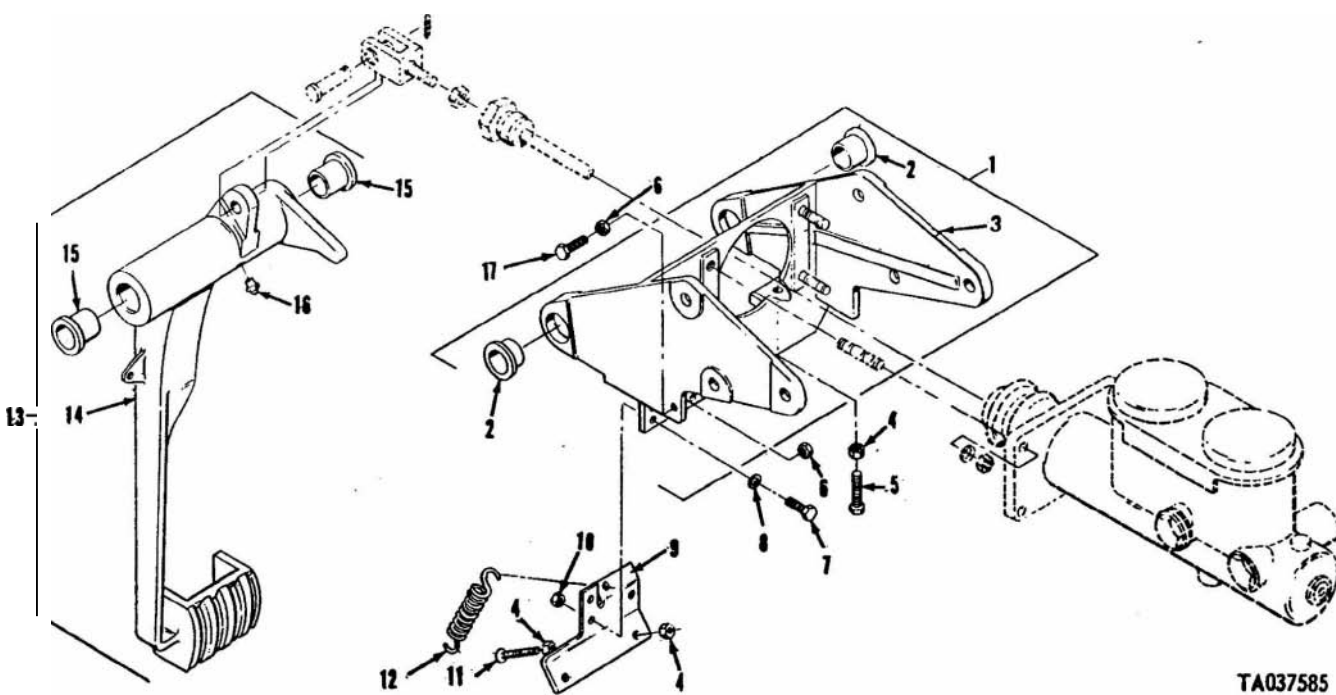


Figure 133. Brake pedal and related parts.

(1) Illustration		(2)	(3)	(4)	(5)	(6)	(7)	(8)	(9)
(a) Fig. No.	(b) Item No.	SMR code	National stock No.	Part No.	FSCM	Description Usable On Code	U * M	Qty Inc in unit	O
						1208 AIR PRESSURIZATION SYSTEM TRACTOR AIR LINES AND FITTINGS			
134	1	PAFZZ	4710-00-051-3280	11595788	19207	TUBE ASSEMBLY, METAL: BULKHEAD, FRONT	EA	1	
134	2	PAFZZ	4730.00-336-9465	MS51855-5	96906	ELBOW, TUBE: S, CD PLTD, 7/16-20 UNF-2A	EA	4	
134	3	PAFZZ	4370-00-839-0427	MS51811 3P	96906	TEE, TUBE: S, CD PLTD, 7/16-20 UNF-2A	EA	3	
134	4	PAFZZ	5310-00-891-1797	MS35691-30	96906	NUT, PLAIN, HEXAGON: S, CD PLTD, 7/16-20 UNF-2B	EA	2	
134	5	PAOZZ	5325-00-835-7289	MS35490 7E	96906	GROMMET, RUBBER: 1/4 IN. ID, 5/8 IN. OD, 1/4 IN. GROOVE WD	EA	2	
134	6	PAFZZ	4710-00-051-3281	11595789	19207	TUBE ASSEMBLY, METAL: WHEEL HOSE, RIGHT FRONT	EA	1	
134	7	PAOZZ	5340-00-282-7519	MS21333-34	96906	CLAMP, LOOP: S, CD PLTD, 1/4 IN. DIA	EA	10	
134	8	PAOZZ	5340.00-088-6655	MS21333-101	96906	CLAMP, LOOP: S, CD PLTD, CUSHIONED, 0.438 IN. DIA	EA	4	
134	9	PAOZZ	4720-00.404-7443	11659960	19207	HOSE ASSEMBLY, NONMETALLIC:	EA	2	
134	10	PAFZZ	4710-00-061.3279	11595787	19207	TUBE ASSEMBLY, METAL: RESERVOIR	EA	1	
134	11	PAFZZ	4710-00.051-1686	11595861	19207	TUBE ASSEMBLY, METAL: RESERVOIR	EA	1	
134	12	PAFZZ	4730-00-959-0526	MS39203-3	96906	ADAPTER, STRAIGHT, PIPE TO TUBE: 1/4 IN. OD, 1/8 IN. NPTF, 1/2-20 UNF-2A	EA	1	
134	13	PAFZZ	4720-00.150-6198	11595171.2	19207	HOSE ASSEMBLY, NONMETALLIC: RELIEF VALVE	EA	1	
134	14	PAFZZ	4710-00-051-3222	11595784	19207	TUBE ASSEMBLY, METAL: RESERVOIR	EA	1	
134	15	PAFZZ	4730.00-943-8928	MS39198-3	96906	TEE, TUBE: S, CD PLTD, 1/4 IN. OD, 7/16.20 UNF-2A	EA	2	
134	16	PAFZZ	4710-00-051-3276	11595786	19207	TUBE ASSEMBLY, METAL: BULKHEAD	EA	1	
134	17	PAFZZ	5310-00-877-5796	MS21044N4	96906	NUT, SELF-LOCKING, HEXAGON: S, CD PLTD, 1/4-28 UNF-13B	EA	2	
134	18	PAOZZ	4730.00-402-4401	MS51819-35	96906	ADAPTER, STRAIGHT, PIPE TO TUBE: S, CD PLTD, 1/4 IN. OD, 1/8 NPTF, 7/16-20 UNF-2A	EA	6	
134	19	PAOZZ	4710-00-781-7684	11595844	19207	TUBE ASSEMBLY, METAL: WHEEL, REAR, RIGHT	EA	1	
134	20	PAOZZ	4710-00-781-7679	11595795	19207	TUBE ASSEMBLY, METAL: REAR, RIGHT	EA	1	
134	21	PAOZZ	4730.00-004-8101	MS51814 3	96906	NIPPLE, TUBE: S, CD PLTD, 1/4 IN. OD, 7/16-20 UNF-2A	EA	2	
134	22	PAOZZ	4720.00-080-6516	11594782-1	19207	HOSE ASSEMBLY, NONMETALLIC: BRAKE, REAR	EA	2	
134	23	PAOZZ	5340-00-989-1771	MS21333-123	96906	CLAMP, LOOP: S, CD PLTD, CUSHIONED, 1/2 IN. DIA	EA	2	
134	24	PAOZZ	4720-00-781-7838	11594782-2	19207	HOSE ASSEMBLY, NONMETALLIC: BRAKE REAR	EA	1	
134	25	PAFZZ	4730-00.926-4186	MS39211-5	96906	TEE, PIPE TO TUBE: S, CD PLTD, 1/4 IN. OD, 1/4 NPTF, 1/2-20 UNF-2A	EA	1	
134	26	PAFZZ	4710-00.051-3262	11595785	19207	TUBE ASSEMBLY, METAL: CENTER DIFFERENTIAL, RESERVOIR	EA	1	
		PAOZZ	4820.00-287-4268	MS35784-2	96906	COCK, DRAIN: BRASS, 1/4-18 NPTF	EA	1	
134	27	XBFZZ		11595826	19207	RESERVOIR, AIR:	EA	1	
134	28	PAFZZ	4820-00-055.5988	8712129	19207	VALVE, CHECK: RESERVOIR	EA	1	
134	29	PAOZZ	4710.00-051-3278	11595845	19207	TUBE ASSEMBLY, METAL: WHEEL, REAR, LEFT	EA	1	
134	30	PAFZZ	4710-00-781.7648	11595790	19207	TUBE ASSEMBLY, METAL: SUSPENSION ARM, LEFT	EA	1	
134	31	PAOZZ		MS51816-3	96906	ADAPTER, STRAIGHT, PIPE TO TUBE: 5, CD PLTD, 1/4 IN. OD, 1/8 NPTF, 7/16-20 UNF-2A	EA	1	

(1) Illustration		(2)	(3)	(4)	(5)	(6)	(7)	(8)
(a) Fig. No.	(b) Item No.	SMR code	National stock No.	Part No.	FSCM	Description Usable On Code	U / M	Qty inc in unit
134	32	PAOZZ	5340-00-984-8541	MS21333-106	96906	CLAMP, LOOP: S, CD PLTD, CUSHIONED, 0.875 IN. DIA	EA	1
134	33	PAOZZ	5310-00-582-5965	MS35338-44	96906	WASHER, LOCK: S, CD PLTD, 1/4 IN.	EA	2
134	34	PAOZZ	5305-00-068-0504	MS90726-3	96906	SCREW, CAP, HEXAGON HEAD: S, CD PLTD, 1/4-28 UNF-2A, 1/2 IN. LG	EA	2
134	35					BRACKET: QUICK DISCONNECT		
134	36	XBOZZ		11555850	19207	SCREW, CAP, HEXAGON HEAD: S, CD PLTD, 1/4-28 UNF-2A, 3/4 IN. LG	EA	1
134	37	PAOZZ	5305.00-068-0506	MS90726-6	96906		EA	1

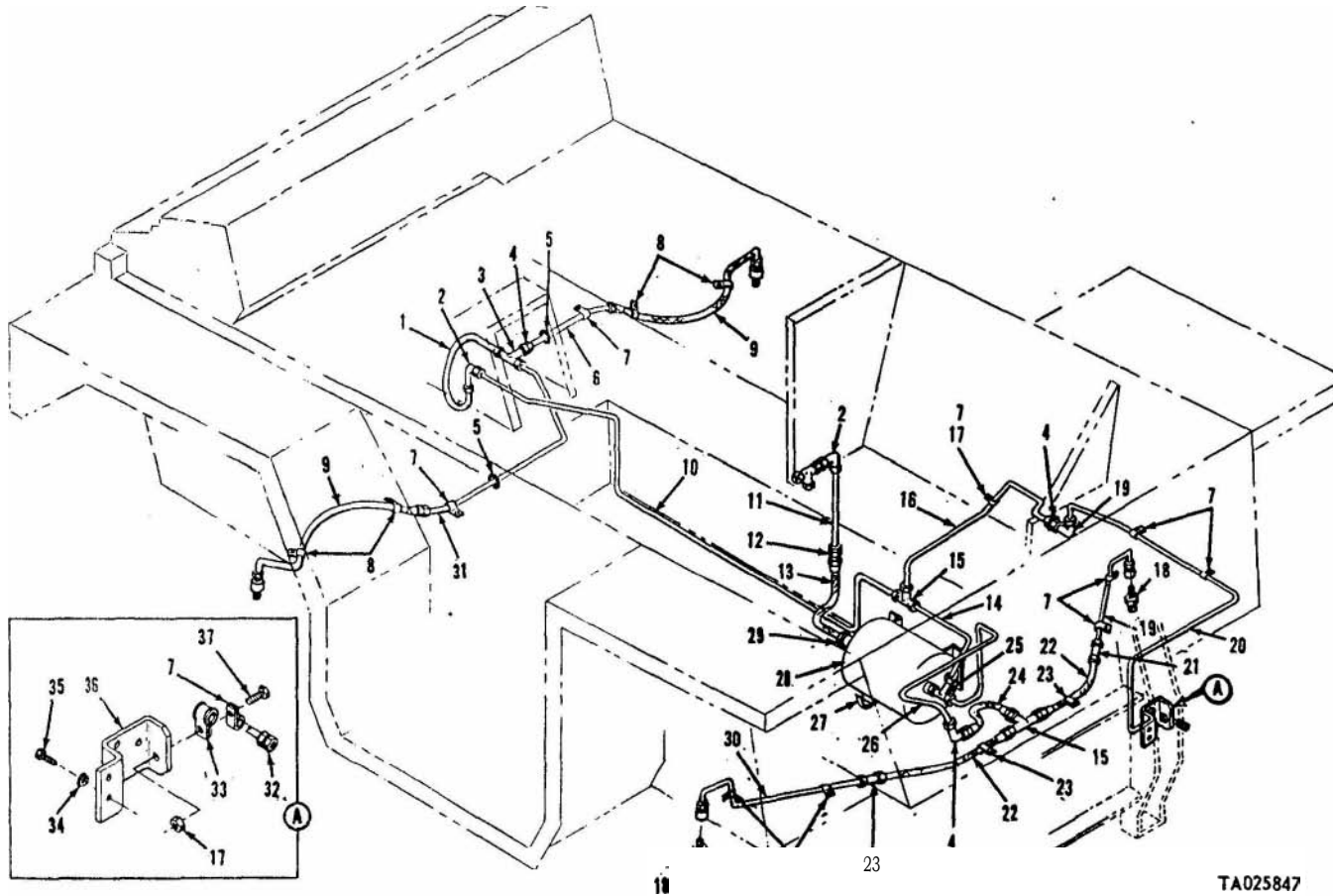


Figure 134. Tractor air lines and fittings.

(1) Illustration		(2)	(3)	(4)	(5)	(6)	(7)	(8)
(a/ Fig. No.	(b) Item No.	SMR code	National stock No.	Part No.	FSCM	Description Usable On Code	U M	Qty. inc. in unit
						1208 CARRIER AIR LINES AND FITTINGS		
135	1	PAOZZ	4720-00-880-4121	11595171	19207	HOSE ASSEMBLY, NONMETALLIC: DISCONNECT	EA	1
135	2	PAOZZ	5340.00-282-7519	MS21333-34	96906	CLAMP, LOOP: S, CD PLTD, 1/4 IN. DIA	EA	7
135	3	PAOZZ	5305-00-068-0505	MS90726-5	96906	SCREW, CAP, HEXAGON HEAD: S, CD PLTD 1/4-28 UNF-2A, 6/8 IN. LG	EA	11
135	4	PAOZZ	5310-00.971-7989	MS35691-5	96906	NUT, PLAIN, HEXAGON: 1/4.28 UNF-2B	EA	2
135	5	PAOZZ	5365-00-218-1460	11595064	19207	SPACER, SLEEVE: DISCONNECT	EA	2
135	6	PAOZZ	4710.00-781-7651	11595792	19207	TUBE ASSEMBLY, METAL: DISCONNECT	EA	1
135	7	PAOZZ	4720-00-880-4108	11595172	19207	HOSE ASSEMBLY, NONMETALLIC: DISCONNECT	EA	1
135	8	PAOZZ	4710-00-781-7821	11595793	19207	TUBE ASSEMBLY, METAL: HULL	EA	1
135	9	PAOZZ	5325-00-262-9162	MS35489-94	96906	GROMMET, RUBBER: 1/4 IN. ID, 1 IN. OD, 1/4 IN. WD GROOVE	EA	3
135	1	PAOZZ	5340-00-088-6655	MS21333-101	96906	CLAMP, LOOP: S, CD PLTD, CUSHIONED, 0.438 IN. DIA	EA	4
135	11	PAOZZ	4720-00-404-7443	11659950	19207	HOSE ASSEMBLY, NONMETALLIC: SUSPENSION ARM, REAR, LEFT	EA	2
135	12	PAOZZ	4710-00-781-7652	11595794	19207	TUBE ASSEMBLY, METAL: SUSPENSION ARM, REAR, RIGHT	EA	1
135	13	PAOZZ	4730.00-839-0427	MS51811-3F	96906	TEE, TUBE: S, CD PLTD, 1/4 IN. OD, 7/16-20 UNF-2A	EA	1
135	14	PAOZZ	4710-00-781-7649	11595791	19207	TUBE ASSEMBLY, METAL: SUSPENSION ARM, LEFT	EA	1

TM 9-2320-242-34P

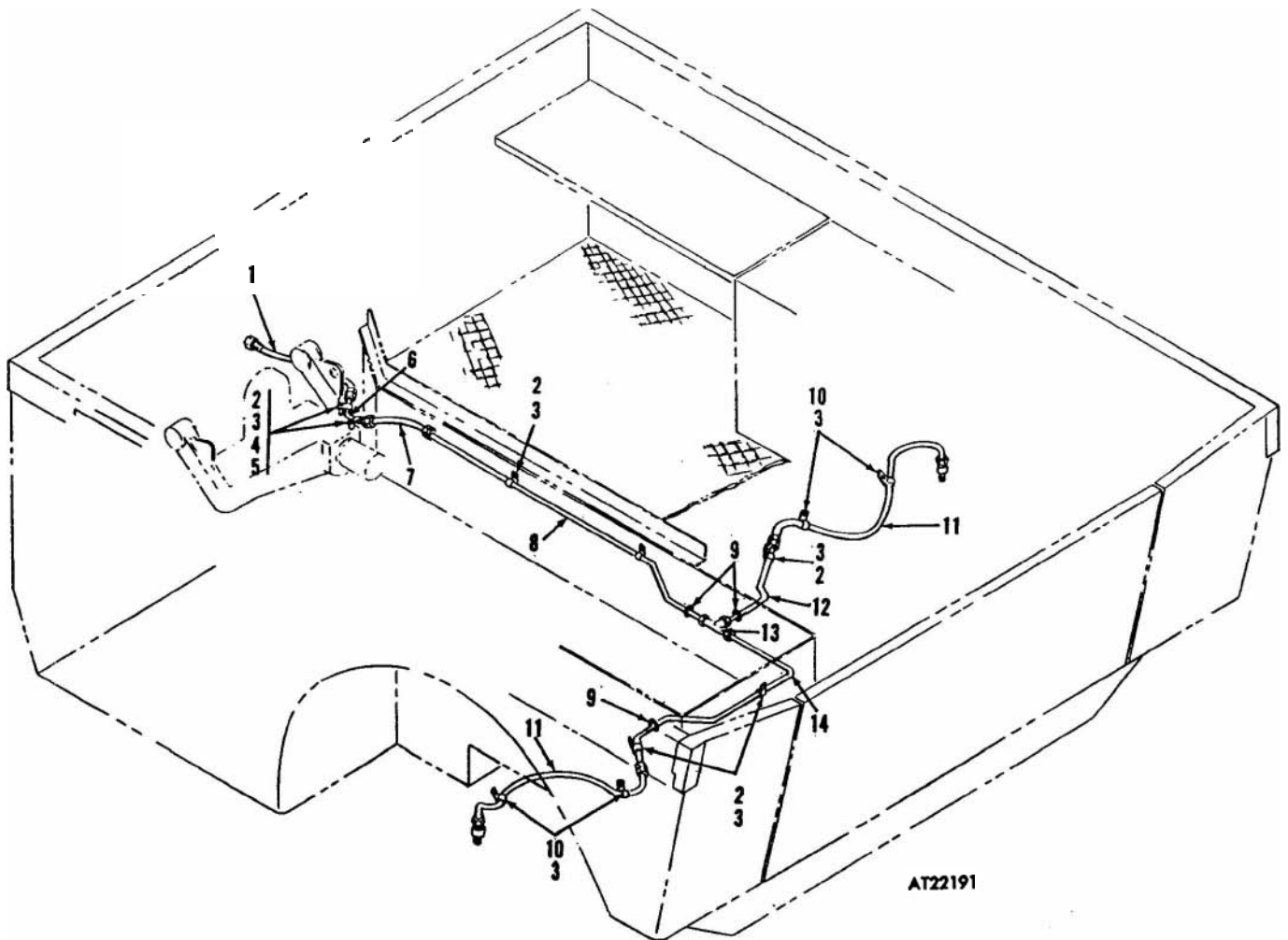


Figure 135. Carrier air lines and fittings

(1) Illustration		(2)	(3)	(4) Part No.	(5) FSCM	(6) Description Usable On Code	(7) U / M	(8) Qty. inc. in unit
(a) Fig. No.	(b) Item No.	SMR code	National stock No.					
						GROUP: 13 WHEELS		
						1311 TIRE MOUNTING AND RELATED PARTS		
136	1	PAOZZ	2640-00-995-3138	MS51370-1	96906	VALVE PNEUMATIC TIRE: TUBLESS TIRE	EA	6
136	2	PAOZZ	2640-00-056-4327	MS51377-4	96906	VALVE CORE, PNEUMATIC TIRE: BRASS, NICKEL PLTD, 0.206-36 THREAD	EA	6
136	3	PAOZZ	2640-00-060-3550	MS51375-1	96906	CAP, TIRE VALVE: 0.312-32 THREAD	EA	6
136	4	PAOZZ	5310-00-523-2405	24575	33116	NUT, PLAIN, HEXAGON: S, CD PLTD, 1/2-20 UNF-3B, WHEEL MOUNT	EA	48

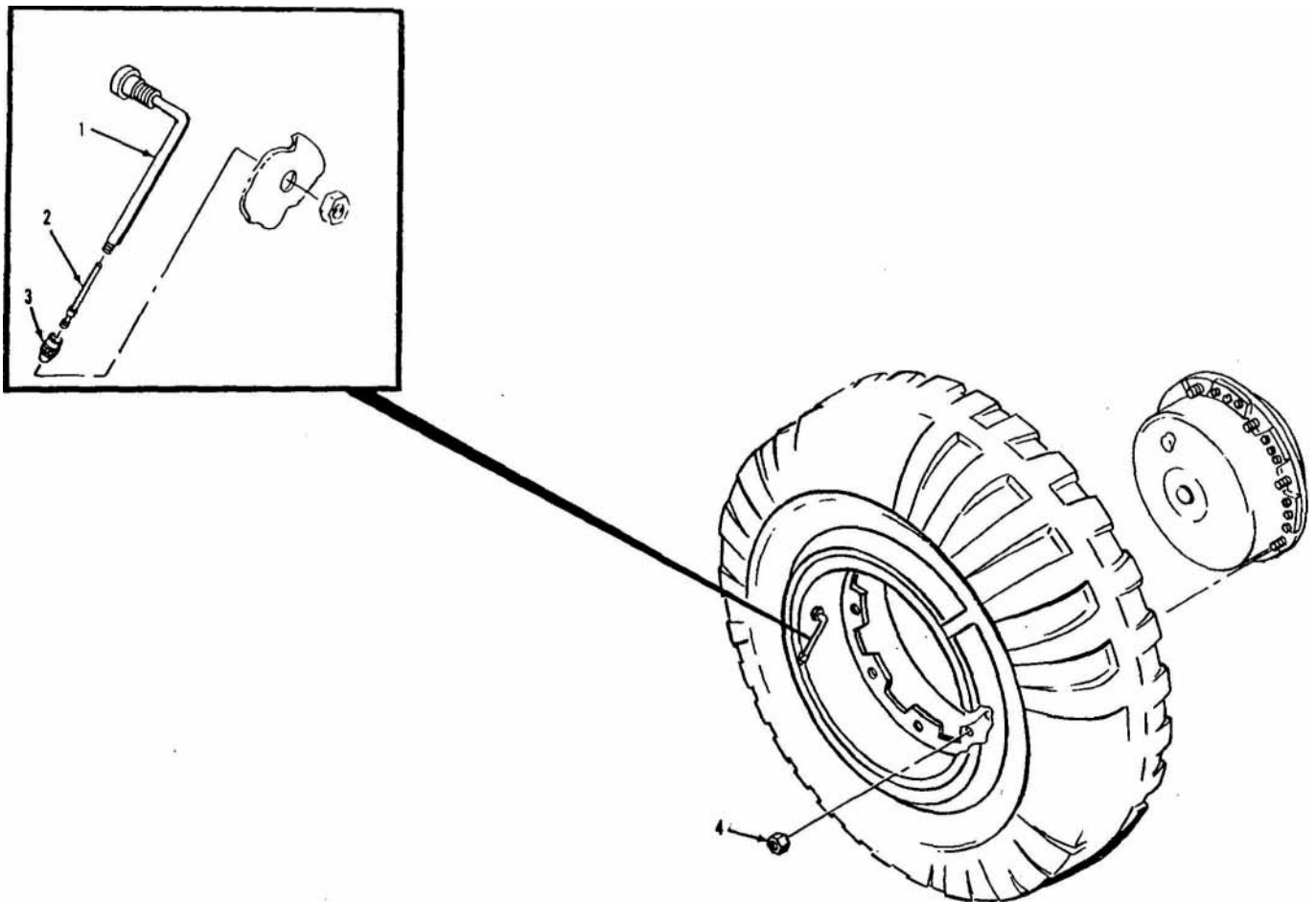
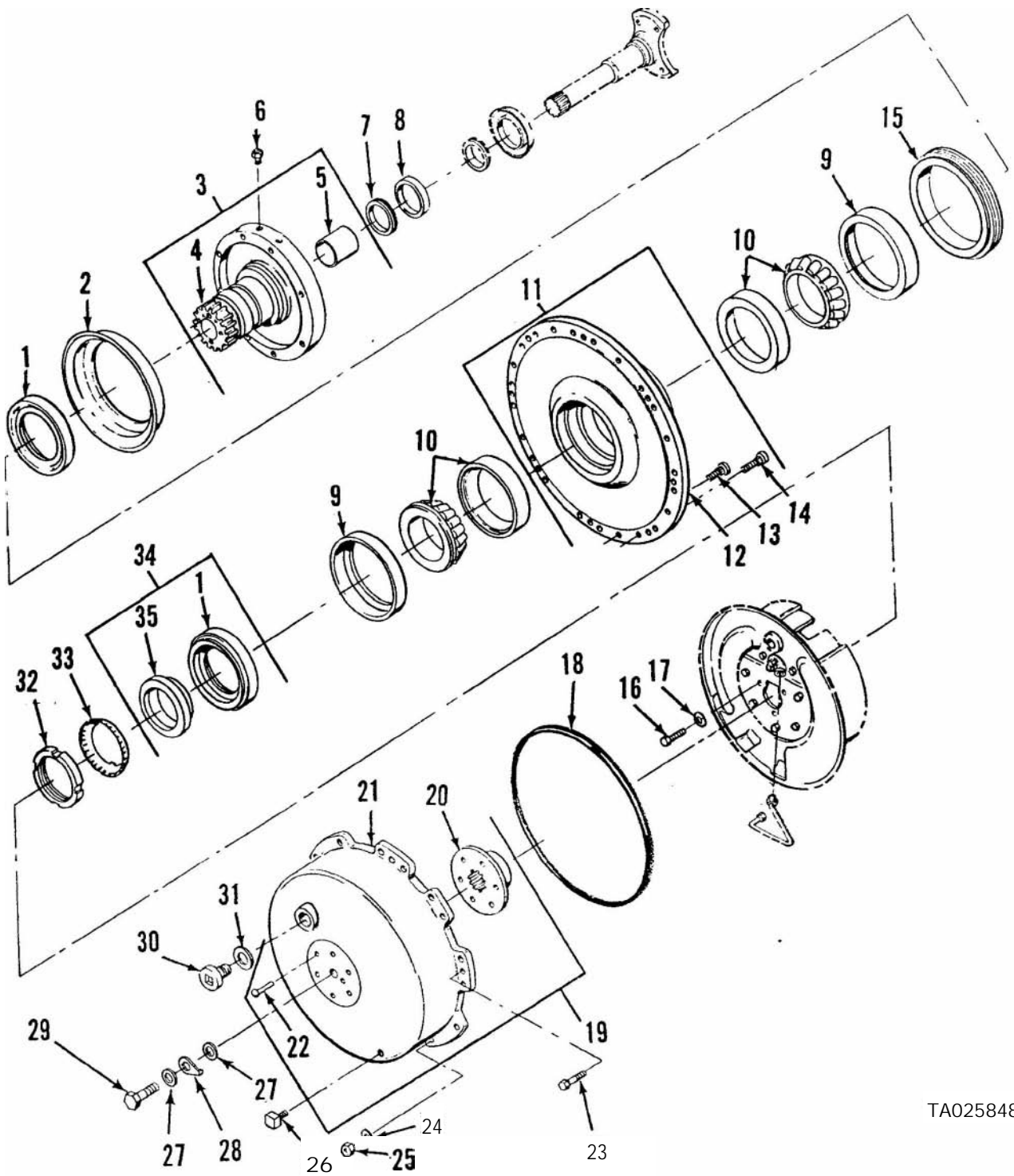


Figure 136. Tire mounting and related parts.

(1) Illustration		(2)	(3)	(4)	(5)	(6)	(7)	(8)
(a) Fig. No.	(b) Item No.	SMR code	National stock No.	Part No.	FSCM	Description Usable On Code	U / M	Qty Inc. in unit
						1311 SEALED BRAKE ASSEMBLY		
137	1	PAOZZ	5330.00-781-9639	11602255	19207	SEAL , PLAIN ENCASED: LEFT, FRONT AND REAR (2) RIGHT, FRONT AND REAR (2), LEFT AND RIGHT, CEN- TER (2)	EA	6
137	2	PAOZZ	2530.00-253-1195	11659897	19207	CAP, SPINDLE BEARING: LEFT, FRONT AND REAR (2), RIGHT, FRONT AND REAR (2), LEFT AND RIGHT, CEN- TER (2)	EA	6
137	3	PAOZZ	2530-00-247-3277	11659920	19207	SPINDLE AND BUSHING ASSEMBLY: LEFT, FRONT AND REAR (2), RIGHT, FRONT AND REAR (2), LEFT AND RIGHT, CENTER (2)	EA	6
137	4	XAOZZ		11659895	19207	SPINDLE:	EA	1
137	5	PAOZZ	3120-00-437-7207	11659878	19207	BUSHING SLEEVE:	EA	1
137	6	PAOZZ	4730-00-050-4208	MS15003-1	96906	FITTING, LUBRICATION: 1/8 NPTF, 11/16 IN. LG, LEFT, FRONT AND REAR (2), RIGHT: FRONT AND REAR (2), LEFT AND RIGHT, CENTER (2)	EA	6
137	7	PAOZZ	5330-00-143-8378	MS51001-23-2	96906	SEAL, PLAIN: 1 5/8 IN. LG, 2-3/8 IN. OD, 1/4 IN. W, LEFT, FRONT AND REAR (2), RIGHT FRONT AND REAR (2), LEFT AND RIGHT , CENTER (2)	EA	6
137	8	PAOZZ	2590-00-404-5920	11659896	19207	RING, WIPER: LEFT, FRONT AND REAR (2), RIGHT, FRONT AND REAR (2), LEFT AND RIGHT, CENTER (2)	EA	6
137	9	PAOZZ	5330-00-404-5919	11659902	19207	RETAINER, PACKING: FRONT AND REAR, LEFT AND RIGHT (8), CENTER, LEFT AND RIGHT (4)	EA	12
137	10	PAOZZ	3110-00-289-6748	11602374-2	19207	BEARING, ROLLER , TAPERED: LEFT, FRONT AND REAR (4), RIGHT, FRONT AND REAR (4), LEFT AND RIGHT, CENTER (4)	EA	12
137	11	PAOZZ	2530.00-253-1198	11659919	19207	HUB, WHEEL, VEHICULAR: LEFT, FRONT AND REAR (2), RIGHT, FRONT AND REAR (2), LEFT AND RIGHT, CEN- TER (2)	EA	6

(1) Illustration		(2)	(3)	(4)	(5)	(6)	(7)	(8)
(a) Fig. No.	(b) Item No.	SMR code	National stock No.	Part No.	FSCM	Description Usable On Code	U / M	Qty. inc. in unit
SEALED BRAKE ASSEMBLY—Continued								
137	12	XAOZZ		11659901	19207	HUB:	EA	1
137	13	PAOZZ	5306-00-404-0782	11640931	19207	BOLT, RIBBED SHOULDER:	EA	8
137	14	PAOZZ	5306-00-404-0781	11640930	19207	BOLT, RIBBED SHOULDER:	EA	16
137	15	PAOZZ	5330-00-782-1444	11602142	19207	SEAL, PLAIN, ENCASED: LEFT, FRONT AND REAR (2), RIGHT, FRONT AND REAR (2), LEFT AND RIGHT, CEN- TER (2)	EA	6
137	16	PAOZZ	5306-00-150-9104	7414569	19207	BOLT, MACHINE: LEFT, FRONT AND REAR (6), RIGHT, FRONT AND REAR (6), LEFT AND RIGHT, CENTER (6)	EA	18
137	17	PAOZZ	5310-00-167-0721	MS35333-41	96906	WASHER, LOCK: S, CD PLTD, 5/16 IN., LEFT, FRONT AND REAR (6), RIGHT, FRONT AND REAR (6), LEFT AND RIGHT, CENTER (6)	EA	18
137	18	PAOZZ	5330-00-410-9802	11659900	19207	PACKING, PREFORMED: LEFT, FRONT AND REAR (2), RIGHT, FRONT AND REAR (2), LEFT AND RIGHT, CEN- TER (2)	EA	6
137	19	PAOFF	2530-00-253-1188	11659884	19207	BRAKE DRUM: LEFT, FRONT AND REAR (2), RIGHT, FRONT AND REAR (2), LEFT AND RIGHT, CENTER (2)	EA	6
137	20	XAFZZ		11659906	19207	HUB, BRAKE DRUM ASSEMBLY:	EA	1
137	21	XAFZZ		11659905	19207	BRAKE DRUM:	EA	1
137	22	XAFZZ		MS20613-12C20	96906	RIVET, SOLID, UNIVERSAL HEAD: S, 3/8 IN. DIA, 1-1/4 IN. LG	EA	6
137	23	PAOZZ	5306-00-051-4077	MS90727-35	96906	SCREW, CAP, HEXAGON HEAD: S, CD PLTD, 5/16-24 UNF- 2A, 1-1/8 IN. LG, LEFT, FRONT AND REAR (8), RIGHT, FRONT AND REAR (8), LEFT AND RIGHT, CENTER (8)	EA	24
137	24	PAOZZ	5310-00-209-0965	MS35338-47	96906	WASHER, LOCK: S, CD PLTD, 7/16 IN. LEFT, FRONT AND REAR (32), RIGHT, FRONT AND REAR (32), LEFT AND RIGHT, CENTER (32)	EA	96
137	25	PAOZZ	5310-00-880-7745	MS51968-11	96906	NUT, PLAIN, HEXAGON: S, CD PLTD, 7/16-20 UNF-2B, LEFT, FRONT AND REAR (32), RIGHT, FRONT AND REAR (32), LEFT AND RIGHT, CENTER (32)	EA	96
137	26	PAOZZ	4730-00-221-2139	MS20913-4S	96906	PLUG: S, 1/2 IN. NPTF, LEFT, FRONT AND REAR (2), RIGHT, FRONT AND REAR (2), LEFT AND RIGHT, CEN- TER (2)	EA	6
137	27	PAOZZ	5310-00-404-3207	11659876	19207	GASKET: LEFT, FRONT AND REAR (4), RIGHT, FRONT AND REAR (4), LEFT AND RIGHT, CENTER (4)	EA	12
137	28	PAOZZ	5310-00-404-3209	11659880	19207	WASHER, KEY: LEFT, FRONT AND REAR (2), RIGHT, FRONT AND REAR (2), LEFT AND RIGHT, CENTER (2)	EA	6
137	29	PAOZZ	5305-00-719-5209	MS90727-110	96906	SCREW, CAP, HEXAGON HEAD: S, CD PLTD, 1/2-20 UNF- 2A, 1 1/8 IN. LG, LEFT, FRONT AND REAR (2), RIGHT, FRONT AND REAR (2), LEFT AND RIGHT, CENTER (2)	EA	6
137	30	PAOZZ	5365-00-497-9648	11659879	19207	PLUG, MACHINE THREAD: LEFT, FRONT AND REAR (2), RIGHT, FRONT AND REAR (2), LEFT AND RIGHT, CEN- TER (2)	EA	6

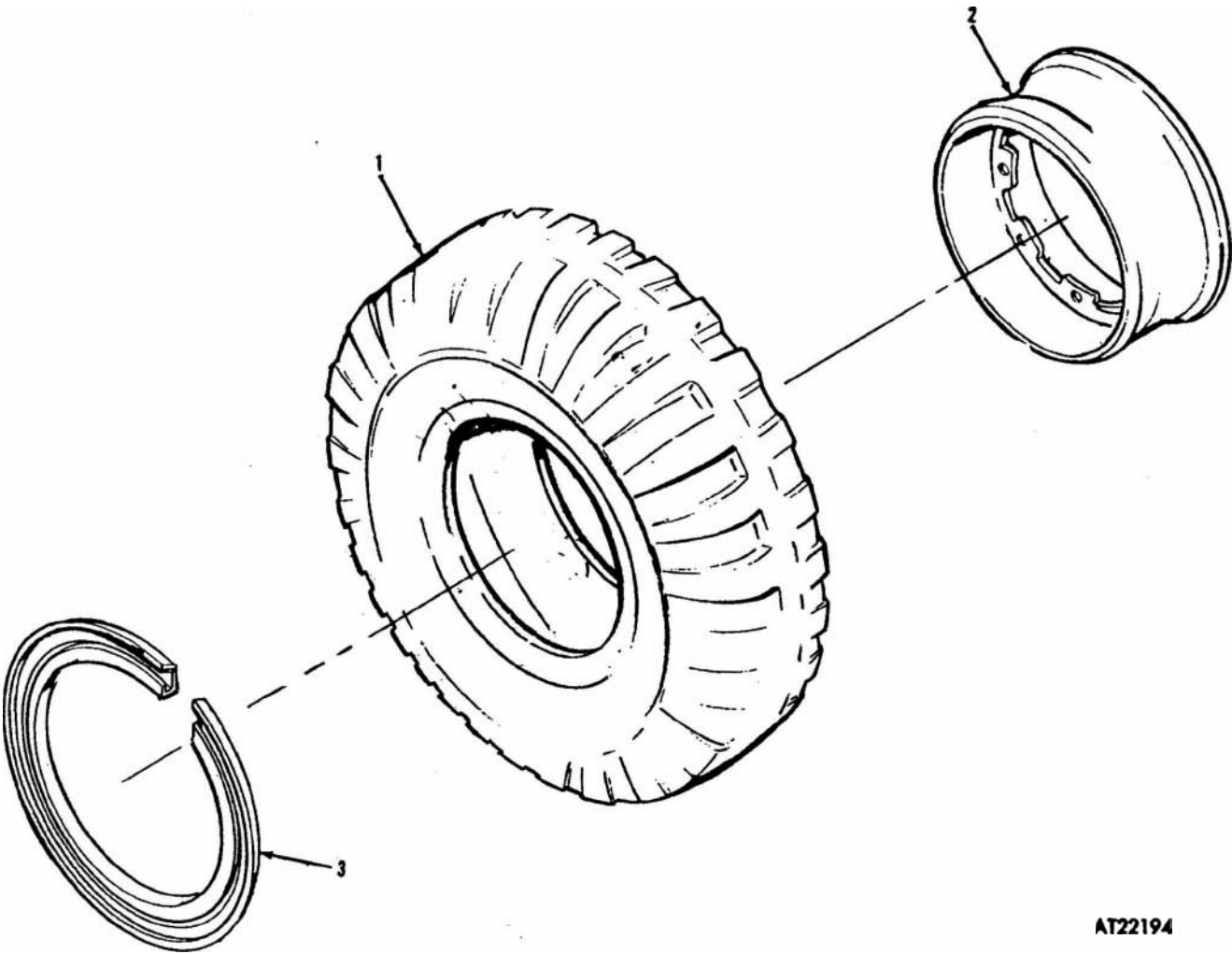
(1) Illustration		(2)	(3)	(4)	(5)	(6)	(7)	(8)
(a) Fig. No.	(b) Item No.	SMR code	National stock No.	Part No.	FSCM	Description Usable On Code	U / M	Qty. inc. in unit
137	31	PAOZZ	5330-00-197-6252	11660102	19207	SEALED BRAKE ASSEMBLY—Continued	EA	6
137	32	PAOZZ	5310-00-027-5703	MS19068-162	96906	GASKET: LEFT, FRONT AND REAR (2), RIGHT, FRONT AND REAR (2), LEFT AND RIGHT, CENTER (2)	EA	6
137	33	PAOZZ	5310-00-410.2327	11659926	19207	NUT, PLAIN, ROUND: S, ZINC OR CD PLTD, 4 5/32 IN. OD, 12 NS-3B, LEFT, FRONT AND REAR (2), RIGHT, FRONT AND REAR (2), LEFT AND RIGHT, CENTER (2)	EA	6
137	34	XDOZZ		11659885	19207	WASHER, KEY: LEFT, FRONT AND REAR (2), RIGHT, FRONT AND REAR (2), LEFT AND RIGHT, CENTER (2)	EA	6
137	35	XAOZZ		11659888	19207	SPACER, STEPPED: LEFT, FRONT AND REAR (2), RIGHT, FRONT AND REAR (2), LEFT AND RIGHT, CENTER (2)	EA	1
137	36	PAOZZ		11602255	19207	SPACER, STEPPED: FRONT, CENTER, REAR, LEFT AND RIGHT SEAL, PLAIN ENCASED: SPACER	EA	1



TA025848

Figure 137. Sealed brake assembly.

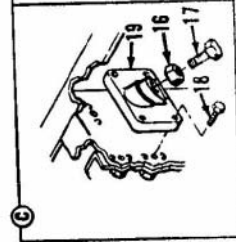
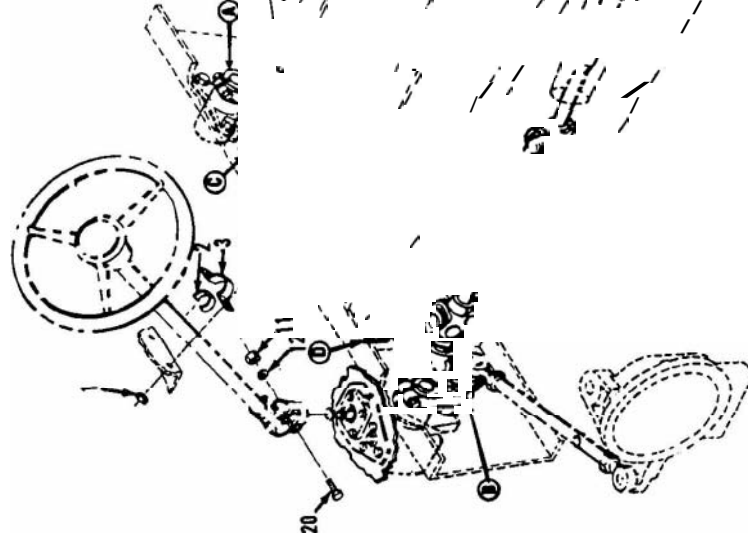
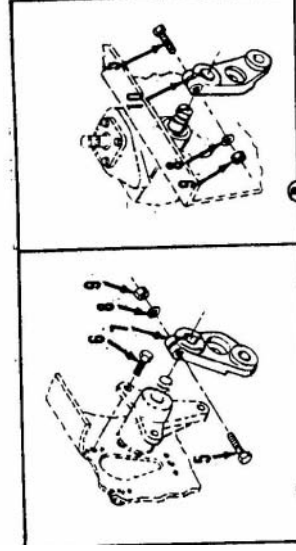
(1) Illustration		(2)	(3)	(4)	(5)	(6)	(7)	(8)
(a) Fig. No.	(b) Item No.	SMR code	National stock No.	Part No.	FSCM	Description Usable On Code	U / M	Qty inc. in unit
						1313 TIRE WHEEL ASSEMBLY		
138	1	PAOZZ	2610.00-880-4577	11601537	19207	TIRE, PNEUMATIC: TUBLESS 6 PLY 11.00-18 WHEEL, PNEUMATIC TIRE: RING, SIDE, AUTOMOTIVE WHEEL:	EA	6
138	2	PAOZZ	2530-00-245-1169	11659954	19207		EA	6
138	3	PAOZZ	2530-00-253-1185	11659955	19207		EA	6




AT22194

Figure 138. Wheel assembly.

(1) Illustration		(2)	(3)	(4)	(5)	(6)	(7)	(8)
(a) Fig. No.	(b) Item No.	SMR code	National stock No.	Part No.	FSCM	Description Usable On Code	U / M	Qty in unit
GROUP: 14 STEERING								
1401 STEERING ASSEMBLY TRACTOR STEERING SYSTEM								
139	1	PAOZZ	5310-00-877-5796	MS21044N4	96906	NUT, SELF-LOCKING, HEXAGON: S, CD PLTD, 1/4-28 UNF-3B	EA	2
139	2	XBOZZ		11594959	19207	INSULATOR:	EA	1
139	3	XBOZZ		11594958	19207	BRACKET:	EA	1
139	4	PAOZZ	5305.00-267-8974	MS90726-8	96906	SCREW, CAP, HEXAGON HEAD: 5, CD PLTD, 1/4-28 UNF-2A, 1 IN. LG	EA	2
139	5	PAOZZ	5305-00-719-5243	MS90727-119	96906	SCREW, CAP, HEXAGON HEAD: S, CD PLTD, 1/2-20 UNF-2A, 1 3/4 IN. LG	EA	2
139	6	PAOZZ	5305-00-725-4183	MS90726-113	96906	SCREW, CAP, HEXAGON HEAD: S, CD PLTD, 1/2-20 UNF-2A, 1 1/2 IN. LG	EA	2
139	7	PAOZZ	2530.00-880-4740	11594864	19207	LEVER, REMOTE CONTROL: IDLER ARM, FRONT	EA	1
139	8	PAOZZ	5310.00-584-5272	MS35338-48	96906	WASHER, LOCK: S, CD PLTD, 1/2 IN.	EA	2
139	9	PAOZZ	5310-00-943-2141	MS51968-15	96906	NUT, PLAIN, HEXAGON: S, CD PLTD, 1/2-20 UNF-2B	EA	2
139	10	PAOZZ	2530-00-880-4756	11594491	19207	LEVER, REMOTE CONTROL: PITMAN ARM	EA	1
139	11	PAOZZ	5310-00-785-1762	MS51968-9	96906	NUT, PLAIN, HEXAGON: S, CD PLTD, 3/8-24 UNF-2B	EA	3
139	12	PAOZZ	5310.00-637-9541	MS35338-46	96906	WASHER, LOCK: S, CD PLTD, 3/8 IN.	EA	3
139	13	PAOZZ	2530.00-880-4727	11594960	19207	BRACKER, ASSEMBLY, SHAFT	EA	1
139	14	PAOZZ	5305.00-269-2803	MS90726-6C	96906	SCREW, CAP, HEXAGON HEAD: S, CD PLTD, 3/8-24 UNF-1 2A, 1 IN. LG	EA	2
139	15	XBOZZ		11594840-2	19207	STEERING STOP:	EA	1
139	16	PAOZZ	5310.00-842-1190	MS35691-61	96906	NUT, PLAIN, HEXAGON: S, CD PLTD, 3/4-16 UNF-2B	EA	2
139	17	PAOZZ	5305-00-727-8815	MS90726-186	96906	SCREW, CAP, HEXAGON HEAD: S, CD PLTD, 3/4-16 UNF-2A, 1 3/4 IN. LG	EA	2
139	18	PAOZZ	5305.00-716-8183	MS90726-116	96906	SCREW, CAP, HEXAGON HEAD: S, CD PLTD, 1/2-20 UNF-2A, 2 1/4 IN. LG	EA	8
139	19	XBOZZ		11594890-1	19207	STEERING STOP:	EA	1
139	20	PAOZZ	5305.00-269-2808	MS90726-65	96906	SCREW, CAP, HEXAGON HEAD: S, CD PLTD, 3/8-24 UNF-1 2A, 1 3/4 IN. LG	EA	1

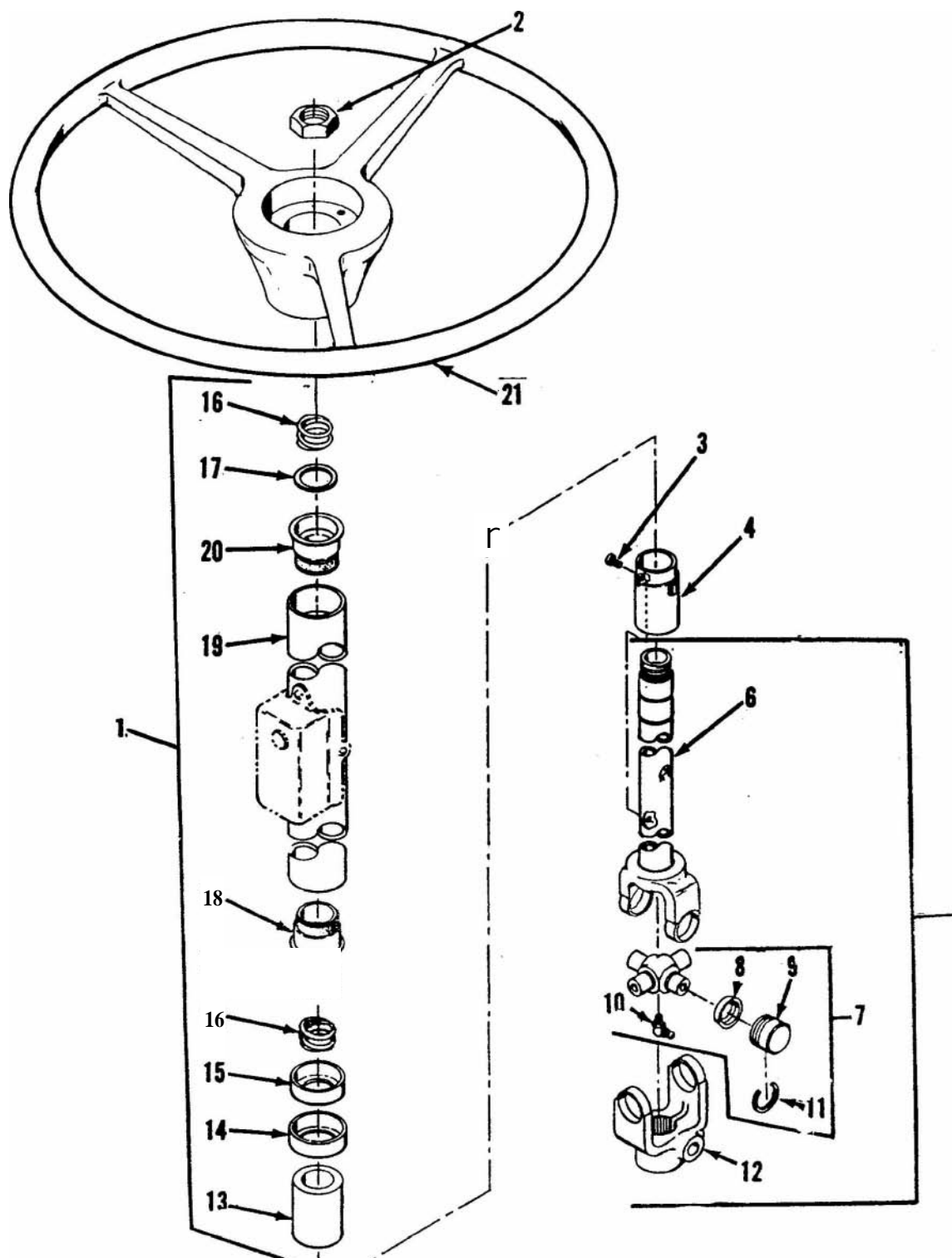


15
16
17
18



T 025 9

(1) Illustration		(2)	(3)	(4)	(5)	(6)	(7)	(8)
(a) Fig. No.	(b) Rem No.	SMR code	National stock No.	Part No.	FSCM	Description Usable On Code	U / M	Qty. inc. in unit
						1401 STEERING COLUMN AND RELATED PARTS		
140	1	XDOZZ		12255169	19207	STEERING COLUMN ASSEMBLY	EA	1
140	2	PAOZZ	5310.00-374-0824	5167785	19207	NUT, PLAIN, HEXAGON: STEERING WHEEL	EA	1
140	3	XDOZZ		8728232	19207	SCREW: STEERING COLUMN ASSEMBLY:	EA	1
140	4	PAOZZ	2530-00-930-0744	8728235	19207	RING ASSEMBLY:	EA	1
140	5	PAOZZ	2530-00-081.0674	11601572	19207	SHAFT ASSEMBLY:	EA	1
140	6	XDOZZ		11602048	19207	YOKE AND SHAFT ASSEMBLY: UNIVERSAL	EA	1
140	7	KFOZZ		11602043	19207	JOURNAL ASSEMBLY: PART OF KIT 5703894	EA	1
140	8	KFOZZ		11602045	19207	SEAL, UNIVERSAL SHAFT ASSEMBLY: PART OF KIT 5703894	EA	4
140	9	KFOZZ		11602046	19207	BUSHING, UNIVERSAL SHAFT ASSEMBLY: PART OF KIT 6703894	EA	4
140	10	PAOZZ	4730-172-0031	MS15003-5	96906	FITTING, LUBRICATION: S, 1/8 NPTF, 65°, PART OF KIT 5703894	EA	1
140	11	KFOZZ		11602047	19207	RING, RETAINING: PART OF KIT 5703894	EA	4
140	12	XDOZZ		11601728	19207	YOKE, UNIVERSAL JOINT:	EA	2
140	13	XDOZZ		11601674	19207	SPACER, SLEEVE:	EA	1
140	14	XDOZZ		11602049	19207	SEAL, DUST:	EA	1
140	15	XDOZZ		11601576	19207	CUP:	EA	1
140	16	XDOZZ		11601677	19207	SPRING:	EA	2
140	17	XDOZZ		11601417	19207	WASHER:	EA	2
140	18	PAOZZ	2530.00-081-5087	11601703	19207	BEARING ASSEMBLY: LOWER	EA	1
140	19	XDOZZ		11601685	19207	TUBE:	EA	1
140	20	PAOZZ	3110-00-271-0385	5323359	19207	BEARING, BALL, STEERING SHAFT: UPPER	EA	1
140	21	PAOZZ	2530-00-080.6572	11601248	19207	STEERING WHEEL:	EA	1
140	.	PAOZZ	2520.00-080-6628	5703894	19207	PARTS KIT, UNIVERSAL JOINT: COMPOSED OF JOURNAL ASSEMBLY:	EA	1
140	7					SEAL:	EA	4
140	8					BUSHING:	EA	4
140	9					FITTING:	EA	1
140	10					RING, RETAINING:	EA	4



TA 03 758 6

Figure 140. Steering column and related parts.

(1) Illustration		(2)	(3)	(4)	(5)	(6)	(1)	(8)
(a) Fig. No.	(b) Item No.	SMR code	National stock No.	Part No.	FSCM	Description Usable On Code	U / M	Qty. inc. in unit
						TRACTOR STEERING GEAR BOX OUTPUT SHAFT ASSEMBLY		
141	1	PAOZZ	3120-00-807-4494	11601588	19207	BEARING, PLAIN ROD END:	EA	1
141	2	PAOZZ	4730-00-050-4207	MS15001-4	96906	FITTING, LUBRICATION: S, CD PLTD, 1/4-28 UNS-2A	EA	1
141	3	PAOZZ	3120-00-809-6547	11601588.2	19207	BEARING, PLAIN, ROD END:	EA	1
141	4	PAOZZ	2530-00-880-4723	11601350	19207	SHAFT ASSEMBLY:	EA	1
141	5	KFOZZ		11602043	19207	JOURNAL ASSEMBLY: PART OF KIT 5703894	EA	1
141	6	KFOZZ		11602045	19207	SEAL: PART OF KIT 5703894	EA	4
141	7	KFOZZ		11602046	19207	BUSHING: PART OF KIT 5703894	EA	4
141	8	PAOZZ	4730-00.172-0031	MS15003-5	96906	FITTING, LUBRICATION: S, 1/8-NPTF, PART OF KIT j 5703894	EA	1
141	9	KFOZZ		11602047	19207	RING, RETAINING: PART OF KIT 5703894	EA	4
141	10	XAOZZ		11601728	19207	YOKE:	EA	1
141	11	PAOZZ	5305-00-269-2808	MS90726-65	96906	SCREW, CAP, HEXAGON HEAD: S, CD PLTD, 3/8-24 UNF. 2A, 1-3/4 IN. LG	EA	1
141	12	PAOZZ	5310-00-637-9541	MS35338-46	96906	WASHER, LOCK: S, CD PLTD, 3/8 IN.	EA	1
141	13	PAOZZ	5310-00-785-1762	MS51968-9	96906	NUT, PLAIN, HEXAGON: S, CD PLTD, 3/8-24 UNF-2H	EA	1
141	14	PAOZZ	5310-00-931-8167	MS51967-6	96906	NUT, PLAIN, HEXAGON: S, CD PLTD, 5/16-18 UNC-2H	EA	1
141	15	PAOZZ	5310-00-407-9566	MS35338-45	96906	WASHER, LOCK: S, CD PLTD, 5/16 IN.	EA	1
141	-	PAOZZ	2520-00-080-6628	5703894	19207	PARTS KIT, UNIVERSAL JOINT: COMPOSED OF	EA	1
141	5					JOURNAL ASSEMBLY:	EA	1
141	6					SEAL:	EA	4
141	7					BUSHING:	EA	4
141	8					FITTING:	EA	1
141	9					RING, RETAINING:	EA	4

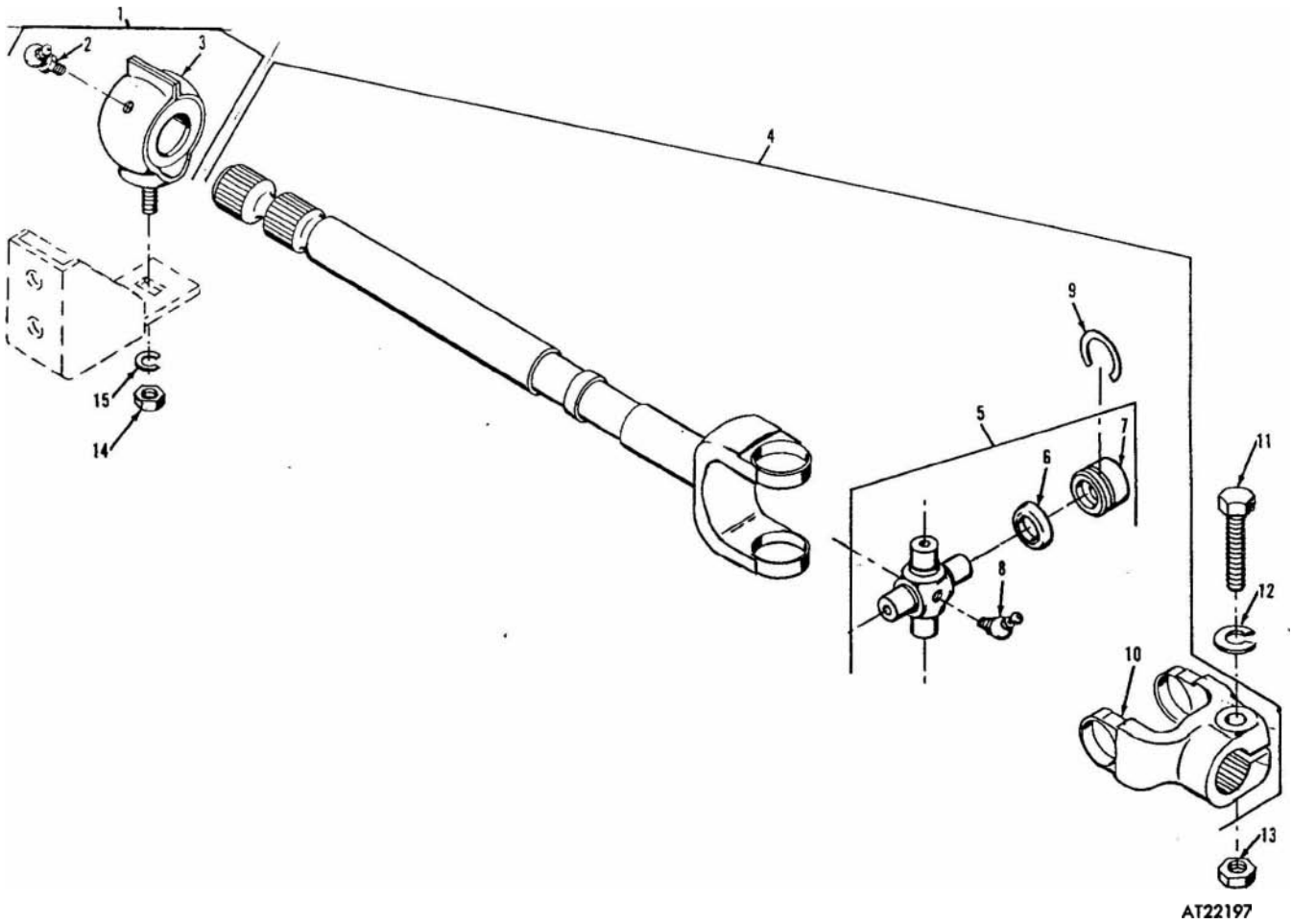
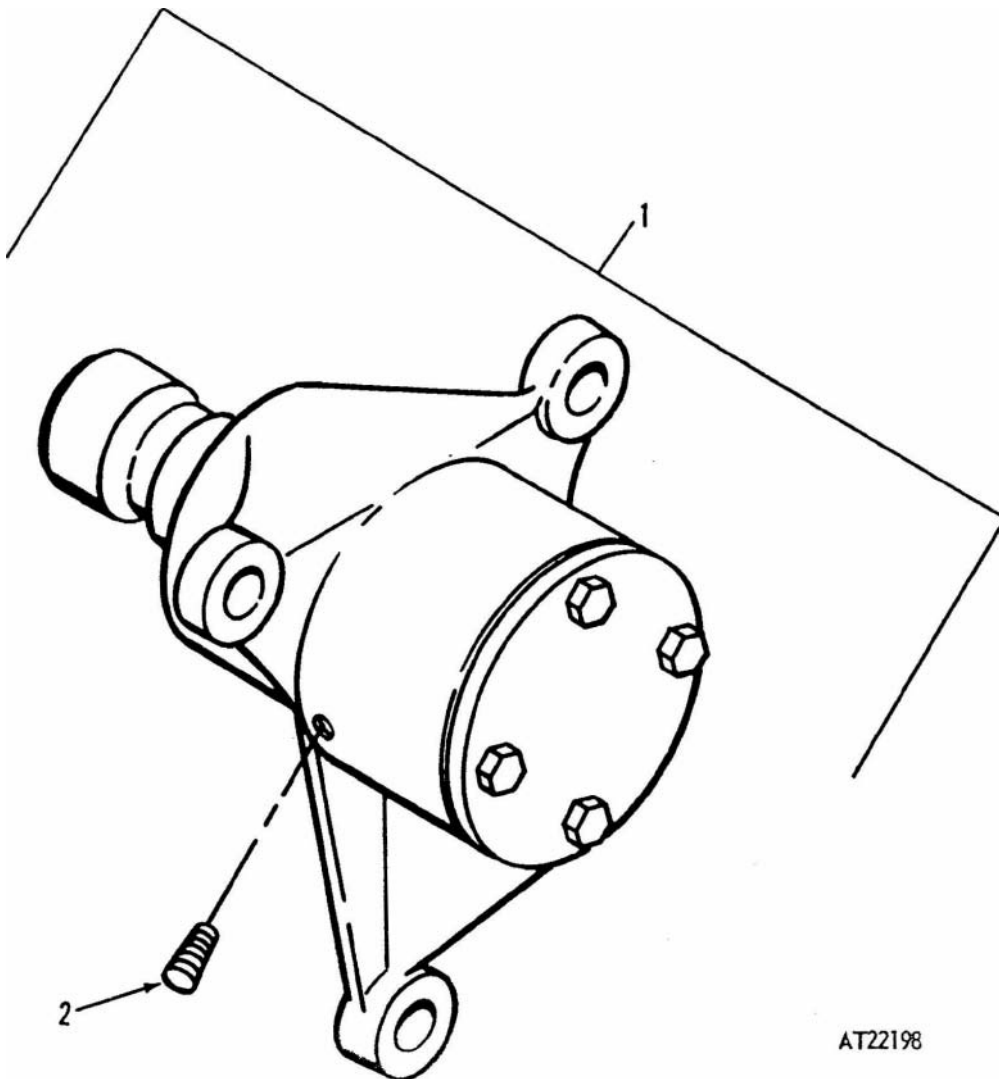


Figure 141. Tractor steering gearbox output shaft assembly.

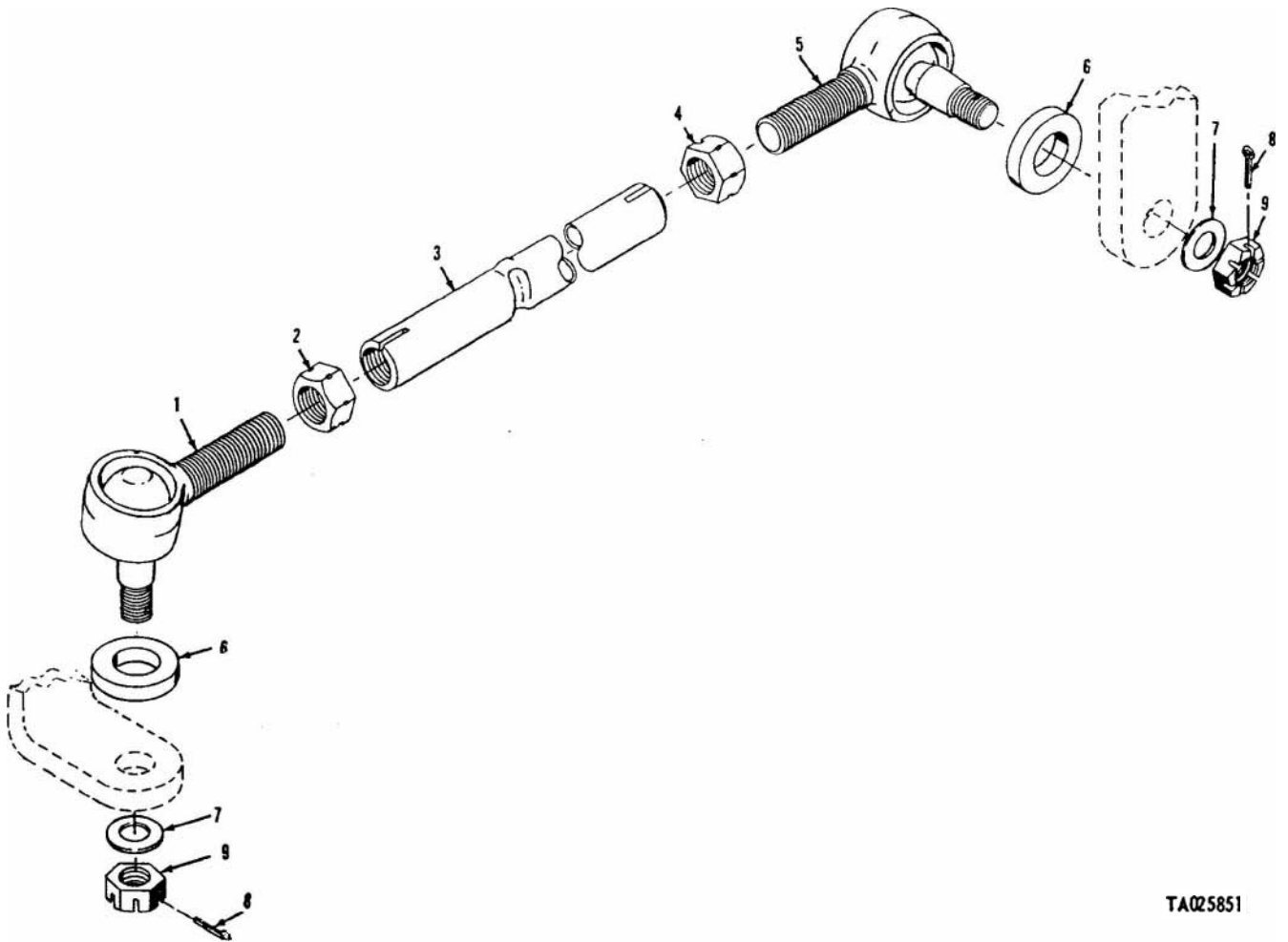
(1) Illustration		(2)	(3)	(4)	(5)	(6)	(7)	(8)
(a) Fig. No.	(b) Item N.	SMR code	National stock No.	Part No.	FSCM	Description Usable On Code	U / M	Qty. inc in unit
142	1	PAOZZ	2530-00-168-9958	11660272	19207	1401 FRONT IDLER HOUSING ASSEMBLY		
142	2	PAOZZ	4730-00-050-4203	MS15001-1	96906	ARM, STEERING, IDLER: FRONT FITTING, LUBRICATION: S, CD PLTD, 1/4-28 UNS-2A, 1/2 IN, LG.	EA EA	1 1



AT22198

Figure 142. Front idler housing assembly.

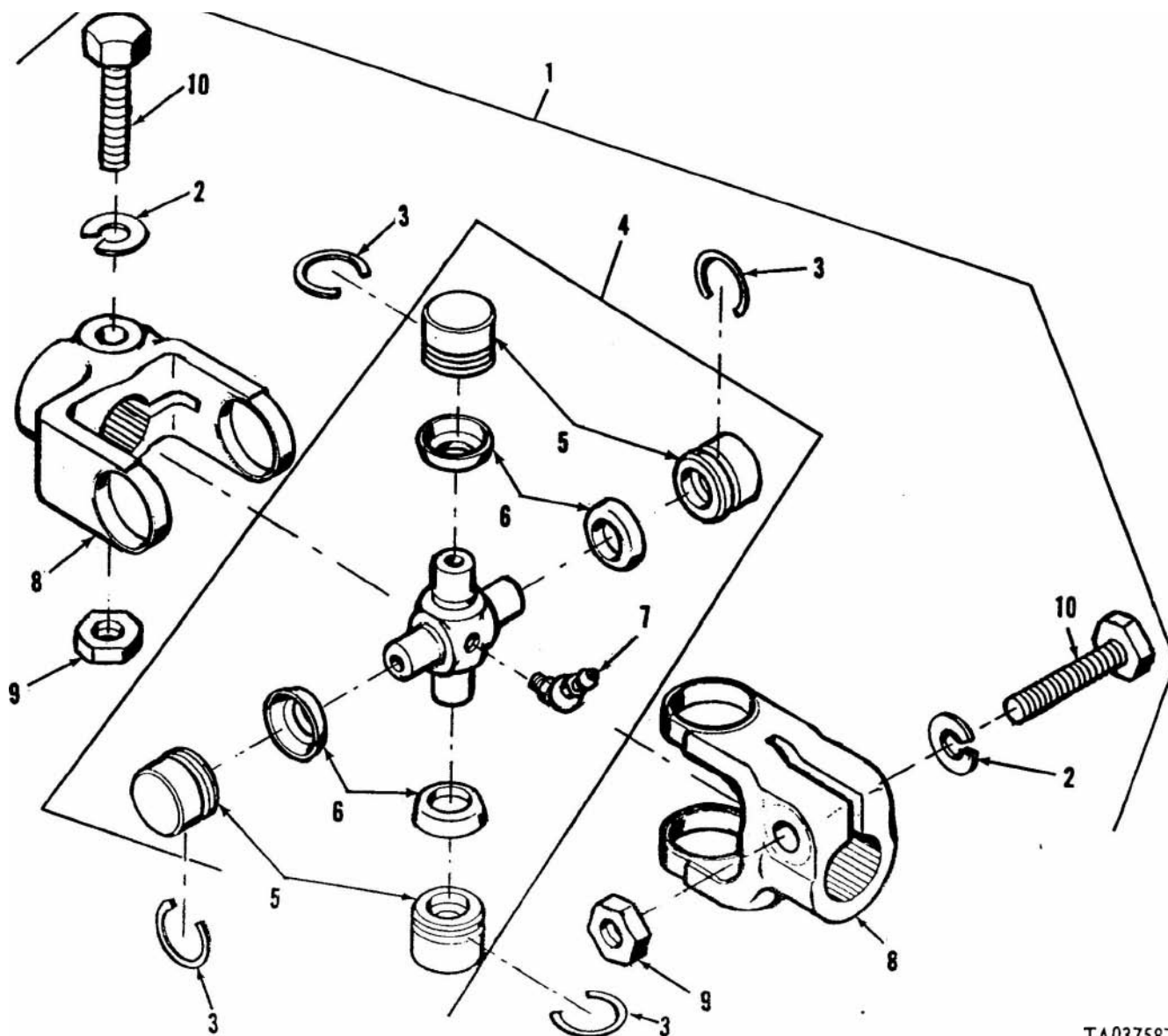
(1) Illustration		(2)	(3)	(4)	(5)	(6)	(7)	(8)
(a) Fig. No.	(b) Item No.	SMR code	National stock No.	Part No.	FSCM	Description	Usable On Code	Qty inc. in unit
						1401 FRONT TIE ROD		
143	1	KFOZZ		10945171	19207	ROD END: PART OF KIT 5703897	EA	1
143	2	KFOZZ		109451751	19207	NUT: PART OF KIT 5703897	EA	1
143	3	PAOZZ	2530.00-880-4760	10945173	19207	TIE ROD, STEERING:	EA	2
143	4	KFOZZ		10945175-2	19207	NUT: PART OF KIT 5703896	EA	1
143	5	KFOZZ		10945174.2	19207	ROD END: PART OF KIT 5703896	EA	1
143	6	PAOZZ	5365-00-082-4124	10946170	19207	BUSHING, RUBBER: PART OF KIT 5703896 AND 5703897	EA	4
143	7	PAOZZ	5310-00-595-6179	511960PC6	10001	WASHER, FLAT:	EA	4
143	8	PAOZZ	5315.00-298-1481	MS24665-357	96906	PIN, COTTER: S, CD PLTD, 1/8 IN. DIA, 1 1/2 IN. LG PART OF KIT 5703896 AND 5703897	EA	4
143	9	PAOZZ	5310-00-842-7783	MS35692-53	96906	NUT, PLAIN, SLOTTED, HEXAGON: S, CD PLTD, 5/8-18 ' UNF-2B, PART OF KIT 5703896 AND 5703897	EA	4
143	-	PAOZZ	2530.00-080-6616	5703897	19207	PARTS KIT, STEERING TIE ROD: COMPOSED OF	EA	2
143	1					ROD, END:	EA	1
143	2					NUT:	EA	1
143	6					BUSHING, RUBBER:	EA	1
143	8					PIN, COTTER:	EA	1
143	9					NUT, PLAIN, SLOTTED, HEXAGON:	EA	1
143	.	PAOZZ	2530.00-086-1945	5703896	19207	PARTS KIT, STEERING TIE ROD: COMPOSED OF	EA	2
143	4					NUT:	EA	1
143	5					ROD, END:	EA	1
143	6					BUSHING, RUBBER:	EA	1
143	8					PIN, COTTER:	EA	1
143	9					NUT, PLAIN, SLOTTED, HEXAGON:	EA	1



TA025851

Figure 143. Front tie rod assembly.

(1) Illustration		(2)	(3)	(4)	(5)	(6)	(7)	(8)
(a) Fig. No.	(b) Item No.	SMR code	National stock No.	Part No.	FSCM	Description Usable On Code	U / M	Qty inc. in unit
144	1	PAOZZ	2520-00-081.5086	11601603	19207	1401 UNIVERSAL ASSEMBLY AND RELATED PARTS I	EA	1
144	2	PAOZZ	5310-00-637-9541	MS35338-4E	96906	UNIVERSAL JOINT: STEERING, FRONT	EA	2
144	3	KFOZZ		11602047	19207	WASHER, LOCK: S, CD PLTD, 3/8 IN. DIA	EA	4
144	4	KFOZZ		11602043	19207	RING, RETAINING: PART OF KIT 5703894	EA	1
144	5	KFOZZ		11602046	19207	JOURNAL ASSEMBLY: PART OF KIT 5703894	EA	4
144	6	KFOZZ		11602045	19207	BUSHING: JOURNAL ASSEMBLY, PART OF KIT 5703894	EA	4
144	7	PAOZZ	4730-00-172-0031	MS15003-5	96906	SEAL: JOURNAL ASSEMBLY, PART OF KIT 5703894	EA	1
144	8	XAOZZ		11601728	19207	FITTING, LUBRICATION: S, 1/8 NPTF, 65°, PART OF KIT 5703894	EA	2
144	9	PAOZZ	5310-00-785-1762	MS51968-9	96906	YOKE:	EA	2
144	10	PAOZZ	6305-00-269-2808	MS90726-6E	96906	NUT, PLAIN, HEXAGON: S, CD PLTD, 3/8-24 UNF-2B	EA	2
144	—	PAOZZ	2520-00-080-6628	5703894	19207	SCREW, CAP, HEXAGON HEAD: S, CD PLTD, 3/8-24 UNF-2A, 1 3/4 IN. LG	EA	1
144	3					PARTS KIT, UNIVERSAL JOINT: COMPOSED OF	EA	4
144	4					RING, RETAINING:	EA	1
144	5					JOURNAL ASSEMBLY:	EA	4
144	6					BUSHING:	EA	4
144	7					SEAL:	EA	1
144						FITTING:		



TA037587

Figure 144. Universal assembly and related parts.

(1) Illustration		(2)	(3)	(4)	(5)	(6)	(7)	(8)
(a) Fig. No.	(b) Item No.	SMR code	National stock No.	Part No.	FSCM	Description Usable On Code	U M	Qty. inc. Unit
145	1	PAOZZ	2530-00-880.4720	11602055	19207	1401 TRACTOR INTERMEDIATE SHAFT ASSEMBLY	EA	1
145	2	XAOZZ		11602056	19207	SHAFT ASSEMBLY: STEERING, FRONT	EA	1
145	3	KFOZZ		11602043	19207	SHAFT: STEERING, FRONT	EA	1
145	4	KFOZZ		11602045	19207	JOURNAL ASSEMBLY: PART OF KIT 5703894	EA	1
145	5	KFOZZ		11602046	19207	SEAL: PART OF KIT 6703894	EA	4
145	6	PAOZZ	4730-00-172.0031	MS15003-5	96906	BUSHING: PART OF KIT 5703894	EA	4
						FITTING, LUBRICATION: S, 1/8 NPTF, 65°, PART OF KIT 5703894	EA	1
145	7	KFOZZ		11602047	19207	RING, RETAINING: PART OF KIT 5703894	EA	4
145	8	XAOZZ		11601728	1920	YOKE:	EA	1
145	9	PAOZZ	5305-00-269.2808	MS90726-65	96906	SCREW, CAP, HEXAGON HEAD: S, CD PLTD, 3/8-24 UNF-2A, 1-3/4 IN. LG	EA	1
145	10	PAOZZ	5310-00-637.9541	MS35338-46	96906	WASHER, LOCK: S, CD PLTD, 3/8 IN. DIA	EA	1
145	11	PAOZZ	5310-00.785.1762	MS51968 9	96906	NUT, PLAIN, HEXAGON: S, CD PLTD, 3/8-24 UNF-2B	EA	1
145	—	PAOZZ	2520-00-080-6628	5703894	19207	PARTS KIT, UNIVERSAL JOINT: COMPOSED OF	EA	1
						JOURNAL ASSEMBLY:	EA	1
						SEAL:	EA	4
						BUSHING:	EA	4
						FITTING:	EA	1
						RING, RETAINING:	EA	4

C 9-2320-242-34P

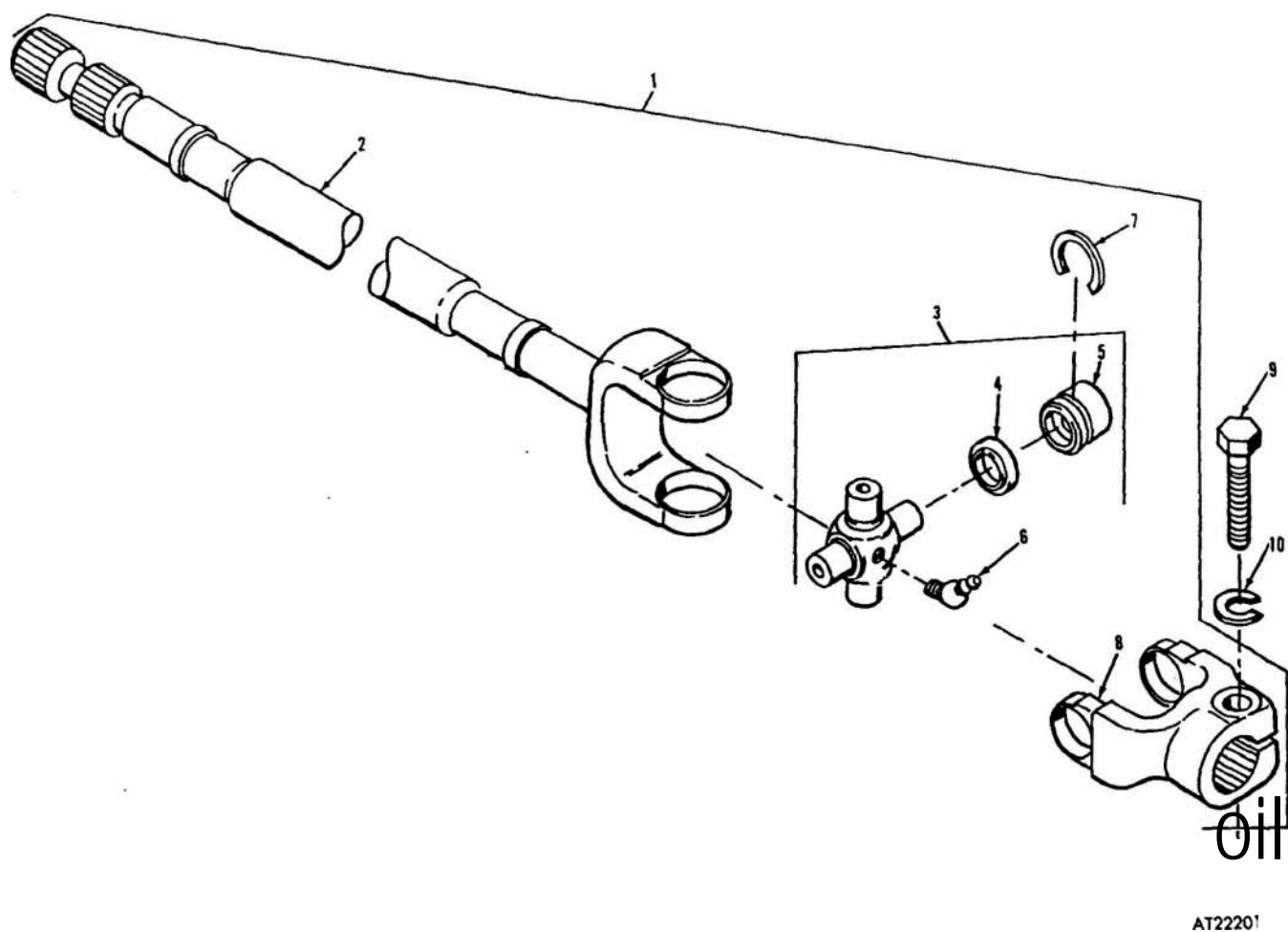
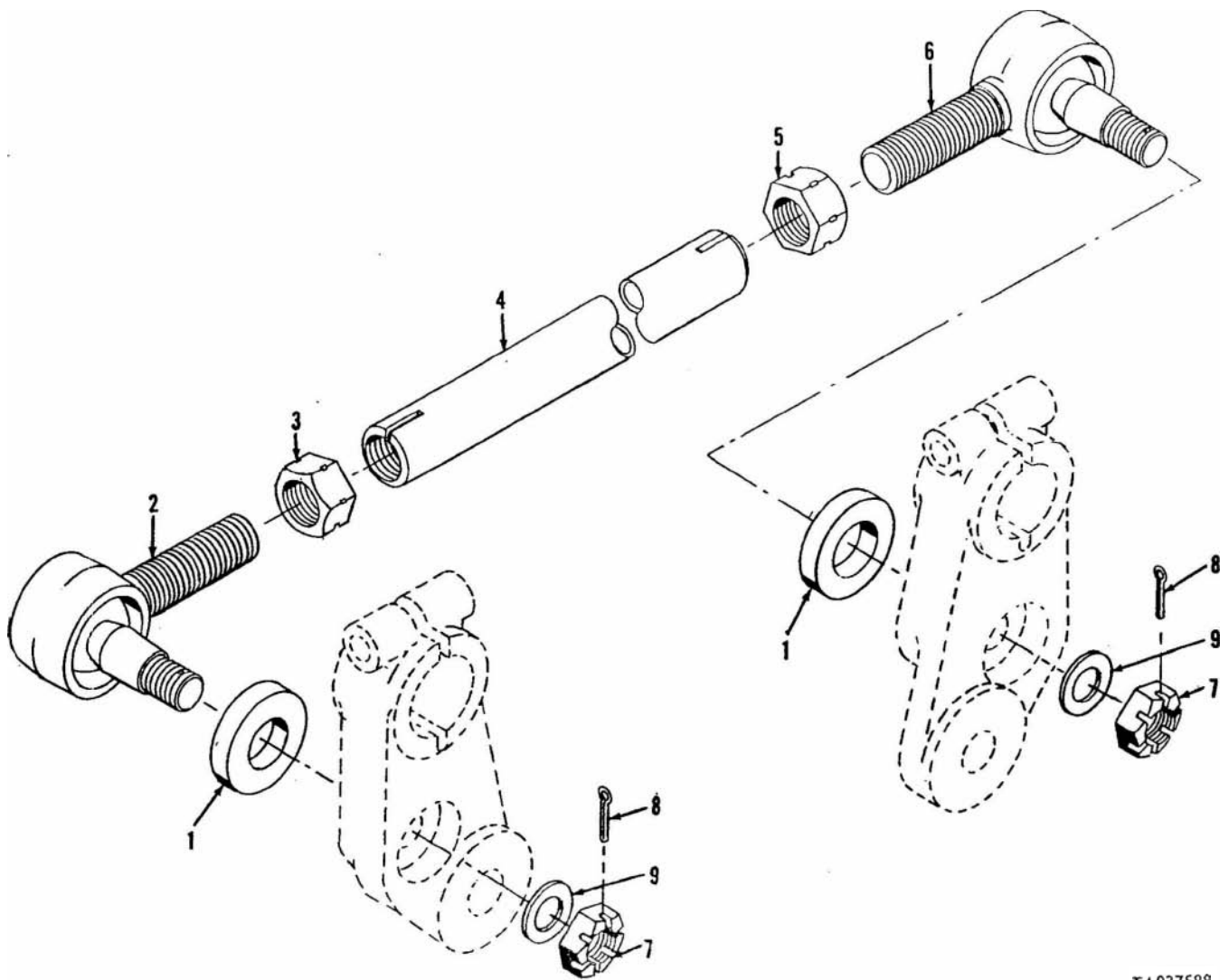


Figure 195. Tractor intermediate shaft assembly.

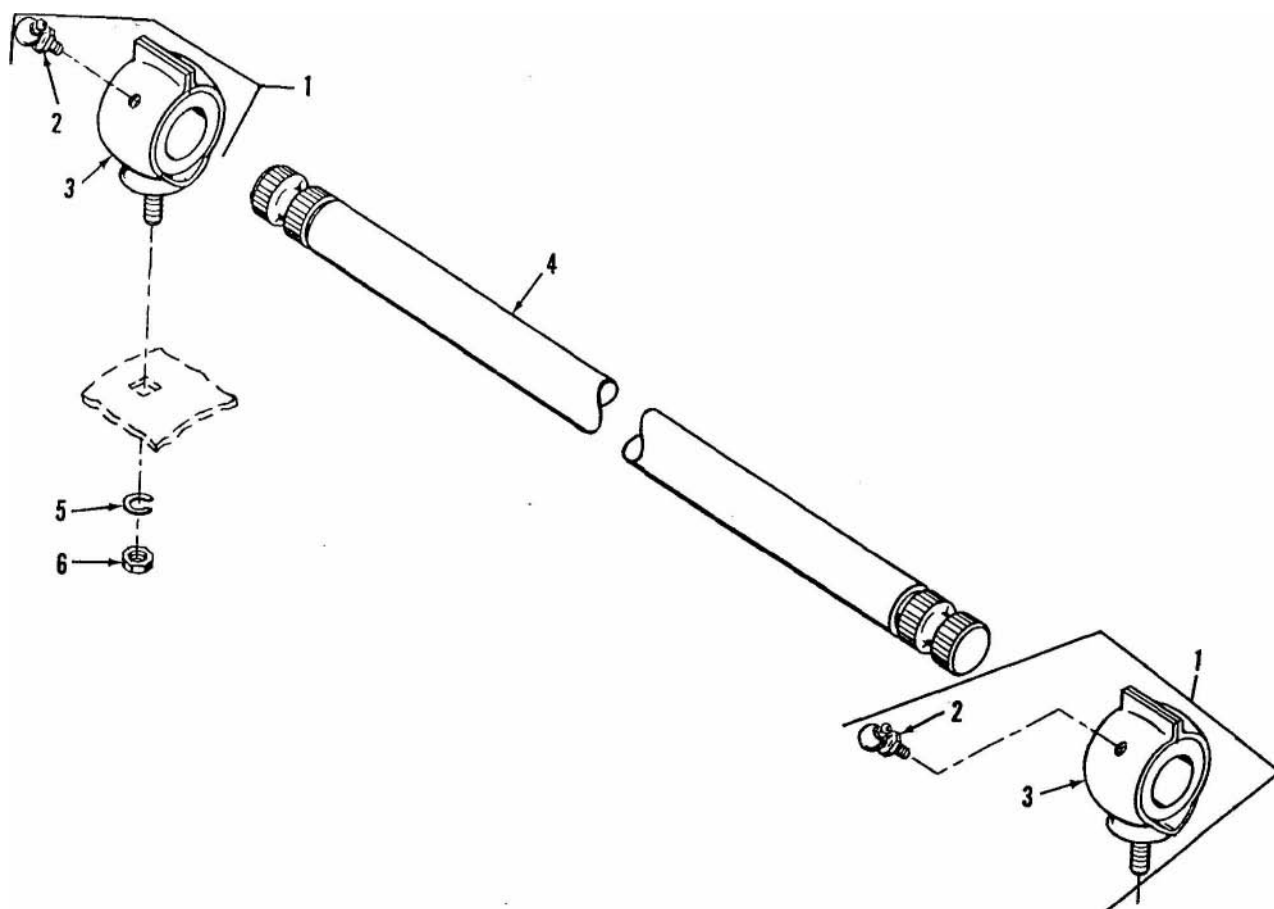
(1) Illustration		(2)	(3)	(4)	(5)	(6)	(7)	(8)
(a) Fig. No.	(b) Item No.	SMR code	National stock No.	Part No.	FSCM	Description Usable On Code	UOM	Qty inc n unit
146	1	PAOZZ	5365.00-082-4124	10945170	19207	1401 TRACTOR INTERMEDIATE ROD ASSEMBLY		
146	2	KFOZZ		109451744	19207	BUSHING, RUBBER: PART OF KIT 5703898 AND 5703896	EA	1
146	3	KFOZZ		10945175-1	19207	ROD, END: PART OF KIT 5703898	EA	1
146	4	PAOZZ	2530.00-880-4758	11594407	19207	NUT, ROD: PART OF KIT 5703898	EA	1
146	5	KFOZZ		10945175-2	19207	TIE ROD: STEERING	EA	1
146	6	KFOZZ		10945174-2	19207	NUT, ROD: PART OF KIT 5703896	EA	1
146	7	PAOZZ	5310.00-842-7785	MS36692 53	96906	ROD, END: PART OF KIT 5703896	EA	1
						NUT, PLAIN, SLOTTED, HEXAGON: S, CD PLTD, 5/8 x 18	EA	1
146	8	PAOZZ	5315.00-298-1481	MS24665-357	96906	UNF-2B, PART OF KIT 5703898 AND 5703896		
						PIN, COTTER: S, CD PLTD, 1/8 IN. DIA, 1-1/2 IN. LG,	EA	1
						PART OF KIT 5703898 AND 5703896		
146	9	PAOZZ	5310-00-595-6179	AN960-816	88044	WASHER: ROD ASSEMBLY	EA	2
146	—	PAOZZ	2530.00-088-4527	5703898	19207	PARTS KIT, STEERING TIE ROD: COMPOSED OF	EA	1
146	1					BUSHING, RUBBER:	EA	1
146	2					ROD, END:	EA	1
146	3					NUT, ROD:	EA	1
146	7					NUT, PLAIN, SLOTTED, HEXAGON:	EA	1
146	8					PIN, COTTER:	EA	1
146	—	PAOZZ	2530.00-0864945	5703896	19207	PARTS KIT, STEERING TIE ROD: COMPOSED OF	EA	1
146	1					BUSHING, RUBBER:	EA	1
146	5					NUT, ROD:	EA	1
146	6					ROD, END:	EA	1
146	7					NUT, PLAIN, SLOTTED, HEXAGON:	EA	1
146	8					PIN, COTTER:	EA	1



TA037588

Figure 146. Tractor intermediate rod assembly.

(1) Illustration		(2)	(3)	(4)	(5)	(6)	(7)	(8)
(a) Fig. No.	(b) Item No.	SMR code	National stock No.	Part No.	FSCM	Description Usa ble On Code	U 'M	Qty. inc. in unit
147	1	PAOZZ	3120-00-807-4494	11601588	19207	1401 TRACTOR TO CARRIER SHAFT ASSEMBLY	EA	2
147	2	PAOZZ	4730.00-050-4207	MS15001-4	96906	BEARING, PLAIN, ROD END: STEERING SHAFT	EA	1
147	3	PAOZZ	3120-00-809-6547	11601588.2	19207	FITTING, LUBRICATION: S, CD PLTD, 1/4-28 UNS-2A , 90	EA	1
147	4	PAOZZ	2530-00-880-4721	11601559	19207	BEARING, ROD END:	EA	1
147	5	PAOZZ	5310-00.407-9566	MS35338-45	96906	SHAFT, STEERING: FRONT	EA	1
147	6	PAOZZ	5310-00.931-8167	MS51967 6	96906	WASHER, LOCK: S, CD PLTD, 5/16 IN. DIA	EA	2
						NUT, PLAIN, HEXAGON: S, CD PLTD, 5/16 · 18 UNC-2B	EA	2



5 —•

6

TA025852

Figure 147. Tractor to carrier shaft assembly.

(1) Illustration		(2)	(3)	(4)	(5)	(6)	(7)	(8)
(a) Fig. No.	(b) Item No.	SMR code	National stock No.	Part No.	FSCM	Description Usable On Code	U / M	Qty. inc in unit
148	1	PAOZZ	5303-00-269-2808	MS90726-65	96906	1401 CARRIER TO TRACTOR SHAFT ASSEMBLY SCREW, CAP, HEXAGON HEAD: S, CD PLTD, 3/8 24 UNF- 2A, 1-3/4 IN. LG	EA	2
148	2	PAOZZ	5310-00-637-9541	MS35338-46	96906	WASHER, LOCK: S, CD PLTD, 3/8 IN. DIA	EA	2
148	3	PAOZZ	2530-00-880-4722	11601351	19207	SHAFT ASSEMBLY: STEERING	EA	1
148	4	XAOZZ		11601728	19207	YOKE:	EA	2
148	5	KFOZZ		11602043	19207	JOURNAL ASSEMBLY: PART OF KIT 5703894	EA	2
148	6	KFOZZ		11602045	19207	SEAL, JOURNAL ASSEMBLY: PART OF KIT 5703894	EA	4
148	7	KFOZZ		11602046	19207	BUSHING, JOURNAL ASSEMBLY: PART OF KIT 5703894	EA	4
148	8	PAOZZ	4730-00-172-0031	MS15003 5	96906	FITTING, LUBRICATION: S, 1/8 NPTF, 65°, PART OF KIT 5703894	EA	1
148	9	KFOZZ		11602047	19207	RING, RETAINING: PART OF KIT 5703894	EA	8
148	10	XAOZZ		11602070	19207	SHAFT:	EA	1
148	11	KFOZZ		11602068	19207	SEAL, CAP: PART OF KIT 5703893	EA	1
148	12	KFOZZ		11660202	19207	WASHER: PART OF KIT 5703893	EA	1
148	13	KFOZZ		11602067	19207	CUP, DUST: PART OF KIT 5703893	EA	1
148	14	XAOZZ		11602069	19207	SHAFT:	EA	1
148	15	PAOZZ	4730-00-050-4203	MS15001-1	96906	FITTING, LUBRICATION: S, CD PLTD, 1/4-28 UNS-2A 1/2 IN. LG	EA	1
148	16	PAOZZ	5310-00-785-1762	MS51968-9	96906	NUT, PLAIN, HEXAGON: S, CD PLTD, 3/8-24 UNF-2H	EA	2
148	—	PAOZZ	2520-00-080-6628	5703894	19207	PARTS KIT, UNIVERSAL JOINT: COMPOSED OF	EA	2
148	6					JOURNAL ASSEMBLY:	EA	1
148	6					SEAL:	EA	4
148	7					BUSHING:	EA	4
148	8					FITTING:	EA	1
148	9					RING, RETAINING, JOURNAL ASSEMBLY:	EA	4
148	—	PAOZZ	2530-00-081-5088	5703893	19207	SEAL, ASSEMBLY KIT: SHAFT, COMPOSED OF	EA	1
148	11					SEAL, CAP:	EA	1
148	12					WASHER:	EA	1
148	13					CUP, DUST:	EA	1

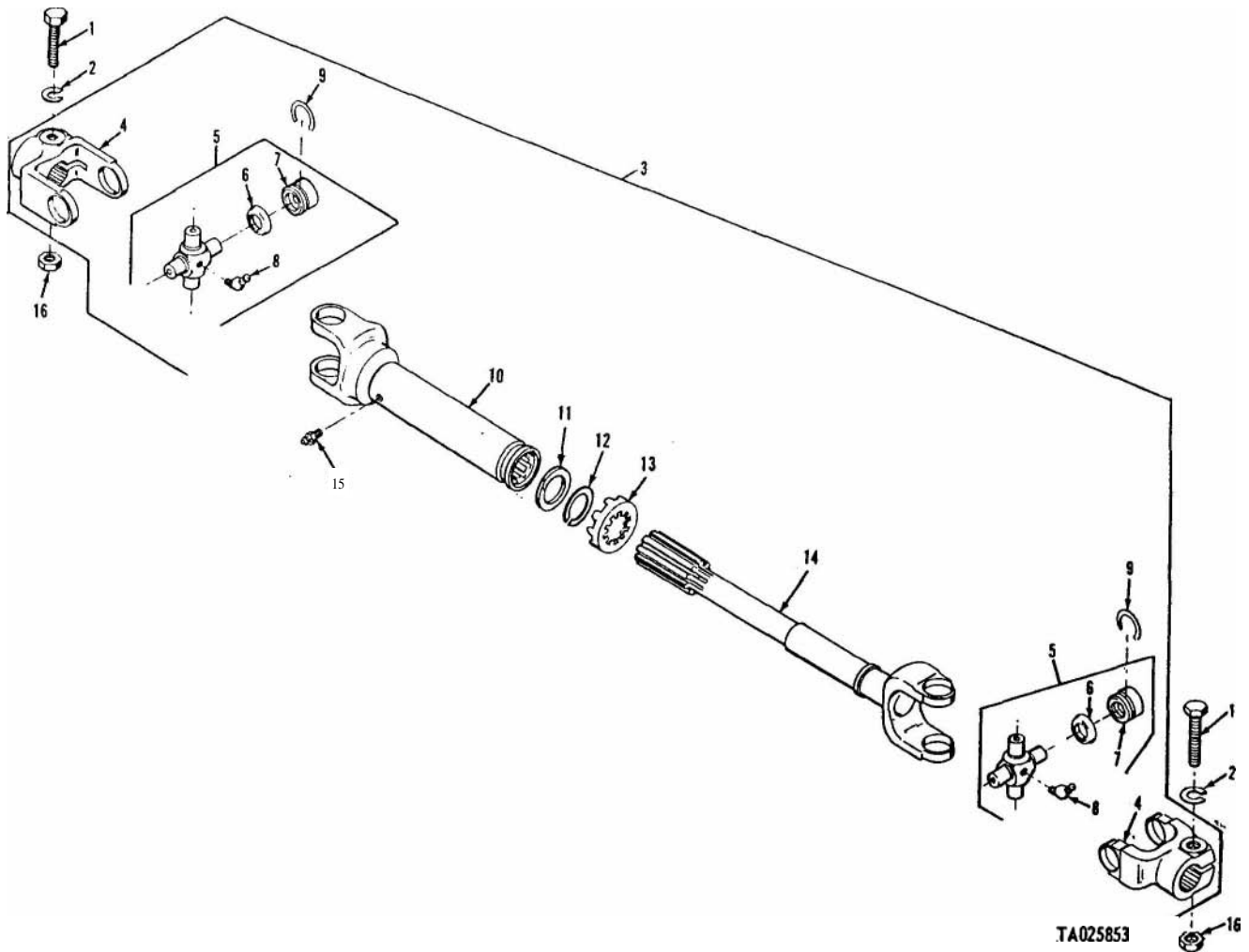
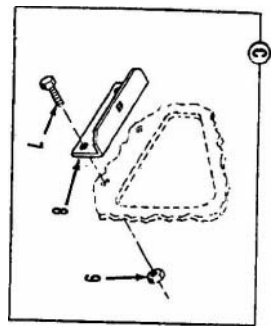
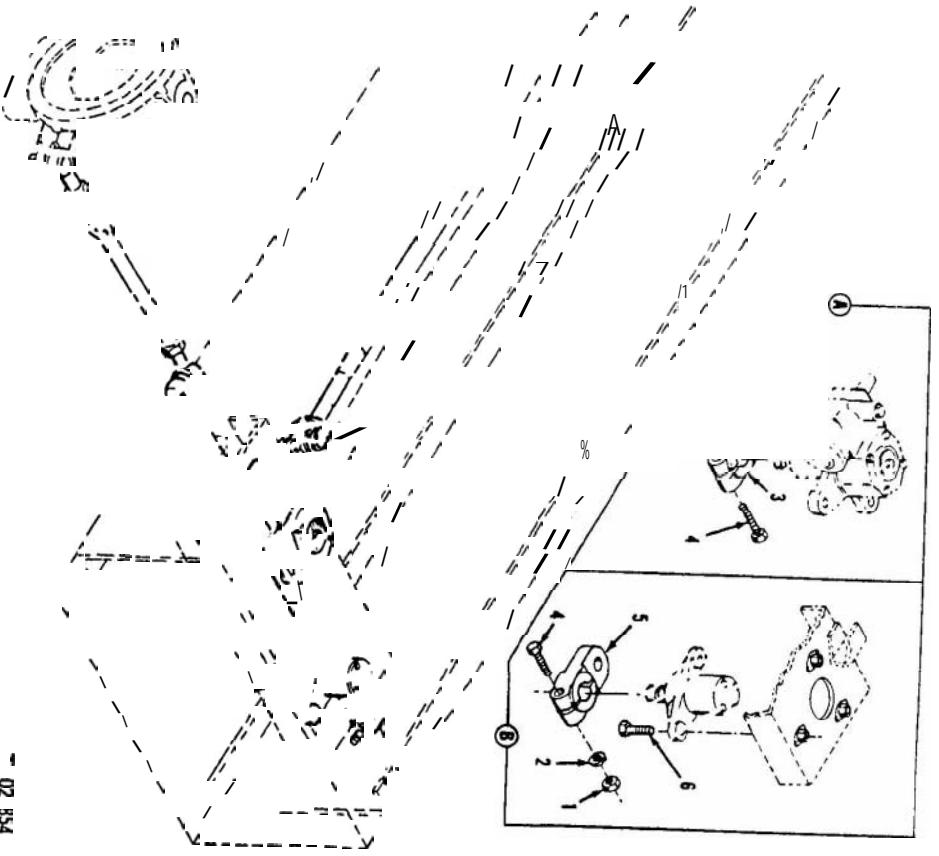



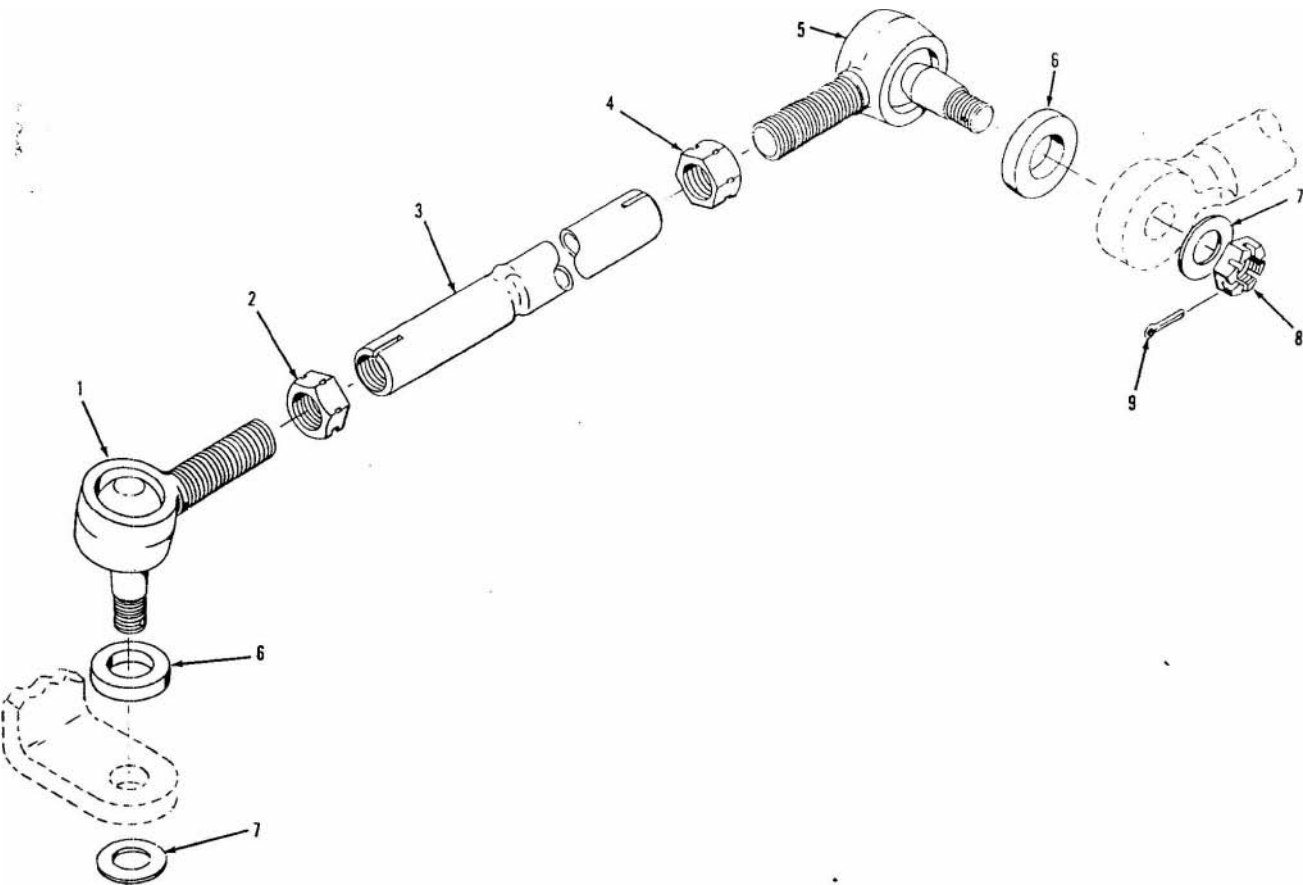
Figure 148. Carrier to tractor shaft assembly.

(1) Illustration		(2)	(3)	(4)	(5)	(6)	(7)	(8)
(a) Fig. No.	(b) Item No.	SMR code	National stock No.	Part No.	FSCM	Description Usable On Code	U / M	Qty. inc. in unit
						1401 CARRIER STEERING		
149	1	PAOZZ	5310-00-943-2141	MS51968-15	96906	NUT, PLAIN, HEXAGON: S, CD PLTD, 1/2-20 UNF-2B	EA	2
149	2	PAOZZ	5310-00-584-5272	MS35338-48	96906	WASHER, LOCK: S, CD PLTD, 1/2 IN. DIA	EA	2
149	3	PAOZZ	2530-00-081-5080	11594888	19207	ARM, STEERING GEAR:	EA	1
149	4	PAOZZ	5303.00-719-5243	MS90727-115	96906	SCREW, CAP, HEXAGON HEAD: S, CD PLTD, 1/2 20 UNF-2A, 3 IN. LG	EA	2
149	5	PAOZZ	2530-00.880-4742	11594829	19207	LEVER, REMOTE CONTROL: IDLER	EA	1
149	6	PAOZZ	5305-00-725-4187	MS90726-114	96906	SCREW, CAP, HEXAGON HEAD: S, CD PLTD,	EA	3
149	7	PAOZZ	5306.00-225-9089	MS90726-34	96906	SCREW, CAP, HEXAGON HEAD: S, CD PLTD,	EA	2
149	8	XBOZZ		11595053	19207	BRACKET:	EA	1
149	9	PAOZZ	5310-00-088-0553	MS21044N5	96906	NUT, SELF-LOCKING, HEXAGON: S, CD PLTD, 5/16-24 UNF-3B	EA	2



14 Carrier

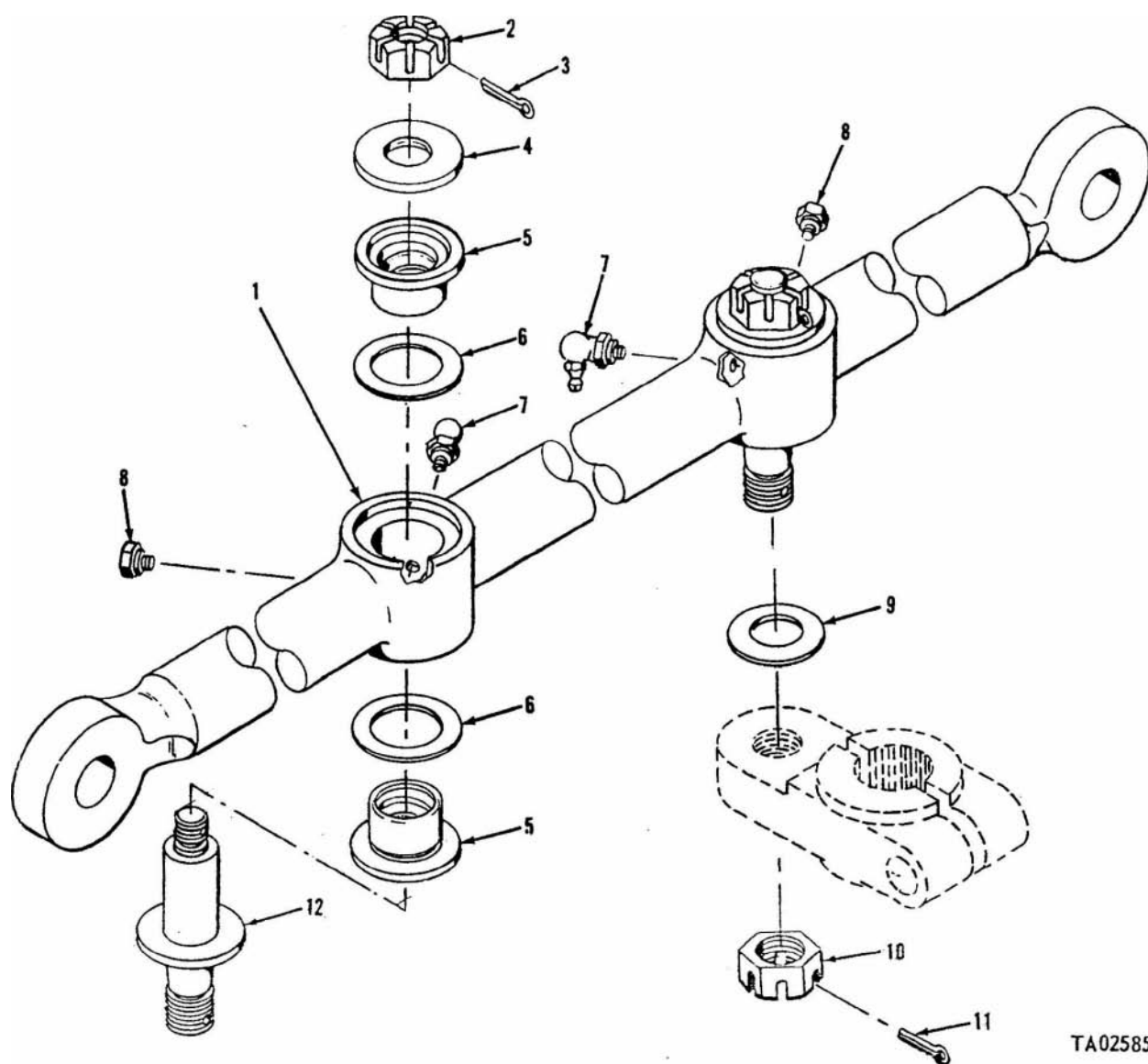
(1) Illustration		(2) SMR code	(3) National stock No.	(4) Part No.	(5) FSCM	(6) Description Usable On Code	(7) U * M	(8) Qty inc unit
(a) Fig No.	(b) Item No.							
150	1	KFOZZ	2530-00-880-4760	10945171	19207	1401 REAR TIE ROD ASSEMBLY	EA	1
150	2	KFOZZ		10945175-1	19207	ROD, END: PART OF KIT 5703897	EA	1
150	3	PAOZZ		10945173	19207	NUT: PART OF KIT 5703897	EA	2
150	4	KFOZZ		10945175.2	19207	TIE ROD, STEERING:	EA	1
150	5	KFOZZ		10945174.2	19207	NUT: PART OF KIT 5703896	EA	1
150	6	PAOZZ	5365-00-082-4124	10945170	19207	ROD, END: PART OF KIT 5703896	EA	2
150	7	PAOZZ	5310-00-595-6179	511960PC6	10001	BUSHING, RUBBER: PART OF KIT 5703896 AND 5703897	EA	2
150	8	PAOZZ	5310-00-842-7783	MS35692 53	96906	WASHER: TIE ROD END ASSEMBLY, REAR	EA	1
150	9	PAOZZ	5315-00-298-1481	MS24665-357	96906	NUT, PLAIN, SLOTTED, HEXAGON: S, CD PLTD, 5/8.18	EA	1
150	—	PAOZZ	2530-00-086-1945	5703896	19207	UNF-2B, PART OF KIT 5703896 AND 5703897	EA	1
150	4	PAOZZ	2530-00-080-6616	5703897	19207	PIN, COTTER: S, CD PLTD, 1/8 IN. DIA, 1 1/2 IN. LG.	EA	2
150	5					PARTS KIT, STEERING TIE ROD: COMPOSED OF	EA	1
150	6					NUT:	EA	1
150	8					ROD, END:	EA	1
150	9					BUSHING, RUBBER:	EA	1
150	—					NUT, PLAIN, SLOTTED, HEXAGON:	EA	1
150	1					PIN, COTTER:	EA	1
150	2					PARTS KIT, STEERING TIE ROD: COMPOSED OF	EA	2
150	6					ROD, END:	EA	1
150	8					NUT:	EA	1
150	9					BUSHING, RUBBER:	EA	1
150						NUT, PLAIN, SLOTTED, HEXAGON:	EA	1
150						PIN, COTTER:	EA	1



AT22206

Figure 150. Rear tie rod assembly.

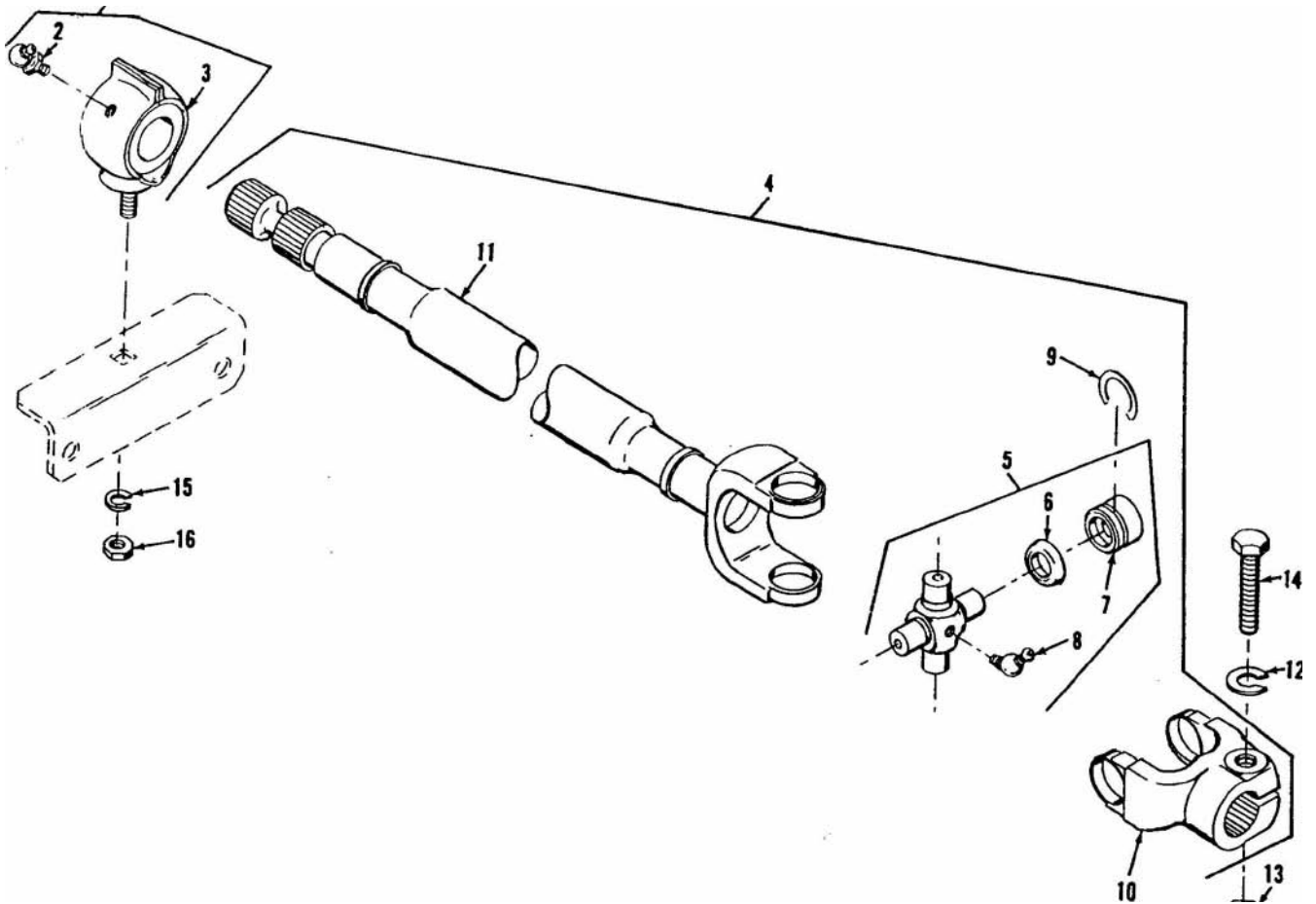
(1) Illustration		(2)	(3)	(4)	(5)	(6)	(7)	(8)
(a) Fig. No.	(b) Item No.	SMR code	National stock No.	Part No.	FSCM	Description Usable On Code	U / M	Qty inc. in unit
151	1	XBOZZ		11595049	19207	1401 CARRIER INTERMEDIATE ROD ASSEMBLY		
151	2	PAOZZ	5310.00-176.8112	AN320-8	88044	ROD:	EA	1
151	3	PAOZZ	5315-00-011-9120	MS24665-287	96906	NUT, PLAIN SLOTTED, HEXAGON:	EA	2
151	4	KFOZZ		11595046	19207	PIN, COTTER: S, CD PLTD, 3/22 IN. DIA, 1 1/4 IN. LG	EA	2
151	5	KFOZZ		11595048	19207	WASHER, THRUST: PART OF KIT 5703895	EA	2
151	6	KFOZZ		11588683-1	19207	BUSHING: PART OF KIT 5703895	EA	4
151	7	PAOZZ	4730.00-172-0034	MS15003-6	96906	SEAL: PART OF KIT 5703895	EA	4
151	8	PAOZZ	4730.00.542-5683	MS35670-4	96906	FITTING, LUBRICATION: 1/8 NPTF, 90°	EA	2
						FITTING, LUBRICANT PRESSURE RELIEF: S, CD PLTD, 1/8 PTF-SPL SHORT, 1/2 IN. LG	EA	2
151	9	XDOZZ		12252-1209	93568	WASHER:	EA	4
151	10	PAOZZ	5310-00-842-7783	MS35692-53	96906	NUT, PLAIN, SLOTTED, HEXAGON: S, CD PLTD, 5/8-18 UNF-2B	EA	2
151	11	PAOZZ	5315-00.298-1481	MS24665-357	96906	PIN, COTTER: S, CD PLTD, 1/8 IN. DIA, 1 1/2 IN. LG	EA	2
151	12	XBOZZ		11595047	19207	SHAFT:	EA	2
151	—	PAOZZ	2530-00-086 1962	5703895	19207	PARTS KIT, STEERING TIE ROD: COMPOSED OF	EA	1
151	4					WASHER, THRUST:	EA	2
151	5					BUSHING:	EA	4
151	6					SEAL:	EA	4



TA025855

Figure 151. Carrier intermediate rod assembly.

(1) Illustration		(2)	(3)	(4)	(5)	(6)	(7)	(8)
(a) Fig No.	(b) Item No.	SMR code	National stock No.	Part No.	FSCM	Description Usable On Code	U / M	Qty. nc. in unit
152	1	PAOZZ	3120-00-807-4494	11601588	19207	1401 INTERMEDIATE SUPPORT CARRIER SHAFT ASSEMBLY		
152	2	PAOZZ	4730-00-050.4207	MS15001-4	96906	BEARING, PLAIN, ROD END:	EA	1
152	3	XAOZZ		11601688-2	19207	FITTING, LUBRICATION: S, CD PLTD, 1/4-28 UNS-2A , 90	EA	1
152	4	PAOZZ	2530.00-880-4373	11602071	19207	BEARING, ROD END:	EA	1
152	5	KFOZZ		11660218	19207	SHAFT ASSEMBLY: JOURNAL ASSEMBLY: UNIVERSAL JOINT, PART OF KIT 6703894	EA	1
152	6	KFOZZ		11602045	19207	SEAL: STEERING, PART OF KIT 5703894	EA	1
152	7	KFOZZ		11602046	19207	BUSHING: STEERING, PART OF KIT 5703894	EA	4
162	8	PAOZZ	4730-00-172-0031	MS15003-5	96906	FITTING, LUBRICATION: S, 1/8 NPTF, 65°, PART OF KIT 5703894	EA	4
152	9	KFOZZ		11660222	19207	RING, RETAINING: UNIVERSAL JOINT, PART OF KIT 5703894	EA	4
152	10	XAOZZ		11660217	19207	YOKE: STEERING	EA	1
152	11	PAOZZ	5305-00-269.2808	MS90726-65	96906	SCREW, CAP, HEXAGON HEAD: S, CD PLTD, 3/8-24 UNF-2A , 1-3/4 IN. LG	EA	1
162	12	PAOZZ	5310-00-637-9541	MS35338-46	96906	WASHER, LOCK: S, CD PLTD, 3/8 IN. DIA	EA	1
152	13	PAOZZ	5310-00-785-1762	MS51968-9	96906	NUT, PLAIN, HEXAGON: S, CD PLTD, 3/8-24 UNF-2B	EA	1
152	14	XAOZZ		11602072	19207	SHAFT: STEERING	EA	1
152	15	PAOZZ	5310-00-407-9566	MS35338-45	96906	WASHER, LOCK: S, CD PLTD, 5/16 IN. DIA	EA	1
152	16	PAOZZ	6310-00-931-8167	MS51967-6	96906	NUT, PLAIN, HEXAGON: S, CD PLTD, 5/16-18 UNC-2B	EA	1
152	—	PAOZZ	2520-00-080-6628	5703894	19207	PARTS KIT, UNIVERSAL JOINT: COMPOSED OF JOURNAL ASSEMBLY:	EA	1
152	5					SEAL:	EA	1
152	6					BUSHING:	EA	4
152	7					FITTING:	EA	4
152	8					RING, RETAINING:	EA	1
152	9						EA	4



TA037589

Figure 152. Intermediate support carrier shaft assembly.

(1) Mutation		(2)	(3)	(4)	(5)	(6)	(7)	(8)
(a) Fig. No.	(b) Item No.	SMR code	National stock No.	Part No.	FSCM	Description Usable On Code	U / M	Qty inc in unit
153	1	PAOZZ	2530-00-880-4739	11594950	19207	1401 REAR IDLER HOUSING ASSEMBLY	EA	1
153	2	PAOZZ	4730-00-060-4203	MS15001-1	96906	ARM ASSEMBLY: CARRIER FITTING, LUBRICATION: S, CD PLTD, 1/4-28 UNS-2A, 1/2 IN. LG	EA	1

TM 9-2320-242-34P

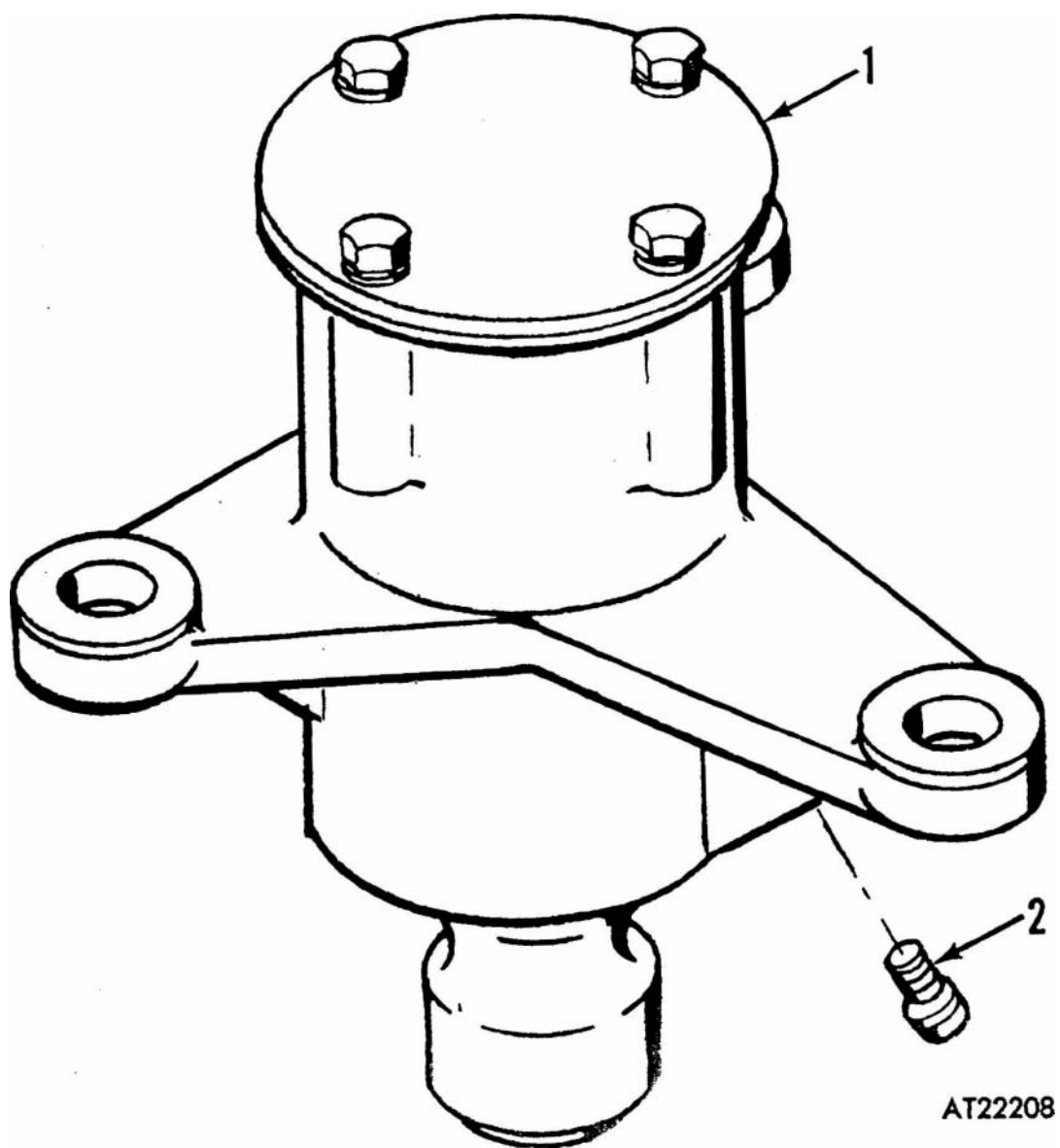
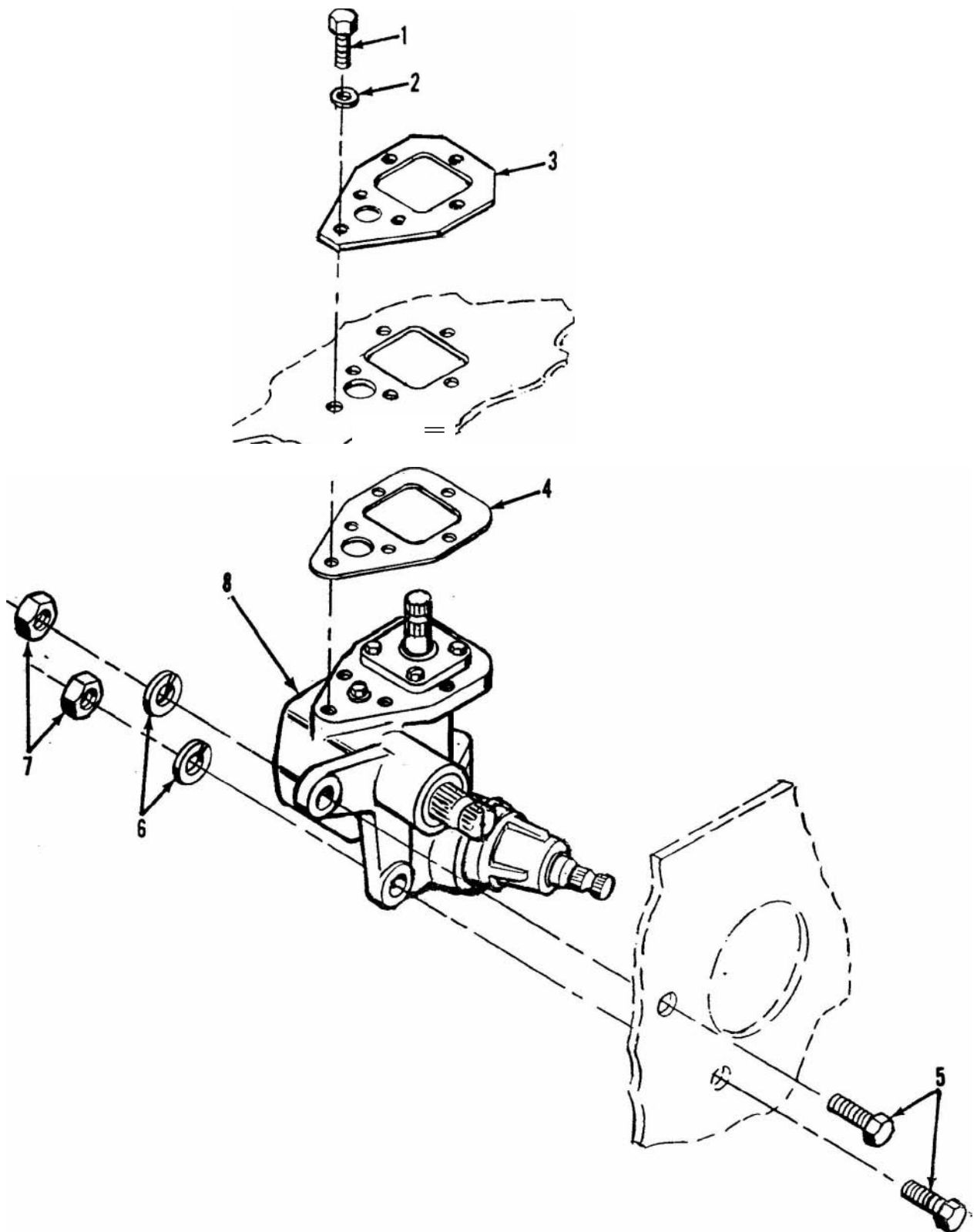


Figure 153. Rear idler housing assembly.

(1) Illustration		(2)	(3)	(4)	(5)	(6)	(7)	(8)
(a) Fig. No.	(b) Item No.	SMR code	National stock No.	Part No.	FSCM	Description Usable On Code	U / M	Qty inc. in unit
154	1	PAOZZ	5305-00-269.3210	MS90725-59	96906	1407 STEERING GEAR ASSEMBLY-FRONT STEERING GEAR ASSEMBLY SCREW, CAP, HEXAGON HEAD: S, CD PLTD, 3/8-16 UNC- 2A, 7/8 IN. LG	EA	6
154	2	PAOZZ	5310-00-637-9541	MS35338-46	96906	WASHER, LOCK: S, CD PLTD, 3/8 IN. DIA	EA	6
154	3	XBOZZ		11595493	19207	PLATE:	EA	1
154	4	PAOZZ	5330-00-081-5066	11594408	19207	GASKET:	EA	1
154	5	PAOZZ	5305-00-727-8816	MS90726.187	96906	SCREW, CAP, HEXAGON HEAD: S, CD PLTD, 3/4-16 UNF- 2A, 2 IN. LG	EA	2
154	6	PAOZZ	5310-00-584-7888	MS353338-51	96906	WASHER, LOCK: S, CD PLTD, 3/4 IN. DIA	EA	2
154	7	PAOZZ	5310-00-763-8894	MS51968.24	96906	NUT, PLAIN, HEXAGON: S, CD PLTD, 3/4 16 UNF-2B	EA	2
154	8	PAOFF	2530-00-880-4099	11601249	19207	STEERING GEAR ASSEMBLY: TRACTOR	EA	1

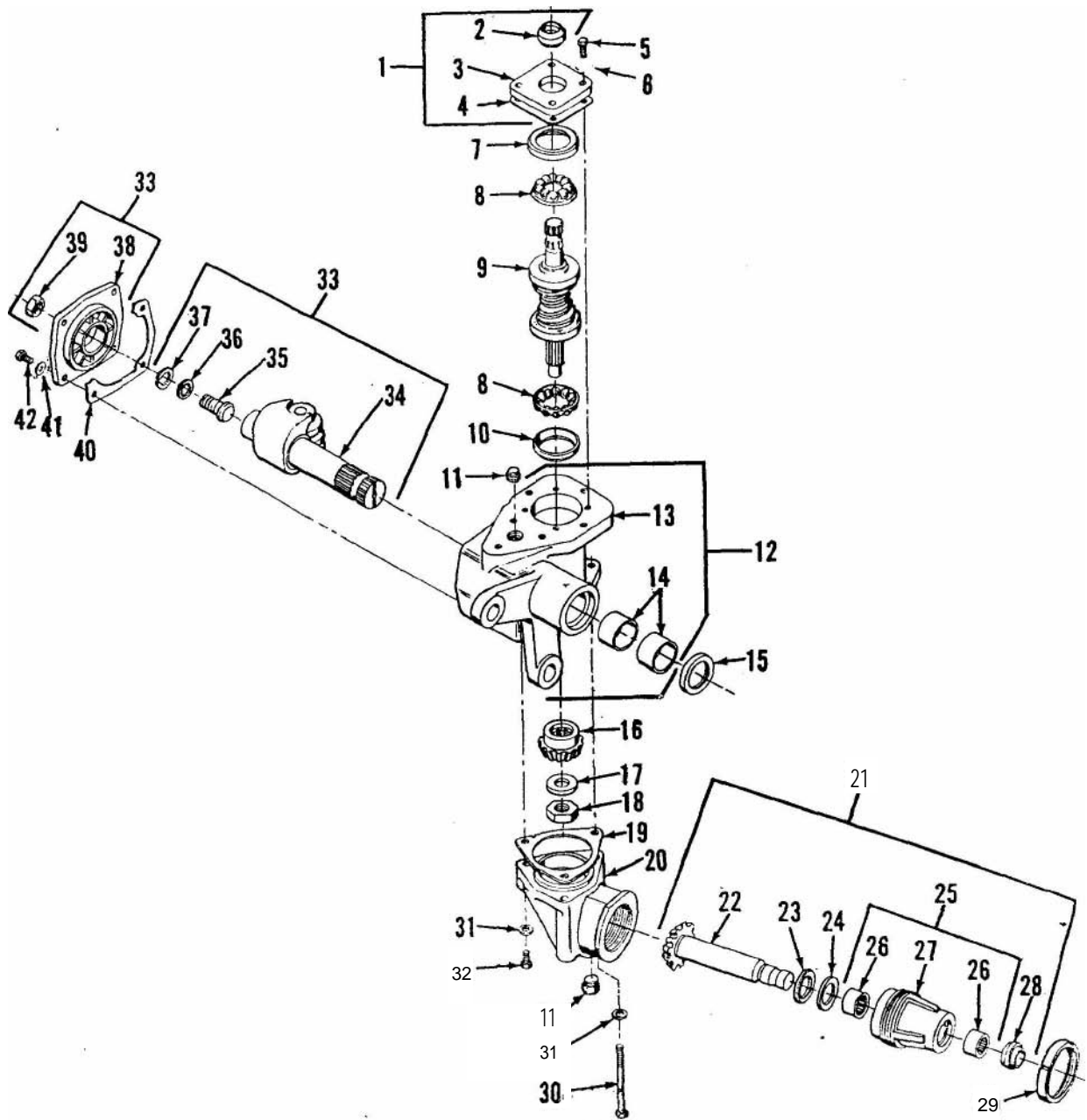


TA025857

Figure 154. Front steering gear assembly.

(1) Illustration		(2)	(3)	(4)	(5)	(6)	(7)	(8)
a) Fig. No.	b) Item No	SMR code	National stock No.	Part No.	FSCM	Description Usable On Code	U / M	Qty. inc in unit
155	1	XBFZZ	5310-00-167-082C	11601246	19207	1407 FRONT STEERING GEARBOX ASSEMBLY		
155	2	KFFZZ		11601267	19207	COVER ASSEMBLY:	EA	1
155	3	XAFZZ		11601266	19207	SEAL: STEERING GEAR, PART OF KIT 5703731	EA	1
155	4	KFFZZ		11601263.1	19207	COVER: HOUSING	EA	1
155	4	KFFZZ		11601263.2	19207	SHIM: STEERING GEAR, PART OF KIT 5703731	EA	2
155	4	KFFZZ		11601263.3	19207	SHIM: STEERING GEAR, PART OF KIT 5703731	EA	2
155	5	XDFZZ		11662874.33	19207	SHIM: STEERING GEAR, PART OF KIT 5703731	EA	1
155	6	PAFZZ		11662874.33	19207	BOLT, MACHINE: COVER	EA	4
155	7	KFFZZ		11601269	88044	WASHER, FLAT:	EA	4
155	8	KFFZZ		11601262	19207	CUP, BALL: STEERING GEAR, PART OF KIT 5703731	EA	1
155	9	XDFZZ		11601268	19207	RETAINER: STEERING GEAR, PART OF KIT 5703731	EA	1
155	10	KFFZZ		11601259	19207	GEAR, WORM: STEERING GEAR	EA	2
155	11	PAOZZ	5365-00.447-1972	7371301	19207	CUP, BALL: STEERING GEAR PART OF KIT 5703731	EA	1
155	12	XAFZZ		11601260	19207	PLUG: HOUSING	EA	2
155	13	XAFZZ		11601260-1	19207	HOUSING ASSEMBLY: WORM GEAR NHA 11601249	EA	1
155	14	PAFZZ	3120-00-737-3343	7373343	19207	HOUSING: GEAR AND SHAFT	EA	1
155	15	PAFZZ	5330-00-534-2937	240680	19207	BEARING, SLEEVE: PART OF KIT 5703731	EA	2
155	16	XDFZZ		11601257	76680	SEAL, PLAIN: PART OF KIT 5703731	EA	1
155	17	PAFZZ	5310-00-080-9478	10895001	19207	GEAR: BEVEL	EA	1
155	18	PAFZZ	5310-00-044-3340	443340	19207	WASHER:	EA	1
155	19	KFFZZ		11601258.1	24617	NUT, SELF-LOCKING:	EA	1
155	19	KFFZZ		11601258.2	19207	SHIM: STEERING GEAR, TRACTOR, PART OF KIT 5703730	EA	2
155	19	KFFZZ		11601258-3	19207	SHIM: STEERING GEAR, TRACTOR, PART OF KIT 5703730	EA	2
155	20	XAFZZ		11601256	19207	SHIM: STEERING GEAR, TRACTOR, PART OF KIT 5703730 ,	EA	1
155	21	XDFZZ		11601250	19207	HOUSING: SHAFT GEAR NHA 11601249	EA	1
155	22	XAFZZ		11601253	19207	HOUSING AND GEAR ASSEMBLY: GEAR, STEERING	EA	1
155	23	KFFZZ		8351259	19207	GEAR: SHAFT	EA	1
155	24	KFFZZ		MS17811-19	19207	BEARING: SHAFT GEAR, PART OF KIT 5703730	EA	1
155	25	XAFZZ		11601251	96906	WASHER, THRUST: S, 1 IN. ID, 1 9/16 IN. OD, 1/8 IN.	EA	1
155	26	PAFZZ	3110-00-157-0531	MS17131-29	96906	THK PART OF KIT 5703730	EA	1
155	27	XAFZZ		11601252	19207	HOUSING ASSEMBLY	EA	1
155	28	KFFZZ		11601254	19207	BEARING, ROLLER NEEDLE: S, 1 IN. ID, 1-1/4 IN. OD, .	EA	2
155	29	XDFZZ		11601801	19207	3/4 IN. LG, PART OF KIT 5703730	EA	1
155	30	PAFZZ	5305-00-821-3869	MS90728-65	96906	HOUSING: GEAR	EA	1
155	31	PAFZZ	5310-00-167-0821	8330330	19207	SEAL: SHAFT GEAR HOUSING, PART OF KIT 5703730	EA	1
155	32	PAFZZ	5305-00-000-9332	MS90728-73	96906	NUT, LOCK:	EA	1
155	33	XDFZZ		11601272	19207	SCREW, CAP, HEXAGON HEAD: S, CD PLTD, 3/8-16 UNC	EA	1
155	34	XAFZZ		11601280	19207	2B, 1-3/4 IN. LG	EA	1
						WASHER, FLAT:	EA	3
						SCREW, CAP, HEXAGON HEAD: S, CD PLTD, 3/8.16 UNC-	EA	2
						2A, 1-3/4 IN. LG		
						SHAFT AND COVER ASSEMBLY: GEAR BOX	EA	1
						SHAFT: GEAR BOX	EA	1

TM 9-2320-242-34P



T A025858

Figure 155. Front steering gear box assembly.

(1) Illustration		(2)	(3)	(4)	(5)	(6)	(7)	(8)
(a) Fig. No.	(b) Item No.	SMR code	National stock No.	Part No.	FSCM	Description Usable On Code	U / M	Qty inc. in unit
						FRONT STEERING GEARBOX ASSEMBLY-Continued		
155	35	XDFZZ		708512	19207	SCREW: ADJUSTING	EA	1
155	36	XAFZZ		11601347	19207	WASHER: ADJUSTING SCREW	EA	1
155	37	PAFZZ	5365-00-804-9739	MS16625-1087	96906	RING, RETAINING: 8, CD PLTD, 0.971 IN. FREE DIA ADJUSTING SCREW	EA	1
155	38	XAFZZ		11801274	96906	COVER: GEAR BOX	EA	1
155	39	PAFZZ	5310-00-834-8734	11601271	19207	NUT, PLAIN, HEXAGON: S, CD PLTD, 1/2 -20 UNF-2H	EA	1
155	40	KFFZZ		AN960-516	88044	GASKET: GEAR BOX COVER, PART OF KIT 5703.731	EA	4
155	41	PAFZZ	5310-00-167-0820	11601270	19207	WASHER, FLAT:	EA	4
155	42	PAFZZ	5305-00-935-3110	5703731	19207	SCREW, SHAFT COVER:	EA	4
155	—	PAFZZ	2530-00-880-4112			PARTS KIT, STEERING GEAR: CARRIER AND TRACTOR, COMPOSED OF	EA	1
155	2					SEAL:	EA	1
155	4					SHIM:	EA	2
155	4					SHIM:	EA	2
155	4					SHIM:	EA	1
155	7					CUP, BALL:	EA	1
155	8					RETAINER:	EA	2
155	10					CUP, BALL:	EA	1
155	14					BEARING, SLEEVE:	EA	2
155	15					SEAL, PLAIN:	EA	1
155	40					GASKET:	EA	1
155	—			5703730	19207	PARTS KIT, STEERING GEAR: TRACTOR COMPOSED OF	EA	1
155	19	PAFZZ	2530-00-880-4109			SHIM:	EA	2
155	19					SHIM:	EA	2
155	19					SHIM:	EA	1
155	23					BEARING:	EA	1
155	24					WASHER, THRUST:	EA	1
155	26					BEARING, ROLLER, NEEDLE:	EA	2
155	28					SEAL:	EA	1
						1407 REAR STEERING GEARBOX AND RELATED PARTS		
156	1	PAOFF	2530-00-880.4098	11601275	19207	STEERING GEAR: CARRIER	EA	1
156	2	PAFZZ	5306-00-084-4304	11601265	19207	BOLT, MACHINE: COVER	EA	4
156	3	XBFZZ		11601264	19207	COVER ASSEMBLY: GEAR BOX	EA	1
156	4	KFFZZ		11601267	19207	SEAL: PART OF KIT 5703731	EA	1
156	5	XAFZZ		11601266	19027	COVER: HOUSING	EA	1
156	6	KFFZZ		11601263.1	19207	SHIM: PART OF KIT 5703731	EA	2
156	6	KFFZZ		11601263-2	19207	SHIM: PART OF KIT 5703731	EA	2
156	6	KFFZZ		11601263.3	19207	SHIM: PART OF KIT 5703731	EA	1
15C	7	KFFZZ		11601269	19207	CUP, BALL: PART OF KIT 5703731	EA	1
156	8	KFFZZ		11601262	19207	RETAINER: PART OF KIT 5703731	EA	2

(1) Illustration		(2)	(3)	(4)	(5)	(6)	(7)	(8)
(a) Fig. No.	(b) Item No.	SMR code	National stock No.	Part No.	FSCM	Description Usable On Code	U / M	Qty. inc. in unit
						REAR STEERING GEARBOX AND RELATED PARTS CONTINUED		
156	9	XDFZZ		11601277	19207	SHAFT AND WORM ASSEMBLY: HOUSING	EA	1
156	10	XAFZZ		11601278	19207	SHAFT:	EA	1
156	11	XAFZZ		11601279	19207	WORM GEAR: HOUSING	EA	1
156	12	KFFZZ		11601259	19207	CUP, BALL: STEERING GEAR HOUSING, PART OF KIT 5703731	EA	1
156	13	PAOZZ	5365-00-447.1972	7371301	19207	PLUG: OIL FILLER HOLE	EA	2
156	14	KFFZZ		11601271	19207	GASKET: STEERING GEAR HOUSING, PART OF KIT 5703731	EA	1
156	15	XDFZZ		11601272	19207	SHAFT AND COVER ASSEMBLY: HOUSING	EA	1
156	16	, PAFZZ	5310-00-834-8734	MS35691-37	96906	NUT, PLAIN, HEXAGON: S, CD PLTD, 1/2-20 UNF-2B	EA	1
156	17	XAFZZ		11801274	19207	COVER: SHAFT HOUSING	EA	1
156	18	PAFZZ	5365-00-804-9739	MS16625 1087	96906	RING, RETAINER: S, CD PLTD, 0.971 IN. FREE DIA	EA	1
156	19	XAFZZ		11601347	19207	WASHER: ADJUSTING SCREW	EA	1
156	20	, XDFZZ		708512	19207	SCREW: ADJUSTING	EA	1
156	21	, XAFZZ		11601280	19207	SHAFT: STEERING	EA	1
156	22	, PAFZZ	5305-00-935-3110	11601270	19207	SCREW, CAP, HEXAGON HEAD: SHAFT COVER	EA	4
156	23	, PAFZZ	5310-00-167-0821	AN960-616	88044	WASHER, FLAT:	EA	4
156	24	PAOZZ	5310-00-763-8904	MS51968-21	96906	NUT, PLAIN, HEXAGON: S, CD PLTD, 5/8-18 UNF-2B, MOUNTING	EA	3
156	25	PAOZZ	5310-00-820-6653	MS35338-50	96906	WASHER, LOCK: S, CD PLTD, 5/8 IN. DIA, MOUNTING	EA	3
156	26	, XAFZZ		11601276	19207	HOUSING ASSEMBLY: GEAR AND SHAFT	EA	1
156	27	, XAFZZ		11601276-1	19207	HOUSING: GEAR AND SHAFT	EA	1
156	28	I PAFZZ	3120-00-737-3343	7373343	19207	BEARING, SLEEVE: PART OF KIT 5703731	EA	2
156	29	PAFZZ	1560.00-895-4886	541403	19207	PLUG: WELCH	EA	1
156	30	, PAOZZ	5305-00-725-4111	MS90726-165	96906	SCREW, CAP, HEXAGON HEAD: S, CD PLTD, 5/8 - 18 UNF-2A, 2-1/4 IN. LG	EA	3
156	31	PAFZZ	5330-00-534-2937	240680	76680	SEAL, PLAIN: PART OF KIT 5703731	EA	1
156	32	PAFZZ	5310-00-167.0820	AN960-516	88044	WASHER, FLAT:	EA	4

(1) Illustration		(2) SMR code	(3) National stock No.	(4) Part No.	(5) FSCM	(6) Description Usable On Code	(7) U / M	(8) Qty inc. in unit
(a) Fig. No.	(b) Item No.							
156	-	PAFZZ	2530-00-880-4112	5703731	19207	REAR STEERING GEARBOX AND RELATED	EA	1
156	4					PARTS—Continued	EA	1
156	6					PARTS KIT, STEERING GEAR: COMPOSED OF	EA	2
156	6					SEAL:	EA	2
156	6					SHIM:	EA	1
156	6					SHIM:	EA	1
156	7 -					CUP, BALL:	EA	1
156	8					RETAINER:	EA	2
156	12					CUP, BALL:	EA	1
156	14					GASKET:	EA	1
156	28					BEARING, SLEEVE:	EA	2
156	31					SEAL, PLAIN:	EA	1

TM 9-2320-242-34P

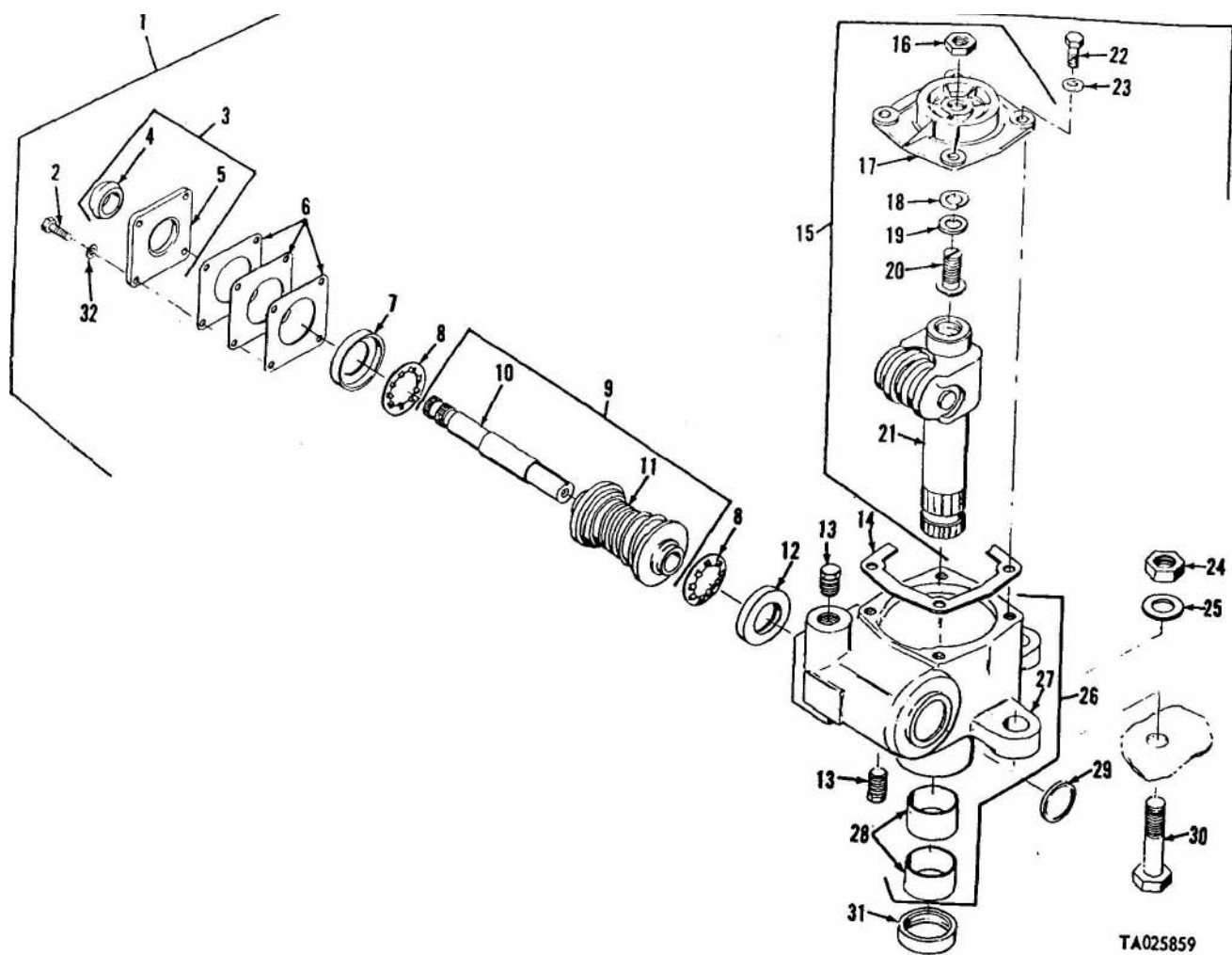
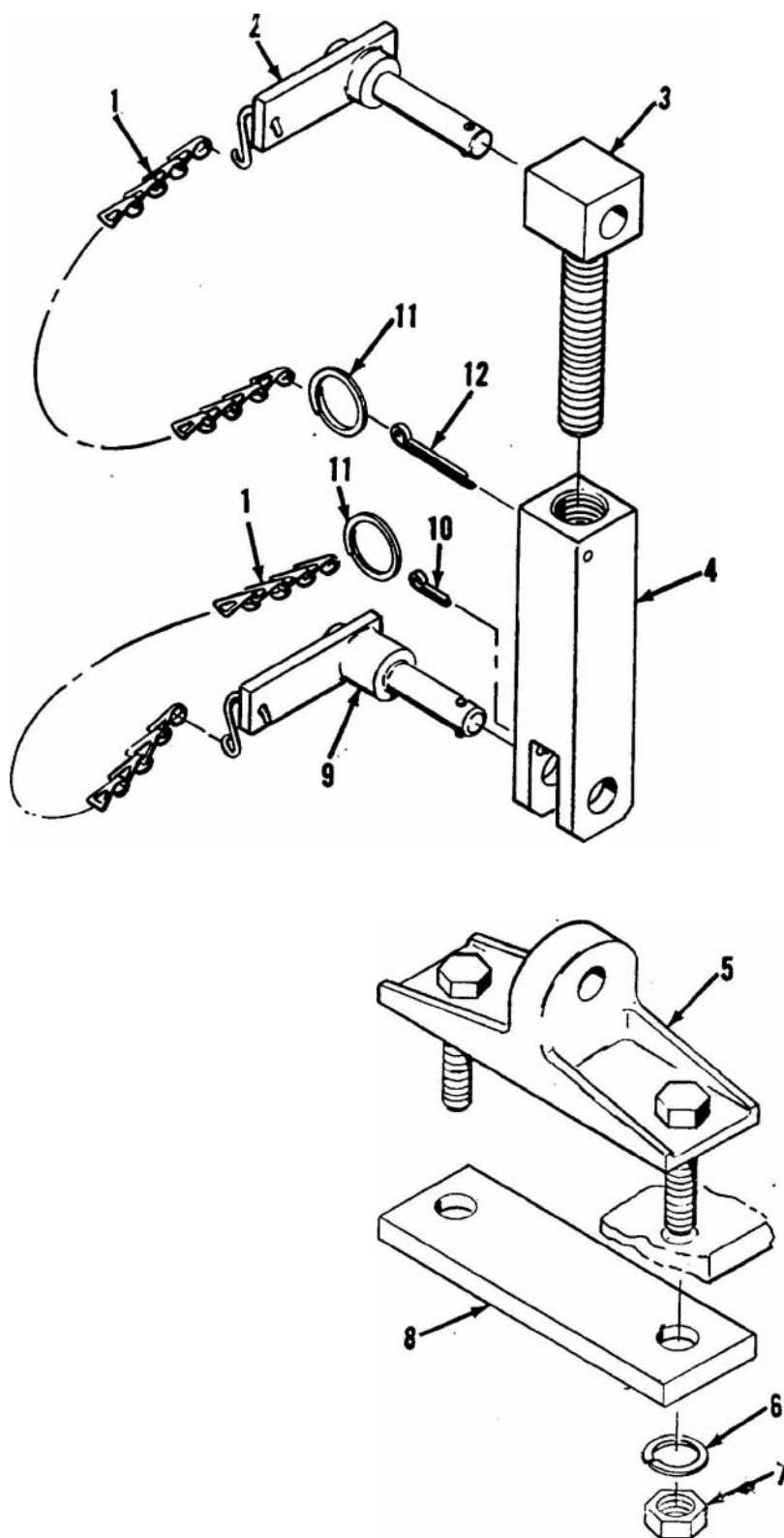


Figure 156. Rear steering gear box and related parts.

TA025859

(1) Illustration		(2)	(3)	(4)	(5)	(6)	(7)	(8)
(a) Fig. No.	(b) Item No.	SMR code	National stock No.	Part No.	FSCM	Description Usable On Code	U / M	Qty. inc. in unit
						GROUP: 15 FRAME, TOWING ATTACHMENTS 1501 BRACE INSTALLATION		
157	1	MOOZZ		8168515	81348	CHAIN WELDLESS: PIN RETAINER, FABRICATE FROM CHAIN NSN 4010-00-725-3338, 10 IN. LG (SEE GROUP 9501)	EA	2
157	2	PAOZZ	5340-00-998-8145	NS17986C924	96906	PIN, QUICK RELEASE: CRES, 9/16 IN. DIA, 2.4 IN. LG	EA	1
157	3	XDOZZ		11595189	19207	CLEVIS: YOKE	EA	1
157	4	XDOZZ		11595188	19207	YOKE: QUICK RELEASE	EA	1
157	5	XDOZZ		11595187	19207	BRACKET ASSEMBLY: TRUSS	EA	1
157	6	PAOZZ	5310-00-834-7606	MS35340-48	96906	WASHER, LOCK: S, CD PLTD, 1/2 IN. DIA	EA	2
157	7	PAOZZ	5310-00-834-8734	MS35691-37	96906	NUT, PLAIN, HEXAGON: S, CD PLTD, 1/2-20 UNF-2B	EA	2
157	8	XBOZZ		11595186	19207	PLATE: BRACKET	EA	1
157	9	PAOZZ	5340-00-998-8146	MS17986C713	96906	PIN, QUICK RELEASE: CRES, 7/16 IN. DIA. 1.3 IN. LG	EA	1
157	10	PAOZZ	5315-00-839-5821	MS24665-351	96906	PIN, COTTER: S, CD PLTD, 1/8 IN. DIA, 3/4 IN. LG	EA	1
157	11	PAOZZ	5340-00-885-5795	9026920	18876	HOLDER, KEY: PIN	EA	2
157	12	PAOZZ	5315-00-298-1481	MS24665-357	96906	PIN, COTTER: S, CD PLTD, 1/8 IN: DIA, 1 1/2 IN. LG	EA	1

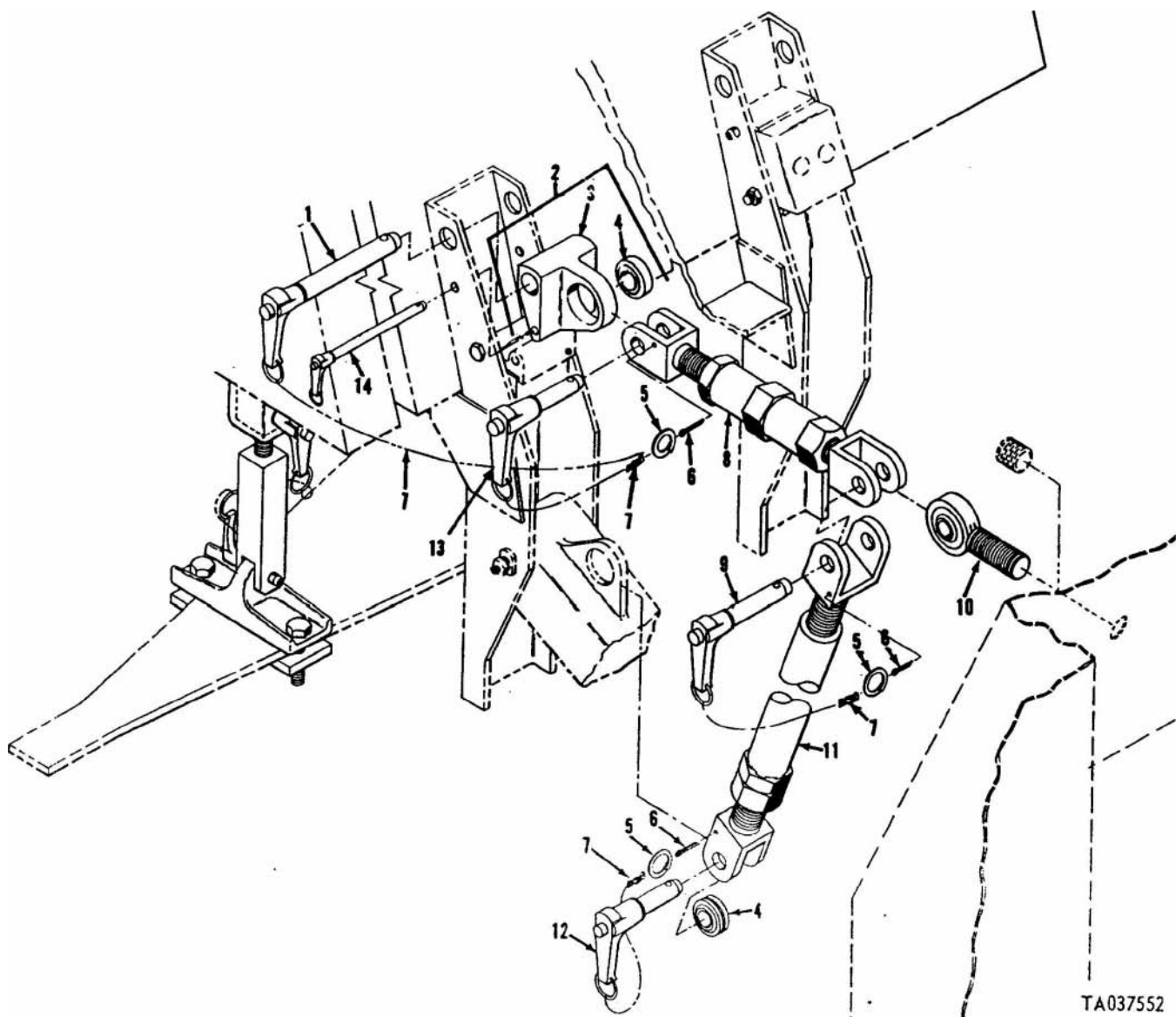
PC 9 2320-242-34P



AT22213

Figure 157. Brace assembly.

(1) Illustration		(2)	(3)	(4)	(5)	(6)	(7)	(8)
(a) Fig. No.	(b) item No.	SMR code	National stock No.	Part No.	FSCM	Description Usable On Code	U / M	Qty inc in unit
						1501 TRUSS INSTALLATION		
158	1	PAOZZ	5340-00-998-8144	MS17986C1239	96906	PIN, QUICK RELEASE: CRES, 3/4 IN. DIA, 3.9 IN. LG	EA	2
158	2	PAOZZ	3130-00-880-2231	11595192	19207	K HOUSING, BEARING UNIT:	EA	2
158	3	XAOZZ		11595200	19207	FITTING: HOUSING	EA	2
158	4	XAOZZ		11601733	19207	BEARING: HOUSING	EA	2
158	6	PAOZZ	5340-00-885-5795	9026920	18876	HOLDER, KEY:	EA	6
158	6	PAOZZ	5315-00-839-5821	MS24665-351	96906	PIN, COTTER: S, CD PLTD, 1/8 IN. DIA, 3/4 IN. LG	EA	6
158	7	MOOZZ		8)68515	19207	CHAIN, WELDLESS: PIN, QUICK RELEASE, FABRICATE FROM CHAIN, NSN 4010.00-725-3338, 10 IN. LG (SEE GROUP 9501)	EA	8
158	8	PAOZZ	2510-00-880-4049	11695190	19207	TRUSS ASSEMBLY: INTER VEHICULAR CONNECTING	EA	2
158	9	PAOZZ	5340-00-998-8143	MS17986C1222	96906	PIN, QUICK RELEASE: CRES, 3/4 IN. DIA, 2.2 IN. LG	EA	2
158	10	PAOZZ	3110-00-880-2230	11595193	19207	BEARING, ROLLER, ROD END:	EA	2
158	11	PAOZZ	2510-00-880-4053	11595191	19207	TRUSS ASSEMBLY: INTER VEHICULAR VERTICLE	EA	2
158	12	PAOZZ	5340.00-855-7802	MS17986C1015	96906	PIN, QUICK RELEASE: CRES, 5/8 IN. DIA, 1.5 IN. LG	EA	2
158	13	PAOZZ	5340.00-955-9377	MS17986C1215	96906	PIN, QUICK, RELEASE: CRES, 3/4 IN. DIA, 1 1/2 IN. LG	EA	1
158	14	PAOZZ	5340.00-998-8147	MS17986C639	96906	PIN, QUICK RELEASE, CRES, 3/8 IN. DIA, 3.9 IN. LG	EA	2



TA037552

Figure 158. Truss assembly.

(1) Illustration		(2)	(3)	(4)	(5)	(6)	(7)	(8)
(a) Fig. No.	(b) Item No.	SMR code	National stock No.	Part No.	FSCM	Description Usable On Code	U / M	Qty inc. in unit
						1503 PINTLE AND TOWING ATTACHMENTS		
159	1	PAOZZ	5310.00-735-5396	7355396	19207	WASHER, FLAT: PINTLE	EA	1
159	2	PAOZZ	5310.00-877-5795	MS21044N8	96906	NUT, SELF-LOCKING, HEXAGON: S, CD PLTD, 1/2-20 UNF-3B	EA	4
159	3	PAOZZ	2540-00-408-2432	7355392	19207	BRACKET: PINTLE	EA	1
159	4	PAOZZ	5305-00-068-0507	MS90726	96906	SCREW, CAP, HEXAGON HEAD: S, CD PLTD, 1/4-28 UNF-2A, 7/8 IN. LG	EA	4
159	5	PAOZZ	5310-00-975-2075	MS35691-21	96906	NUT, PLAIN, HEXAGON: S, CD PLTD, 3/8.24 UNF-2B	EA	4
159	6	PAOZZ	5310-00-877-5796	MS21044N4	96906	NUT, SELF-LOCKING, HEXAGON: S, CD PLTD, 1/4-28 UNF-3B	EA	4
159	7	XBOZZ		11656268	19207	BRACKET, ANGLE: BUMPER	EA	2
159	8	PAOZZ	5310.00-637-9541	MS35338-46	96906	WASHER, LOCK: 5, CD PLTD, 3/8 IN. DIA	EA	4
159	9	PAOZZ	5340-00.689-7213	7529296	19207	BUMPER, RUBBER: REAR	EA	4
159	10	PAOZZ	2540-00-078-6633	MS51335-1	96906	PINTLE ASSEMBLY, TOWING: 1-1/4-12 UNF-2A, 10-5/32 IN. LG	EA	1
159	11	PAOZZ	5305-00-716-8182	MS90726-117	96906	SCREW, CAP, HEXAGON HEAD: S, CD PLTD, 1/2-20 UNF-2A, 2-1/2 IN. LG	EA	4
159	12	PAOZZ	2540-00-127-5322	7355393	19207	PLATE, RETAINING, SHAFT:	EA	1
159	13	PAOZZ	5315.00-236-8353	MS24665-306	96906	PIN, COTTER: CRES, 3/32 IN. DIA, 1-1/2 IN. LG	EA	2
159	14	PAOZZ	4030.00-737-3735	7373735	19207	SHACKLE:	EA	2
159	15	PAOZZ	5315.00-904-3407	MS20392 10C77	96906	PIN, STRAIGHT, HEADED: S, CD PLTD, 3/4 IN. DIA, 2-47/64 IN. LG	EA	2

to
p

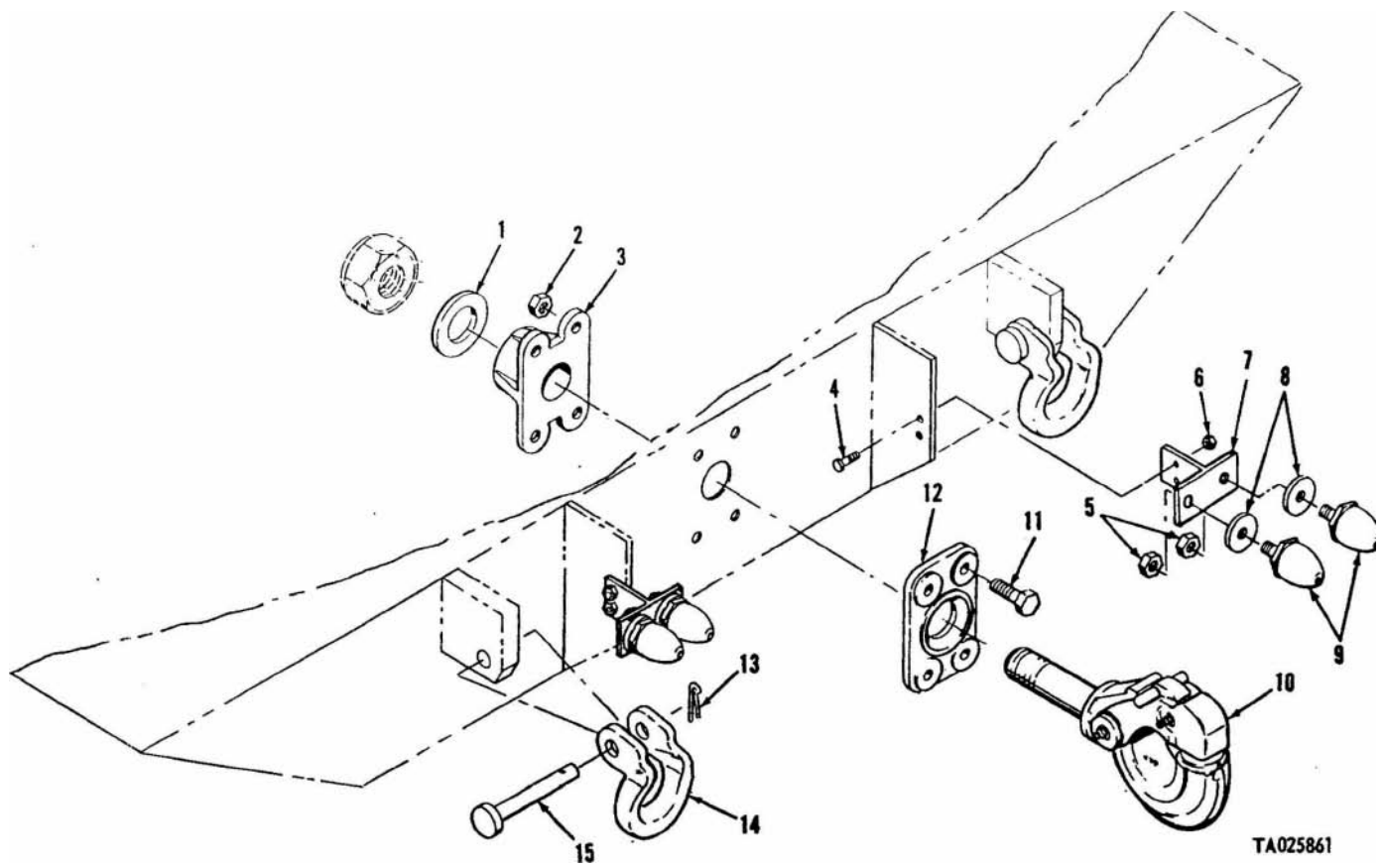


Figure 159. **Pintle** and towing attachments.

(1) Illustration		(2)	(3)	(4)	(5)	(6)	(7)	(8)
(a) Fig. No.	(b) Item No.	SMR code	National stock No.	Part No.	FSCM	Description Usable On Code	U / M	Qty inc in unit
1503 ARTICULATION YOKE ASSEMBLY								
160	1	PAFZZ	5305.00-269-3210	MS90725-59	96906	SCREW, CAP, HEXAGON HEAD: S, CD PLTD, 3/8-16 UNC. 2A, 7/8 IN. LG	EA	12
160	2	PAFZZ	5310.00-637-9541	MS35338-46	96906	WASHER, LOCK: S, CD PLTD, 3/8 IN. DIA	EA	12
160	3	PAFZZ	2540-00-880-3989	10945169	19207	BEARING ASSEMBLY: YOKE	EA	2
160	4	PAFZZ	5310-00-880-2229	11594386	19207	NUT, PLAIN, ROUND: BEARING	EA	1
160	5	PAFZZ	5365-00-079.1960	11595025	19207	RING, RETAINING: NUT YOKE	EA	1
160	6	XBFZZ		11595027	19207	YOKE ASSEMBLY: ARTICULATION	EA	1
160	7	PAFZZ	2540-00-880-4001	11594852	19207	NUT ASSEMBLY:	EA	1
160	8	PAFZZ	5365-00-080-9400	11601247	19207	RING, RETAINING:	EA	1
160	9	XAFZZ		11594867	19207	RETAINER:	EA	1
160	10	PAFZZ	5330-00-081-5423	11594866	19207	GASKET: NUT ASSEMBLY	EA	1
160	11	XAFZZ		11594865	19207	NUT ASSEMBLY:	EA	1
160	12	PAFZZ	2540-00-081-5422	11595007	19207	PLATE, LOCKING: BEARING	EA	1
160	13	PAFZZ	5310-00-582-5965	MS35338-44	96906	WASHER, LOCK: S, CD PLTD, 1/4 IN. DIA	EA	1
160	14	PAFZZ	5305-00-267-8951	MS90727-2	96906	SCREW, CAP, HEXAGON HEAD: S, CD PLTD, 1/4-28 UNF- 2A, 7/16 IN. LG	EA	1
160	15	PAFZZ	2520-00-880-4371	11594584	19207	PIN, ARTICULATION: JOINT	EA	2
160	16	XAFZZ		11594584.1	19207	PIN: YOKE	EA	2
160	17	PAOZZ	4730-00-050-4208	MS15003-1	96906	FITTING, LUBRICATION: S, 1/8 NPTF, 11/16 IN. LG	EA	2
160	18	PAOZZ	5305.00-267-9692	MS90726-25	96906	SCREW, CAP, HEXAGON HEAD: 1/4-28 UNF-2A	EA	2
160	19	PAOZZ	5310.00-877-5796	MS21044N4	96906	NUT, SELF-LOCKING, HEXAGON: 1/4-28 UNF-3B	EA	2

30-22

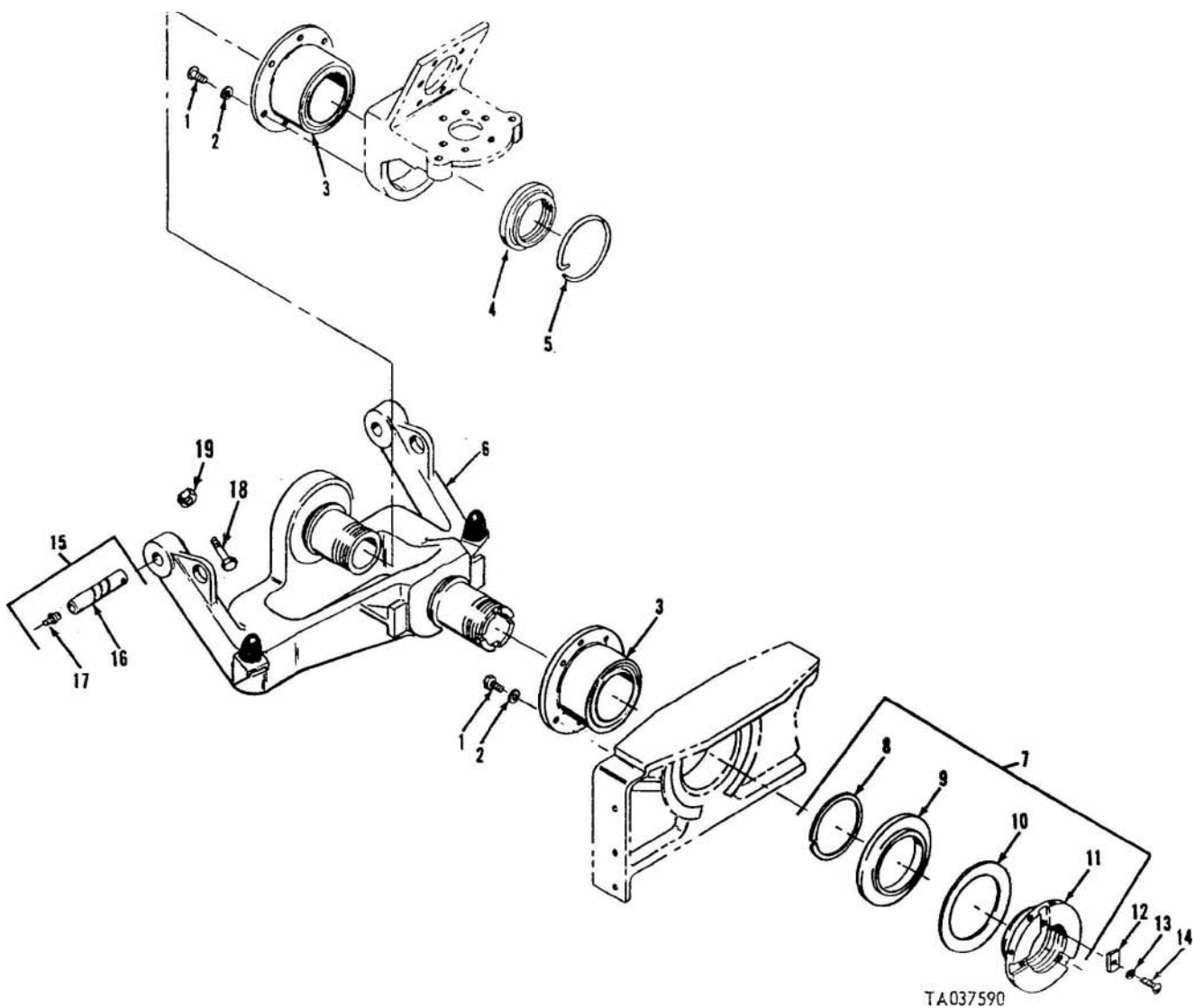


Figure 160. Articulation yoke assembly.

(1) Illustration		(2)	(3)	(4)	(5)	(6)	(7)	(8)
(a) Fig. No.	(b) Item No.	SMR code	National stock No.	Part No.	FSCM	Description Usable On Code	U M	Qty inc in unit
161	1	PAOZZ	5310-00-975-2075	MS35691-21	96906	1503 BUMPER AND RELATED PARTS		
161	2	PAOZZ	5310-00-637-9541	MS35338-46	96906	NUT , PLAIN, HEXAGON: S, CD PLTD, 3/8-24 UNF-2H	BC	EA 2
161	3	XBOZZ		11594690	19207	WASHER, LOCK: S, CD PLTD, 3/8 IN. DIA	BC	EA 2
161	4	PAOZZ	5310-00-877-5796	MS21044N4	96906	BRACKET:	BC	EA 2
						NUT, SELF-LOCKING, HEXAGON: S, CD PLTD,	BC	EA 4
						1/4-28 UNF-3B		
161	5	PAOZZ	5365-00-412-9194	11660044	19207	SPACE, SLEEVE:	BC	EA 2
161	6	PAOZZ	5310-00-809-4061	MS27183-15	96906	WASHER, FLAT: S, CD PLTD, 0.0438 IN. ID, 1 IN.	BC	EA 2
						OD, 0.083 IN. THK		
161	7	PAOZZ	5305.00-782-8266	MS35207-317	96906	SCREW, MACHINE: S, CD PLTD, 3/8-24 UNF-2A,	BC	EA 2
						2 1/4 IN. LG		
161	8	PAOZZ	5305.00-068-0507	MS90726-7	96906	SCREW, CAP, HEXAGON HEAD: S, CD PLTD, 1/4-28 UNF-2A, 7/8 IN. LG	BC	EA 4

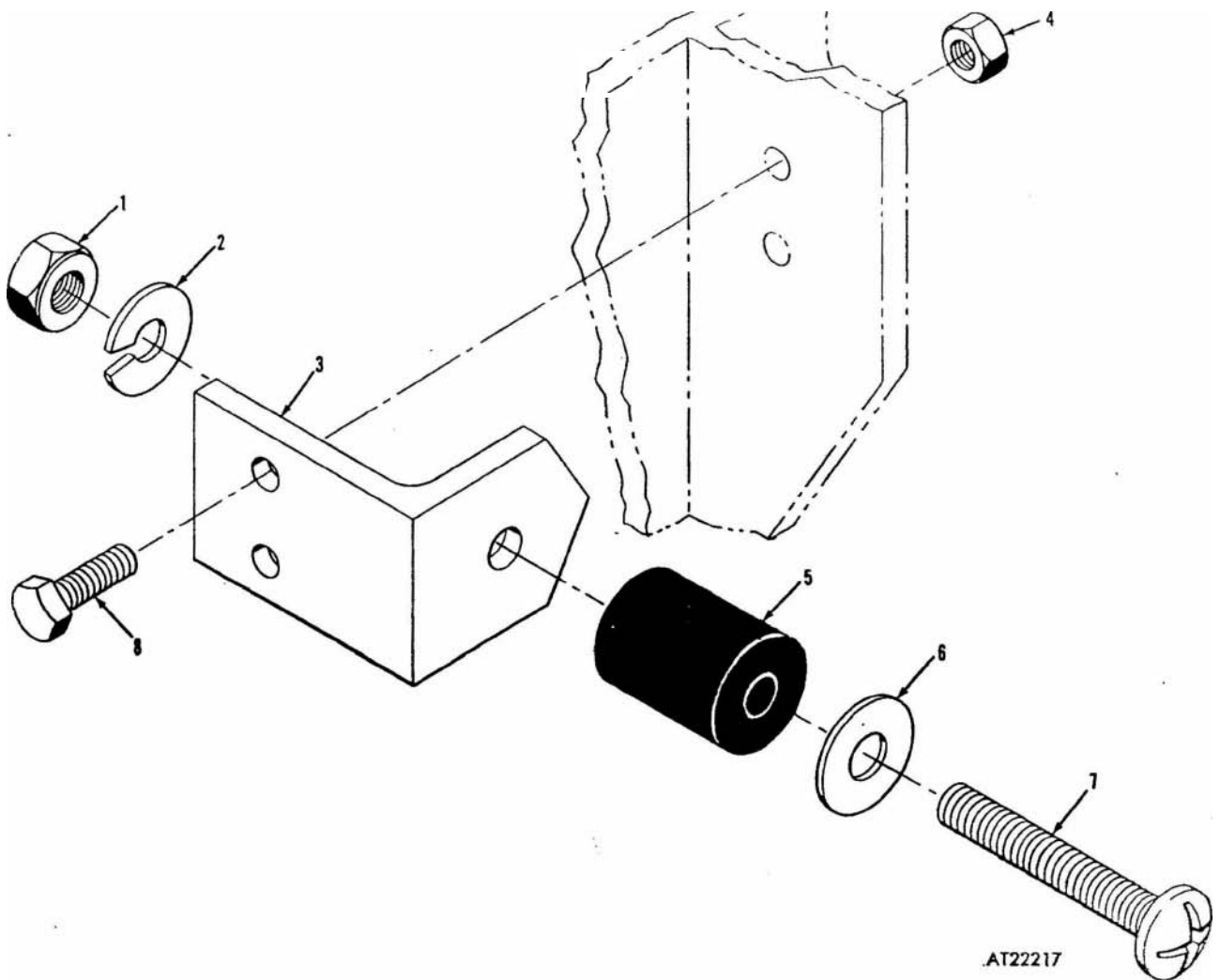
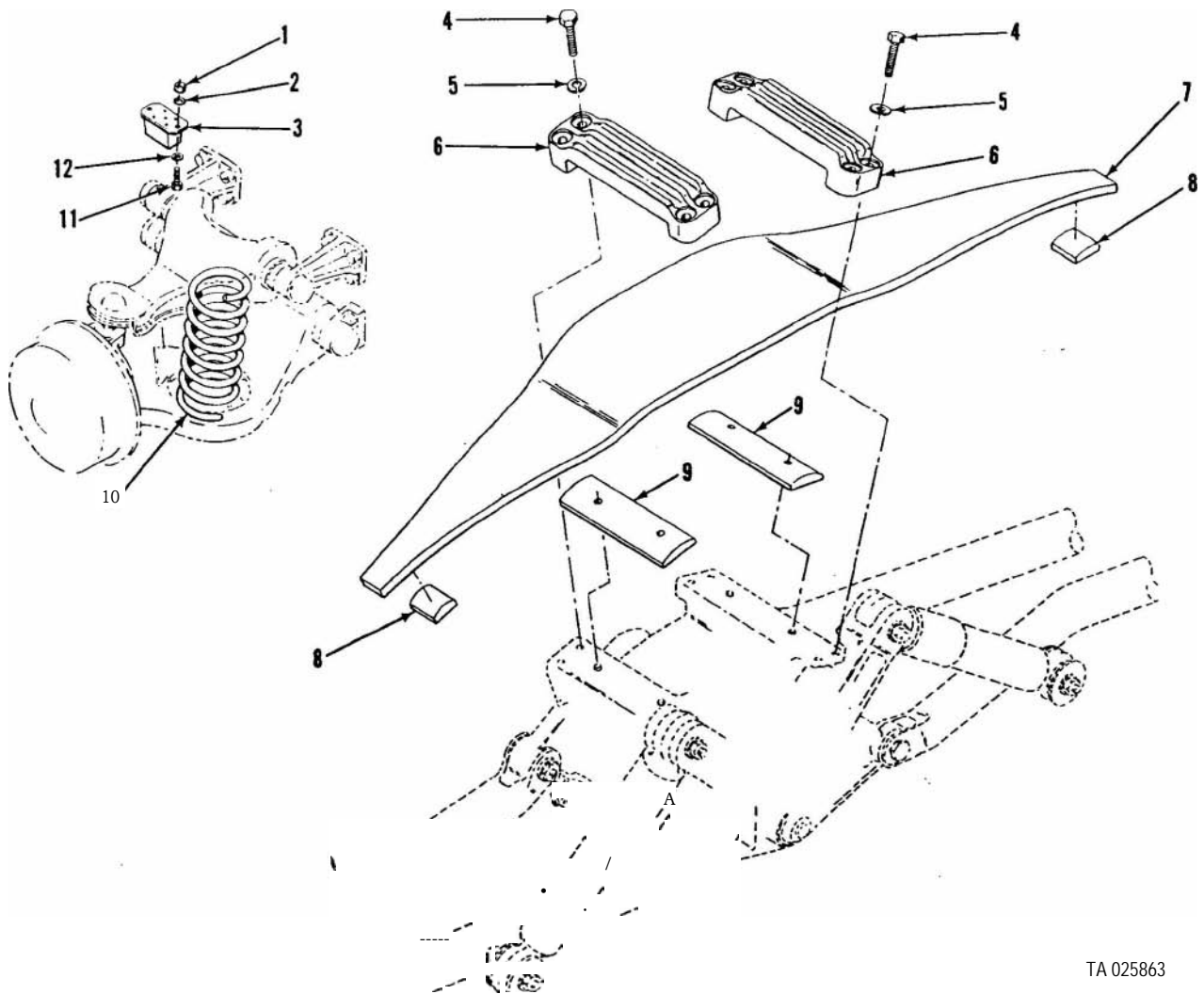


Figure 161. Bumper and related parts.

(1) illustration		(2)	(3)	(4)	(5)	(6)	(7)	(8)
(a) Fig. No.	(b) Rem. No.	SMR code	National stock No.	Part No.	FSCM	Description Usable On Code	U / M	Qty. inc. in unit
						GROUP: 16 SPRINGS AND SHOCK ABSORBERS 1601 SPRINGS		
162	1	PAOZZ	5310-00-905-4600	MS51968 6	96906	NUT, PLAIN, HEXAGON: S, CD PLTD, 5/16-24 UNF-2B	EA	4
162	2	PAOZZ	5310.00-081-4219	MS27183-12	96906	WASHER, FLAT: S, CD PLTD, 0.344 IN. ID, 0.688 IN. OD, 0.065 IN. THK	EA	4
162	3	PAOZZ	5340-00-808-7648	11595740	19207	MOUNT, RESILIENT:	EA	2
162	4	PAOZZ	5305-00-724.7224	MS90728-166	96906	SCREW, CAP, HEXAGON HEAD: S, CD PLTD, 5/8 11 UNC- 2B, 2.1/2 IN. LG	EA	8
162	5	PAOZZ	5310-00-045-5001	MS35340 50	96906	WASHER, LOCK: S, CD PLTD, 5/8 IN. DIA	EA	8
162	6	XBOZZ		11594607	19207	BRACKET: SUSPENSION	EA	2
162	7	PAOZZ	2510-00-080-7221	11594791	19207	SPRING, LEAF: CENTER SUSPENSION	EA	1
162	8	PAOZZ	2510.00-081-9508	11594503	19207	BLOCK, WEAR: LEAF SPRING, CENTER SUSPENSION	EA	2
162	9	PAOZZ	2510.00-081-5430	11594608	19207	PAD: LEAF SPRING, CENTER SUSPENSION	EA	2
162	10	PAOZZ	5360-00-081-5428	11594963	19207	SPRING HELICAL, COMPRESSION: SUSPENSION ASSEMBLY	EA	4
162	11	PAOZZ	5305.00-225-9091	MS90726-36	96906	SCREW, CAP, HEXAGON HEAD: S, CD PLTD, 5/16-24 UNF- 2A, 1-1/4 IN. LG	EA	4
162	12	PAOZZ	5310-00-407-9566	MS35338 45	96906	WASHER, LOCK: S, CD PLTD, 5/16 IN.	EA	4



TA 025863

Figure 162. Springs.

(1) Illustration		(2) SMR code	(3) National stock No.	(4) Part No.	(5) FSCM	(6) Description Usable On Code	(7) U / M	(8) Qty inc unit
(a) Fig. No.	(b) Item No.							
163	1	PAOZZ	5310-00-763-8901	MS51968 23	96906	1604 SHOCK ABSORBERS AND RELATED PARTS	EA	12
163	2	PAOZZ	5310-00-809-8533	MS27183 23	96906	NUT, PLAIN, HEXAGON: S, CD PLTD, 3/4-16, UNF-2H	EA	16
163	3	PAOZZ	5306-00-167.6880	11660138	19207	WASHER, FLAT: S, CD PLTD, 0.812 IN. ID, 1.469 IN. OD, 0.134 IN. THK	EA	4
163	4	PAOZZ	5307-00-792.3083	11595805	19207	SCREW, CAP, HEXAGON HEAD: S, CD PLTD, 3/4-16 UNF., 2A, 7-1/4 IN. LG	EA	4
163	5	PAOZZ	2540.00-168-9937	11660224	19207	STUD, PLAIN: SHOCK ABSORBER: TRACTOR FRONT AND CARRIER	EA	4

TM 9-2320-242-34P

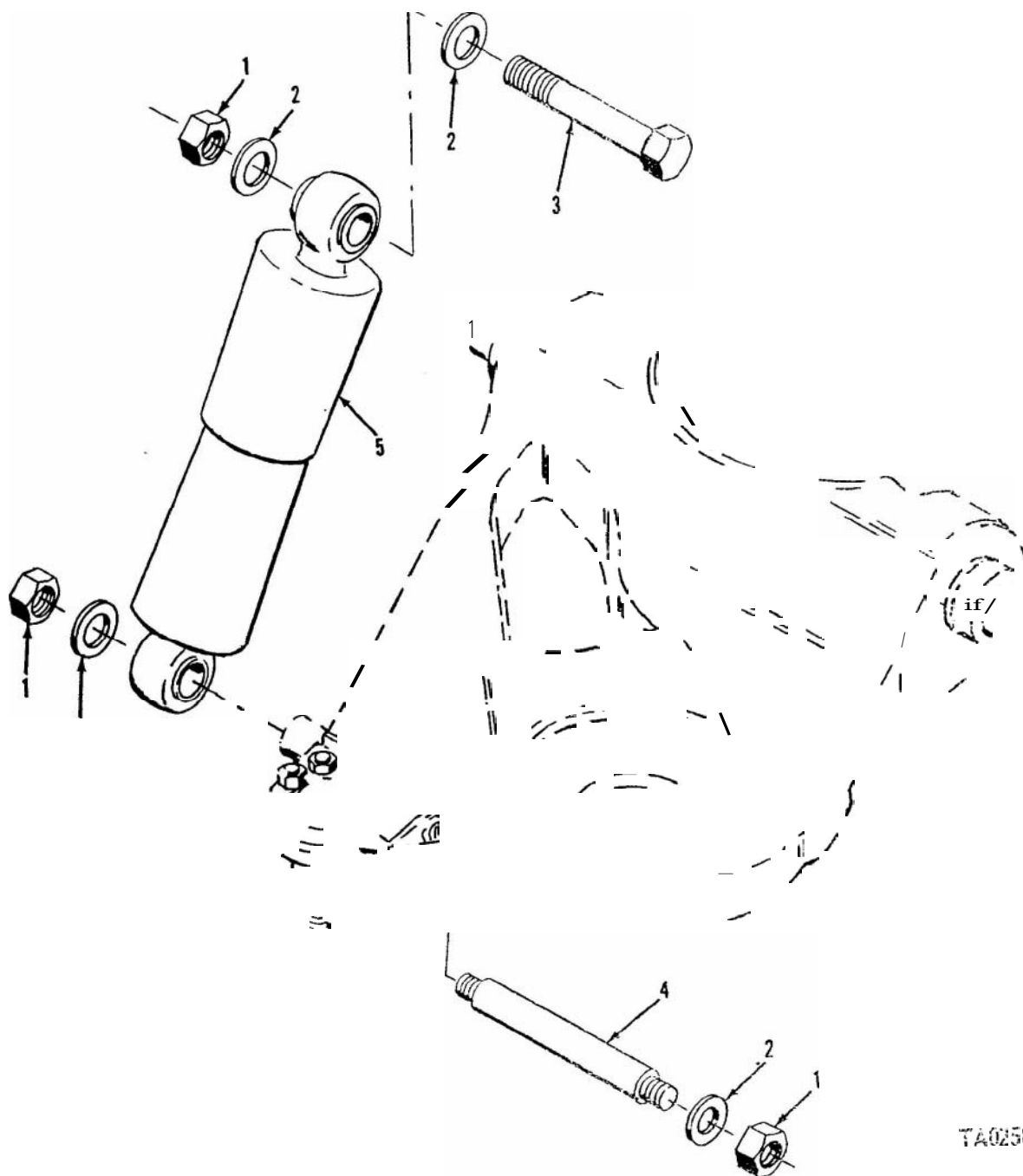
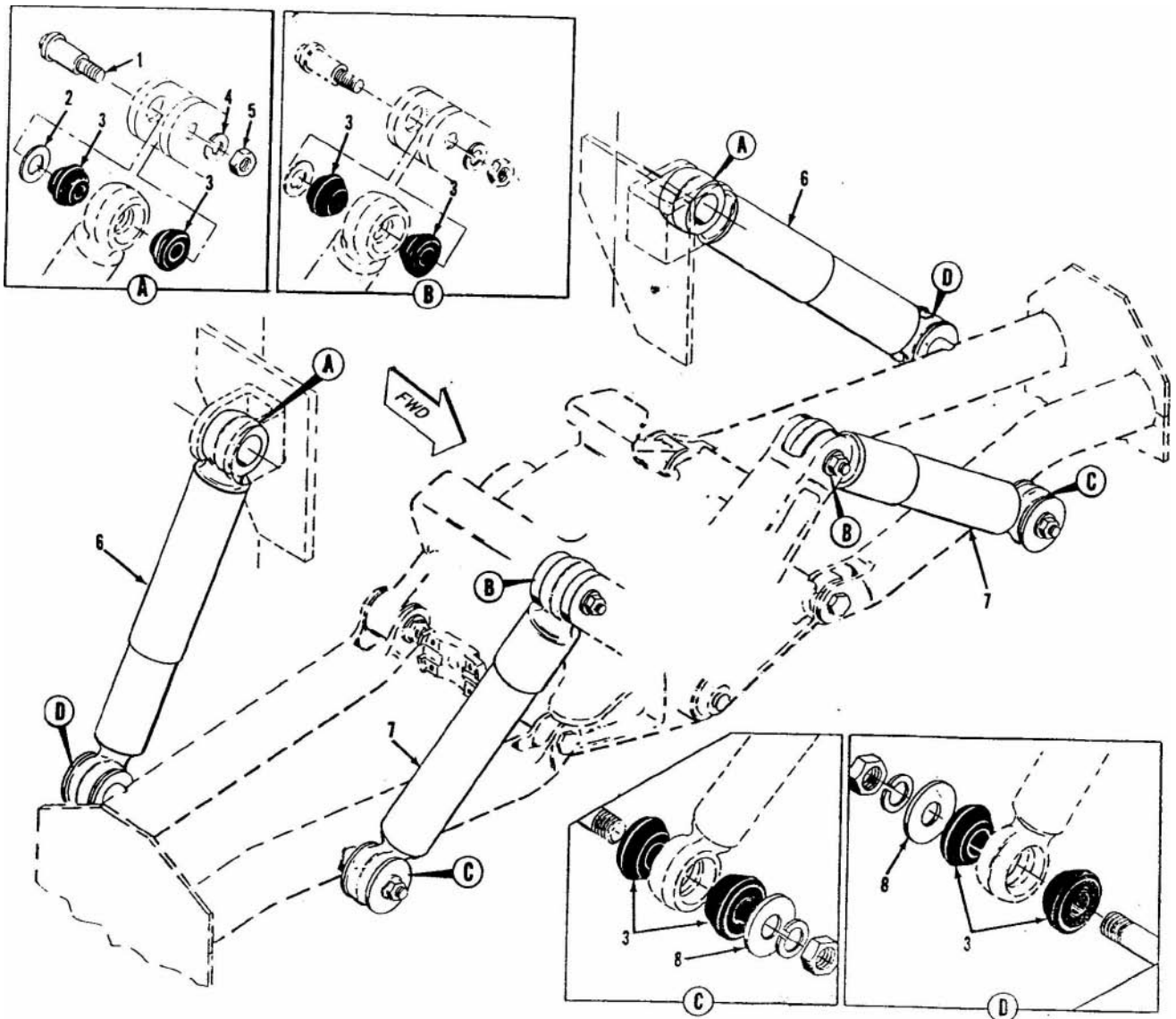


Figure 163. Shock absorbers and related parts.

TA0258 64

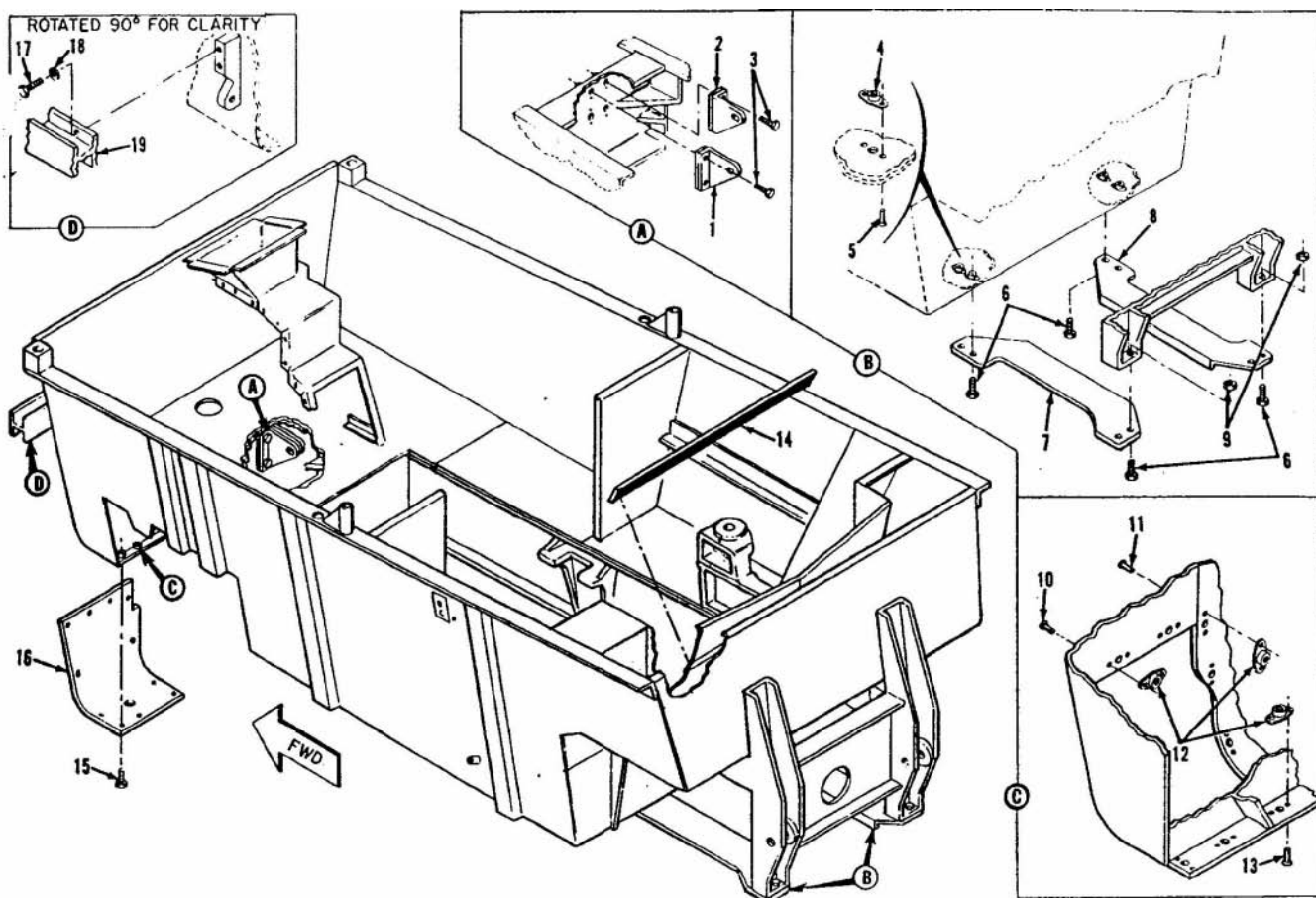
(1) Illustration		(2)	(3)	(4)	(5)	(6)	(7)	(8)
(a) Fig. No.	(b) Item No.	SMR code	National stock No.	Part No.	FSCM	Description Usable On Code	U M	Qty inc unit
						1604 CENTER SUSPENSION SHOCK ABSORBERS AND RELATED PARTS		
164	1	PAOZZ	5315-00-998-5087	11594490	19207	PIN , SHOULDER, HEADED:	EA	2
164	2	PAOZZ	5310-00-082-1683	11594509	19207	WASHER, FLAT:	EA	2
164	3	PAOZZ	4730-00-081-5100	10947341	19207	BUSHING, TUBE FITTING:	EA	16
164	4	PAOZZ	5310.00-820-6653	MS35338-50	96906	WASHER, LOCK: S, CD PLTD, 5/8 IN. DIA	EA	2
164	5	PAOZZ	5310-00-851.2677	MS35691-49	96906	NUT, PLAIN, HEXAGON: S, CD PLTD, 5/8-11 UNC-2B	EA	2
164	6	PAOZZ	2540.00-081-5464	10924780	19207	SHOCK ABSORBER, DIRECT ACTION:	EA	2
164	7	PAOZZ	2540.00-080-7150	10924769	19207	SHOCK ABSORBER, DIRECT ACTION:	EA	2
164	8	PAOZZ	5310-00-521-4890	11594593-2	19207	WASHER, FLAT:	EA	4



TA 025865

Figure 164. Center suspension shock absorbers and related parts.

(1) Illustration		(2)	(3)	(4)	(5)	(6)	(7)	(8)
(a) Fig. No.	(b) Item No.	SMR code	National stock No.	Part No.	FSCM	Description Usable On Code	U / M	Qty. in unit
						GROUP: 18 BODY CAB AND HOOD 1801 BODY CAB AND HOOD-TRACTOR BODY		
165	1	XBFZZ		11594657-1	19207	BRACKET: LEFT	EA	1
165	2	XBFZZ		11594657-2	19207	BRACKET: RIGHT	EA	1
165	3	PAFZZ	5305-00-719-5235	MS90727-114	96906	SCREW, CAP , HEXAGON HEAD: S, CD PLTD, 1/2-20 UNF. 2A, 1-3/4 IN. LG	EA	4
165	4	PAFZZ	5310-00-728-6363	MS21078-8	96906	NUT, SELF-LOCKING: S, CD PLTD, 1/2-20 UNJF-3B	EA	4
165	5	PAFZZ	5320-00-117-6888	MS20426AD5-12	96906	RIVET, SOLID: AL ALLOY, 5/32 IN. DIA, 3/4 IN. LG	EA	8
165	6	PAFZZ	5305-00-725-0154	MS90727-112	96906	SCREW , CAP, HEXAGON HEAD: S, CD PLTD, 1/2-20 UNF. 2A, 1-3/8 IN. LG	EA	8
165	7	XBFZZ		11594377.1	19207	PLATE: LEFT	EA	1
165	8	XBFZZ		11594377.2	19207	PLATE: RIGHT	EA	1
165	9	PAFZZ	5310-00-062-4954	MS21045-8	96906	NUT, SELF-LOCKING, HEXAGON: S, CD PLTD . 1/2-20 UNF. 3B	EA	4
165	10	PAFZZ	5320-00-584-0672	MS20426AD3-6	96906	RIVET, SOLID: AL ALLOY, 3/32 IN. DIA, 3/8 IN. LG	EA	10
165	11	PAFZZ	5320-00417-6941	MS20426AD3-7	96906	RIVET, SOLID: AL ALLOY, 3/32 IN. DIA, 7/16 IN. LG	EA	6
165	12	PAFZZ	5310-00-777-5793	MS21059L4	96906	NUT, SELF-LOCKING: S, CD PLTD, 1/4 28 UNJF-3B	EA	11
165	13	PAFZZ	5320-00-117-6942	MS20426AD3-8	96906	RIVET, SOLID: AL ALLOY, 3/32 IN. DIA, 1/2 IN. LG	EA	6
165	14	XDFZZ		11595085	19207	SEAL:	EA	1
165	15	PAOZZ	5305-00-068-0515	MS90727-8	96906	SCREW, CAP, HEXAGON HEAD: S, CD PLTD, 1/4-28 UNF. 2A, 1 IN. LG	EA	11
165	16	XBOZZ		11594789	19207	PANEL:	EA	1
165	17	PAOZZ	5305-00-044-4153	MS90725-109	96906	SCREW, CAP , HEXAGON HEAD: S, CD PLTD, 1/2-13 UNC- 2A, 1 IN, LG	EA	4
165	18	PAOZZ	5310-00-584-5272	MS3533E-48	96906	WASHER, LOCK: S, CD PLTD, 1/2 IN. DIA	EA	4
165	19	XBOZZ		11594461	19207	BUMPER:	EA	1



TA025866

Figure 165. Tractor body.

(1) Illustration		(2)	(3)	(4)	(5)	(6)	(7)	(8)
(a) Fig. No.	(b) Item No.	SMR code	National stock No.	Part No.	FSCM	Description Usable On Code	U M	Qty inc. in unit
						1801 TRACTOR BODY ASSEMBLY		
166	1	PAOZZ	5305-00.993-1848	MS35207-265	96906	SCREW, MACHINE: S, CD PLTD, 10-32 UNF-2A, 3/4 IN. LG	EA	18
166	2	XBOZ		11594841	19207	COVER, ACCESS:	EA	1
166	3	PAFZZ	5320-00-117-6955	MS20426AD4 10	96906	RIVET, SOLID: AL ALLOY, 1/8 IN. DIA, 5/8 IN. LG	EA	8
166	4	XDFZZ		7040885	19207	RECEPTACLE, FASTENER, STUD:	EA	4
166	5	XBFZZ		00221-0062	93568	PLUG, BUTTON:	EA	4
166	6	PAFZZ	5310-00-777-5769	MS21059-4	96906	NUT, SELF-LOCKING: S, CD PLTD, 1/4 28 UNJF-3B	EA	18
166	7	PAFZZ	5320-00-117-6938	MS20426AD3-4	96906	RIVET, SOLID: AL ALLOY, 3/32 IN. DIA, 1/4 IN. LG	EA	44
166	8	PAOZZ	5305-00-068.0483	MS35219-52	96906	SCREW, MACHINE: AL ALLOY, ANODIZED, 10-32 UNF-2A, 5/16 IN. LG	EA	6
166	9	PAOZZ	4010-00-957-5236	8023749	19207	CHAIN ASSEMBLY, SINGLE LEG: PLUG, ACCESS	EA	3
166	10	PAOZZ	5330-00-203-1094	MS35769-92	96906	GASKET: 4 IN. ID, 4 1/4 IN. OD 3/32 IN, THK	EA	3
166	11	PAOZZ	2510-00-081-5443	11694613	19207	PLUG: PANEL ACCESS	EA	3
166	12	PAOZZ	5330-00-081-9521	11594514	1920	GASKET: PANEL ACCESS	EA	1
166	13	XBOZZ		11594515	19207	COVER:	EA	1
166	14	PAOZZ	5305-00-068.0506	SM90726 E	96906	SCREW, CAP, HEXAGON HEAD: S, CD PLTD, 1/4-28 UNF-2A, 3/4 IN. LG	EA	18
166	15	PAFZZ	5310-00-162-4076	8741247-11	19207	NUT, PLAIN, BLIND RIVET:	EA	2
166	16	PAFZZ	5305-00.269-3212	MS90725 61	96906	SCREW, CAP, HEXAGON HEAD: S, CD PLTD, 3/8-16 UNC. 2A, 1-1/4 IN. LG	EA	2
166	17	PAFZZ	5310-00-777-5791	MS21059L3	96906	NUT, SELF-LOCKING: S, CD PLTD, 10-32 UNJF-3B, 0.948 IN. LG, 0.416 IN. W	EA	18
166	18	PAFZZ	5320-00-117-6943	MS20426AD3-9	96906	RIVET, SOLID: AL ALLOY, 3/32 IN. DIA, 9/16 IN. LG	EA	14
166	19	PAFZZ	5320-00-584-0672	MS20426AD3 E	96906	RIVET, SOLID: AL ALLOY, 3/32 IN. DIA, 3/8 IN. LG	EA	14

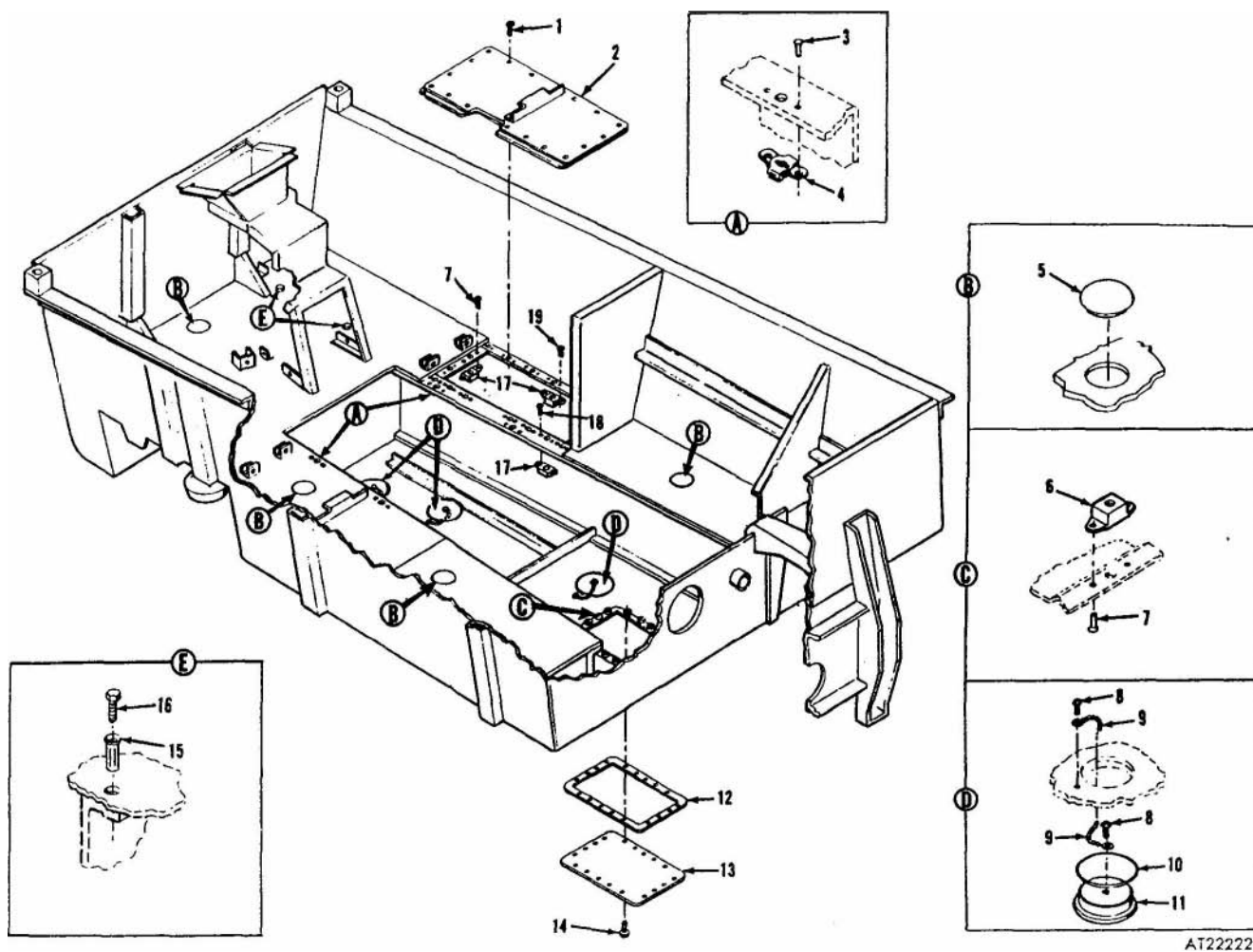
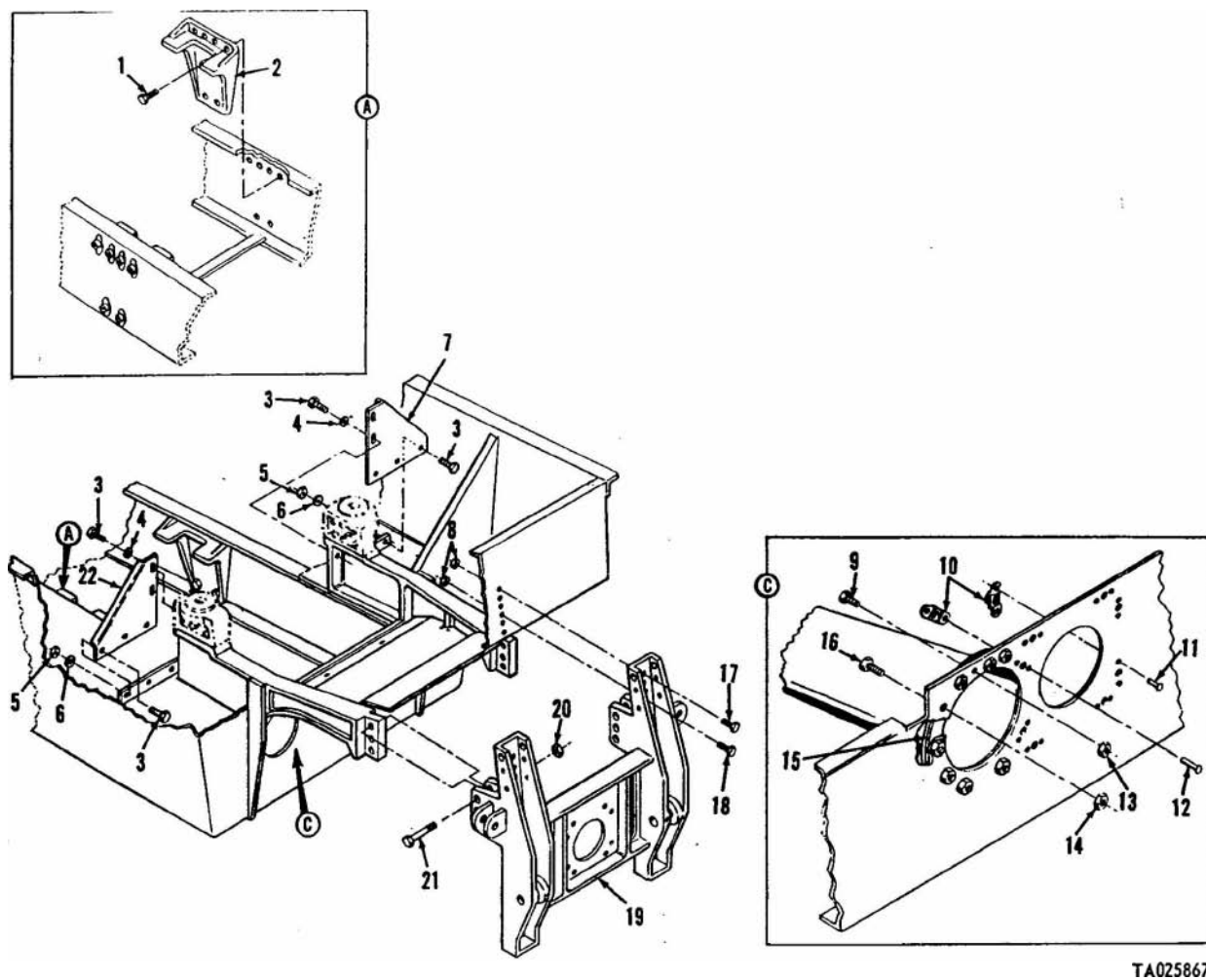


Figure 166. Tractor body covers and plugs.

(1) Illustration		(2)	(3)	(4)	(5)	(6)	(7)	(8)
(a) Fig. No.	(b) Item No.	SMR code	National stock No.	Part No.	FSCM	Description Usable On Code	U / M	Qty inc. in unit
						1801 TRACTOR BODY AND FRAME ASSEMBLY		
167	1	PAFZZ	5305.00-269-3240	MS90727-64	96906	SCREW, CAP, HEXAGON HEAD: S, CD PLTD, 3/B-24 UNF.	EA	12
167	2	XBFZZ		11594778	19207	BRACKET:	EA	2
167	3	PAFZZ	5305.00-269-3237	MS90727-61	96906	SCREW, CAP, HEXAGON HEAD: S, CD PLTD, 3/8-24 UNF.	EA	10
167	4	PAFZZ	5310-00-953-8628	MS45904-77	96906	2A, 1-1/8 IN. LG	EA	4
167	5	PAFZZ	5310-00-810-1786	MS21042-6	96906	WASHER, LOCK: S, CD PLTD, 3/8 IN. DIA	EA	6
167	6	PAFZZ	5310.00-080-6004	MS27183-14	96906	NUT, SELF-LOCKING, EXTENDED WASHER HEXAGON: S, CD PLTD, 3/8-24 UNJF-3B	EA	6
167	7	XBFZZ		11594859-2	19207	WASHER, FLAT: S, CD PLTD, 0.406 IN. ID, 0.812 OD, 0.065 IN. THK	EA	1
167	8	PAFZZ	5310-00.061-7325	MS21045-4	96906	SUPPORT: RIGHT	EA	10
167	9	PAHZZ	5305-00-068-0516	MS90727-9	96906	NUT, SELF-LOCKING HEXAGON: 1/4-28 UNF-3B	EA	4
167	10	PAFZZ	5310-00-208-4211	8030114	18876	SCREW, CAP, HEXAGON HEAD: S, CD PLTD, 1/4-28 UNF.	EA	8
167	11	PAFZZ	6320.00-619-4093	MS20426AD4-9	96906	2A, 1-1/8 IN. LG	EA	10
167	12	PAFZZ	5320.00-117-6956	MS20426AD4-12	96906	NUT, SELF-LOCKING PLATE:	EA	4
167	13	PAHZZ	5310-00-982-4988	MS21045C4	96906	RIVET, SOLID: AL ALLOY, 1/8 IN. DIA, 9/16 IN. LG	EA	4
167	14	PAHZZ	5310-00-857-5561	MS21045C7	96906	RIVET, SOLID: AL ALLOY, 1/8 IN. DIA, 3/4 IN. LG	EA	4
167	15	XDHZZ		11694489	19207	NUT, SELF-LOCKING, HEXAGON: CRES, 1/4-28 UNF-3B	EA	5
167	16	PAHZZ	5305-00-709-8516	MS90727-86	96906	NUT, PLAIN, HEXAGON: CRES 7/16-20 UNF-3B	EA	1
167	17	PAFZZ	5305.00-267-8972	MS90726-1	96906	GASKET:	EA	5
167	18	PAFZZ	5305.00-267-8975	MS90726-9	96906	SCREW, CAP, HEXAGON HEAD: S, CD PLTD, 7/16-20 UNF.	EA	6
167	19	XBFZZ		22529-4379	93668	2A, 1-1/8 IN. LG	EA	4
167	20	PAFZZ	5310-00-935-3569	MS51943-46	96906	SCREW, CAP HEXAGON HEAD: S, CD PLTD, 1/4-28 UNF-2A, 3/8 IN. LG	EA	4
167	21	PAFZZ	5305.00-127-7128	MS90727-198	96906	SCREW, CAP, HEXAGON HEAD: S, CD PLTD, 1/4-28 UNF-2A, 1-1/4 IN. LG	EA	1
167	22	XBFZZ		11594859.1	19207	COUPLER:	EA	6
						NUT, SELF-LOCKING, HEXAGON: S, CD PLTD, 3/4-16 UNF-3B	EA	6
						SCREW, CAP, HEXAGON HEAD S, CD PLTD, 3/4 UNF-2A, 4.3/4 IN. LG	EA	6
						SUPPORT: LEFT	EA	1

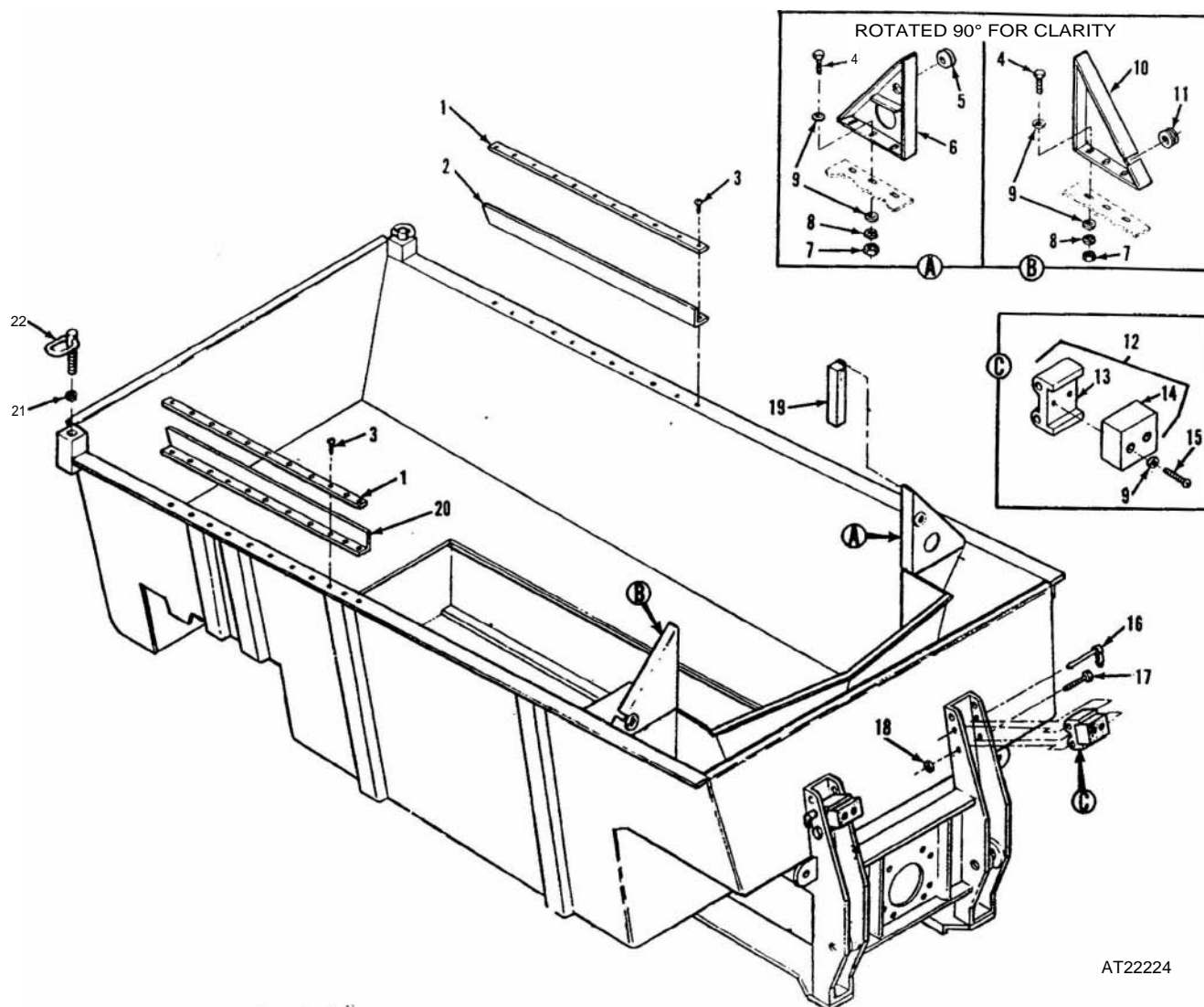
TM 9-2320-242-34P



TA025867

Figure 167. Tractor body and frame assembly.

(1) Illustration		(2)	(3)	(4)	(5)	(6)	(7)	(8)
(a) Fig. No.	(b) Item No.	SMR code	National stock No.	Part No.	FSCM	Description Usable On Code	U M	Qty. inc. in unit
						1801 TRACTOR BODY AND BUMPER ASSEMBLY		
168	1	XBOZZ		11595215	19207	CLAMP:	EA	2
168	2	PAOZZ	2540.00-081-5425	11595214-2	19207	GUARD, SPLASH, WHEEL: RIGHT	EA	1
168	3	PAOZZ	5305.00-132-1379	MS24625-32	96906	SCREW, TAPPING, THREAD CUTTING: S, CD PLTD, k8.18, 3/4 IN. LG	EA	22
168	4	PAOZZ	5305-00-068.0506	MS90726.6	96906	SCREW, CAP, HEXAGON HEAD: S. CD PLTD 1/4-28 UNF- 2A, 3/4 IN. LG	EA	6
168	5	PAOZZ	5325-00-276-6082	MS35489-43S	96906	GROMMET: RUBBER, 1/2 IN. ID, 11/16 IN. OD, 1/8 IN. GROOVE WIDTH	EA	1
168	6	XBOZZ		11694994	19207	SHROUD:	EA	1
168	7	PAOZZ	5310.00-768-0319	MS51968-2	96906	NUT, PLAIN, HEXAGON: S, CD PLTD, 1/4-28 UNF-2H	EA	6
168	8	PAOZZ	5310.00-682-5930	MS35340-44	96906	WASHER, LOCK: S, CD PLTD, 1/4 IN. DIA	EA	6
168	9	PAOZZ	5310.00-809-4058	MS27183-1C	96906	WASHER, FLAT: S, CD PLTD, 0.281 IN. ID, 0.625 IN. OD, 0.065 IN. THK	EA	16
168	10	XBOZZ		11595086	19207	SHROUD:	EA	1
168	11	PAOZZ	5325-00-276-6100	MS35489-14	96906	GROMMET: RUBBER, 1/2 IN. ID, 11/16 IN. OD 1/16 IN. GROOVE WIDTH	EA	1
168	12	XBOZZ		11594375	19207	BUMPER ASSEMBLY:	EA	2
168	13	XAOZZ		11594375-1	19207	BRACKET:	EA	2
168	14	XAOZZ		11594375.2	19207	BUMPER:	EA	2
168	15	PAOZZ	5305-00-088-8923	MS35207-285	96906	SCREW, MACHINE: S, CD PLTD 1/4-28 UNF-2A, 1-1/2 IN. LG	EA	4
168	16	PAOZZ	5340.00-998-8147	MS17986C639	96906	PIN, QUICK RELEASE: CRES, 3/8 IN. DIA, 3.900 IN. LG	EA	2
168	17	PAOZZ	5305.00-269-2820	MS90726-76	96906	SCREW, CAP, HEXAGON HEAD: S, CD PLTD, 3/8-24 UNF- 2A, 4-1/2 IN. LG	EA	2
168	18	PAOZZ	5310-00-950-0039	MS21044N6	96906	NUT, SELF-LOCKING, HEXAGON: S, CD PLTD, 3/8-24 UNF- 3B	EA	2
168	19	MOOZZ		11602020-13	19207	SEAL: FABRICATE FROM, RUBBER, CELLULAR: 7.30 IN, LG, NSN 5330-00-211 5403 (SEE GROUP 9501)	EA	1
168	20	PAOZZ	2540-00-080-7212	11595214-1	19207	GUARD, SPLASH, WHEEL: LEFT	EA	1
168	21	PAFZZ	5340.00-986-8677	10917082	19207	INSERT, SCREW THREAD: EYE BOLT	EA	2
168	22	PAOZZ	5306-00-142-3866	11588699	19207	BOLT, EYE:	EA	2

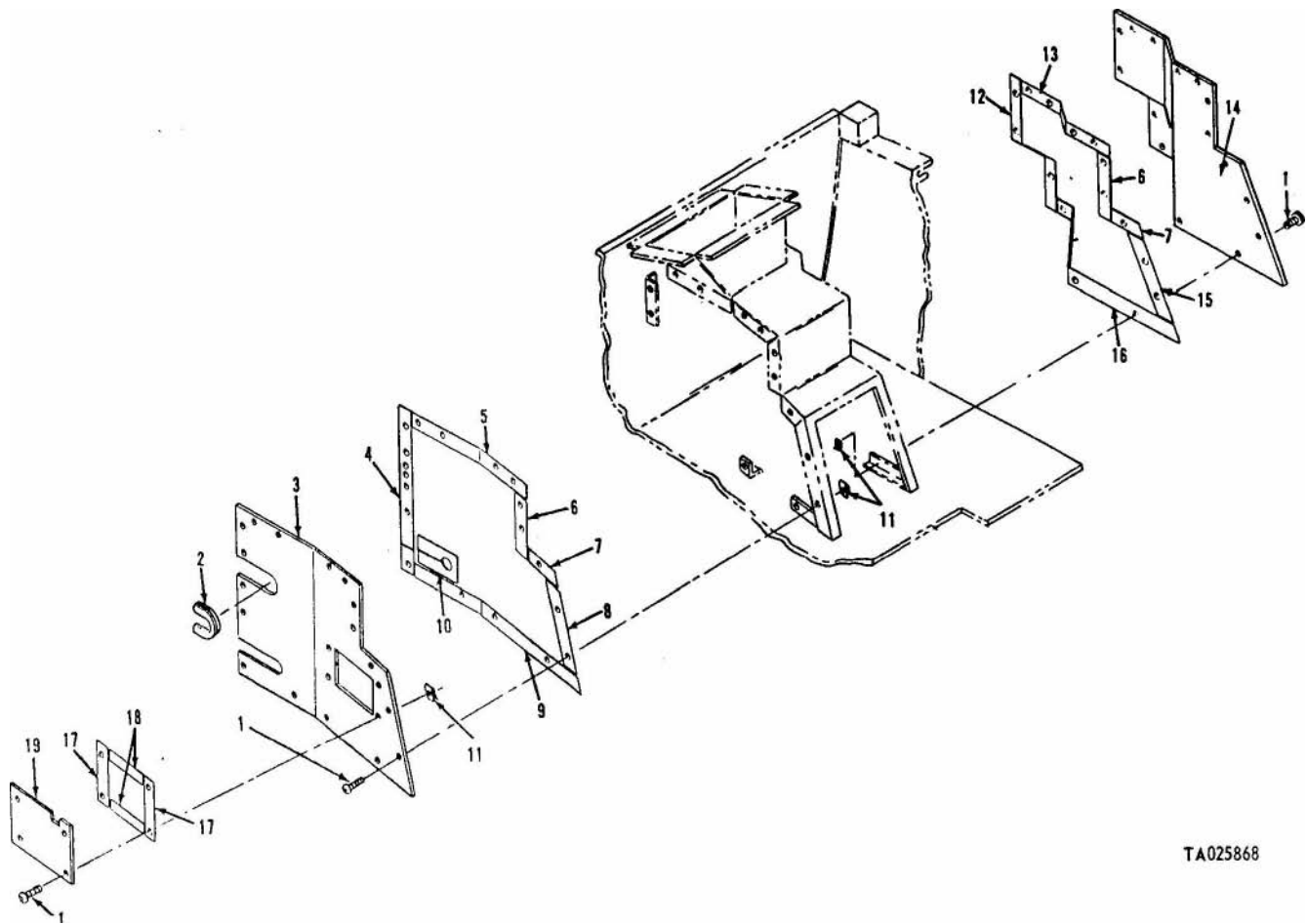


AT22224

Figure 168. Tractor body and bumper assembly.

(1) Illustration		(2)	(3)	(4)	(5)	(6)	(7)	(8)
(a) Fig No.	(c) Item No.	SMR code	NatioNalstock	Part No.	FSCM	Description Usable On Code	U ' M	Q'ty inc. in unit
169	1	PAOZZ	5305-00.965-7306	MS24621-56	96906	1801 PANEL ASSEMBLY SCREW, TAPPING, THREAD CUTTING: S. CD PLTD, 1/4-14, 5/8 IN. LG	EA	36
169	2	XDOZZ		11595755	19207	INSULATOR:	EA	1
169	3	XBOZZ		11595151.1	19207	PANEL:	EA	1
169	4	MOOZZ		11595204.5	19207	GASKET: FABRICATE FROM, RUBBER, CELLULAR: 16.82 IN. LG, 1.38 IN. W, 0.12 IN. THK , NSN 9320-00-264-9606 (SEE GROUP 9501)	EA	1
169	5	MOOZZ		11595204-4	19207	GASKET: FABRICATE FROM, RUBBER, CELLULAR: 15.01 IN. LG, 1.38 IN. W, 0.12 IN. THK , NSN 9320-00 264 9606 (SEE GROUP 9501)	EA	1
169	6	MOOZZ		11595204.2	19207	GASKET: FABRICATE FROM, RUBBER, CELLULAR: 6.25 IN. LG, 1.38 IN. W, 0.12 IN. THK , NSN 9320-00.264.9606 (SEE GROUP 9501)	EA	2
169	7	MOOZZ		11595205-1	19207	GASKET: FABRICATE FROM, RUBBER, CELLULAR: 5.48 IN. LG, 1.38 IN. W, 0.12 IN. THK , NSN 9320 00-264-9606 (SEE GROUP 9501)	EA	2
169	8	MOOZZ		11595206	19207	GASKET: FABRICATE FROM, RUBBER, CELLULAR: 9.12 IN. LG, 1.38 IN. W, 0.12 IN. THK , NSN 9320 00-264-9606 (SEE GROUP 9501)	EA	1
169	9	MOOZZ		11595205-3	19207	GASKET: FABRICATE FROM, RUBBER, CELLULAR: 21.10 IN. LG, 1.38 IN. W, 0.12 IN. THK , NSN 9320-99-264-96906 (SEE GROUP 9501)	EA	1
169	10	MOOZZ		11595207	19207	GASKET: FABRICATE FROM, RUBBER, CELLULAR: 4.20 IN. LG, 2.75 IN. W, 0.12 IN. THE , NSN 9320-00 264-9606 (SEE GROUP 9501)	EA	1
169	11	PAOZZ	5310-00-112-9357	MS90724-42	96906	NUT, SHEET SPRING: S, CD PLTD, 1/4 14, 1-3/16 IN. LG	EA	36
169	12	MOOZZ		11595204.3	19207	GASKET: FABRICATE FROM, RUBBER, CELLULAR: 20.5 I IN. LG, 1.38 IN. W, 0.12 IN. THK , NSN 9320-00-264-9606 (SEE , GROUP 9501)	EA	1
169	13	MOOZZ		11595204-1	19207	GASKET: FABRICATE FROM, RUBBER, CELLULAR: 20.94 IN. LG, 1.38 IN. W, 0.12 IN. THK , NSN 9320-00-264-9606 (SEE GROUP 9501)	EA	1
169	14	XBOZZ		11595159-1	19207	PANEL:	EA	1
169	15	MOOZZ		11595206-2	19207	GASKET: FABRICATE FROM, RUBBER, CELLULAR: 8.26 IN. LG, 1.38 IN. W, 0.12 IN. THK , NSN 9320-00-264-9606 (SEE GROUP 9501)	EA	1
169	16	MOOZZ		115952064	19207	GASKET: FABRICATE FROM, RUBBER, CELLULAR: 8.44 IN. LG, 1.38 IN. W, 0.12 IN. THK , NSN 9320-00-264-9606 (SEE GROUP 9501)	EA	1
169	17	MOOZZ		11505159-2	19207	GASKET: FABRICATE FROM, RUBBER, CELLULAR: 5.50 IN. LG, 0.75 IN. W, 0.125 IN. THK , NSN 9320.00-773-7632 (SEE GROUP 9501)	EA	2

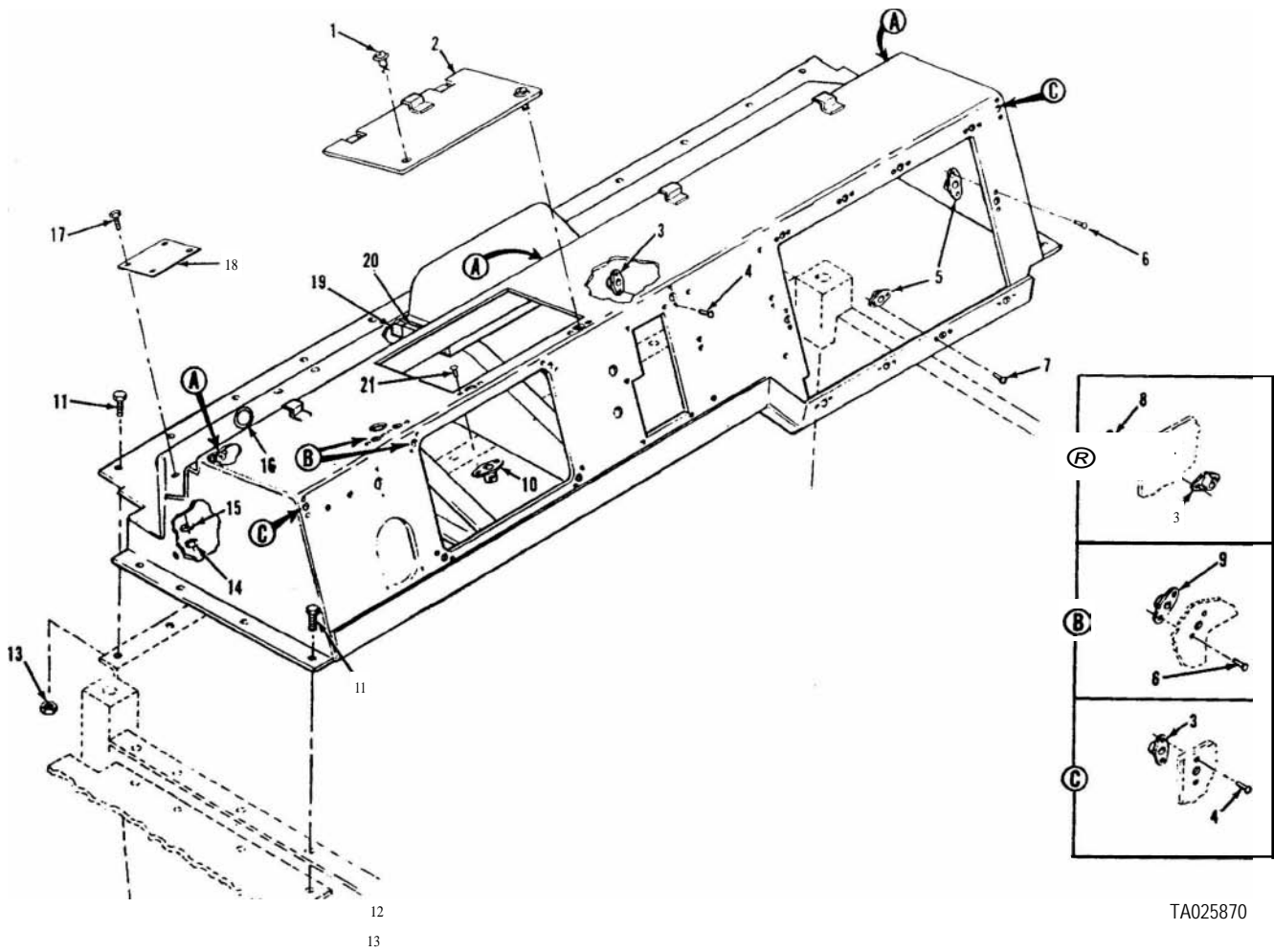
(1) illustration		(2)	(3)	(4)	(5)	(6)	(7)	(8)
(a) Fig. No.	(b) Item No.	SMR code	National stock No.	Part No.	FSCM	Description Usable On Code	U / M	Qty inc in unit
169	18	MOOZZ		11595152.3	19207	PANEL ASSEMBLY—Continued GASKET: FABRICATE FROM, RUBBER, CELLULAR: 8.38 IN. LG, 0.75 IN. W, 0.125 IN. THK, NSN 9320-00-773-7632 (SEE GROUP 9501) COVER:	EA	1
169	19	XBOZZ		11595152-1	19207		EA	



TA025868

Figure 169. Panel assembly.

(1) Illustration		(2)	(3)	(4)	(5)	(6)	(7)	(8)
(a) Fig. No.	(b) Item No.	SMR code	National stock No.	Part No.	FSCM	Description Usable On Code	U / M	Qty. inc in unit
170	1	PAOZZ	5325-00-282-0624	849450	10001	1801 COWL ASSEMBLY	EA	2
170	2	XBOZZ		11595016	19207	STUD ASSEMBLY, TURNLOCK FASTENER:	EA	1
170	3	PAFZZ	5310-00-777-6253	MS21075-5	96906	COVER:	EA	6
170	4	PAFZZ	5320-00-727-8418	MS20426D4-7	96906	NUT, SELF-LOCKING, PLATE: S, CD PLTD, 5/16-24 UNJF-3B, 1.010 IN. LG, 0.581 IN. W	EA	12
170	5	PAFZZ	5310-00-778-2655	MS21059-3	96906	RIVET, SOLID: AL ALLOY, 1/8 IN. DIA, 7/16 IN. LG	EA	10
170	6	PAFZZ	5320-00-117-6394	MS20426D3-4	96906	NUT, SELF-LOCKING, PLATE: S, CD PLTD, 0.1900 32 UNJF-3B 0.948 IN. LG, 0.416 IN. W	EA	24
170	7	PAFZZ	5320-00-117-6394	MS20426D3-6	96906	RIVET, SOLID: AL ALLOY, 3/32 IN. DIA, 1/4 IN. LG	EA	8
170	8	PAFZZ	5320-00-117-7296	MS20426D4-8	96906	RIVET, SOLID: AL ALLOY, 3/32 IN. DIA, 3/8 IN. LG	EA	6
170	9	PAFZZ	5310-00-777-5769	MS21059-4	96906	RIVET, SOLID: AL ALLOY, 1/8 IN. DIA, 1/2 IN. LG	EA	6
170	10	PAFZZ	5325-00-505-4798	57A5A1-1	10001	NUT, SELF-LOCKING, PLATE: S, CD PLTD, 1/4 28 UNJF-3B, 1.292 IN. LG, 0.516 IN. W	EA	2
170	11	PAFZZ	5306-00-226-9088	MS90726-33	96906	RECEPTACLE, TURNLOCK FASTENER:	EA	19
170	12	PAFZZ	5310-00-081-4219	MS27183-12	96906	SCREW, CAP, HEXAGON HEAD: S; CD PLTD, 5/16-24 UNF-2A, 7/8 IN. LG	EA	8
170	13	PAFZZ	5310-00-088-0553	MS21044N5	96906	WASHER, FLAT: S, CD PLTD, 0.344 IN. ID, 0.688 IN. OD, 0.065 IN. THK	EA	11
170	14	PAFZZ	5310-00-913-7020	MS51968-3	96906	NUT, SELF-LOCKING, HEXAGON: S, CD PLTD, 5/16-24 UNF-3B	EA	4
170	15	PAFZZ	5310-00-809-3078	MS27183-11	96906	NUT, PLAIN, HEXAGON: S, CD PLTD, 1/4 28 UNF-2B	EA	4
170	16	PAFZZ	5325-00-838-6189	MS35490-5	96906	WASHER, FLAT: S, CD PLTD, 0.312 IN. ID, 0.734 IN. OD, 0.065 IN. THK	EA	1
170	17	PAFZZ	5305-00-068-0505	MS90726-5	96906	GROMMET, RUBBER: 7/8 IN. OD, 3/16 IN. HOLE DIA, 5/8 IN. GROOVE DIA, 1/16 IN. GROOVE BLACKOUT LIGHT COWL	EA	4
170	18	XBFZZ		11594765	19207	SCREW, CAP, HEXAGON HEAD: S, CD PLTD, 1/4.28 UNF-2A, 5/8 IN. LG	EA	1
170	19	MFFZZ		1159147-2	19207	PLATE:	EA	2
170	20	MFFZZ		11595147.1	19207	GASKET: FABRICATE FROM, RUBBER, CELLULAR: 13 IN. LG, 0.75 IN. W, 0.75 IN. THK, NSN 9320-00-816-8095	EA	2
170	21	PAFZZ	5320-00-685-0516	MS20426D3-5	96906	GASKET: FABRICATE FROM, RUBBER, CELLULAR: 6.80 IN. LG, 0.75 IN. W, 0.75 THK, NSN 9320-00-816-8095	EA	4
						RIVET, SOLID: AL ALLOY, 3/32 IN. DIA, 5/16 IN. LO		

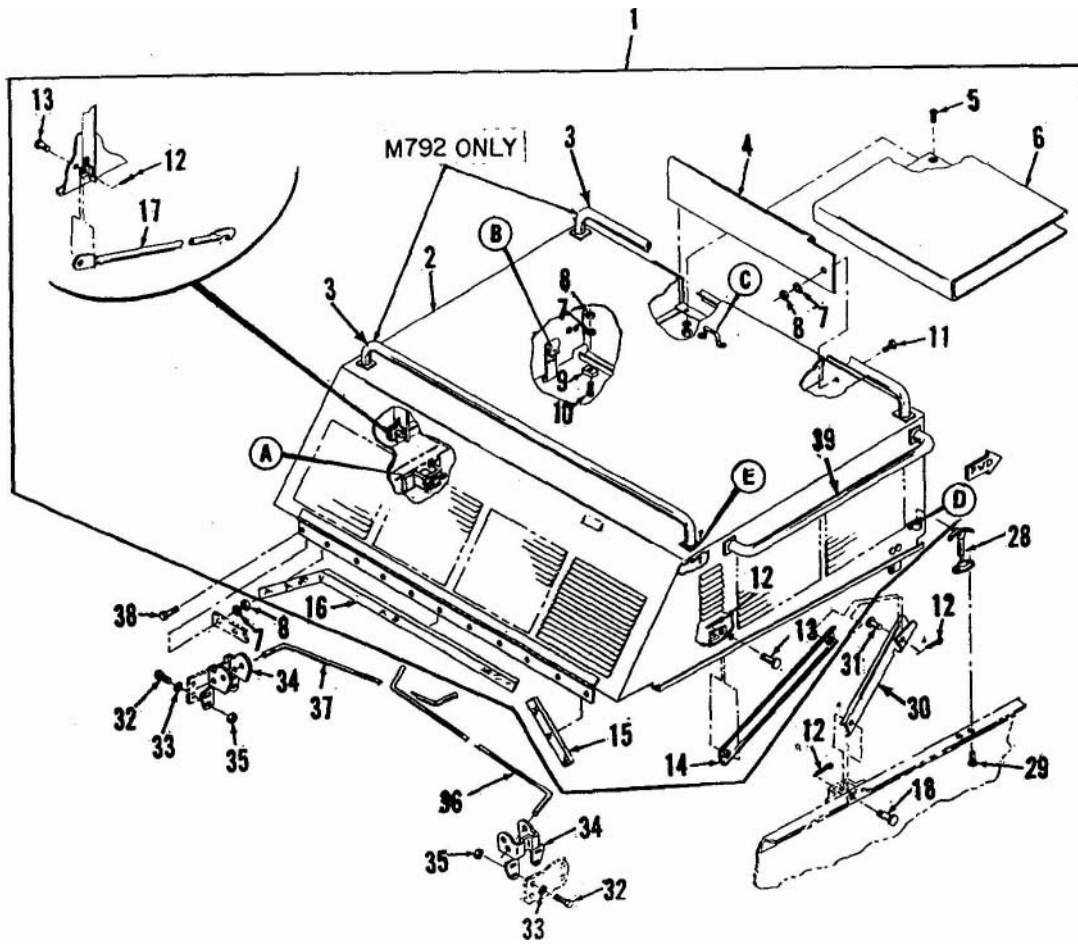


TA025870

Figure 170. Cowl assembly.

(1) Illustration		(2)	(3)	(4)	(5)	(6)	(7)	(8)
(a) Fig. No.	(b) Item No.	SMR code	National stock No	Part No.	FSCM	Description Usable On Code	U / M	Qty. inc. in unit
						1801 ENGINE COVER ASSEMBLY		
171	1	XBOFF		1165177	19207	ENGINE COVER ASSEMBLY: BC	EA	1
171	1	XBOFF		11656175	19207	ENGINE COVER ASSEMBLY: BA	EA	1
171	2	XDFFH		11660017	19207	COVER ASSEMBLY: BC	EA	1
171	2	XDFZZ		11594414	19207	COVER ASSEMBLY: BA	EA	1
171	3	XDFZZ		11656180	19207	HANDLE: BC	EA	2
171	4	XDOZZ		11594694	19207	PLATE, RETAINER: WINDSHIELD RACK	EA	1
171	5	PAOZZ	5305-00-044-4167	MS24693S295	96906	SCREW, MACHINE: 1/4-28 UNF-2A, 5/8 IN. LG	EA	5
171	6	PAOZZ	2510.00-571-7040	11660370	19207	CANOPY: CAB TOP	EA	1
171	7	PAOZZ	5310-00-809-4058	MS27183-10	96906	WASHER, FLAT: 0.281 ID, 0.625 IN. OD, 0.065 IN THK	EA	19
171	8	PAOZZ	5310-00.877-5796	MS21044N4	96906	NUT, SELF-LOCKING, HEXAGON: 1/4-28 UNF-3B	EA	19
171	9	XDOZZ		1165176	19207	PAD, BUMPER:	EA	2
171	10	PAOZZ	5305-00-043-267E	MS24693S298	96906	SCREW, MACHINE: 1/4.28 UNF-2A, 7/8 IN. LG	EA	2
171	11	PAOZZ	5305.00-068-0504	MS90726-3	96906	SCREW, CAP, HEXAGON HEAD: 1/4-28 UNF-2A, 1/2 IN. LG	EA	1
171	12	PAOZZ	5315-00-842-3044	MS24665-283	96906	PIN, COTTER: 3/32 IN. DIA, 3/4 IN. LG, UPPER ARM (1), LOWER ARM (1), ROD SUPPORT (1), COVER TO ROD AND FRAME (2)	EA	5
171	13	PAOZZ	5315-00-081-7033	MS20392-5C27	96906	PIN, STRAIGHT, HEADED: 1/8 IN. DIA, 1.094 IN. LG	EA	2
171	14	PAOZZ	2510-00-168-2655	11595484	19207	ARM: COVER, ENGINE ACCESS	EA	1
171	15	MFOZZ		11656233-2	19207	SEAL: FABRICATE FROM RUBBER, SPECIAL SHAPED, 33.00 IN. LG, 1.25 IN. W, 0.81 IN. THK NSN 9320-00-409-6679 (SEE GROUP 9501)	EA	1
171	16	MFOZZ		11656233-1	19207	SEAL: FABRICATE FROM RUBBER, SPECIAL SHAPED 14.00 IN. LG, 1.25 IN. W, 0.81 IN. THK NSN 9320.00-409-6679 (SEE GROUP 9501)	EA	1
171	17	PAOZZ	2510-00-171-2774	11660371	19207	ROD, ASSEMBLY: SUPPORT	EA	1
171	18	PAOZZ	5315-00-058-1568	MS20392-5C41	96906	PIN, STRAIGHT, HEADED: S, CD PLTD, 1/8 IN. DIA, 1.531 IN. LG	EA	2
171	19	PAFZZ	5320-00-117-6786	MS20470AD8-6	96906	RIVET, SOLID: AL ALLOY, 1/4 IN. DIA, 0.375 IN. LG	EA	8
171	20	XBFZZ		11594702	19207	CLIP:	EA	2
171	21	PAFZZ	6340.00-764-2334	MS51939-1	96906	LOOP, STRAP FASTENER: S, 1 1/4 IN. STRAP SIZE, 3 1/2 IN. LG	EA	1
171	22	PAFZZ	5320-00-754-0992	MS20470AD6-7	96906	RIVET, SOLIDL AL ALLOY, 3/16 IN. DIA, 0.438 IN. LG	EA	2
171	23	XBFZZ		11594482	19207	BRACKET:	EA	2
171	24	PAOZZ	5305-00-068-0507	MS90726-7	96906	SCREW, CAP, HEXAGON HEAD: S, CD PLTD, 1/4-28 UNF-2A BC	EA	16
171	25	PAOZZ	5310-00-809.4058	MS27183-10	96906	WASHER, FLAT: S, CD PLTD, 0.281 IN. ID, 0.0625 IN. OD, 0.065 IN. THK BC	EA	32
171	26	PAOZZ	5310-00.877-5796	MS21044N4	96906	NUT. SELF-LOCKING, HEXAGON: S, CD PLTD, 1/4-28 UNF-3B BC	EA	16
171	27	XBOZZ		116517E	19207	PLATE, REINFORCING: BC	EA	4
171	28	PAFZZ	2510-00-769-7487	7697487	19207	FASTENER, CYLINDER, SPRING LOADED:	EA	2
171	29	PAFZZ	5320-00-117-6788	MS20470AD8-10	96906	RIVET, SOLID: AL ALLOY, 1/4 IN. DIA, 0.625 IN. LG	EA	4

TM 9-2320-242-34P



®18

12

19

® 20

C 22

23

19

24

E 25

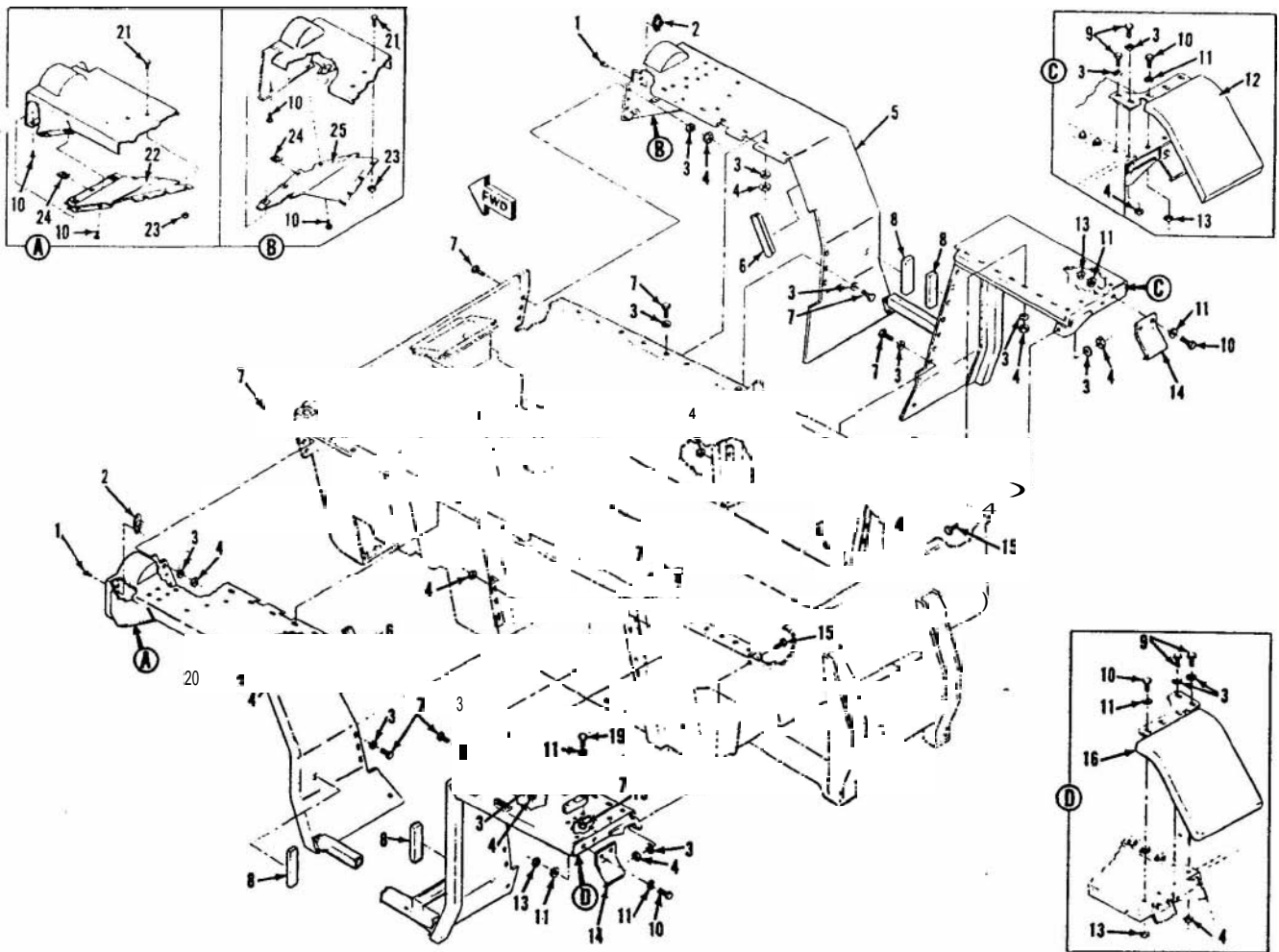
27 26 25

TA025873

Figure 171. Engine cover assembly.

(1) Illustration		(2)	(3)	(4)	(5)	(6)	(7)	(8)
(a) Fig. No.	(b) Item No.	SMR code	National stock No.	Part No.	FSCM	Description	Usable On Code U M	Qty inc in unit
171	30	PAOZZ	2510-00-168-2656	11595485	19207	ARM, ACCESS COVER: ENGINE COMPARTMENT	EA	1
171	31	PAOZZ	5315-00-081-7029	MS20392-5C19	96906	I PIN , STRAIGHT, HEADED: S, CD PLTD 3/8 IN. DIA, 0.922 IN. LG	EA	1
171	32	PAOZZ	5305-00-269-2803	MS90726-60	96906	SCREW, CAP, HEXAGON HEAD: S, CD PLTD, 3/8-24 UNF- 2A, 1 IN. LG	EA	8
171	33	PAOZZ	5310-00-080-6004	MS27183-14	96906	WASHER, FLAT: S, CD PLTD, 0.406 IN. ID, 0.812 IN. OD, 0.065 IN. THK	EA	8
171	34	XBOZZ		11595751	19207	BRACKET: TORISION BAR	EA	2
171	35	PAOZZ	5310-00-950-0039	MS21044N6	96906	NUT, SELF-LOCKING, HEXAGON: S, CD PLTD, 3/8-24 UNF- 3B	EA	8
171	36	PAOZZ	2510-00-880-3801	11594771.2	19207	TORSION BAR: COVER, RIGHT	EA	1
171	37	PAOZZ	2510-00-880-3802	11594771.4	19207	TORSION BAR: COVER, LEFT	EA	1
171	38	PAOZZ	5305.00-068-0506	MS90726-6	96906	SCREW, CAP, HEXAGON HEAD: S, CD PLTD, 1/4-28 UNF- 2A, 3/4 IN. LG	EA	11
171	39	XDFZZ		11660367	19207	HANDLE: BC	EA	2
172	1	PAFZZ	5320.00-117-6815	MS20470AD3-4	96906	1802 FENDERS RIVET, SOLID: AL ALLOY, 3/32 IN. DIA, 1/4 IN. LG	EA	8
172	2	PAFZZ	5310-00-777-5769	MS21059 4	96906	NUT, SELF-LOCKING: S, CD PLTD, 1/4 UNJC-3B	EA	4
172	3	PAOZZ	5310-00-081-4219	MS27183 12	96906	WASHER, FLAT: S, CD PLTD, 0.344 IN. ID, 0.688 IN. OD, 0.065 IN. THK	EA	54
172	4	PAOZZ	5310-00-088-0553	MS21044N5	96906	NUT, SELF-LOCKING, HEXAGON: S, CD PLTD, 5/16-24 UNF-3B	EA	54
172	5	PAFZZ	2510-00-538-0382	11594629-2	19207	FENDER: VEHICULAR RIGHT	EA	1
172	6	PAFZZ	9390-00.451-1040	11595872	19207	NONMETALLIC SPECIAL: SHAPED SECTION FENDER, FRONT	EA	2
172	7	PAFZZ	5306-00-225-9088	MS90726-33	96906	SCREW, CAP , HEXAGON HEAD: S, CD PLTD, 5/16-24 UNF. 2A, 7/8 IN. LG	EA	48
172	8	MFFZZ		11594632	19207	PAD: COVER, 7.00 IN. LG, FABRICATE FROM RUBBER, I SOLID, 1 1/2 IN. W, 1/2 IN. THK, NSN 5330-00-968-0022 (See Group 9501)	EA	4
172	9	PAM	5306-00-225-9090	MS90726-35	96906	SCREW, CAP , HEXAGON HEAD: S, CD PLTD, 5/16-24 UNF. 2A, 1-1/8 IN. LG	EA	4
172	10	PAOZZ	5305-00-269-2804	MS90726-61	96906	SCREW, CAP, HEXAGON HEAD: S, CD PLTD, 3/8-24 UNF. 2A, 1.1/8 IN. LG	EA	20
172	11	PAOZZ	5310-00-080-6004	MS27183 14	96906	WASHER, FLAT: S, CD PLTD, 0.406 IN. ID, 0.812 IN. OD. 0.065 THK	EA	17
172	12	PAOZZ	2540-00468-2657	1159817-2	19207	GUARD, SPLASH, WHEEL: RIGHT REAR	EA	1
172	13	PAOZZ	5310.00-950-0039	MS21044N6	96906	NUT, SELF-LOCKING, HEXAGON: S, CD PLTD, 3/8-24 UNF. 3B	EA	13
172	14	XDOZZ		11595494	19207	SUPPORT: MUD GUARD	EA	2
172	15	PAFZZ	5306-00-225-9089	MS90726-34	96906	SCREW, CAP, HEXAGON HEAD: S, CD PLTD . 5/16-24 UNF. 2A, 1 IN. LG	EA	2

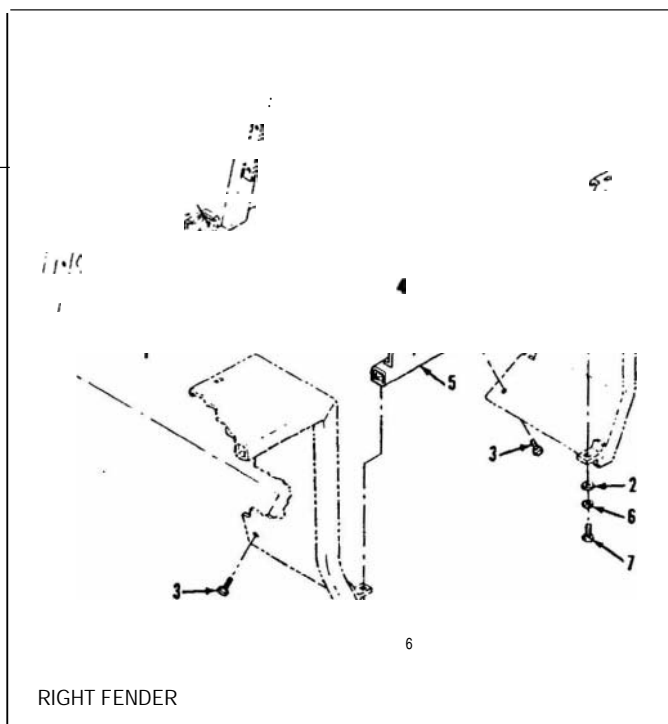
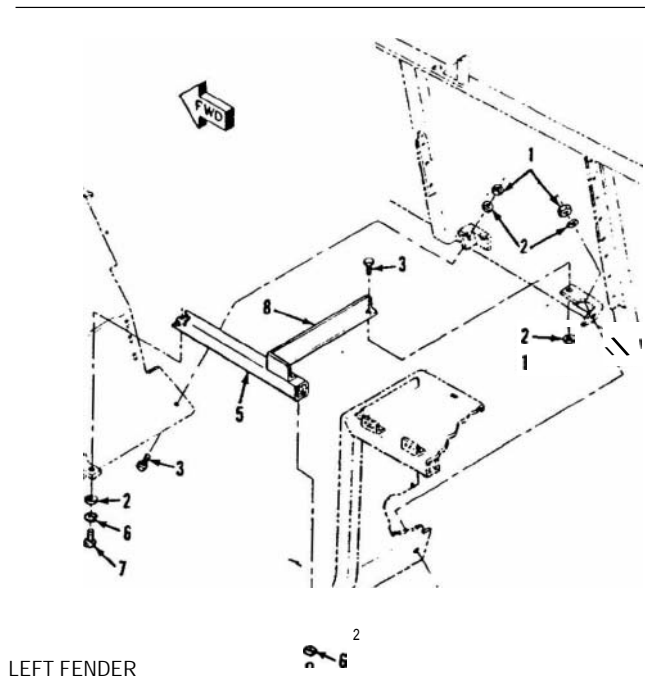
TM 9-2320-242-34P



TA 025869

Figure 172. Fender and related parts.

(1) Illustration		(2)	(3)	(4)	(5)	(6)	(7)	(8)
(a) Fig No.	(b) Item No.	SMR code	National stock No	Part No.	FSCM	Description Usable On Code	U M	Qty inc in unit
172	16	PAOZZ	2540-00-168.2658	11595817-1	19207	GUARD, SPLASH, WHEEL: LEFT REAR	EA	1
172	17	XBOZZ		11595498	19207	SPACER:	EA	1
172	18	XBOZZ		11594687	19207	BRACKET:	EA	1
172	19	PAOZZ	5305-00-269-2807	MS90726-64	96906	SCREW, CAP, HEXAGON HEAD: S, CD PLTD, 3/8-24 UNF-2A, 1-1/2 IN. LG	EA	3
172	20	PAFZZ	2510-00-538-0383	1159429-1	19207	FENDER: VEHICULAR LEFT	EA	1
172	21	PAOZZ	5305-00.068-0507	MS90726-7	96906	SCREW, CAP, HEXAGON HEAD: S, CD PLTD, 1/4-28 UNF-2A, 7/8 IN. LG	EA	6
172	22	XBOZZ		11595739-1	19207	GUARD, WIRE:	EA	1
172	23	PAOZZ	5310-00-877-5796	MS21044N4	96906	NUT, SELF, LOCKING, HEXAGON: S, CD PLTD, 1/4-28 UNF-3B	EA	6
172	24	PAOZZ	5310-00-112-9357	MS90724-42	96906	NUT, SHEET SPRING: S, CD PLTD, 1/4-14, 1-3/16 IN. LG, 9/16 IN. W	EA	10
172	25	XBOZZ		11595739-2	19207	GUARD, WIRE:	EA	1
172		XDOZZ		12250170	19207	KIT, STRAP RETAINER: COMPOSED OF	EA	V
172				12250171.1	19207	BRACKET:	EA	2
172				12250171.2	19207	BRACKET:	EA	2
172				MS51968-5	96906	NUT:	EA	16
172				MS35338-45	96906	WASHER:	EA	8
172				MS27183-12	96906	WASHER:	EA	16
173	1	PAFZZ	5310-00-088-0553	MS21044N5	96906	1802 FENDER BRACES AND RELATED PARTS NUT, SELF-LOCKING, HEXAGON: S, CD PLTD, 5/16-24 UNF-3B	EA	6
173	2	PAFZZ	5310-00-081.4219	MS27183-12	96906	WASHER, FLAT: S, CD PLTD, 0.344 IN. ID, 0.688 IN. OD, 0.065 IN. THK	EA	10
173	3	PAFZZ	5306-00.225-9087	MS90726 32	96906	SCREW, CAP, HEXAGON HEAD: S, CD PLTD, 5/16-24 UNF-2A, 3/4 IN. LG	EA	6
173	4	XBFZZ		22529-5209-2	93568	BRACE: GUARD, RIGHT	EA	1
173	5	XBFZZ		02252-0431	93568	BRACE: GUARD, LEFT AND RIGHT	EA	2
173	6	PAFZZ	5310-00.407-9566	MS35338 45	96906	WASHER, LOCK: S, CD PLTD, 5/16 IN. DIA	EA	4
173	7	PAFZZ	5306-00-225-9089	MS90726-34	96906	SCREW, CAP, HEXAGON HEAD: S, CD PLTD, 5/16-24 UNF-2A, 1 IN. LG	EA	4
173	8	XBFZZ		22529-5209.1	93568	BRACE: GUARD, RIGHT	EA	1



AT22227

Figure 173. Fender braces and related parts.

(1) Illustration		(2)	(3)	(4)	(5)	(6)	(7)	(8)
(a) Fig. No.	(b) Item No.	SMR code	National stock No.	Part No.	FSCM	Description Usable On Code	U / m	Qty. inc. in unit
174	1	PAOZZ	2510-00-198-2514	11660210	19207	1802 WINDSHIELD ASSEMBLY WINDSHIELD ASSEMBLY: TRACTOR	EA	1
174	2	PBOZZ	2510-00-207-9401	11660209-1	19207	FRAME, WINDSHIELD: RIGHT	EA	1
174	3	PAOZZ	5305-00-765-4257	MS51959-43	96906	SCREW, MACHINE: CRES, .164-32 UNC-2A, 3/8 IN. LG	EA	8
174	4	PAOZZ	2510-00-207-9398	11594938-2	19207	BRACE, WINDSHIELD: RIGHT	EA	1
174	5	XDOZZ		11601638	19207	RETAINER, THUMBSCREW:	EA	6
174	6	PAFZZ	5320-00-990-1375	MS20613-5P6	96906	RIVET, SOLID: S, CD PLTD, 5/32 IN. DIA, 3/8 IN. LG	EA	4
174	7	PAFZZ	5325-00-072-0125	549221	19204	, FASTENER:	EA	2
174	8	PAOZZ	5305-00-170-1716	11601730-2	19207	, THUMBSCREW:	EA	3
174	9	PAOZZ	5305-00-170-0329	11601730-1	19207	THUMBSCREW:	EA	3
174	10	PAOZZ	2510-00-207-9395	11594875-2	19207	STANCHION ASSEMBLY:	EA	1
174	11	PAOZZ	2510-00-207-9399	11660208	19207	FRAME, WINDSHIELD:	EA	1
174	12	MFFZZ		11660206	19207	GLASS, LAMINATED: FABRICATE FROM, 21 3/4 IN. W, 32-9/16 IN. LG, 0.270 IN. THK, GLASS, LAMINATED: NSN 9340 00-809-6593, (SEE GROUP 9501)	EA	2
174	13	PAFZZ	5330-00-211-5409	11660204	19207	WEATHERSTRIP:	EA	2
174	14	PAOZZ	2510-00-207-9397	11594938-1	19207	BRACE, WINDSHIELD: LEFT	EA	1
174	15	PBOZZ	2510-00-207-9400	11660209-2	19207	FRAME, WINDSHIELD: LEFT	EA	1

to

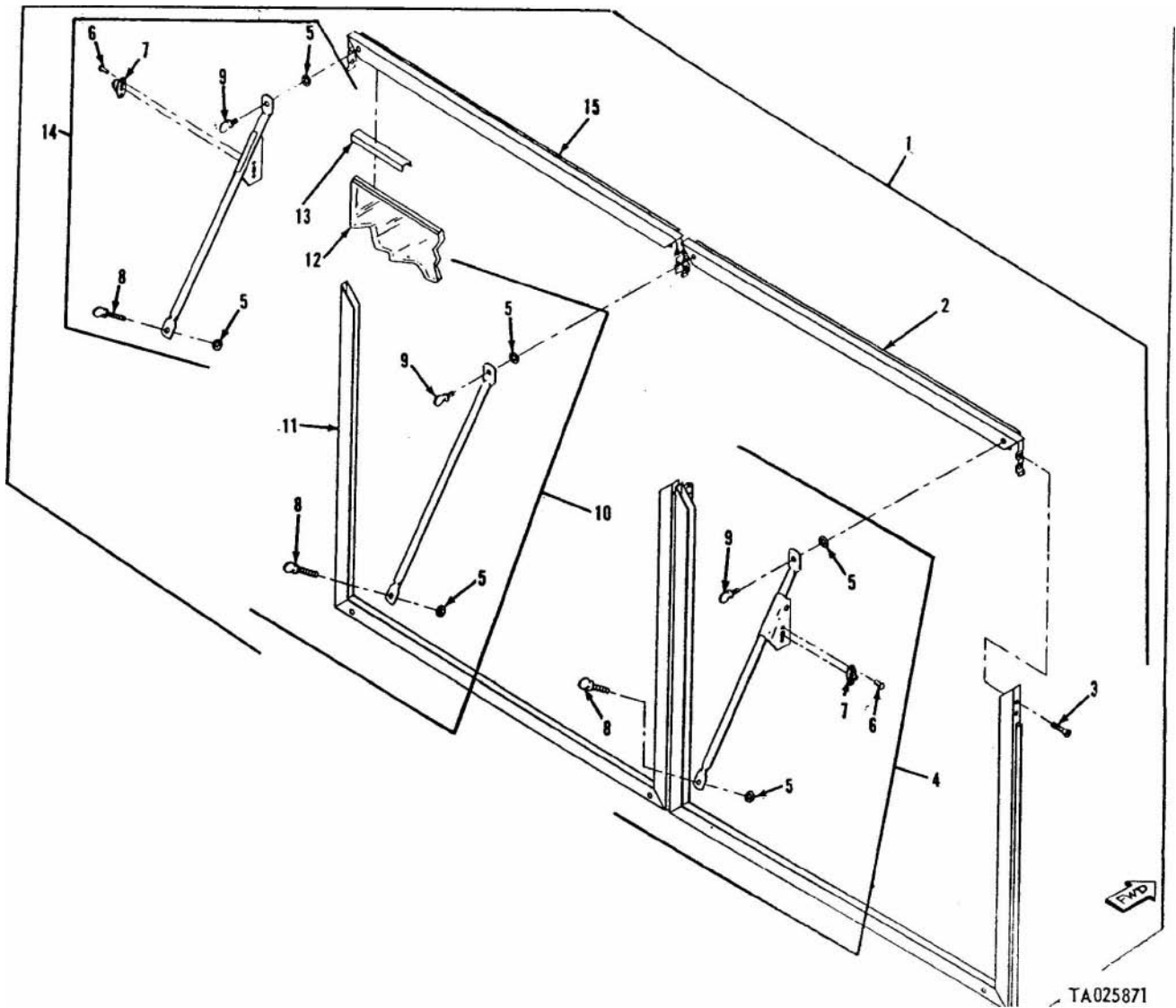
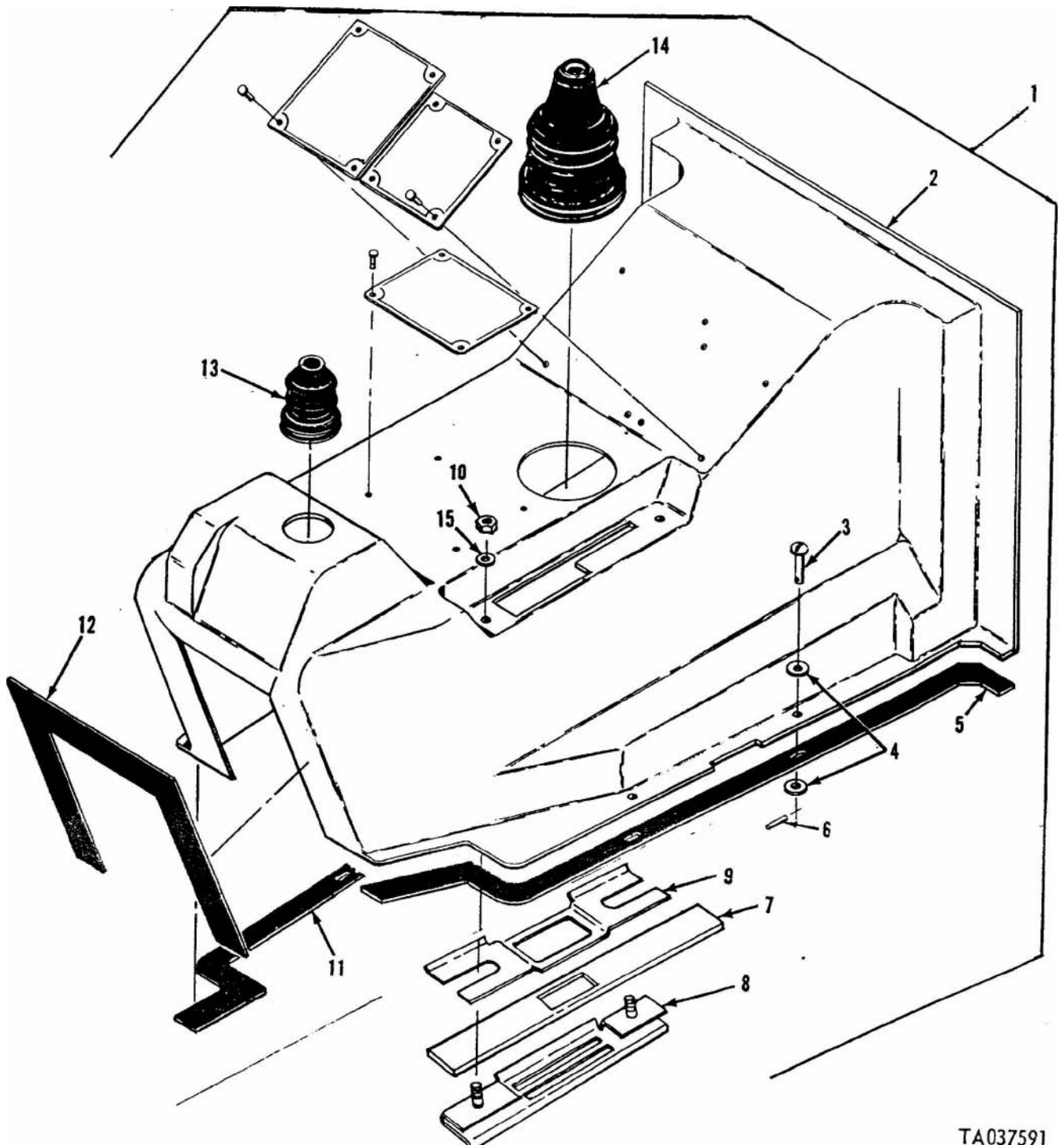


Figure 174. Windshield assembly.

Quantity	Item No.	(2)	(3)	(4)	(5)	(6)	Unit	(c)
		SMR code	National stock No.	Part No.	FSCM	Description usable On Code		
						1805 CONSOLE ASSEMBLY		
175	1	PAOZZ	2510-00-171-275E	11594951	19207	CONSOLE ASSEMBLY:	EA	1
175	2	XDOZZ		11594736	19207	CONSOLE:	EA	
175	3	PAOZZ	5315-00-027-3526	11595750	19207	PIN, STRAIGHT HEADED:	EA	4
175	4	PAOZZ	5310-00-809-3078	MS27183-11	96906	WASHER, FLAT: 0.312 IN. ID, 0.734 IN. OD, 0.065 IN. THK	EA	8
175	6	MOOZZ		11594741	19207	SEAL: 33.84 IN. LG, FABRICATE FROM: RUBBER CELLULAR, 0.88 IN. W, 0.18 IN. THK, NSN 5330-00-211-5403 (SEE GROUP 9501)	EA	2
17	6	PAOZZ	5315-00-949-3875	MS16555-19	96906	PIN, STRAIGHT HEADLESS: S, PHOSPHATE, 3/32 IN. DIA, 7/16 IN. LG	EA	4
	7	PAOZZ	2570-00-782-9601	11660330	19207	SLIDE STRIP: PLASTIC SHEET POLYETHYLENE	EA	1
175	8	XDOZZ		11660332	19207	BRACKET, GUIDE: SLIDE SUPPORT	EA	1
175	9	XDOZZ		11660331	19207	SPACER SLIDE SUPPORT GUIDE:	EA	1
175	10	PAOZZ	5310-00-483-8792	MS17829-4C	96906	NUT, SELF-LOCKING HEXAGON: 1/4-20 UNC	EA	2
175	11	MOOZZ		11594740	19207	SEAL: 33.84 IN. LG, FABRICATE FROM: RUBBER CELLULAR, 0.88 IN. W, 0.18 IN. THK, NSN 5330-00-211-5403 (SEE GROUP 9501)	EA	1
175	12	MOOZZ		11594742	19207	SEAL: 31.69 IN. LG, FABRICATE FROM: RUBBER CELLULAR, 1.00 IN. W, 0.32 IN. THK, FSN 9320-00-181-0016 (SEE GROUP 9501)	EA	1
175	13	PAOZZ	2530-00-081-5079	11594957	19207	BOOT, DUST AND MOISTURE SEAL:	EA	1
175	14	PAOZZ	2530-00-081-5089	11595021	19207	BOOT, DUST AND MOISTURE SEAL:	EA	1
175	15	PAOZZ	5310-00-809-4058	MS27183-10	96906	WASHER, FLAT: 0.281 IN. ID, 0.625 IN. OD, 0.065 IN. THK	EA	2

FM 9-2320-242-34P

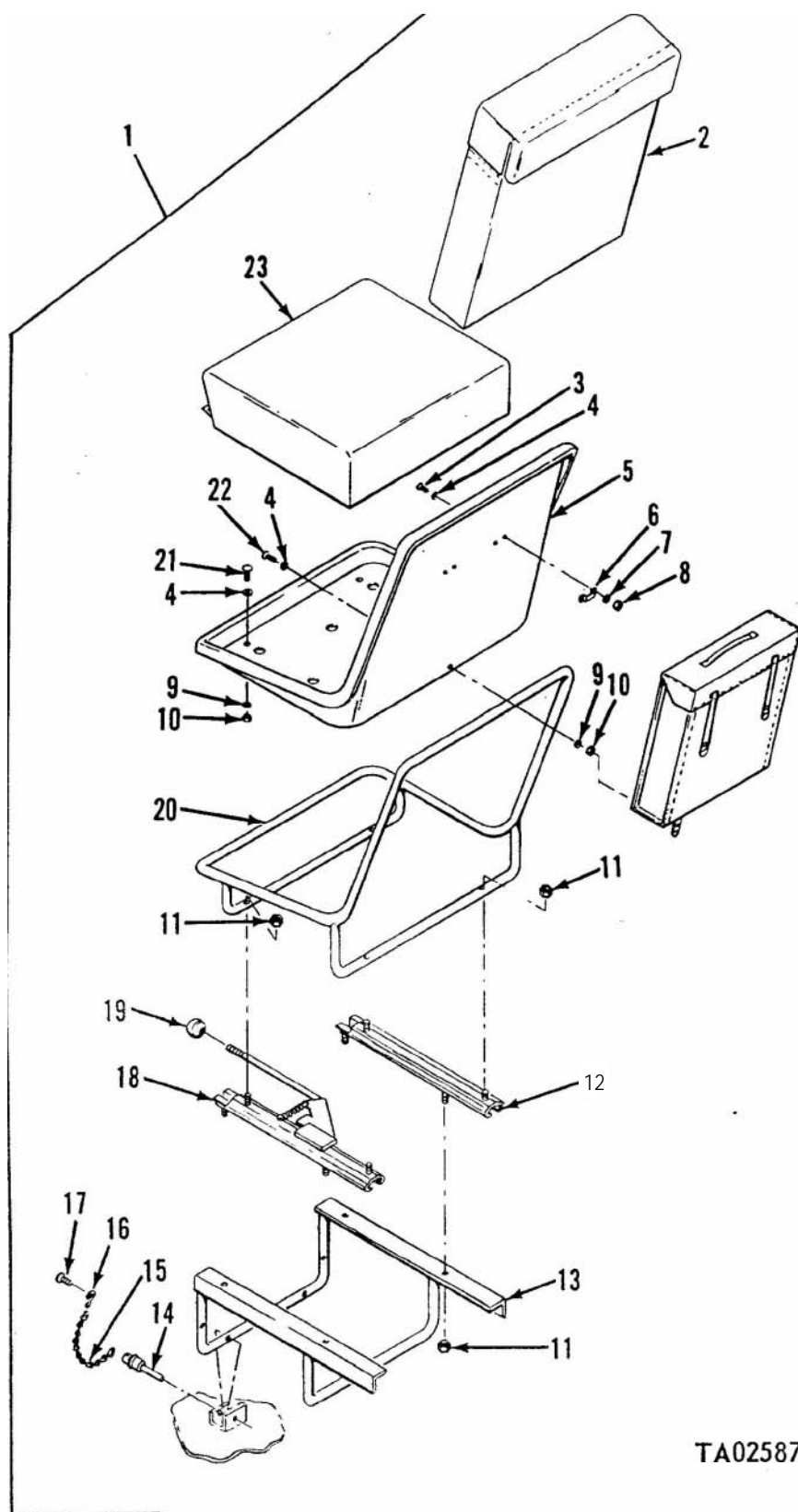


TA037591

Figure 175. Console assembly.

(1) Illustration		(2)	(3)	(4)	(5)	(6)	(7)	(8)
(a) Fig. No.	(b) Item No.	SMR code	National stock No.	Part No.	FSCM	Description Usable On Code	U / M	ty. inc. in unit
						1806 DRIVER SEAT ASSEMBLY		
176	1	XBOFF		11694488	19207	SEAT ASSEMBLY: LEFT HAND	EA	1
176	2	PAOFF	2540.00-880.3925	11595024	19207	CUSHION, SEAT BACK, VEHICULAR: LEFT	EA	1
176	3	PAOZZ	5305-00-989-7434	MS35207 263	96906	SCREW, MACHINE: S, 10-32 UNF-2A, 1/2 IN. LG	EA	4
176	4	PAOZZ	5310-00-809-8546	MS27183-8	96906	WASHER, FLAT: S, 0.219 IN. ID, 0.438 IN. OD, 0.049 IN. THK	EA	7
176	5	PAOZZ	2540-00-173-6931	11595005	19207	SEAT, INDIVIDUAL: LEFT	EA	1
176	6	XBOZZ		11594755	19207	BRACKET: SEAT, LEFT	EA	2
176	7	PAOZZ	5310.00-045-3296	MS35338-43	96906	WASHER, LOCK: S, #10 ID	EA	4
176	8	PAOZZ	5310-00-934-9751	MS35650-302	96906	NUT, PLAIN, HEXAGON: S, #10-32 UNF-2B	EA	4
176	9	PAOZZ	5310-00-045-3299	MS35338 42	96906	WASHER, LOCK: S, #8 ID	EA	3
176	10	PAOZZ	5310.00-934-9757	MS35649-282	96906	NUT, PLAIN, HEXAGON: S, #8.32 UNC-2B	EA	3
176	11	PAOZZ	5310-00.088-0553	MS21044N5	96906	NUT, SELF-LOCKING, HEXAGON: S, 5/16-24 UNF-3B	EA	4
176	12	PAOZZ	2540.00-084-0782	10914926	19207	TRACK, SEAT ADJUSTER: LEFT	EA	1
176	13	XBOZZ		11594477	19207	SUPPORT ASSEMBLY: LEFT	EA	1
176	14	PAOZZ	5340-00-998-8148	MS17989C614	96906	PIN, QUICK RELEASE: CRES, 3/8 IN. DIA, 1.4 IN. LG	EA	2
176	15	MOOZZ		8168515	19207	CHAIN, WELDLESS: 10 IN. LG, PIN, QUICK RELEASE FABRICATE FROM 10 IN. NSN 4010-00-725-3338 (SEE GROUP 9501)	EA	2
176	16	PAOZZ	4030.00-270-5436	MS87006-3	96906	HOOK, CHAIN-S: S, #14 WIRE GAGE	EA	2
176	17	PAOZZ	5305.00-855-0958	MS24629 45	96906	SCREW, TAPPING, THREAD CUTTING: S, #10-32, 3/8 IN. LG	EA	2
176	18	PAOZZ	2540-00-732-1455	10900382	19207	ADJUSTER ASSEMBLY: LEFT	EA	1
176	19	XBOZZ		5187841	19207	BALL, ADJUSTER ASSEMBLY: LEFT	EA	1
176	20	XAOZZ		11594481	19207	SEAT FRAME ASSEMBLY: LEFT	EA	1
176	21	PAOZZ	5325.00-285-6295	MS27980 13B	96906	STUD, SNAP FASTENER: BLACK, #8-32 UNC-2A, SIZE #3, STYLE 2	EA	2
176	22	PAOZZ	5325-00-285-6264	MS27977 29B	96906	STUD, SNAP FASTENER: BLACK, #8-32 UNC-2A, Size #	EA	1
176	23	PAOFF	2540.00-880-3927	11595117	19207	STYLE 1 CUSHION, SEAT, VEHICULAR: LEFT	EA	1

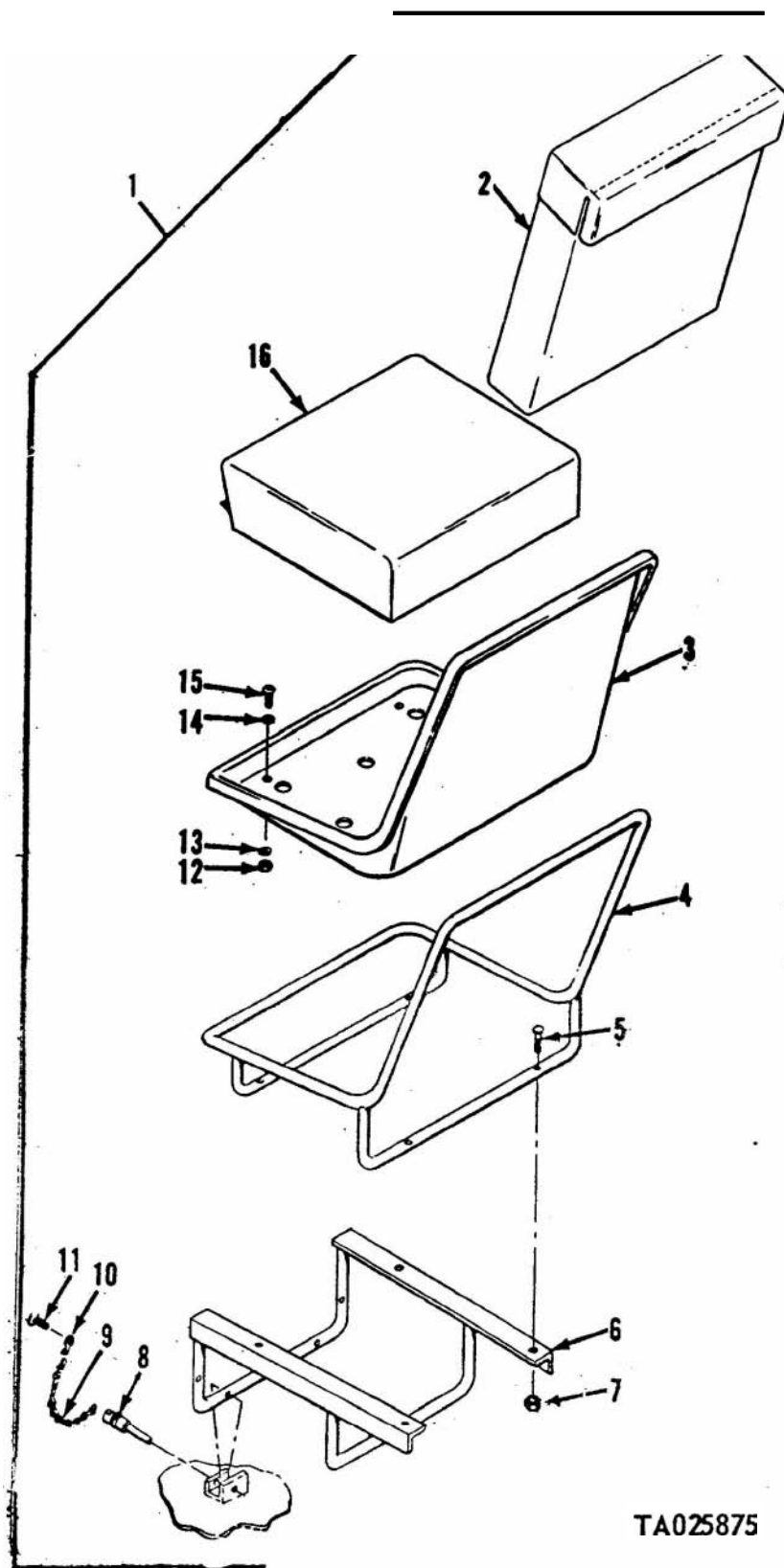
TM 9-2320-242-34P



TA025874

Figure 176. Driver's seat assembly.

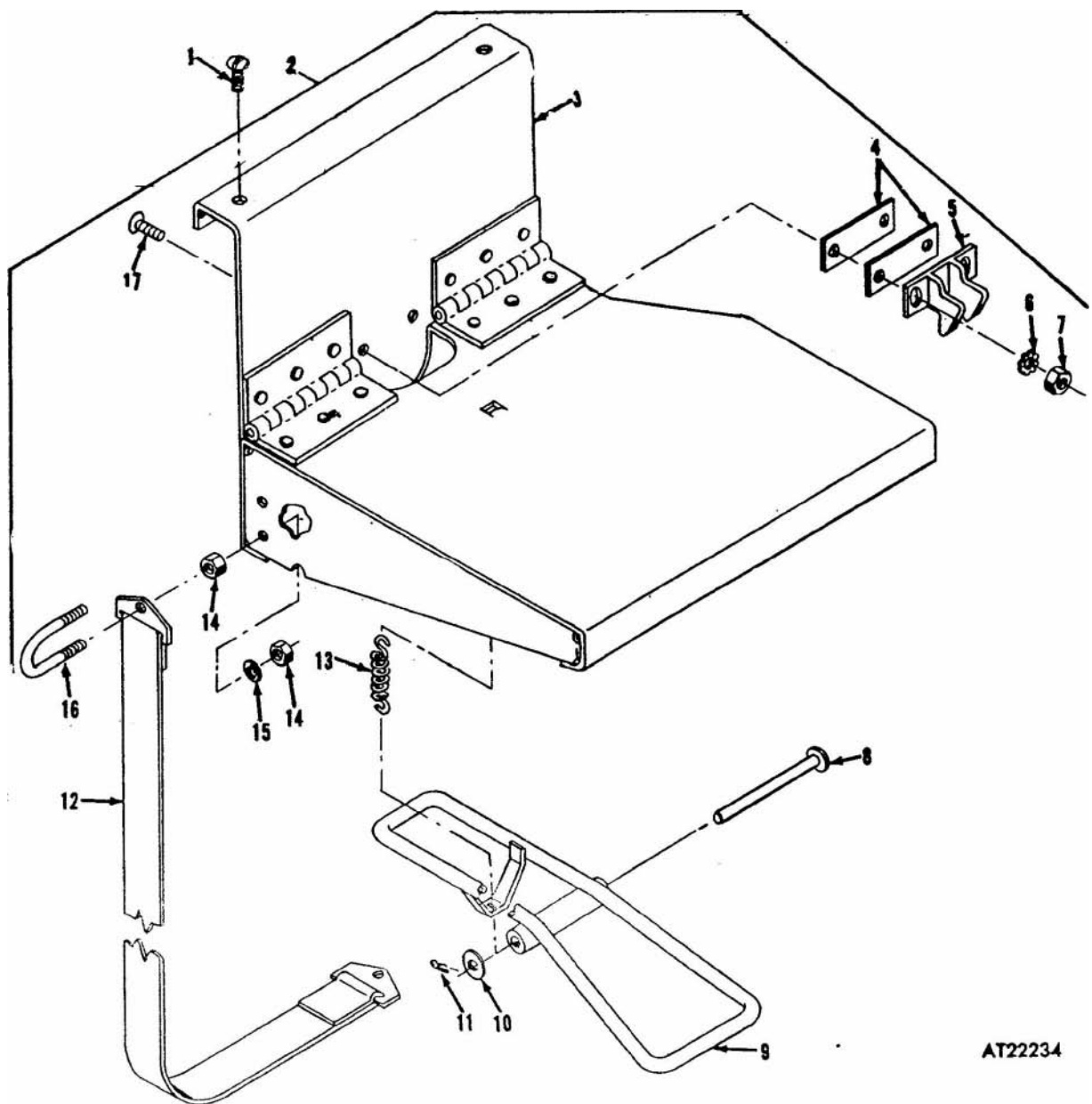
(1) Illustration		(2)	(3)	(4)	(5)	(6)	(7)	(8)
(a) Fig. No.	(b) Item No.	SMR code	National stock No.	Part No.	FSCM	Description Usable On Code	U . M	Qty Inc. in unit
						1806 SEAT ASSEMBLY, CO-DRIVER		
177	1	XBOFF		11594487	19207	SEAT ASSEMBLY: RIGHT	EA	1
177	2	PAOFF	2540-00-880-3925	11595024	19207	CUSHION, SEAT BACK, VEHICULAR: RIGHT	EA	1
177	3	PAOZZ	2540-00-173-6931	11595005	19207	SEAT, INDIVIDUAL: RIGHT	EA	1
177	4	XAOZZ		11594481	19207	SEAT FRAME ASSEMBLY: RIGHT	EA	1
177	5	PAOZZ	5305-00-225-9092	MS90726-37	96906	SCREW, CAP, HEXAGON HEAD: S, 5/16-24 UNF-2A, 1-3/8 IN. LG	EA	4
177	6	XBOZZ		11594476	19207	SUPPORT ASSEMBLY: RIGHT	EA	1
177	7	PAOZZ	5310-00-088-0553	MS21044N5	96906	NUT, SELF-LOCKING, HEXAGON: S, 5/16-24 UNF-3B	EA	4
177	8	PAOZZ	5340-00-998-8148	MS17989C614	96906	PIN, QUICK RELEASE: CRES, 3/8 IN. DIA, 1.4 IN. LG	EA	2
177	9	MOOZZ		8168515	19207	CHAIN, PIN QUICK RELEASE SEAT ASSEMBLY: FABRICATE FROM 10 IN. NSN 4010-00-725-3338 (SEE GROUP 9501)	EA	2
177	10	PAOZZ	4030-00-270-5436	MS87006-3	96906	HOOK, CHAIN: S, #14 WIRE GAGE	EA	2
177	11	PAOZZ	5305-00-855-0958	MS246929-45	96906	SCREW, TAPPING, THREAD CUTTING: S, #10-24, 3/8 IN. LG	EA	2
177	12	PAOZZ	5310-00-934-9757	MS35649-282	96906	NUT, PLAIN, HEXAGON: S, #8-32 UNC-2B	EA	2
177	13	PAOZZ	5310-00-045-3299	MS35338-42	96906	WASHER, LOCK: S, #8 ID	EA	2
177	14	PAOZZ	5310-00-809-8546	MS27183-8	96906	WASHER, FLAT: S, 0.219 IN. ID, 0.438 IN. OD, 0.049 IN THK	EA	2
177	15	PAOZZ	5325-00-285-6295	MS27980-13B	96906	STUD, SNAP, FASTENER: BRASS, SIZE #3, #8-32 UNC-2A	EA	2
177	16	PAOFF	2540-00-880-3927	11595117	19207	CUSHION, SEAT, VEHICULAR: RIGHT	EA	1



TA025875

Figure 177. Seat assembly, co-driver.

(1) Illustration		(2)	(3)	(4)	(5)	(6)	(7)	(8)
(a) Fig. No.	(b) Item No.	SMR code	National stock No.	Part No.	FSCM	Description Usable On Code	U / M	Qty. inc. in unit
1806 JUMP SEAT AND RELATED PARTS								
178	1	PAOZZ	5305-00-052-6921	MS24629-57	96906	SCREW, TAPPING, THREAD CUTTING: S, 1/4-20, 1/2 IN. LG	BC	EA 4
178	2	XBOZZ		11595676	19207	SEAT ASSEMBLY:	BC	EA 1
178	3	XAOZZ		11595677	19207	SEAT:	BC	EA 1
178	4	XAOZZ		11595440	19207	SHIM:	BC	EA V
178	5	XDOZZ		11595683	19207	KEEPER:	BC	EA 1
178	6	PAOZZ	5310-00-209-0786	MS35335.33	96906	WASHER, LOCK: S, 1/4 IN. DIA	BC	EA 2
178	7	PAOZZ	5310-00-913-7020	MS51968-3	96906	NUT, PLAIN, HEXAGON: S, 1/4-28 UNF-2B	BC	EA 2
178	8	PAOZZ	5315-00-089-2380	MS20392 5C125	96906	PIN, STRAIGHT, HEADED: S 1/8 IN. DIA, 4.5/32 IN. LG	BC	EA 1
178	9	XAOZZ		11595684	19207	HANDLE:	BC	EA 1
178	10	PAOZZ	5310-00-080-6004	MS27183-14	96906	WASHER. FLAT: S, 0.406 IN. ID, 0.812 IN. OD, 0.065 IN. THK	BC	EA 1
178	11	PAOZZ	5315-00-842-3044	MS24665-283	96906	PIN, COTTER: S, 3/32 IN. DIA, 3/4 IN. LG	BC	EA 1
178	12	PAOZZ	1680-00-163-1569	10866260	19207	BELT:	BC	EA 1
178	13	PAOZZ	5360-00-763-9360	MS24586C199	96906	SPRING, HELICAL, EXTANSION: CRES, 1/2 IN. OD. 1 5/8 IN. LG	BC	EA 1
178	14	PAOZZ	5310-00-851-2674	MS35691.1	96906	NUT, PLAIN, HEXAGON: S, 1/4.20 UNC-2B	BC	EA 8
178	15	PAOZZ	5310-00-582-5965	MS35338-44	96906	WASHER, LOCK: S, 1/4 IN. ID	BC	EA 4
178	16	PAOZZ	5306-00-066-4296	10106366-1	18876	BOLT, "U":	BC	EA 2
178	17	PAOZZ	5305-00-988-9106	MS35191-292	96906	SCREW, MACHINE: S, 1/4.28 UNF-2A, 7/8 IN. LG	BC	EA 2



AT22234

Figure 178. Jump seat and related parts.

(1) illustration		(2)	(3)	(4)	(5)	(6)	(7)	(8)
(a) Fig. No.	(b) Item No.	SMR code	National stock No.	Part No.	FSCM	Description Usable On Code	U / M	Qty inc. in unit
						1808 STRAPS AND BRACKETS		
179	1	PAOZZ	5340-00-771-6663	8690436	19207	STRAP, WEBBING: BC	EA	8
179	2	PAFZZ	5340.00-880-7811	11695614-3	19207	STRAP, ASSEMBLY, WEBBING AND CLIP: 36 IN. LG BC	EA	4
179	3	PAFZZ	5340-00.880-7817	11595615.2	19207	STRAP, WEBBING: BC	EA	4
179	4	XBFZZ		11660033	19207	SHELF ASSEMBLY: BC	EA	2
179	5	PAFZZ	5320-00-550-2401	MS2061F 6M1C	96906	RIVET, SOLID: NICU ALLOY (MONEL), 3/16 IN. BC	EA	18
						DIA 5/8 IN. LG		
179	6	XBFZZ		11595649	19207	SUPPORT ASSEMBLY: BC	EA	2
179	7	PAOZZ	5340-00-543.3441	8690529	19207	STRAP, WEBBING: BC	EA	1
179	8	PAOZZ	5340-00-890-3402	8690523	19207	STRAP, WEBBING: BC	EA	1
179	9	PAOZZ	5340-00-543.3756	8690532	19207	STRAP, WEBBING: BC	EA	1
179	10	PAOZZ	5340-00.229-0360	MS28137-4	96906	CLIP, SPRING, TENSION: S, 1/2 IN. DIA, 1-1/32 IN. LG BC	EA	2
179	11	PAOZZ	5305-00-052-6909	MS24629-5	96906	SCREW, TAPPING, THREAD CUTTING: S, #2-56, BC	EA	4
						3/8 in. LG		
179	12	PAFZZ	5320-00.781-9489	MS16535-219	96906	RIVET, TUBULAR: S, 0.146 IN. DIA, 3/8 IN. DIA BC	EA	32
179	13	PAFZZ	6310-00-983-8438	MS27183-5	96906	WASHER, FLAT: S 0.156 IN. ID, 0.312 IN. OD, 0.035 IN BC	EA	64
						IN. THK		
179	14	PAOZZ	2540-00-781-7858	11595664	19207	CUSHION: BC	EA	2

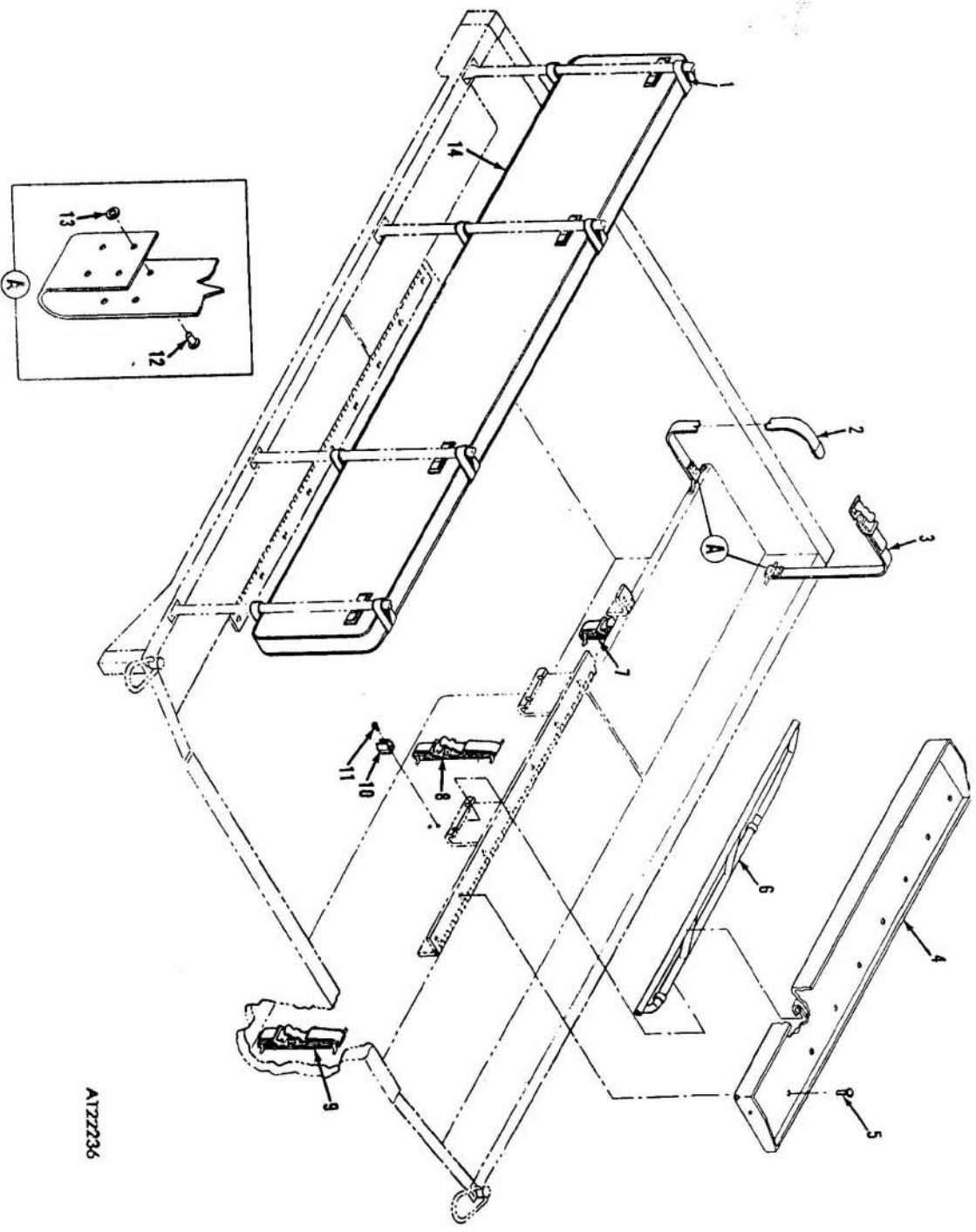


Figure 179. Straps and brackets.

AI72236

(1) illustration		(2)	(3)	(4)	(5)	(6)	(7)	(8)
(a) Fig. No.	(b) Item No.	SMR "de	National stock No.	Part No.	FSCM	Description Usable On Code	U / M	Qty inc. in unit
						1808 STOWAGE RACKS, BOXES AND STRAPS LOWER AND UPPER STRAP ASSEMBLIES		
180	1	PAFZZ	5340-00-706-4507	7064507	19207	STRAP, WEBBING: BATTERY BOX AND WATER CANS	EA	4
180	2	PAFZZ	5340.00-506-1514	7064509	19207	STRAP, WEBBING: BATTERY BOX AND WATER CANS	EA	4
180	3	PAFZZ	5310.00-983-8438	MS27183-E	96906	WASHER, FLAT S, 0A56 IN. ID 0.312, IN. OD, 0.035 IN. THK	EA	64
180	4	PAFZZ	5320.00-781-9498	MS1653E 219	96906	RIVET, RUBULAR: S, 0.146 IN. DIA 3/8 IN. LG	EA	32

0

\$3

4



10. er d d top u ie

*** Illustration		(2)	(3)	(4)	(5)	(6)	(7)	(8)
(a) Fig. No.	(b) Item No.	SMR code	National stock No.	Part No.	FSCM	Description Usable On Code	U / M	Qty. inc in unit
						1810 CARGO BODY CARRIER BODY		
181	1	XBOZZ		11594405	19207	GUARD ASSEMBLY:	EA	1
181	2	PAOZZ	5305-00-068-0505	MS90726-5	96906	SCREW, CAP, HEXAGON HEAD: S, 1/4.28 UNF-2A, 5/8 IN. LG	EA	2
181	3	PAOZZ	5310.00-877-5796	MS21044N4	96906	NUT, SELF-LOCKING, HEXAGON: 1/4.28 UNF-3B	EA	2
181	4	PAOZZ	5310.00-088-0553	MS21044N5	96906	NUT, SELF-LOCKING, HEXAGON: S, 5/16.24 UNF-3B	EA	56
181	6	PAOZZ	5310.00-081-4219	MS27183 12	96906	WASHER, FLAT: S, 0.344 IN. ' ID, 0.688 IN. OD 0.065 IN. THK	EA	32
181	6	PAOZZ	5306.00-225-9088	MS90726-33	96906	SCREW, CAP, HEXAGON HEAD: S, 5/16.24 UNF-2A, 7/8 IN. LG	EA	32
181	7	PAOZZ	2510.00-489-8295	10945038	19207	PLATE, TIE DOWN:	EA	8
181	8	PAOZZ	5315-00-844-3659	MS16562-55	96906	PIN , SPRING: S, 7/32 IN. DIA. 7/8 IN. LG	EA	8
181	9	XAOZZ		10945034	19207	WASHER:	EA	8
181	10	XAOZZ		10946033	19207	DISK:	EA	8
181	11	XAOZZ		10945035	19207	SPRING:	EA	8
181	12	XAOZZ		10945036	19207	EYE:	EA	8
181	13	XAOZZ		10945037	19207	HASP	EA	8
181	14	PAOZZ	5306-00-142-3866	11588699	19207	EYEBOLT:	EA	2
181	15	PAOZZ	5310-00-877.5795	MS21044N8	96906	NUT, SELF-LOCKING HEXAGON: S, 1/2-20 UNF-3B	EA	2
181	16	PAOZZ	5310.00-809-5998	MS27183-18	96906	, WASHER, FLAT: S, 0.531 IN. ID, 1.062 IN. OD, 0.095 IN. THK	EA	6
181	17	PAOZZ	5340-00-456-1011	7001021	19207	HOOK, SUPPORT: CANOPY	EA	2
181	18	PAOZZ	5306-00-021-3915	MS35308-336	96906	SCREW, CAP, HEXAGON HEAD: CRES, 5/16.24 UNF-2A. 1. 1/4 IN. LG	EA	4
181	19	PAOZZ	5305-00-951.5617	MS24630-46	96906	SCREW, TAPPING, THREAD CUTTING: CRES, #10-24, 1/2 IN. LG	EA	8
181	20	XBOZZ		11595284	19207	COVER, ACCESS:	EA	2
181	21	PAOZZ	5310-00-503.6508	5036508	19207	WASHER, SPRING TENSION: HANDLE	EA	2
181	22	PAOZZ	2540.00-080-7230	11595106.7	19207	HANDLE: TAILGATE, RIGHT-HAND	EA	1
181	23	PAOZZ	5305.00-716-8183	MS90726-116	96906	SCREW, CAP, HEXAGON HEAD: S, 1/2-20 UNF-2A 2-1/4 IN. LG	EA	2
181	24	PAOZZ	5365.00-890-5403	11594890	19207	PLUG, MACHINE THREAD:	EA	1
181	25	PAOZZ	5330.00-885-8208	MS35769 80	96906	GASKET: 3-1/4 IN. ID, 3-1/2 IN. OD, 3/32 IN. THK	EA	1
181	26	KFOZZ		11659962	19207	CHAIN ASSEMBLY: TAILGATE, PART OF KIT 5704815	EA	2
181	27	PAOZZ	5306-00-056.3536	MS21044 2	96906	BOLT, EYE: S, 5/16-18 UNC-2A, 2.66 IN. MIN LG, 2.97 IN. MAX LG	EA	2
181	28	PAOZZ	2540.00-081-9499	11595106.1	19207	HANDLE, TAILGATE: LEFT-HAND	EA	1
181	29	PAOZZ	5306.00-021-3912	MS35308-334	96906	SCREW, CAP, HEXAGON HEAD: 6/16.24 UNF-2A, 1 IN. LG	EA	20
181	30	PAOZZ	5340-00-456-1011	7001021	19207	HOOK, SUPPORT: LASHING, TIE DOWN	EA	10
181	31	KFOZZ		11653666.2	19207	SPACER, PART OF KIT 5704815	EA	2
181	32	PAOZZ	5310-00.081-4219	MS27183-12	96906	WASHER, FLAT: S, 0.344 IN. I D 0.688 IN. O D, .065 IN. THK PART OF KIT	EA	2

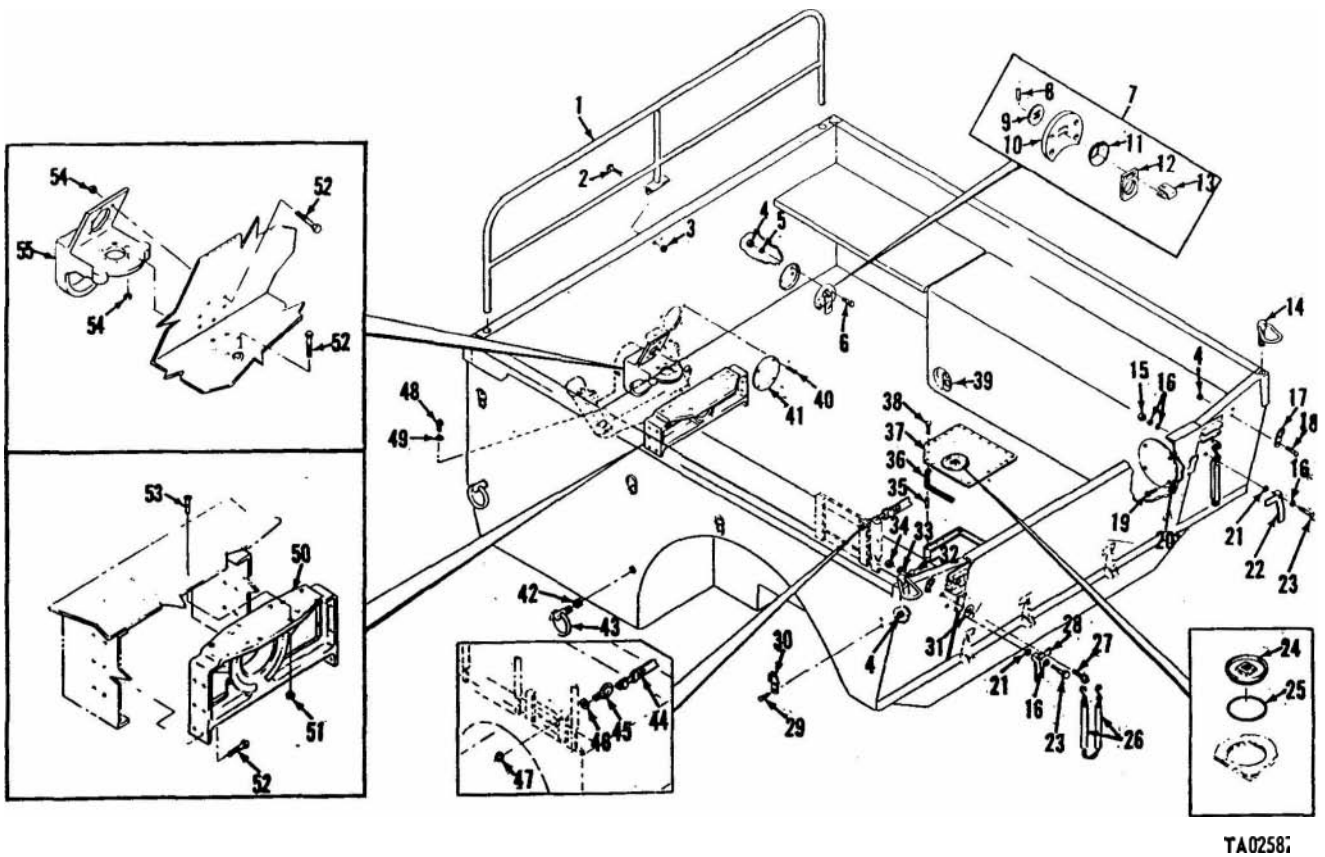
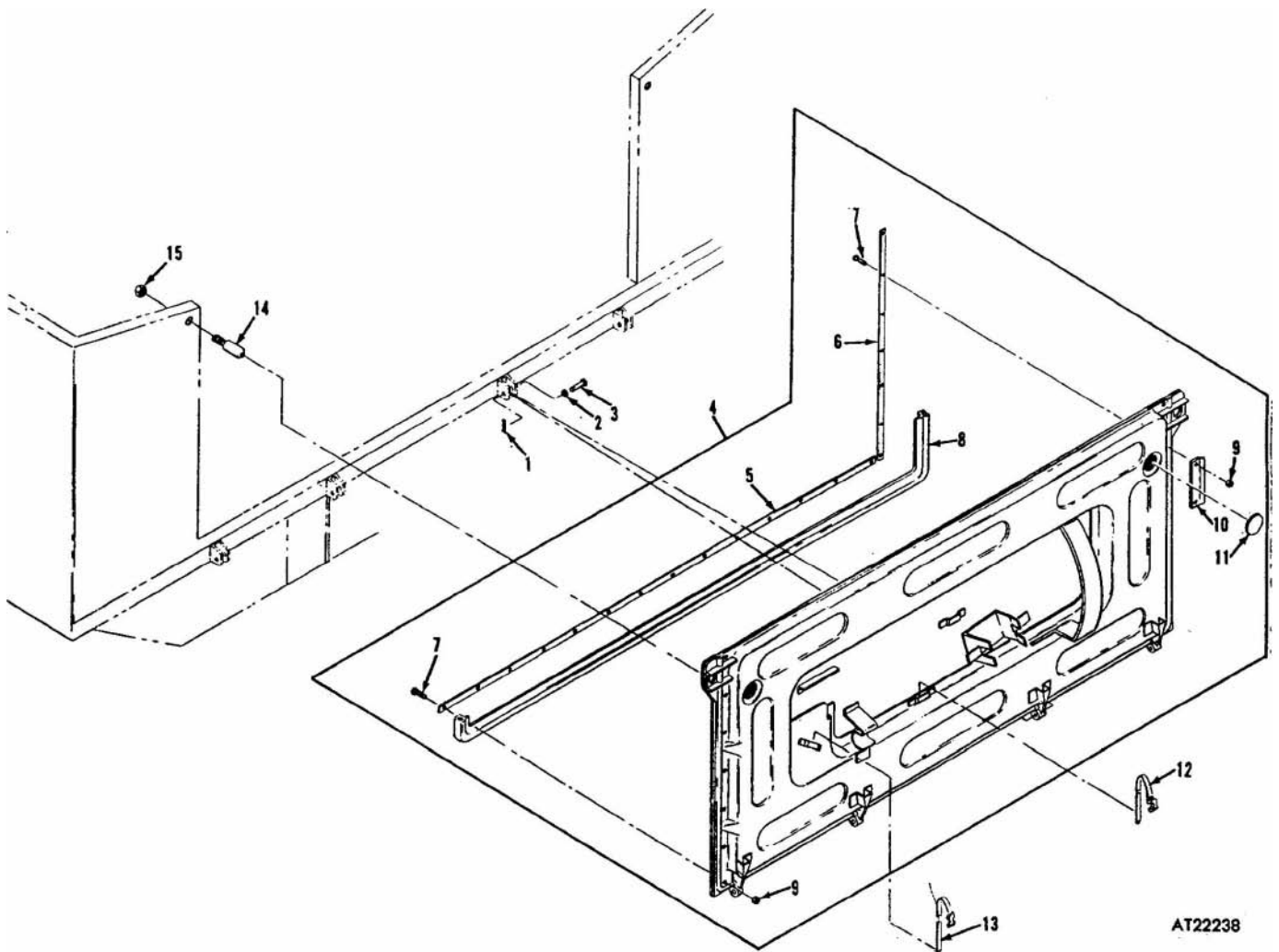


Figure 181. Carrier body.

(1) Illustration		(2)	(3)	00	(5)	(6)	(7)	(8)
(a) Fig. No.	(b) Item No.	SMR code	National stock No.	Part No.	FSCM	Description Usable On Code	U / M	Qty. inc. in unit
181	33	PAOZZ	5310-00-407-9566	MS35338-45	96906	WASHER, LOCK: S, 5/16 IN. DIA. PART OF KIT 5704815	EA	2
181	34	PAOZZ	5310-00-834-8732	MS35691-33	96906	NUT, PLAIN, HEXAGON: S, 1/2-13 UNC-2B, PART OF KIT 5704815	EA	2
181	35	XBOZZ		8741247.4	19207	INSERT, NUT:	EA	28
181	36	PAOZZ	5330-00-880-4038	11594895.2	19207	GASKET: COVER, STEERING ACCESS ASSEMBLY	EA	1
181	37	XBOZZ		1159895	19207	COVER: STEERING ACCESS	EA	1
181	38	PAOZZ	5305.00-958-5246	MS35190-289	96906	SCREW, MACHINE: S, 1/4-20 UNC-2A, 3/4 IN. LG	EA	28
181	39	PAOZZ	2540.00-782-4251	10944437	19207	RING AND BRACKET ASSEMBLY:	EA	8
181	40	PAOZZ	5305.00-052-9056	MS24630 44	96906	SCREW, TAPPING, THREAD CUTTING: CRES #10-24, 5/16 IN. LG	EA	4
181	41	XBOZZ		11594464	19207	COVER, ACCESS:	EA	1
181	42	PAOZZ	5340-00-986-8677	10917082	19207	INSERT, SCREW THREAD:	EA	8
181	43	PAOZZ	2540.00-083-8242	3.412	95026	RING ASSEMBLY:	EA	4
181	44	PAOZZ	5340.00-536-0186	8724380	19207	STRAP, WEBBING: SAFETY STRAP	EA	1
181	45	PAOZZ	5306-00-050-0347	MS51937-5	96906	BOLT , EYE: S, 1/2-13 UNC-2A, 3.81 IN. LG MIN, 4.19 IN. LG MAX	EA	2
181	46	PAOZZ	5310-00-584-5272	MS35338 48	96906	WASHER, LOCK: S, 1/2 IN. DIA	EA	2
181	47	PAOZZ	5310-00-834-8732	MS35691-33	96906	NUT, PLAIN, HEXAGON: S, 1/2-13 UNC 2B	EA	2
181	48	PAOZZ	5340-00-689-7213	7529296	19207	BUMPER, RUBBER:	EA	2
181	49	PAOZZ	5310-00-637-9541	MS35338-46	96906	WASHER, LOCK: S, 3/8 IN. DIA	EA	2
181	50	XBFZZ		11594603	19207	SUPPORT:	EA	1
181	51	PAFZZ	5310.00-982-4912	MS21045 5	96906	NUT, SELF-LOCKING, HEXAGON S, 1/2-24 UNF-3B	EA	12
181	52	PAFZZ	5305-00-719-5219	MS90727-111	96906	SCREW, CAP, HEXAGON HEAD: S, 1/2-20 UNF-2A, 1-1/4 IN. LG	EA	24
181	53	PAFZZ	5305.00-984-7350	MS35191-308	96906	SCREW, MACHINE: S, 5/16-24 UNF-2A, 1 IN. LG	EA	12
181	54	PAFZZ	5310.00-062-4954	MS21045-8	96906	NUT, SELF-LOCKING. HEXAGON: S 1/2-20 UNF-3B	EA	12
181	55	XBFZZ		11594605	19207	SUPPORT:	EA	1
181		PAOZZ	2590.00-122-7228	5704815	19207	KIT, CHAIN ASSEMBLY: TAILGATE	EA	1
181	26					CHAIN ASSEMBLY:	EA	2
181	31					SPACER:	EA	2
181	32					WASHER, FLAT:	EA	2
181	33					WASHER, LOCK:	EA	2
181	34					NUT, PLAIN, HEXAGON:	EA	2

(1) Illustration		(2)	(3)	(4)	(5)	(6)	(7)	(8)
(a) Fig. No.	(b) Item No.	SMR code	National stock No.	Part No.	FSCM	Description Usable On Code	U / M	Qty inc. Unit
182	1	PAOZZ	5315-00-842-3044	MS24665 283	96906	1810 TAILGATE AND RELATED PARTS	EA	4
182	2	PAOZZ	5310-00-080-6004	MS27183-14	96906	PIN, COTTER: S, 3/32 IN. DIA, 3/4 IN. LG	EA	4
182	3	PAOZZ	5315-00-058-1568	MS20392 5C41	96906	WASHER, FLAT: S, 0.406 IN. ID, 0.812 IN. OD, 0.065 IN. ;	EA	4
182	4	PAOFF	2510-00-088-4125	11595092	19207	THE	EA	1
182	5	PAOZZ	2510-00-081-5434	11595105	93568	PIN, STRAIGHT, HEADED: S, 1/8 IN. DIA, 1-17/32 IN. L	EA	1
182	6	PAOZZ	2510-00-081-9517	11595107	93668	TAILGATE, VEHICLE BODY:	EA	2
182	7	PAOZZ	5305-00-984-6193	MS35206-245	96906	PLATE, RETAINING: SEAL	EA	28
182	8	PAOZZ	5330-00-880-4046	11595118	19207	PLATE, RETAINING: SEAL	EA	1
182	9	PAOZZ	5310-00-889-2549	MS21045-08	96906	SCREW, MACHINE: S, #8-32 UNC-2A , 1/2 IN. LG	EA	28
182	10	XBOZZ		11660150	19207	SEAL, RUBBER SPECIAL SHAPED SECTION:	EA	2
182	11	PAOZZ	5340-00-282-7490	192280	19207	NUT, SELF-LOCKING, HEXAGON: S, 8-32 UNC-3B	EA	2
182	12	PAOZZ	5340-00-753-3741	8690463	19207	PLATE, STRIKING :	EA	2
182	13	PAOZZ	5340-00-530-5021	8690466	19207	BUTTON PLUG:	EA	3
182	14	XDOZZ		11595113	19207	STRAP, WEBBING:	EA	1
182	15	1 PAOZZ	5310-00-975-2075	MS35691-21	96906	STRAP, WEBBING:	EA	2
						PIN, LOCATING:	EA	2
						NUT, PLAIN, HEXAGON : S, 3/8-24 UNF-2B	EA	2

FORM 9-2320-242-34P



AT22238

Figure 182. Tailgate and related parts.

(1) Illustration		(2)	(3)	(4)	(5)	(6)	(7)	(8)
(a) Fig No.	(b) Item No.	SMR code	National stock No.	Part No.	FSCM	Description Usable On Code	U / M	Qty inc in unit
183	1	XBOZZ		11595030	19207	1810 TROOP SEAT AND RELATED PARTS		
183	2	MOOZZ		115949824	19207	SEAT ASSEMBLY:	EA	2
						HINGE: FABRICATE FROM 5 INCHES NSN 5340-00-089-2198	EA	4
						(SEE GROUP 9501)		
183	3	PAOFF	2540-00-591-5135	11594892	19207	SEAT BACK:	EA	2
183	4	PAOZZ	5310-00-877-5796	MS21044N4	96906	NUT, SELF-LOCKING, HEXAGON: S, 1/4-28 UNF-3B	EA	24
183	5	PAOZZ	5305-00-068-0506	MS90726-6	96906	SCREW, CAP, HEXAGON HEAD: S, 1/4-28 UNF-2A, 3/4 IN. LG	EA	16
183	6	PAOZZ	5310-00-061-7326	MS21045-3	96906	NUT, SELF-LOCKING, HEXAGON: S, 10-32 UNF-3B	EA	16
183	7	PAOZZ	5305-00-043-2679	MS24693S298	96906	SCREW, MACHINE: S, 1/4 28 UNF-2A 1 IN. LG	EA	8
183	8	XBOZZ		11595296	19207	SPACER:	EA	8
183	9	PAOZZ	5340-00-889-8675	11595028	19207	STRIKE , CATCH:	EA	4
183	10	PAOZZ	5305-00-989-7434	MS35207-263	96906	SCREW, MACHINE: S, 10-32 UNF-2A, 3/8 IN. LG.	EA	16
183	11	PAOZZ	5310-00-595-6772	MS15795-808	96906	WASHER, FLAT: CRES, 0.218 IN. ID, 0.437 IN. OD, 0.049 IN. THK	EA	16
183	12	PAOZZ	5315-00-839-2325	112726	2461	PIN , COTTER:	EA	4
183	13	PAOZZ	5340-00-566-7779	565698-52	72804	SLIDE BOLT SUBASSEMBLY:	EA	4
183	14	PAOZZ	5315-00-951-2395	MS20392-2C13	96906	PIN , STRAIGHT, HEADED: S, 3/16 IN. DIA, 37/64 IN. LO	EA	4
183	15	PAOZZ	5310-00-809-8544	MS27183-7	96906	WASHER, FLAT: S, 0.188 IN. ID, 0.375 IN. OD 0.049 IN. THK	EA	4
183	16	PAOZZ	2540-00-081-5445	11595029	19207	CABLE ASSEMBLY, LATCH:	EA	2

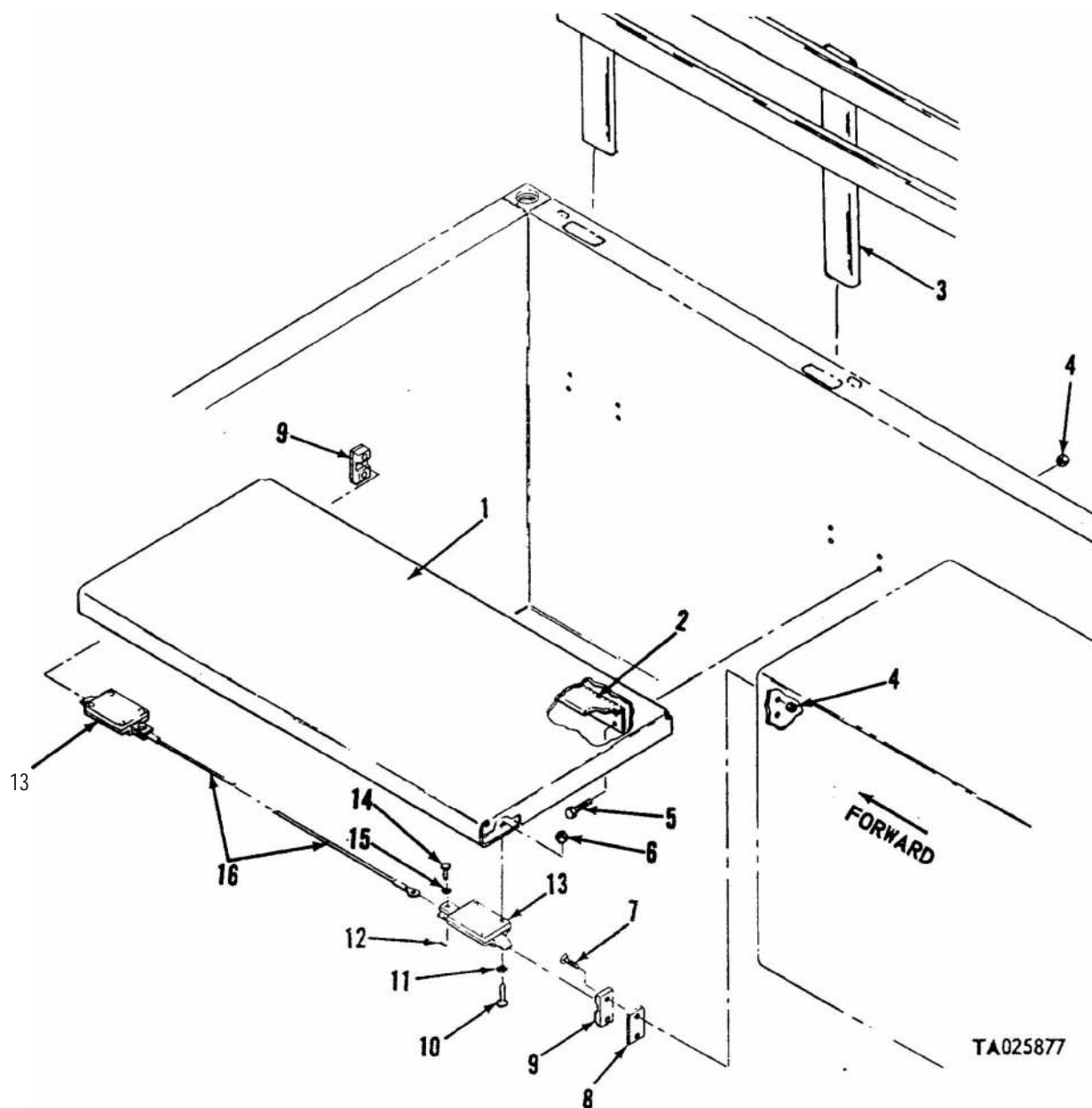
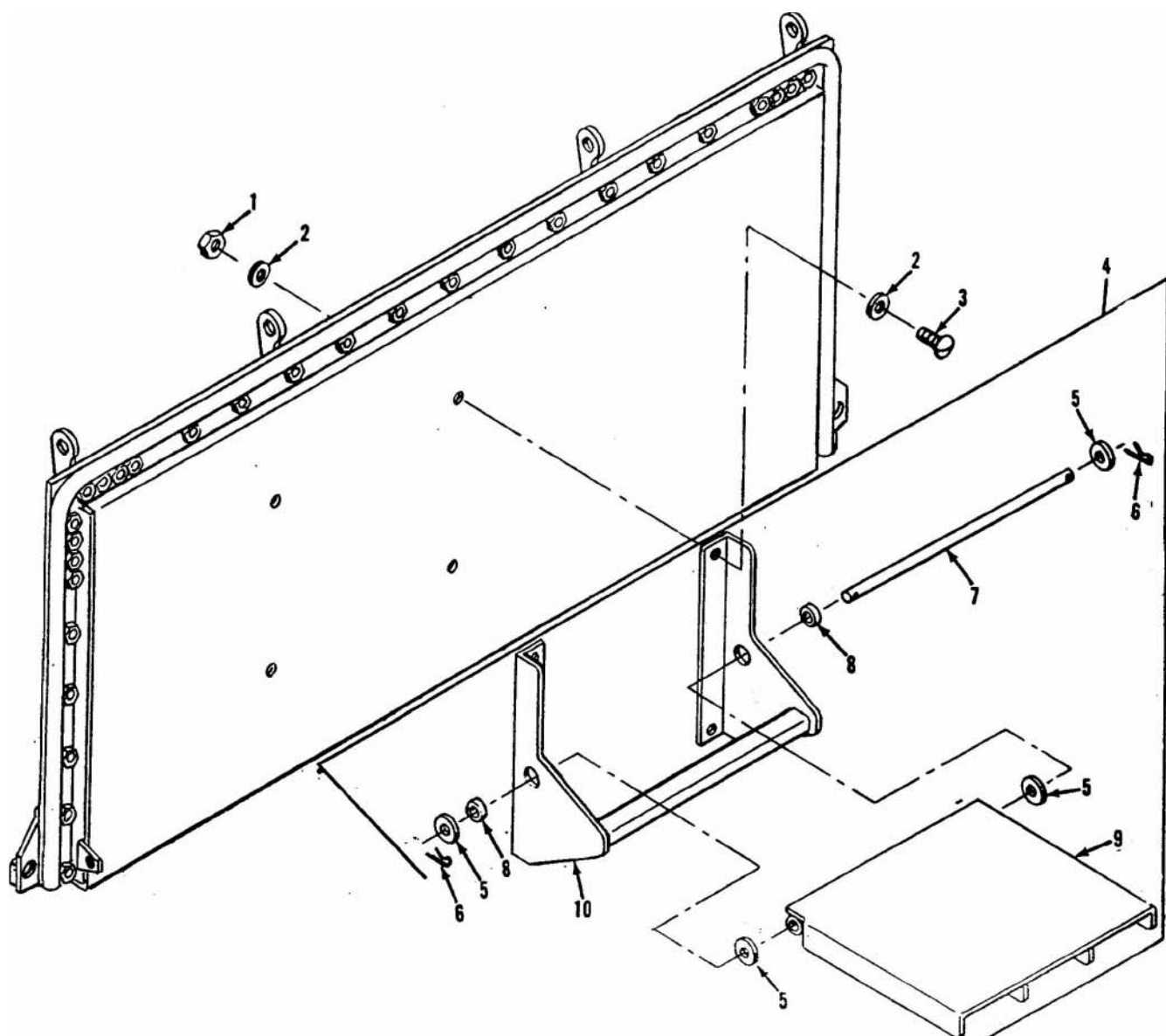


Figure 183. Troop seat and related parts.

(1)		(2)	(3)	(4)	(5)	(6)	(7)	(8)
(a) Fig. No.	(b) Item No.	SMR code	National stock No.	Part No.	FSCM	Description Usable On Code	U / M	Qty. inc in unit
						1812 TAILGATE STEP		
184	1	PAOZZ	5310.00-877-5796	MS21044N4	96906	NUT, SELF-LOCKING: S, 1/4-28 UNF-3B	BC	EA
184	2	PAOZZ	5310.00-141-1795	AN960-416	88044	WASHER, FLAT:	BC	EA
184	3	PAOZZ	5305.00-068-0507	MS90726-7	96906	SCREW, CAP, HEXAGON HEAD: S, ¼ -28 UNF-2A, 7/8 IN. LG	BC	EA
184	4	PAOZZ	2540.00-191-7162	11595670	19207	LADDER. VEHICLE BOARDING:	BC	EA
184	5	PAOZZ	5310.00-809-5998	MS27183-18	96906	WASHER, FLAT: S, 0.531 IN. ID, 1.062 IN. OD, 0.095 IN. THK	BC	EA
184	6	PAOZZ	5315-00-839.5821	MS24665-351	96906	PIN, COTTER: S, 1/8 IN. DIA, 3/4 IN. LG	BC	EA
184	7	PAOZZ	2540.00-782-4146	11695673	19207	SHAFT, STRAIGHT:	BC	EA
184	8	PAOZZ	3120-00-008-3174	11595674	19207	BUSHING, SLEEVE:	BC	EA
184	9	XBOZZ		11595672	19207	PLATFORM:	BC	EA
184	10	XAOZZ		11595671	19207	SUPPORT:	BC	EA

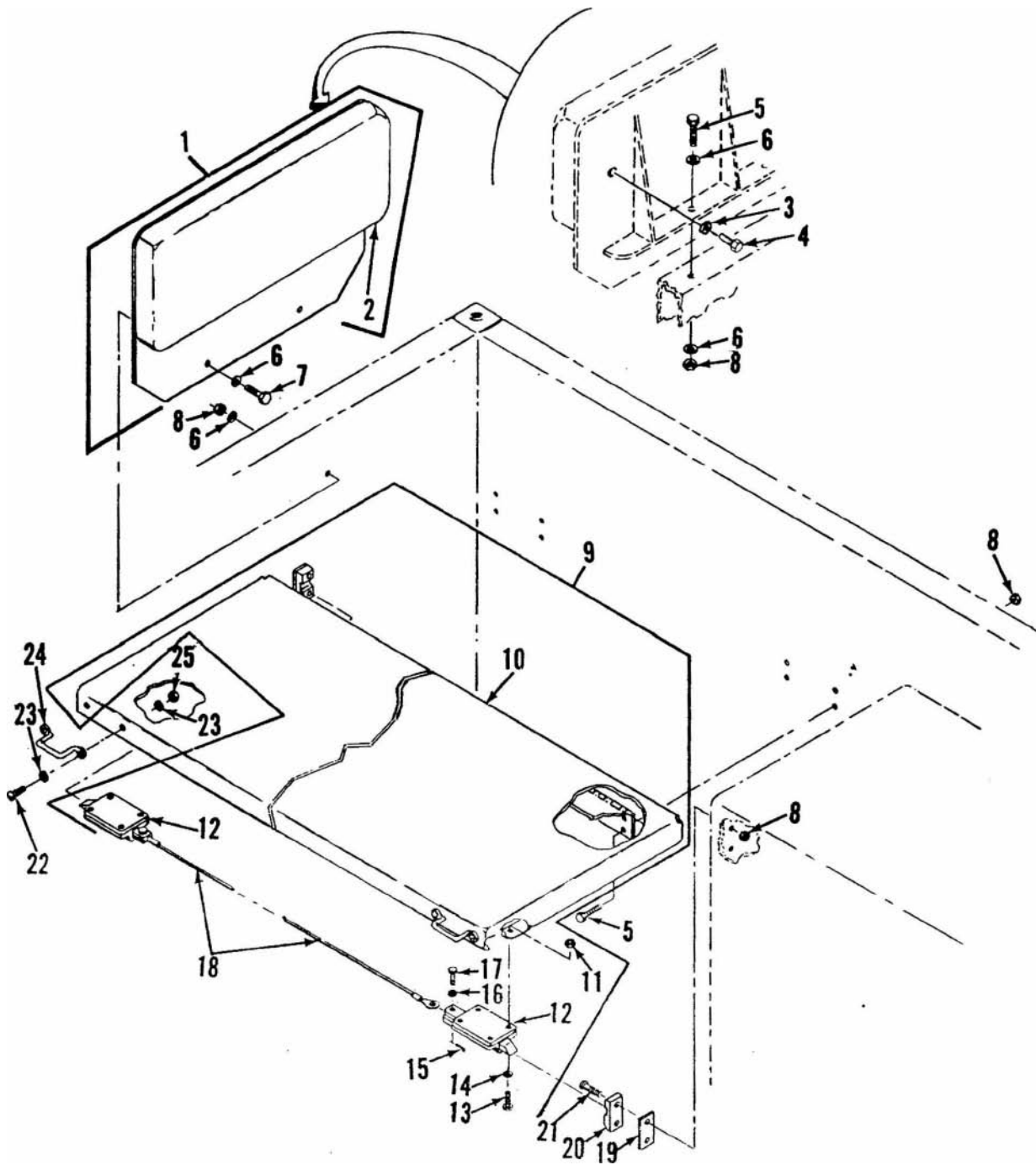
TM 9-2320-242-34P



AT22239

Figure 184. Tailgate step.

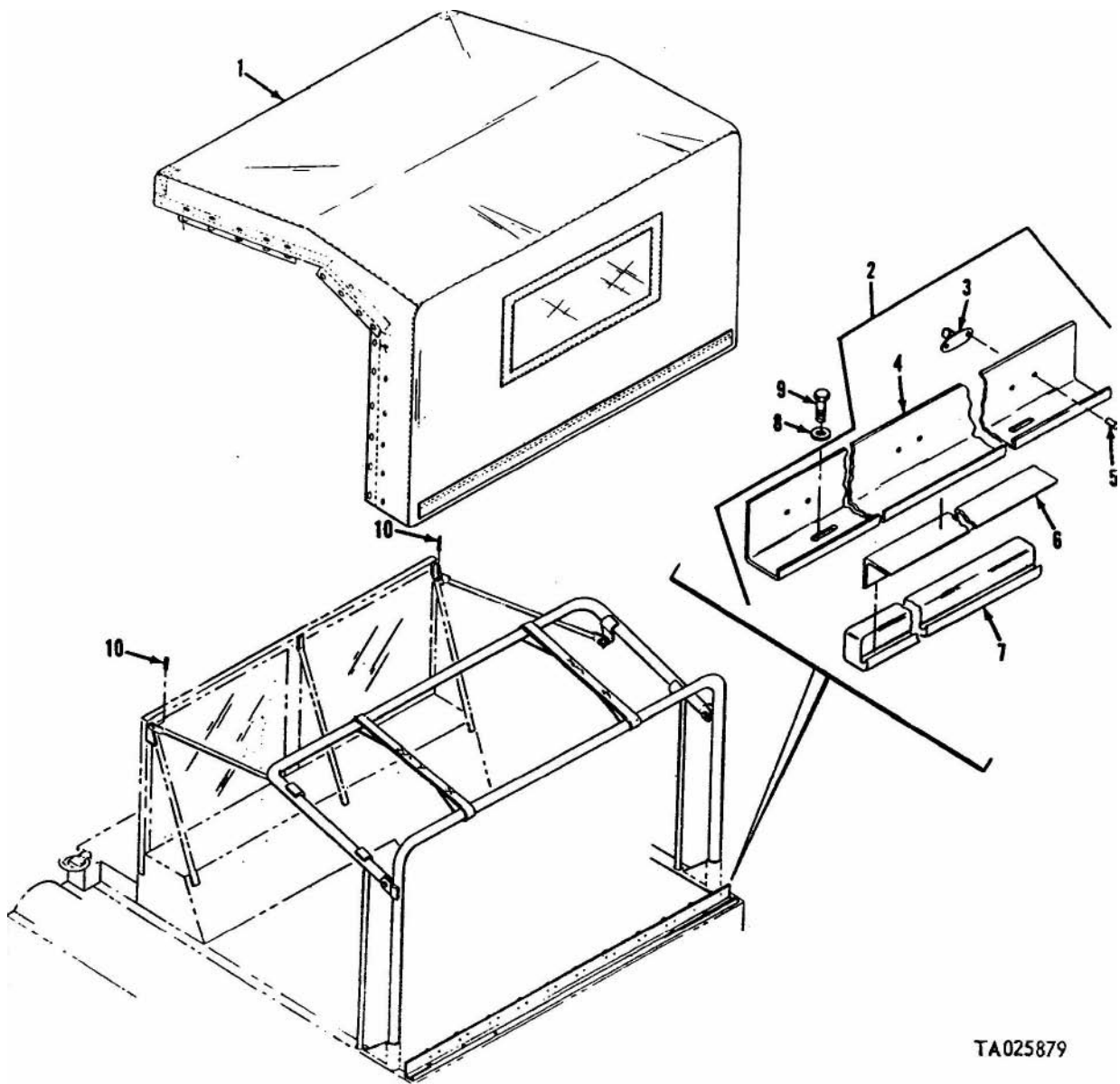
Illustration		(2)	(3)	(4)	(5)	(6)	(7)	(8)	
(a) Fig. No.	(b) Item No.	SMR code	National stock No.	Part No.	FSCM	Description Usable On Code	U / M	Qty inc in unit	
						1812-SIDE SEATS AND RELATED PARTS			
185	1	PAOZZ	2540-00-184-8012	11595688-1	19207	PAD ASSEMBLY: LEFT SIDE	BC	EA	2
185	1	XDOZZ		11595688-2	19207	PAD ASSEMBLY: RIGHT SIDE	BC	EA	2
185	2	PAOZZ	2540.00-832-5664	10936838	19207	CUSHION:	BC	EA	1
185	3	PAOZZ	5310-00-582-5965	MS35338-44	96906	WASHER, LOCK: S. 1/4 IN.	BC	EA	2
185	4	PAOZZ	5305-00-068-0504	MS90726-3	96906	SCREW, CAP, HEXAGON HEAD: S, 1/4-28 UNF-2A, 1/4 IN. LG	BC	EA	2
185	5	PAOZZ	5305-00.068-0506	MS90726-6	96906	SCREW, CAP, HEXAGON HEAD: S- 1/4-28 UNF-2A 1/4 IN. LG	BC	EA	20
185	6	PAOZZ	5310-00.809-4058	MS27183-10	96906	WASHER. FLAT: S, 0.281 IN. ID, 0.625 IN. OD, 0.065 IN. THK	BC	EA	16
185	7	PAOZZ	5305-00-267-8980	MS90726-14	96906	SCREW, CAP, HEXAGON HEAD: S, 1/4-28 UNF-2A, 2 IN. LG	BC	EA	2
185	8	PAOZZ	5310-00-877-5796	MS21044N4	96906	NUT, SELF-LOCKING, HEXAGON: S, 1/4-28 UNF-3B	BC	EA	32
185	9	XBOZZ		11660022	19207	SEAT ASSEMBLY:	BC	EA	2
185	10	XAOZZ		11660023	19207	PANEL:	BC	EA	1
185	11	PAOZZ	5310-00-061-7326	MS21045-3	96906	NUT, SELF-LOCKING, HEXAGON: S, 10-32 UNF-3B	BC	EA	8
185	12	PAOZZ	5340-00-566-7779	565698-52	72804	SLIDE BOLT SUBASSEMBLY:	BC	EA	2
185	13	PAOZZ	5305-00-990-6444	MS35207-261	96906	SCREW, MACHINE: S, 10-32 UNF-2A, 3/8 IN. LG	BC	EA	8
185	14	PAOZZ	5310-00.595-6772	MS15795-808	96906	WASHER, FLAT: CRES, 0.218 IN. ID, 0.437 IN. OD, 0.049 IN. THK	BC	EA	8
185	15	PAOZZ	5315-00.839-2325	112726	24617	PIN, COTTER:	BC	EA	2
185	16	PAOZZ	5310-00-809-8544	MS27183-7	96906	WASHER, FLAT: S, 0.188 IN. ID, 0.375 IN. OD, 0.049 IN. THK	BC	EA	2
185	17	PAOZZ	5315-00-951-2395	MS20392-2C13	96906	PIN, STRAIGHT, HEADED: S, 3/16 IN. DIA, 37/64 IN. LG.	BC	EA	2
185	18	PAOZZ	2540-00-081-5445	11595029	19207	CABLE ASSEMBLY: LATCH	BC	EA	2
185	19	XBOZZ		11595296	19207	SPACER:	BC	EA	8
185	20	PAOZZ	5340.00-889-8675	11596028	19207	STRIKE, CATCH:	BC	EA	4
185	21	PAOZZ	5305.00-043-2679	MS24693S298	96906	SCREW, MACHINE: S, 1/4-28 UNF-2A, 1 IN. LG	BC	EA	8
185	22	PAOZZ	5305.00-993-1848	MS35207-265	96906	SCREW, MACHINE: S, 10-32 UNF-2A, 3/4 IN. LG	BC	EA	8
185	23	PAOZZ	5310-00-809-8546	MS27183-8	96906	WASHER, FLAT: S, 0.219 IN. ID, 0.438 IN. OD, 0.049 IN. THK	BC	EA	16
185	24	PAOZZ	5340.00-916-6539	MS51939-2	96906	LOOP, STRAP FASTENER: S, 3-3/4 IN. LG	BC	EA	4
185	25	PAOZZ	5310.00-877-5797	MS21044N3	96906	NUT, SELF-LOCKING, HEXAGON: S, 10-32 UNF-3B	BC	EA	8



TA037592

Figure 185. Side seats and related parts.

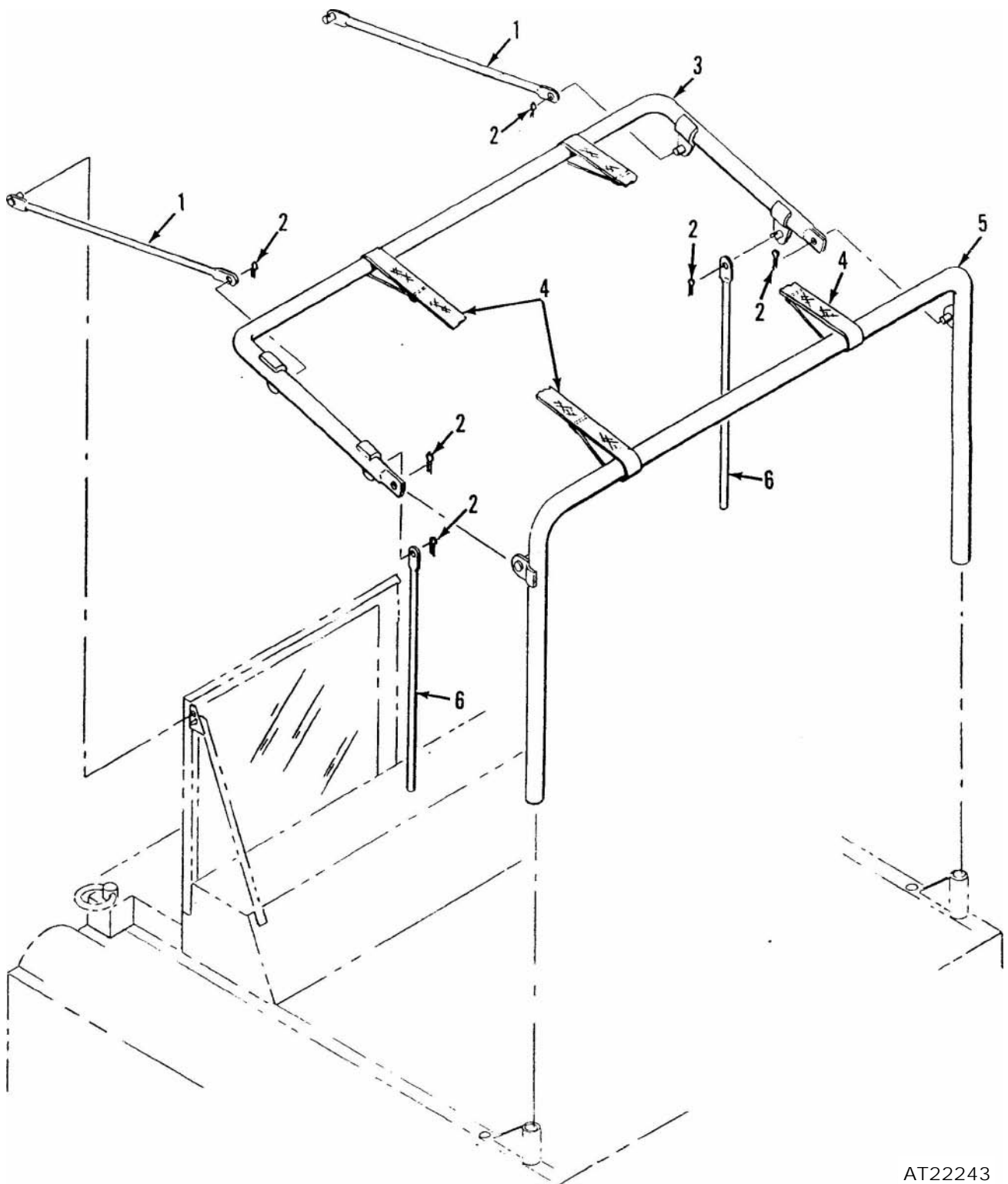
(1) Illustration		(2)	(3)	(4)	(5)	(6)	(7)	(8)
(a) Fig. No.	(b) Item No.	SMR code	National stock No.	Part No.	FSCM	Description Usable On Code	U / M	Qty. <i>inc.</i> in unit
						GROUP-22 BODY CHASSIS AND ACCESSORY ITEMS		
						2201—CANOPY AND SUPPORTS, TRACTOR CANOPY ASSEMBLY		
186	1	PAOFF	2540-00-880.3997	11594653	19207	CANOPY, CAB TOP:	EA	1
186	2	PAOZZ	2540-00-880.4022	11594752	19207	CHANNEL ASSEMBLY: CANOPY CAB	EA	1
186	3	PAFZZ	5325-00-072-0125	549221	21450	FASTENER:	EA	11
186	4	XAFZZ		11594753	19207	CHANNEL:	EA	1
186	5	PAFZZ	5320.00-619-4039	MS20470AD5-5	96906	RIVET, SOLID: AL ALLOY, 5/32 IN. DIA, 5/16 IN. LG	EA	22
186	6	XBOZZ		11694759	19207	ANGLE:	EA	1
186	7	XDOZZ		11602020.5	19207	SEAL ASSEMBLY:	EA	1
186	8	PAOZZ	5310-00-809.4058	MS27183 10	96906	WASHER, FLAT: 0.281 IN. ID, 0.625 IN. OD, 0.065 IN. THK	EA	4
186	9	PAOZZ	5305-00-068-0505	MS90726-5	96906	SCREW, CAP, HEXAGON HEAD: 1/4 28 UNF-2A 5/8 IN. LG	EA	4
186	10	PAOZZ	5315-00-159-6280	7719236	19207	PIN, LOCK:	EA	2



TA025879

Figure 186. Tractor canopy assembly.

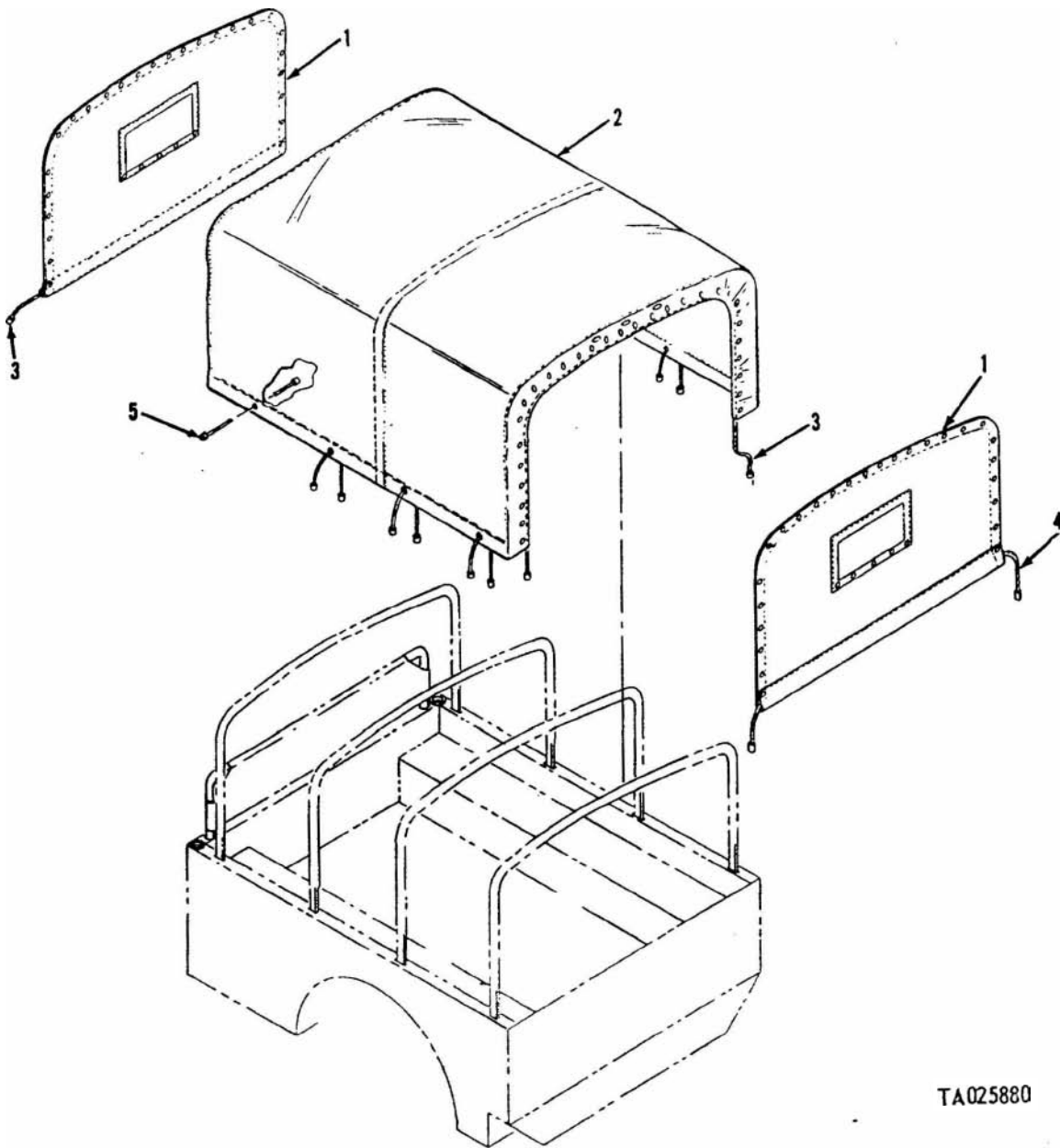
(1) Illustration		(2)	(3)	(4)	(5)	(6)	(7)	(8)
(a) Fig. No.	(b) Item No.	SMR code	National stock No.	Part No.	FSCM	Description Usable On Code	U · M	Qty. inc. in unit
187	1	PAOZZ	2510-00-880-4024	11594751	19207	2201—FRAME ASSEMBLY, TRACTOR	EA	2
187	2	PAOZZ	5315-00-775.3911	7753911	19207	TUBE ASSEMBLY: BOW	EA	6
187	3	PAOFZ	2540-00-880-4017	11594749	19207	PIN, LOCK:	EA	1
187	4	PAOZZ	8305-00.263-2477	27W918	19207	BOW, VEHICULAR TOP:	EA	2
187	5	PAOFZ	2540-00-880.4006	11594747	19207	WEBBING:	EA	1
187	6	PAOZZ	2510-00-080.7233	11594754	19207	BOW, VEHICULAR TOP:	EA	1
						SUPPORT, BOW:	EA	2



AT22243

Figure 187. Frame assembly, tractor.

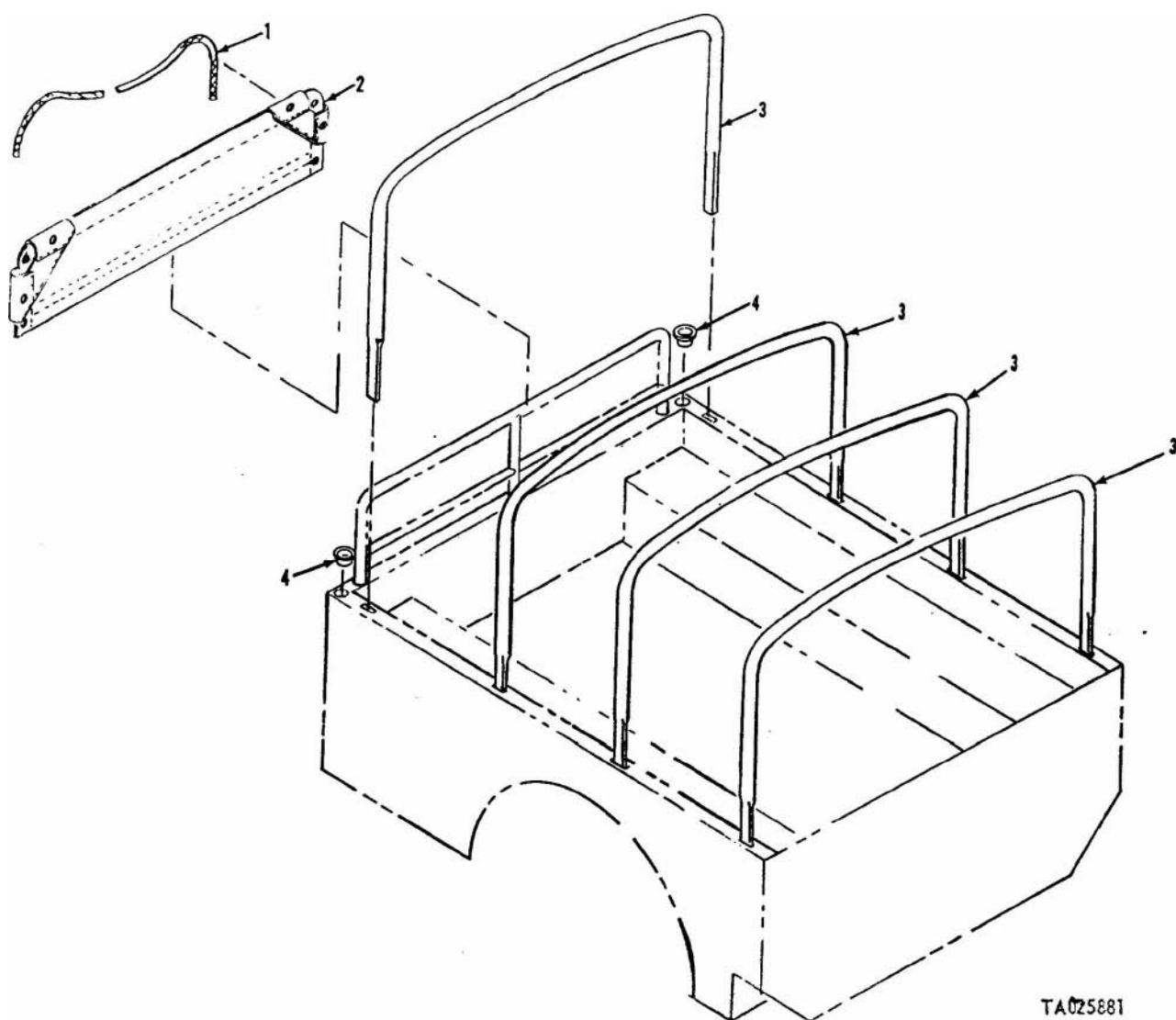
(1) Illustration		(2)	(3)	(4)	(5)	(6)	(7)	(8)
a) Fig. No.	(b) Item No.	SMR code	National stock No.	Part No.	FSCM	Description Usable On Code	U 'M	Qty inc in unit
188	1	PAOFF	2540.00-880-3993	11594431	19207	2201-CARRIER CANOPY ASSEMBLY	EA	2
188	2	PAOFF	2540-00-880-4018	11594767	19207	CURTAIN, VEHICULAR: END	EA	1
188	3	MOOZZ		11594721-3	19207	COVER, FITTED, VEHICULAR:	EA	1
188	4	MOOZZ		11594721-2	19207	ROPE ASSEMBLY: FABRICATE FROM 2 CLIP, P/N 7979453 AND ROPE, COTTON 180 IN. LG, NSN 4020-00-068-7907 (SEE GROUP 9501)	EA	2
188	5	MOOZZ		11594721-1	19207	ROPE ASSEMBLY: FABRICATE FROM 2 CLIP, P/N 7979453 AND ROPE, COTTON 134 IN. LG, NSN 4020-00-068-7907 (SEE GROUP 9501)	EA	8
						ROPE ASSEMBLY: FABRICATE FROM 2 CLIP P/N 7979453 AND ROPE, COTTON 26 IN. LG, NSN 4020 00-068-7907 (SEE GROUP 9501)		



TA025880

Figure 188. Carrier canopy assembly.

(1) Illustration		(2)	(3)	(4)	(5)	(6)	(7)	(8)
(a) Fig. No.	(b) Item No.	SMR code	National stock No.	Part No.	FSCM	Description Usable On Code	U / M	Qty. inc i unit
189	1	MOOZZ		11594721-3	19207	2201-CARRIER FRAME ASSEMBLY ROPE ASSEMBLY: FABRICATE FROM 2 CLIP, P/N 7979453 AND ROPE, COTTON 180 IN. LG, NSN 4020-00-068-7907 (SEE GROUP 9501▶.	EA	1
189	2	PAOFF	2540.00-880-3794	11595501	19207	SPLASH GUARD ASSEMBLY:	EA	1
189	3	PAOZZ	2540-00-880-4005	11594724	19207	BOW VEHICULAR TOP:	EA	4
189	4	XBOZZ		11595743	19207	PLUG:	EA	2



TA025881

Figure 189. Carrier frame assembly.

(1) Illustration		(2)	(3)	(4)	(5)	(6)	(7)	(8)
(a) Fig. No.	(b) Item No.	SMR code	National stock No.	Part No.	FSCM	Description Usable On Code	U / M	Qty inc in unit
190	1	PAOZZ	5310-00-877-5796	MS20144N4	96906	2201—CARRIER CANOPY ASSEMBLY NUT, SELF LOCKING, HEXAGON: 1/4 28 UNF-3B	BC	EA 30
190	2	PAOZZ	5310.00-167.0835	AN96C 416L	88044	WASHEP FLAT:	BC	EA 36
190	3	MOOZZ		11595716.1	19207	RETAINER, CANVAS: FABRICATE FROM RETAINER 26.95 IN. LG. NSN 9535-00-866-0295 (SEE GROUP 9501)	BC	EA 1
190		PAOZZ	5305-00-267-8982	MS90726 15	96906	SCREW, CAP, HEXAGON HEAD: 1/4.28 UNF-2A, 2	BC	EA 17
190	5	PAOZZ	2510.00-211-5389	11595856	19207	1/4 IN. LG. MOLDING METAL:	BC	EA 1
190	6	MOOZZ		11595716-3	19207	RETAINER, CANVAS: FABRICATE FROM, RETAINER 12.50 IN. LG, NSN 9535 00-866-0295 (SEE GROUP 9501)	BC	EA 1
190	7	PAOZZ	5305.00-267-8984	MS90726-17	96906	SCREW, CAP, HEXAGON HEAD: 1/4 28 UNF-2A, 2	BC	EA 2
190	8	MOOZZ		11595716-4	19207	3/4 IN. LG RETAINER, CANVAS: FABRICATE FROM, RETAINER 21.50 IN. LG, NSN 9535-00-866-0925 (SEE GROUP 9501)	BC	EA 1
190	9	XBOZZ		11595720	19207	FRAME: OUTER	BC	EA 2
190	10	PAOZZ	2540-00-781-8662	11595719-1	19207	WINDOW: OUTER	BC	EA 2
190	11	PAOZZ	2540-00-781-8768	11595719-2	19207	WINDOW: INNER	BC	EA 2
190	12	XBOZZ		11595721	19207	FRAME: INNER	BC	EA 2
190	13	PAOZZ	5310-00-081-8087	MS21044N06	96906	NUT, SELF-LOCKING, HEXAGON: 6-32 UNC-3B	BC	EA 48
190	14	PAOZZ	5305.00-984-4992	MS35206-232	96906	, SCREW, MACHINE: 6-32 UNC-2A, 3/4 IN. LG	BC	EA 48
190	15	PAOZZ	2540-00-781-8669	11595712	19207	FACING: CAB	BC	EA 1
190	16	XBOZZ		11595715	19207	, RETAINER:	BC	EA 1
190	17	PAOZZ	5305-00-267-8979	MS90726-13	96906	SCREW, CAP, HEXAGON HEAD: S, CD POTD, 1/4- 28 UNF-2A, 1 1/4 IN. LG.	BC	EA 11
190	18	PAOZZ	5310-00-809-4058	MS27183-10	96906	WASHER, FLAT: S, CD PLTD, 0.281 IN. ID, 0.625 IN. OD, 0.065 IN. THK	BC	EA 22
190	19	MOOZZ		11595716-2	19207	RETAINER, CANVAS: FABRICATE FROM, RETAINER IN. LG. NSN 9535-00-866.0295 (SEE GROUP 9501)	BC	EA 1
190	20	PAOZZ	5325-00-281-8643	426687	21450	SOCKET, TURN BUTTON:	BC	EA 2
190	21	PAOZZ	5325-00-604-9662	426686	21450	WASHER, SNAP EASTERNER:	BC	EA 6
190	22	PAOZZ	5325-00.829-8886	78332	61864	FASTENER:	BC	EA 10
190	23	PAOZZ	5325.00-303-4932	549222	21450	CLINCH PLATE, TURN BUTTON:	BC	EA 10
190	24	PAOFF	2540-00-936-7812	11660038	19207	CANOPY ASSEMBLY:	BC	EA 1
190	25	PAOZZ	2540-00-781-7855	11595665.2	19207	MARKER AMBULANCE: REAR	BC	EA 1
190	26	PAOZZ	2540-00-781-7856	11595665-1	19207	MARKER AMBULANCE: TOP AND SIDE	BC	EA 1

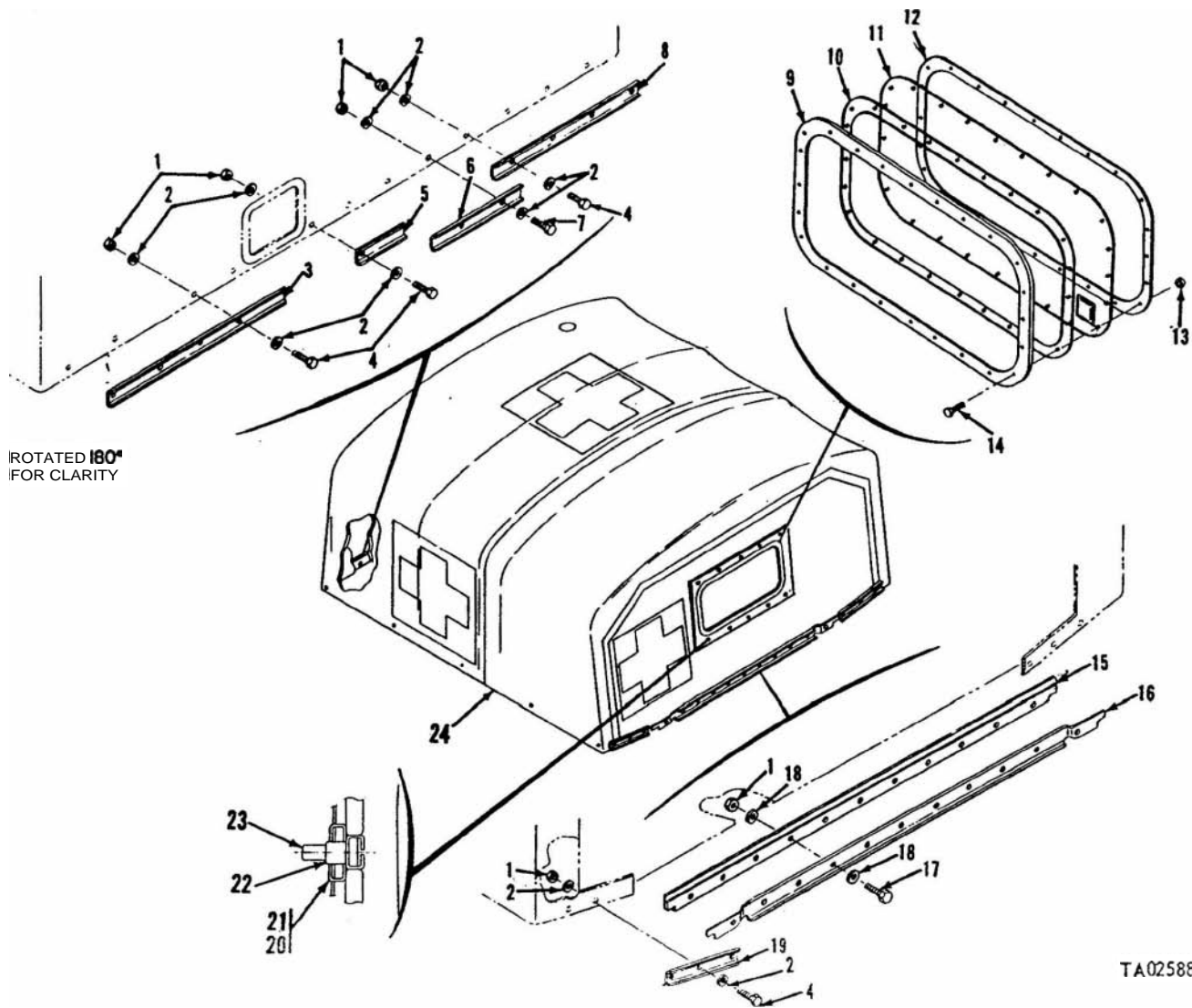
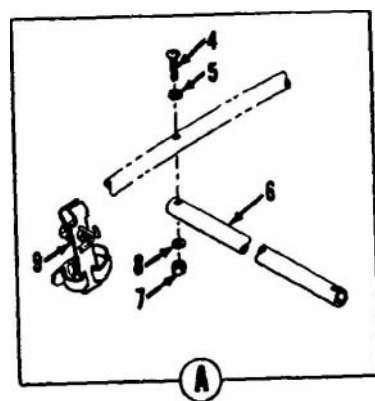
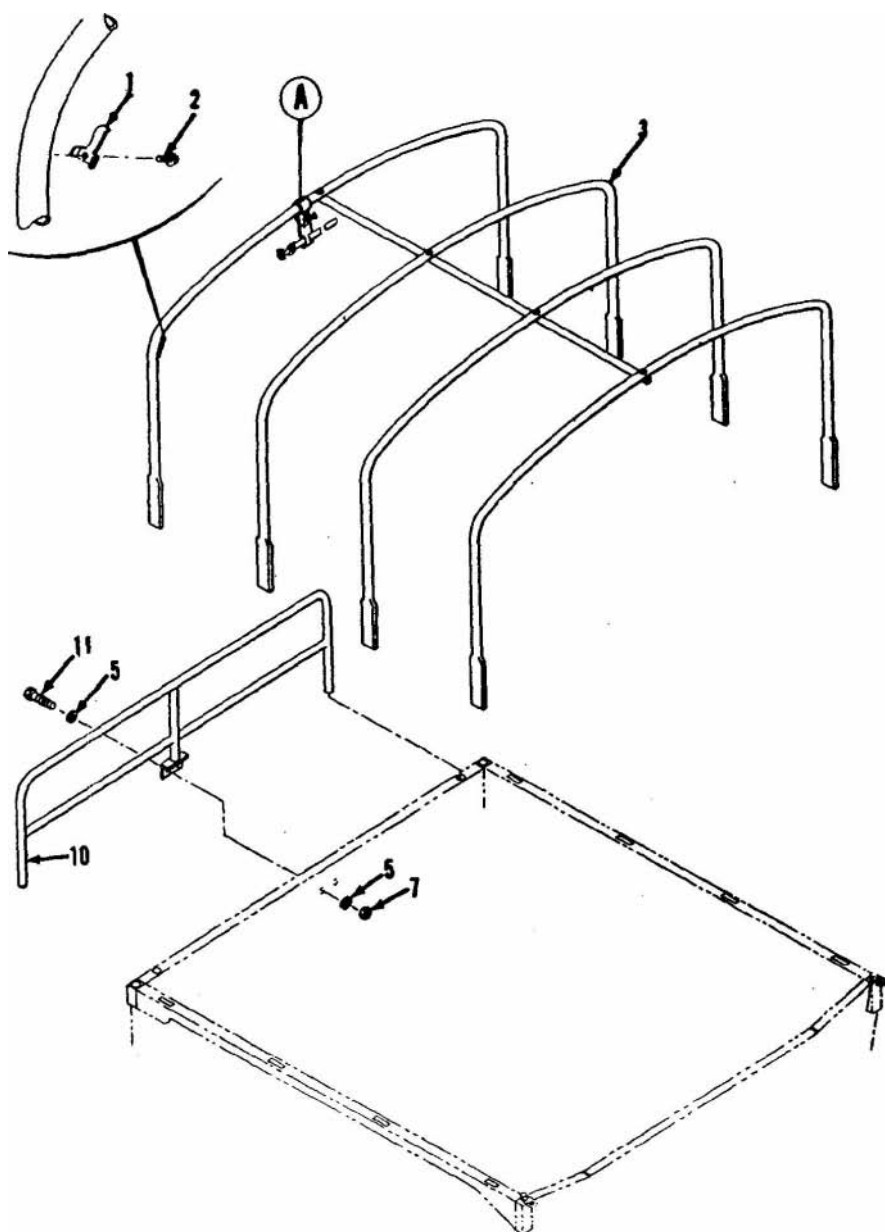


Figure 190. Carrier canopy assembly.

(1) Illustration		(2)	(3)	(4)	(5)	(6)	(7)	(8)
(a) Fig. No.	(b) Item No.	SMR code	National stock No.	Part No.	FSCM	Description Usable On Code	U / M	Qty. inc. in unit
191.	1	PAOZZ	5340-00-880.7794	11595663	19207	2201—CARRIER FRAME ASSEMBLY		
191	2	PAOZZ	5305-00-855-0957	MS24629-46	96906	CLIP, RETAINING: BC	EA	8
191	3	PAOZZ	2540-00-252-5573	11660025	19207	SCREW, TAPPING, THREAD CUTTING: S, 10-24, 1/2 IN. LG BC	EA	8
191	4	PAOZZ	5305-00-958-0598	MS35207-289	96906	BOW, VEHICULAR TOP: BC	EA	4
191	5	PAOZZ	5310-00-809-4058	MS27183-10	96906	SCREW, MACHINE: S, 1/4-28 UNF-2A, 2 1/2 IN. LG BC	EA	4
191	6	PAOZZ	2640-00-406-7297	11595686	19207	WASHER, FLAT: 5, 0.281 IN. ID, 0.625 IN, OD, 0.065 IN. THK BC	EA	8
191	7	PAOZZ	5310-00-877-5796	MS21044N4	96906	SUPPORT: BC	EA	1
191	8	PAOZZ	5310-00-550-1130	MS35333-40	96906	NUT, SELF-LOCKING, HEXAGON: S, 1/4-28 UNF-3E BC	EA	6
191	9	PAOZZ	2540.00-936-7884	11596654	19207	WASHER, LOCK: S, 1/4 IN. DIA BC	EA	4
191	10	XBOZZ		11594405	19207	BRACKET: LITTER SUPPORT BC	EA	2
191	11	PAOZZ	5305-00-267.8983	MS90726 16	96906	GUARD ASSEMBLY: BC	EA	1
						SCREW, CAP, HEXAGON HEAD: S, 1/4-28 UNF-2A , 2-1/2 IN. LG. BC	EA	2

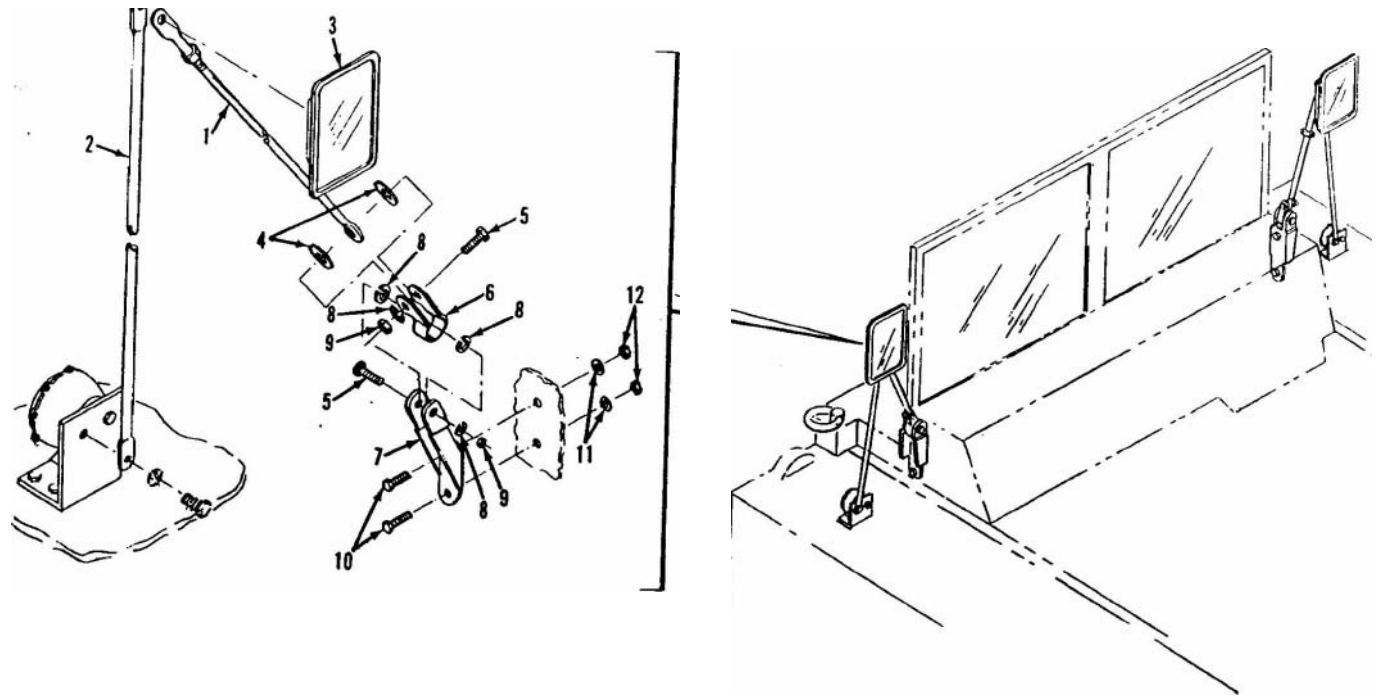


AT22247

Figure 191. Carrier frame assembly.

(1) Illustration		(2)	(3)	(4)	(5)	(6)	(7)	(8)
(a) Fig. No.	(b) Item No.	SMR code	National stock No.	Part No.	FSCM	Description Usable On Code	U / M	Qty. inc. in unit
						2202-ACCESSORY ITEMS		
						MIRROR ASSY AND RELATED PARTS		
192	1	PAOZZ	2540-00-952-7034	MS51388-2	96906	ARM, REARVIEW MIRROR: S, 15 IN. CLOSED LG, 25 IN. EXTENDED LG	EA	2
192	2	PAOZZ	2540-00-004-6852	11595874	19207	ARM, REARVIEW MIRROR:	EA	2
192	3	PAOZZ	2540-00-840-0022	MS53015-1	96906	MIRROR ASSEMBLY, REARVIEW: 8 1/2 IN. LG 5 1/2 IN. W	EA	2
192	4	PAOZZ	5330-00-483-2408	7372705	19207	GASKET:	EA	4
192	5	PAOZZ	5305.00-269-2807	MS90726-64	96906	SCREW, CAP, HEXAGON HEAD: S, 3/8-24 UNF-2A, 1 1/2 IN. LG	EA	4
192	6	PAOZZ	5340.00-774-1403	7741403	19207	CLAMP, LOOP:	EA	2
192	7	PAOZZ	2540-00-737-2703	7372703	19207	BRACKET:	EA	2
192	8	PAOZZ	5310-00-637-9541	MS35338-4E	96906	WASHER, LOCK: S, 3/8 IN. DIA	EA	4
192	9	PAOZZ	5310-00-905-4600	MS51968-6	96906	NUT, PLAIN, HEXAGON: S, 5/16-24 UNF-2B	EA	4
192	10	PAOZZ	5306-00-225-9086	MS90726-31	96906	SCREW, CAP, HEXAGON HEAD: S, 5/16-24 UNF-2A, 5/8 IN. LG	EA	4
192	11	PAOZZ	5310-00-081-4219	MS27183 12	96906	WASHER, FLAT: S, 0.344 IN. ID, 0.688 IN. OD, 0.065 IN. THK	EA	4
192	12	PAOZZ	5310-00-905-4600	MS51968 E	96906	NUT, PLAIN, HEXAGON: S, 5/16-24 UNF-2B	EA	4
192	13	PAOZZ	5310-00.550-1130	MS35333-40	96906	WASHER, LOCK: S, 1/4 IN. DIA	EA	2
192	14	PAOZZ	5310-00-971-7989	MS35691-5	96906	NUT, PLAIN, HEXAGON: S, 1/4-28 UNF-2B	EA	2

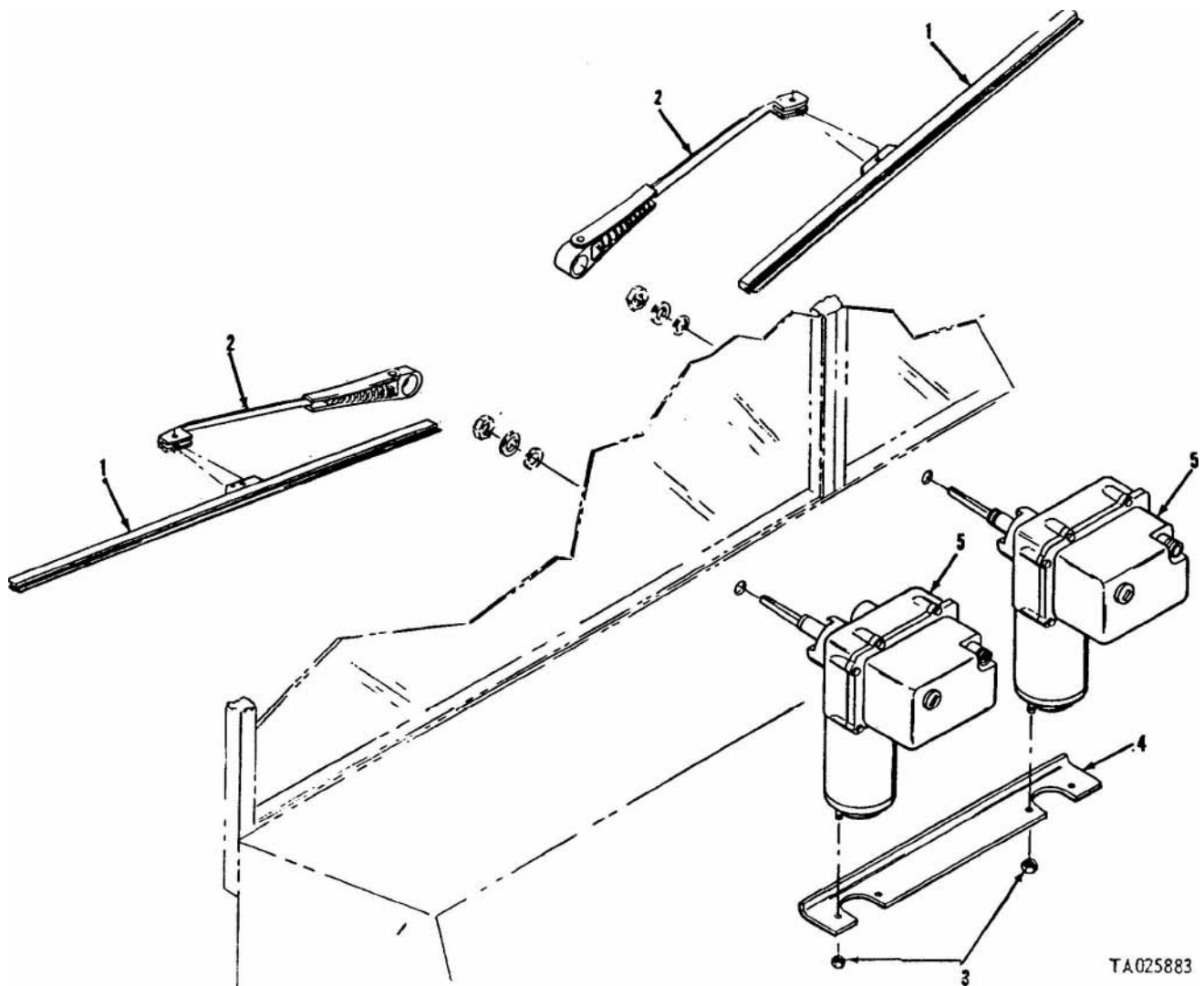
:413



AT22248

Figure 192. Mirror assembly and related parts.

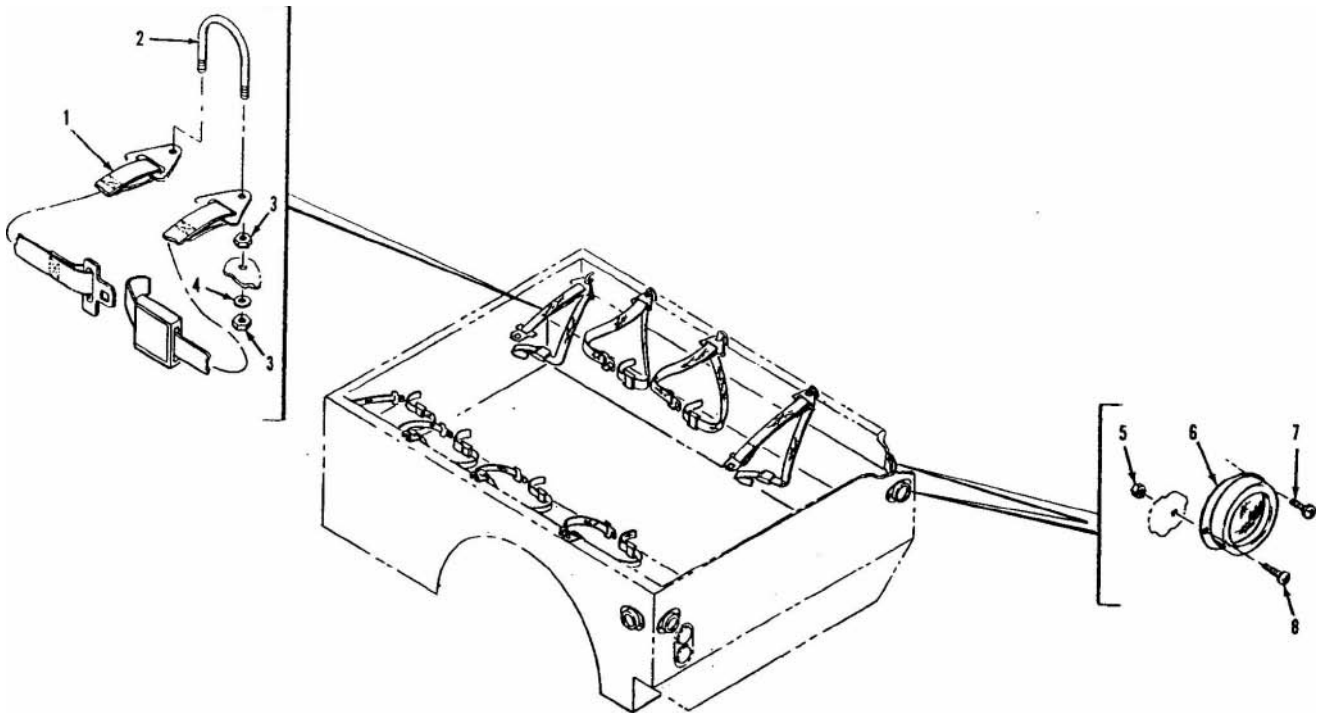
(1) Illustration		(2)	(3)	(4)	(5)	(6)	(7)	HO
(a) Fig. No.	(b) Item No.	SMR code	National stock No.	Part No.	FSCM	Description Usable On Code	U # M	Qty. inc. unit
193	1	KFOZZ	5310-00-811-3494	11668684	19207	2202—WINDSHIELD WIPER ASSEMBLY	LA	2
193	2	KFOZZ		11668686	19207	BLADE, WINDSHIELD WIPER:	EA	2
193	3	XBOZZ		11595160	19207	ARM, WINDSHIELD WIPER:	EA	1
193	4	PAOZZ		MS21044N08	96906	BRACKET:	EA	1
193	5	KFOZZ		11663450.1	19207	NUT, SELF-LOCKING, HEXAGON: S, 8 · 32 UNC-3B	EA	4
193		PAOZZ	2540-00.122-8956	12250084	19207	MOTOR: WINDSHIELD WIPER	EA	2
						KIT, WINDSHIELD WIPER MOTOR: UNIVERSAL, COM- POSED OF	EA	2
193	5			11663460.1	19207	MOTOR:	EA	1
193				12250094	19207	LEAD:	EA	1
193	2			11668685	19207	ARM:	EA	1
193	1			11668684	19207	BLADE:	EA	1
193				12250083	19207	BRACKET:	EA	1
193				425568	BCYX6	SCREW:	EA	3
193				MS35650-304	96906	NUT:	EA	3
193				MS35335-60	96906	WASHER:	EA	5
193				11668686	19207	CAPACITOR:	EA	1
193				12250082	19207	LEAD:	EA	1
193				MS35335-58	96906	WASHER:	EA	1



TA025883

Figure 193. Windshield wiper assembly.

(1) Illustration		(2)	(3)	(4)	(5)	(6)	(7)	(8)
(a) Fig. No.	(b) Item No.	SMR code	National stock No,	Part No.	FSCM	Description Usable On Code	U / M	Qty. inc. in unit
						2202-SAFETY BELTS AND REFLECTOR ASSEMBLY		
194	1	PAOZZ	2540-00-930-2718	10866260.1	19207	BELT, SAFETY:	EA	8
194	2	PAOZZ	5306-00-066-4296	10106365-1	18876	U-BOLT:	EA	10
194	3	PAOZZ	5310-00-834-8736	MS35691-2	96906	NUT, PLAIN, HEXAGON: S, 1/4-20 UNC-2B	EA	40
194	4	PAOZZ	5310-00-809-4058	MS27183-10	96906	WASHER, FLAT: 5, 0.281 IN. ID, 0.625 IN. OD, 0.065 IN, THK	EA	20
194	5	PAOZZ	5310.00-877-5796	MS21044N4	96906	NUT, SELF-LOCKING, HEXAGON: S, 1/4.28 UNF-3B	EA	8
194	6	PAOZZ	9905-00-205-2795	MS35387-1	96906	REFLECTOR, INDICATING, CLEARANCE: 5/8 IN. WIDE, RED REFLECTING ELEMENT	EA	4
194	7	PAOZZ	5305-00-993-2460	MS35207-282	96906	SCREW, MACHINE: S, 1/4.28 UNF-2A , 7/8 IN. LG	EA	4
194	8	PAOZZ	5305.00-993-2463	MS35207-279	96906	SCREW, MACHINE: S, 1/4.28 UNF-2A , 1/2 IN. LG	EA	4



AT22250

Figure 199. Safety belts and reflector assembly.

(1) Illustration		(2)	(3)	(4)	(5)	(6)	(7)	(8)
(a) Fig. No.	(b) Item No.	SMR code	National stock No.	Part No.	FSCM	Description Usable On Code	U / M	Qty. inc. in unit
						2202-HEATER INTAKE AND RELATED PARTS		
195	1	PAOZZ	5305-00.068-0506	MS90726-6	96906	SCREW, CAP, HEXAGON HEAD: S, 1/4-28 UNF-2A, 3/4 IN. LG	BC	EA 10
195	2	XBOZZ		11595448	19207	LOUVER:	BC	EA 1
195	3	XBOZZ		11595708	19207	INTAKE ASSEMBLY:	BC	EA 1
195	4	PAOZZ	5310-00-877-5796	MS21044N4	96906	NUT, SELF-LOCKING, HEXAGON: S, 1/4.28 UNF-3B	BC	EA 7
195	5	XBOZZ		11660061	19207	DUCT ASSEMBLY:	BC	EA 1
195	6	XBOZZ		11595698	19207	BAFFLE:	BC	EA 1
195	7	PAOZZ	5305-00-984.6189	MS35206-241	96906	SCREW, MACHINE: S, #8.32 UNC-2A, 1/4 IN. LG	BC	EA 2
195	8	PAOZZ	5310-00-877-5797	MS21044N3	96906	NUT, SELF-LOCKING, HEXAGON: S, 10-32 UNF-3B	BC	EA 1
195	9	PAOZZ	5310-00-809-8546	MS27183-8	96906	WASHER, FLAT: S, 0.219 IN. ID, 0.438 IN OD, 0.065 IN. THK	BC	EA 1
195	10	XAOZZ		11595699	19207	HANDLE ASSEMBLY:	BC	EA 1
195	11	PAOZZ	2590-00-756-3599	8712437	19207	PLUNGER, BALL:	BC	EA 1
195	12	PAOZZ	5310.00-809-4058	MS27183-10	96906	WASHER, FLAT: S, 0.281 IN.ID, 0.625 IN. 01), 0.065 IN. THK	BC	EA 7
195	13	PAOZZ	5305-00-052-6920	MS24629-56	96906	SCREW, TAPPING, THREAD CUTTING: S, 1/4-20, 3/8 IN. LG	BC	EA 4

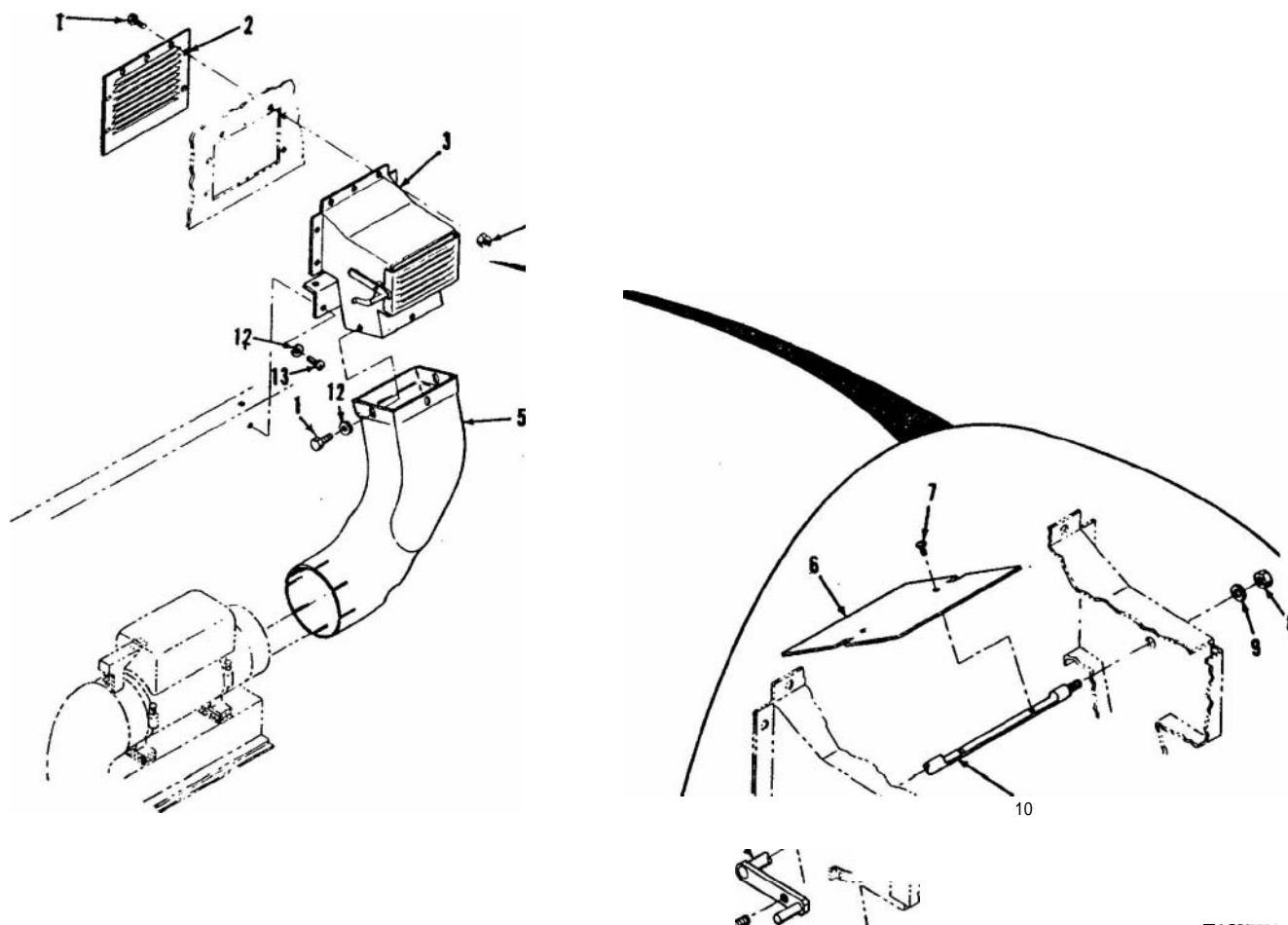
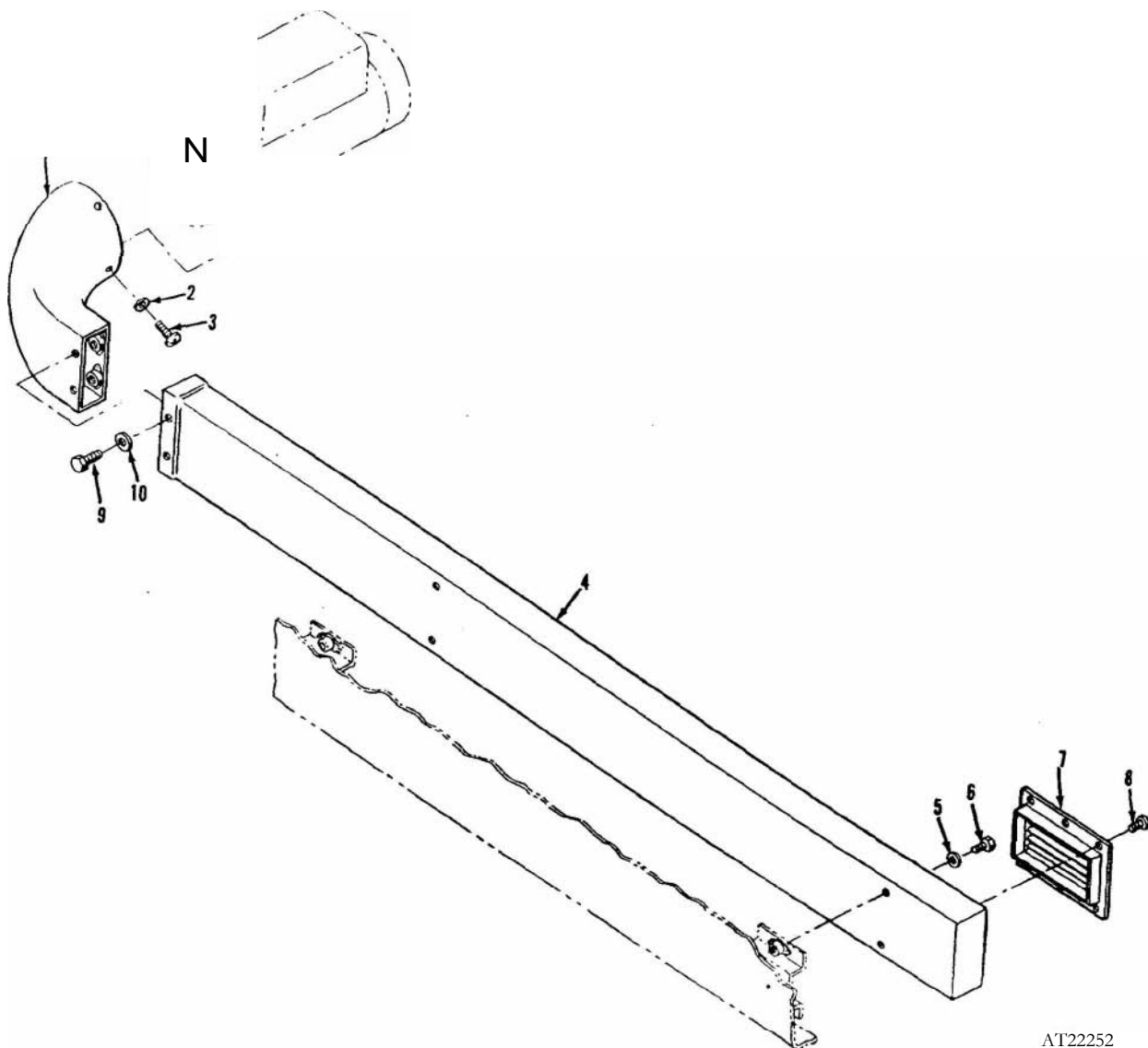


Figure 195. Heater intake and related parts.

TA037593

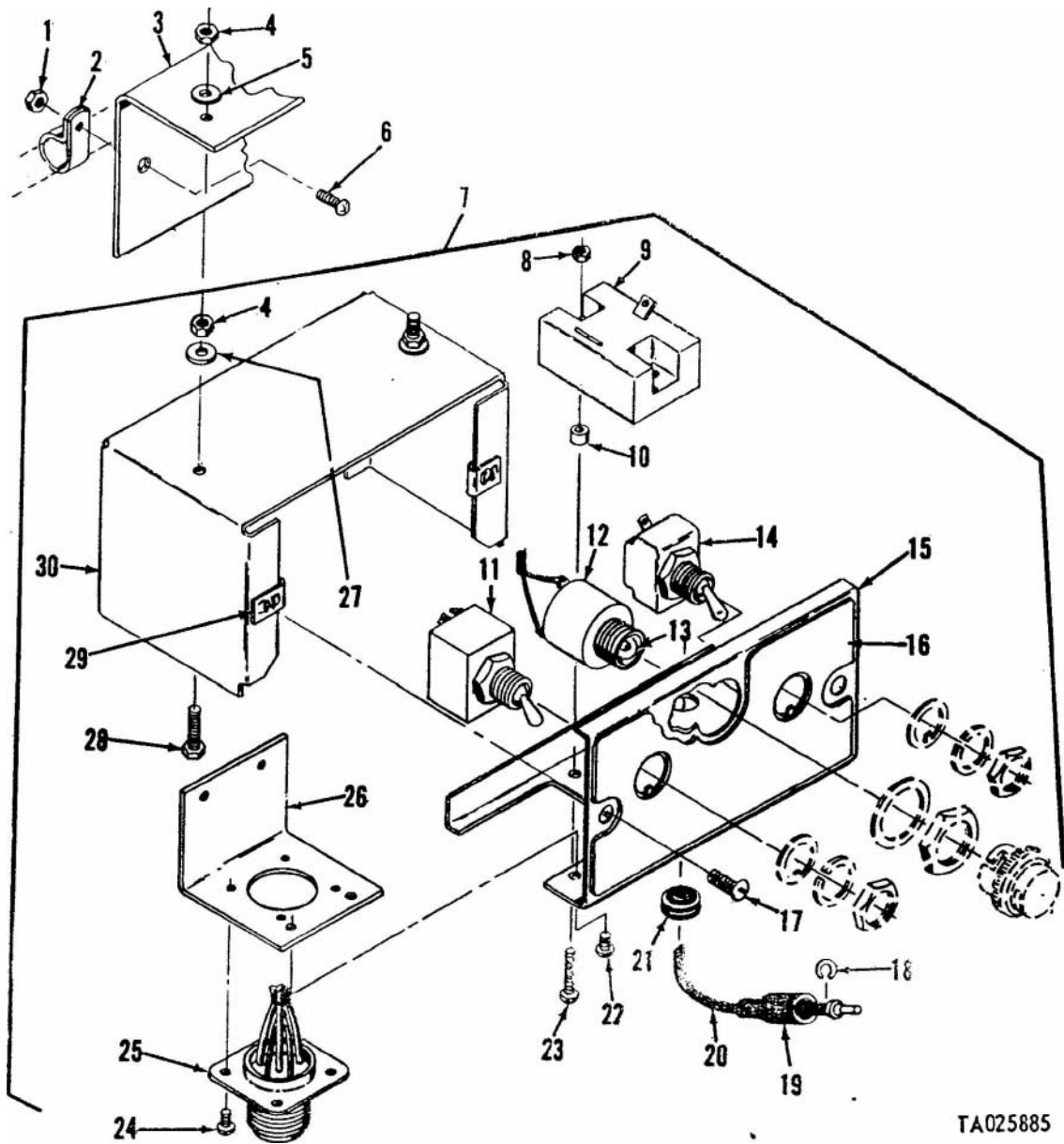
(1) Illustration		(2)	(3)	(4)	(5)	(6)	(7)	(8)
(a) Fig. No.	(b) Item No.	SMR code	National stock No.	Part No.	FSCM	Description Usable On Code	U / M	Qty inc. in unit
2202—HEATER DUCT AND RELATED PARTS								
196	1	XBOZZ		11660060	19207	ELBOW ASSEMBLY: BC	EA	1
196	2	PAOZZ	5310-00-765-3197	MS27183-41	96906	WASHER, FLAT: S, 0.188 IN. ID, 0.438 IN. OD, 0.049 IN. THK BC	EA	4
196	3	PAOZZ	5305-00-889-3002	MS35206-242	96906	SCREW, MACHINE: S, #8-32 UNC-2A, 5/16 IN. LG BC	EA	4
196	4	XBOZZ		11660058	19207	DUCT ASSEMBLY: BC	EA	1
196	5	PAOZZ	5310-00-081-4219	MS27183-12	96906	WASHER, FLAT: S, 0.344 IN. ID 0.688 IN. OD, 0.065 IN. THK BC	EA	4
196	6	PAOZZ	5306.00-225-9084	MS90726-29	96906	SCREW, CAP, HEXAGON HEAD: S, 5/16-24 UNF-2A, 1/2 IN. LG. BC	EA	4
196	7	XBOZZ		11621035	19207	GRILLE: BC	EA	3
196	8	PAOZZ	5305-00-855-0958	MS24629-45	96906	SCREW, TAPPING, THREAD CUTTING: S, 10-24, 3/8 IN. LG BC	EA	18
196	9	PAOZZ	5305-00-068-0506	MS90726-6	96906	SCREW, CAP, HEXAGON HEAD: S, 1/4-28 UNF-2A, 1/2 IN. LG BC	EA	4
196	10	PAOZZ	5310-00-809-4058	MS27183-10	96906	WASHER, FLAT: S, 0.281 IN. ID, 0.625 IN. OD, 0.065 IN. THK BC	EA	4



AT22252

Figure 196. Heater duct and related parts.

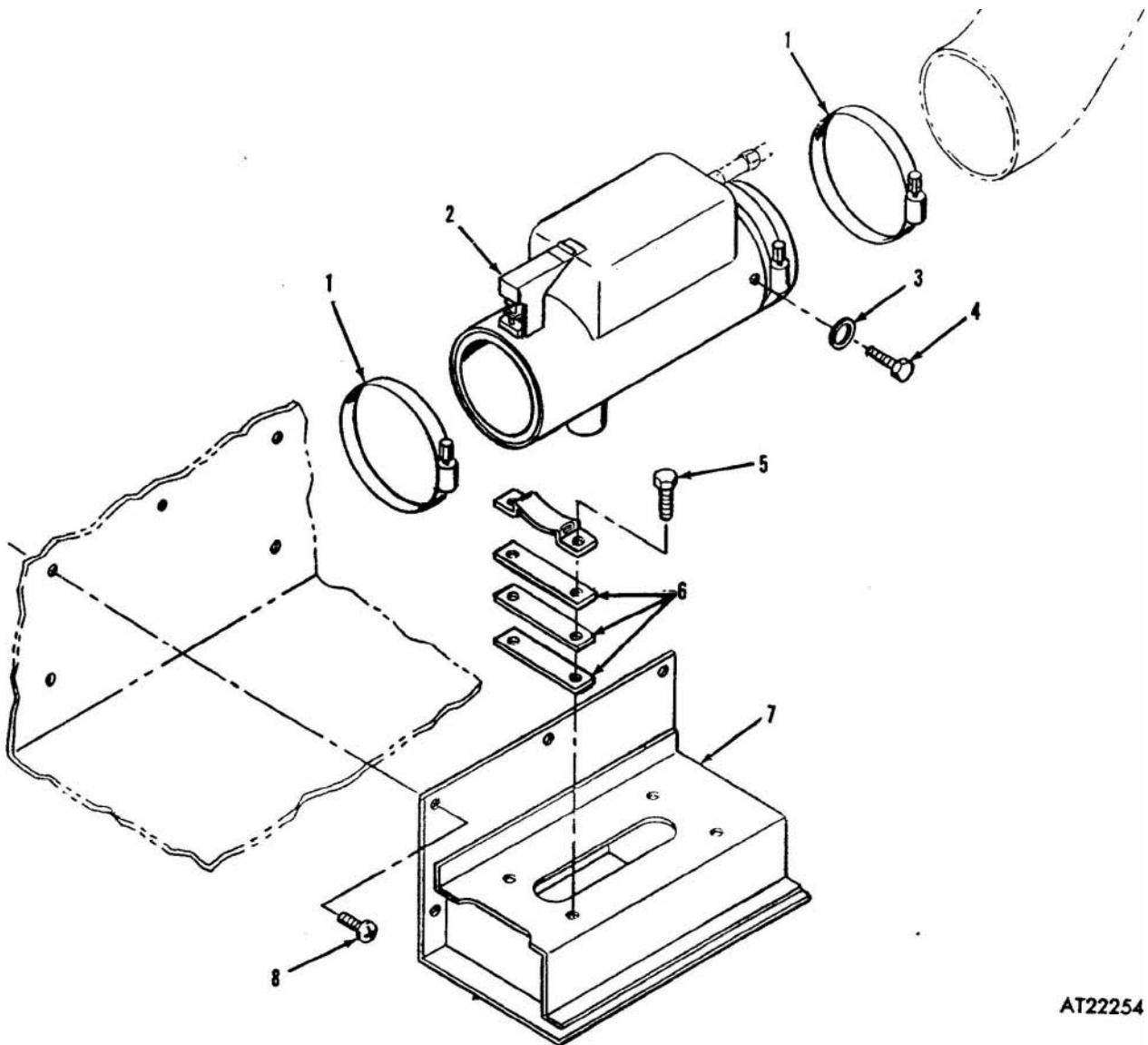
(1) Illustration		(2)	(3)	(4)	(5)	(6)	(7)	(8)
(a) Fig. No.	(b) Item No.	SMR code	National stock No.	Part No.	FSCM	Description Usable On Code	U. # M	Qty inc in unit
						2202—HEATER CONTROL BOX-AND RELATED PARTS		
197	1	PAOZZ	5310-00.877-5797	MS21044N3	96906	NUT, SELF-LOCKING, HEXAGON 10-32 UNF-3B	BC	EA 2
197	2	PAOZZ	5340-00-225-8313	MS21333-13	96906	CLAMP, LOOP: 1 IN. DIA	BC	EA 2
197	3	XBOZZ		11595691	19207	BRACKET:	BC	EA 1
197	4	PAOZZ	5310-00.761-6882	MS51967-2	96906	NUT, PLAIN, HEXAGON: 1/4-20 UNC-2B	BC	EA 4
197	5	PAOZZ	5310-00-582-5965	MS35338-44	96906	WASHER, LOCK: 1/4 IN. DIA		EA 2
197	6	PAOZZ	5305-00-063.3507	MS24693S274	96906	SCREW, MACHINE: #10-32 UN-2A, 3/4 IN LG	BC	EA 2
197	7	PAOZZ	2540-00.953-0110	10885798	19207	BOX ASSEMBLY, CONTROL:	BC	EA 1
197	8	PAOZZ	5310-00-333-7341	7951221	19207	NUT, PLAIN, HEXAGON:	BC	EA 2
197	9	PAOZZ	5925-00-553-2274	7974395	19207	CIRCUIT BREAKER:	BC	EA 1
197	10	PAOZZ	2540-00-914-4706	7951730	19207	SPACER, SLEEVE:	BC	EA 2
197	11	PAOZZ	5930-00-655-1514	MS35058-22	96906	SWITCH, TOGGLE: ONE POLE, SINGLE TOGGLE	BC	EA 1
197	12	PAOZZ	6210-00.688-5088	MS25331-4	96906	LIGHT INDICATOR: 2 1/4 IN. LG, Yellow, WITH DIMMER FEATURE	BC	EA 1
197	13	PAOZZ	6240-00-155-8714	MS25231-313	96906	LAMP, INCANDESCENT: 28 VOLTS, 0.17 AMPERE	BC	EA 1
197	14	PAOZZ	5930-00-615-7897	MS35059-31	96906	CLEAR, 3.34 +35% CANDLEPOWER, 0.430 IN. DIA		
197	15	XAOZZ		7951726	19207	SWITCH, TOGGLE: 2 POLE, SEALED TOGGLE	BC	EA 1
197	16	PAOZZ	2540-00-103-9305	10896505	19207	PANEL:	BC	EA 1
197	17	PAOZZ	5305-00-057-9611	MS24621-28	96906	PANEL, SWITCH:	BC	EA 1
197	18	PAOZZ	5310-00-595-7044	8338573	19207	SCREW, TAPPING, THREAD CUTTING? #8.18, 5/16 IN. LG	BC	EA 2
197	19	PAOZZ	5935-00-695-9077	8338572	19207	WASHER:	BC	EA 1
197	20	PAOZZ	2540-00-916-2095	7986167	19207	SHELL, ELECTRICAL CONNECTOR:	BC	EA 1
197	21	PAOZZ	5325-00.276-4993	44648	12436	CABLE ASSEMBLY:	BC	EA 1
197	22	PAOZZ	5305-00-531-0450	454341	19207	GROMMET, RUBBER:	BC	EA 1
197	23	PAOZZ	5305-00-984-6196	MS35206-248	96906	SCREW, ASSEMBLED WASHER:	BC	EA 2
197	24	PAOZZ	5305-00-984-6196	MS35206-248	96906	SCREW, MACHINE: #8-32 UNC-2A, 7/8 IN. LG	BC	EA 2
197	25	PAOZZ	5305-00-940-8838	7951752	19207	SCREW, ASSEMBLED WASHER:	BC	EA 4
197	26	PAOZZ	2590-00-944-6252	7951732	19207	LEAD ASSEMBLY, ELECTRICAL:	BC	EA 1
197	27	PAOZZ	5340-00-169-5732	7951727	19207	BRACKET, ANGLE:	BC	EA 1
197	28	PAOZZ	5310-00-550-1130	MS35333-40	96906	WASHER, LOCK: 1/4 IN. DIA	BC	EA 2
197	29	PAOZZ	5305-00-105-6871	.187745	19207	SCREW, 1/4 -20 UNC-2A	BC	EA 2
197	30	XAOZZ	5310-00.800-0076	7951753	19207	NUT, SHEET SPRING:	BC	EA 2
197	30	XAOZZ		7951725	19207	CASE ASSEMBLY: CONTROL	BC	EA 1



TA025885

Figure 197. Heater control box and related parts.

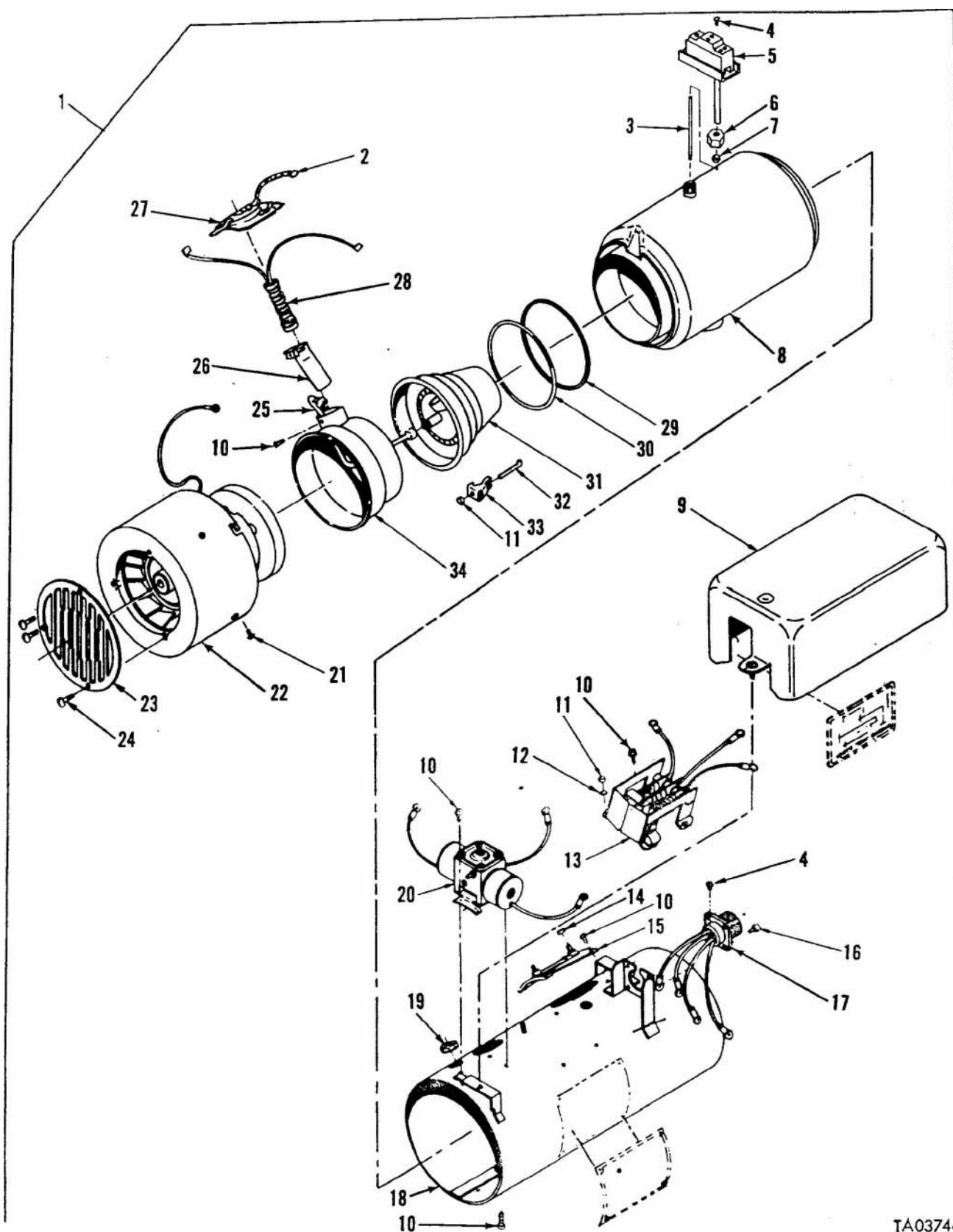
(1) Illustration		(2)	(3)	(4)	(5)	(6)	(7)	(8)	
(a) Fig. No.	(b) Item No.	SMR code	National stock No.	Part No.	FSCM	Description Usable On Code	U / M	Qty. inc in unit	
						2202—HEATER ASSEMBLY AND RELATED PARTS			
198	1	PAOZZ	4730-00-908-6294	MS35842-16	96906	CLAMP, HOSE: S, CRES, RANGE-4 1 1/8 IN. TO 7 IN.	BC	EA	3
198	2	PAOFF	2540-00-113-4180	MILH46792 2-1	80684	DIA			
198	3	PAOZZ	5310-00-809-4058	MS27183-10	96906	HEATER, VEHICULAR, COMPARTMENT:	BC	EA	1
						WASHER, FLAT: S, CD PLTD, 0.281 IN.ID, 0.625	BC	EA	1
198	4	PAOZZ	5305-00-068-0505	MS90726 5	96906	IN. OD, 0.065 IN. THK			
198	5	PAOZZ	5305-00-267-8974	MS90726-8	96906	SCREW, CAP, HEXAGON HEAD: 1/4-28 UNF-2A, 5/8	BC	EA	1
						IN. LG			
198	6	PAOZZ	5365-00-781-7708	11595696	19207	SCREW, CAP, HEXAGON HEAD: 1/4-28 UNF-2A, 1	BC	EA	4
						IN. LG			
198	7	XBOZZ		11660059	19207	SPACER, PLATE:	BC	EA	6
198	8	PAOZZ	5305-00-052-6920	MS24629 56	96906	MOUNT ASSEMBLY	BC	EA	1
						SCREW, TAPPING, THREAD CUTTING: 1/4 -20, 3/8	BC	EA	5
						IN. LG			



AT22254

Figure 198. Heater assembly and related parts.

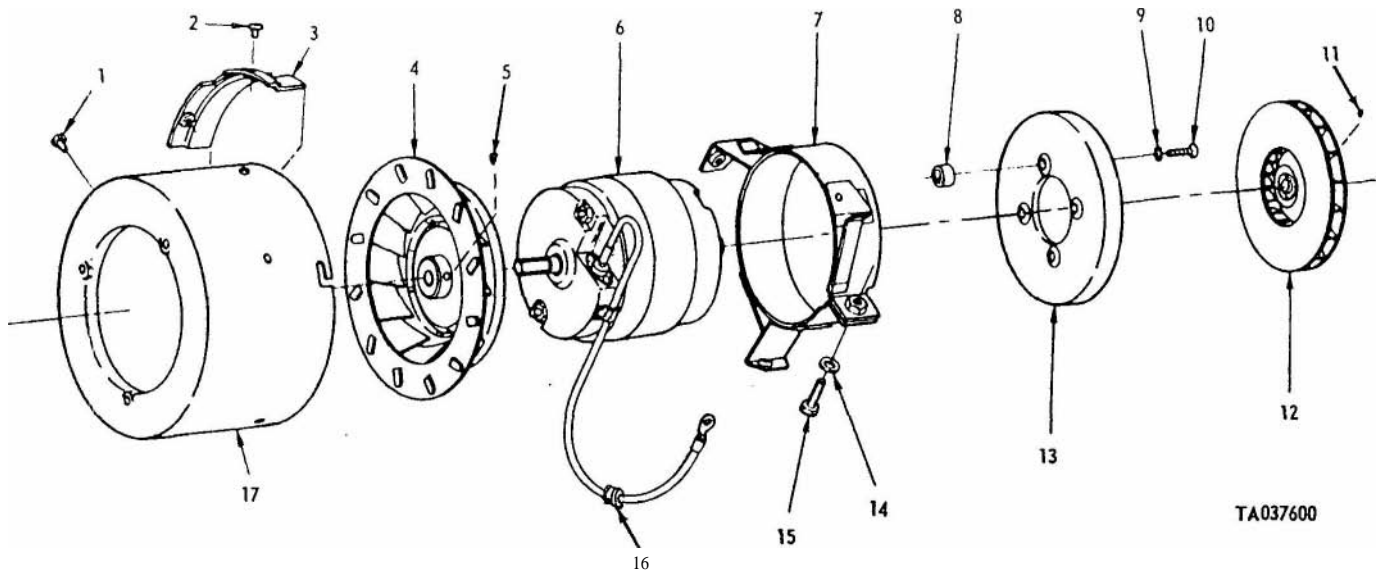
(1) Illustration		(2) SMR code	(3) National stock No.	(4) Part No.	(5) FSCM	(6) Description Usable On Code	(7) U / M	(8) Qty. inc. in unit
(a) Fig. No.	(b) Item No.							
						2202-PERSONNEL HEATER ASSEMBLY		
199	1	PAOFF	2540-00-113-4180	MILH46792-2 1	81349	HEATER, VEHICULAR, COMPARTMENT:	EA	1
199	2	XBOZZ		G704373	78385	LEAD, GROUND:	EA	1
199	3	PAFZZ	5970-00-089-0313	10947618	19207	CERAMIC ROD:	EA	1
199	4	PAFZZ	5305.00-456-2582	170677	78385	SCREW:	EA	5
199	5	PAFZZ	2540.00-997-1534	G704025	19207	SWITCH: FLAME DETECTOR, WITH TUBE	EA	1
199	6	XAFZZ			78385	NUT:	EA	1
199	7	PAFZZ	4730.00-549-8814	475877	78385	SLEEVE, COMPRESSION: TUBE	EA	1
199	8	PAFZZ	2540.00-242-5445	11640192	19207	HEAT EXCHANGER:	EA	1
199	9	XAFZZ		G704183	78385	GUARD ASSEMBLY:	EA	1
199	10	PAFZZ	5305.00-403-5130	719675	78385	SCREW, MACHINE:	EA	13
199	11	PAFZZ	5310.00-333-7341	7951221	19207	NUT, PLAIN, EXTENDED WASHER:	EA	9
199	12	PAFZZ	5310.00-061-0004	MS45904-56	96906	WASHER, LOCK: NO. 8	EA	5
199	13	PAFZZ	5905.00-251-7145	11663061	19207	RESISTOR: IGNITER CONTROL	EA	1
199	14	PAFZZ	5310.00-981-5924	488756	78385	NUT, SELF-LOCKING, EXTENDED WASHER:	EA	2
199	15	PAFZZ	5930-00-679-5925	10948233	19207	SWITCH ASSEMBLY:	EA	1
199	16	PAFZZ	5305-00-135-3032	488558	78385	SCREW, MACHINE:	EA	4
199	17	PAFZZ	2590.00-413-4334	11640193	19207	RECEPTACLE AND CABLE ASSEMBLY:	EA	1
199	18	XAFZZ		G704213	78385	HOUSING ASSEMBLY:	EA	1
199	19	PAFZZ	5325.00-543-2902	MS35489-134	96906	GROMMET, RUBBER: 3/16 IN. ID	EA	1
199	20	PAFZZ	4810.00-248-1635	11663058	19207	VALVE ASSEMBLY, FUEL:	EA	1
199	21	XBFZZ		489152	78385	SCREW:	EA	4
199	22	XDFZZ		G704554	78385	BLOWER ASSEMBLY:	EA	1
199	23	PAFZZ	2540.00-608-8102	7971823	19207	LOUVER, METAL:	EA	1
199	24	PAFZZ	5305.00-821-2881	487274	78386	SCREW, ASSEMBLED WASHER:	EA	3
199	25	XBFZZ		C704363	78385	TUBE ASSEMBLY: FUEL	EA	1
199	26	XBFZZ		G704288.1	78386	IGNITER TUBE:	EA	1
199	27	XBFZZ		G704293	78386	COVER ASSEMBLY: HATCH	EA	1
199	28	PAFZZ	2540.00-217-5782	11663063	19207	IGNITER, HEATER:	EA	1
199	29	PAFZZ	5330-00-089-0978	702903	78385	GASKET:	EA	1
199	30	PAFZZ	5330.00-089-0998	11588688	19207	PACKING, PREFORMED:	EA	1
199	31	PAFZZ	2540-00-242-5444	11640191	19207	BURNER ASSEMBLY:	EA	1
199	32	XBFZZ		703547	78385	BOLT, HOOK:	EA	4
199	33	XBFZZ		703546	78385	CLAMP, BURNER:	EA	4
199	34	XAFZZ		704179	78386	HOUSING, SECONDARY BLOWER:	EA	1



TA037468

Figure 199. Personnel heater assembly.

(1) Illustration		(2)	(3)	(4)	(5)	(6)	(7)	(8)
(a) Fig No.	(b) Item No.	SMR code	National stock No.	Part No.	FSCM	Description Usable On Code	U [•] M	Qty. inc unit
200		PAFZZ	5305.00-974-3917	170916	78385	VENTILATING BLOWER ASSEMBLY		
200	2	PAFZZ	5305-00.821-2881	487274	78385	SCREW, ASSEMBLED WASHER:	EA	3
200	3	XBFZZ		G704553	78385	SCREW, ASSEMBLED WASHER:	EA	2
200	4	PAFZZ	4520-00-893-2754	G720122	78385	BAFFLE: AIR VENT	EA	1
200	5	PAFZZ	5305-00-724-6799	MS51964 51	96906	IMPELLER, FAN, CENTRIFUGAL:	EA	1
200	6	PAFFH	6105-00-961-8365	10947610	19207	SETSCREW: S, 0.190-32, UNF-3A , 0.375 IN. LG	EA	1
200	7	XBFZZ		G700038	78385	MOTOR, DIRECT CURRENT:	EA	1
200	8	PAFZZ	6625-00-102-4778	702129	79318	BRACKET ASSEMBLY: MOTOR MOUNTING	EA	1
200	9	PAFZZ	5310.00-225-5208	476037	78385	SPACER:	EA	4
200	10	PAFZZ	5305.00-764-0070	MS51959-46	96906	WASHER, LOCK: SPECIAL	EA	4
200	11	PAFZZ	5305-00-724-6798	SM51964 49	96906	SCREW: 8-32, 5/8 IN. LG	EA	4
200	12	XAFZZ		7971699	19207	SETSCREW: S, 0.190-32, UNF-3A , 1/4 IN. LG	EA	1
200	13	PAFZZ	2040-00-754-4176	488935	78385	WHEEL ASSEMBLY: BLOWER	EA	1
200	14	PAFZZ	5310.00-823-8804	MS27183 9	96906	HEADER: SECONDARY BLOWER	EA	1
200	15	PAFZZ	5305.00-267-8974	MS90726-8	96906	WASHER: FLAT, 1/4 IN.	EA	1
200	16	PAFZZ	5325.00-898-6189	MS35490-5	96906	SCREW: 1/4-28, 1 IN. LG	EA	1
200	17	XAFZZ		704408	78385	GROMMET, RUBBER:	EA	1
						I HOUSING: BLOWER	EA	1



TA037600

Figure 200. Ventilating blower assembly.

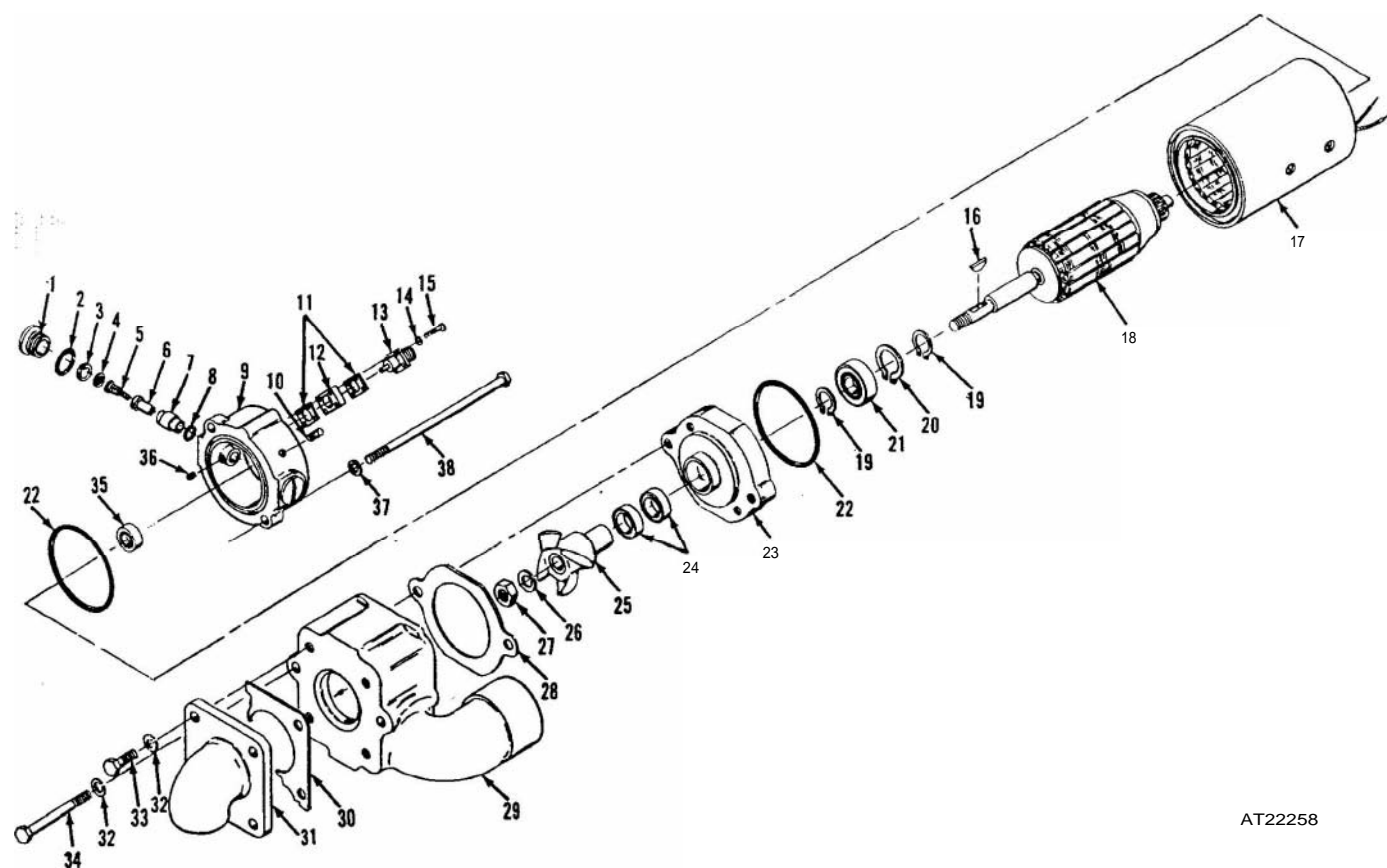
Illustration		(2)	(3)	(4)	(5)	(6)	(7)	(8)
Fig. No.	Item No.	SMR code	National stock No.	Part No.	FSCM	Description Usable On Code	U / M	Qty. inc. in unit
201	1	PAOZZ	4730.00-908-6293	MS35842-15	96906	2205—BILGE PUMP AND RELATED PARTS	EA	2
201	2	PAOZZ	4730.00-908-3193	MS35842-12	96906	CLAMP, HOSE: RANGE - 3 5/16 to 4 1/4 IN. DIA	EA	2
201	3	PAOZZ	4730.00-196-1498	MS51953 103	96906	CLAMP, HOSE: RANGE 1 1/6 to 4 IN. DIA	EA	1
201	4	XDOZZ		MS51847-15	96906	NIPPLE, PIPE: 1.050 IN. DIA, 3 IN. LG	EA	1
						BUSHING: BRASS OR BRONZE, 1 1/4 IN. X 3/4 IN. NOMINAL PIPE SIZE	EA	1
201	5	PAOZZ	5305.00-267-8973	MS90726 4	96906	SCREW, CAP, HEXAGON HEAD: 1/4-28 UNF-2A, 9/16 IN. LG	EA	2
201	6	PAOZZ	5310.00-582-5965	MS35338-44	96906	WASHER, LOCK: 1/4 IN. DIA	EA	2
201	7	PAOZZ	2590-00-465.1634	11660075	19207	SCREEN AND BRACKET ASSEMBLY:	EA	1
201	8	PAOZZ	5305.00-989-7434	MS35207-263	96906	SCREW, MACHINE: 10-32 UNF-2A, 1/2 IN. LG	EA	1
201	9	PAHZZ	5340.00-904-0933	MS21333-80	96906	CLAMP, LOOP: CUSHIONED, 1 3/8 IN. DIA	EA	1
201	10	PAOZZ	4720-00-080-6583	11594525	19207	HOSE, NONMETALLIC:	EA	1
201	11	PAOZZ	5310-00.045-3296	MS35338 43	96906	WASHER, LOCK: #10 DIA	EA	1
201	12	PAOZZ	5310-00.877-5797	MS21044N3	96906	NUT, SELF-LOCKING, HEXAGON : 10-32 UNF-3B	EA	1
201	13	PAOHH	2590.00-679-9643	8763300	19207	PUMP ASSEMBLY:	EA	1

...		(2)	(3)	(4)	(5)	(6)	(7)	(8)
Illustration								
(a) Fig. No.	(b) Item No.	SMR code	National stock No.	Part No.	FSCM	Description Usable On Code	U / M	Qty. inc. in unit
						2205—BILGE PUMP		
202	1	XBHZZ		32.311	96046	CAP, BRUSH:	EA	2
202	2	PAHZZ	5330.00-579-8156	MS28775-212	96906	PACKING, PREFORMED 0.103 IN. W DIA, 55/64 IN. ID, PART OF KIT 5762861	EA	2
202	3	PAHZZ	5310.00-089-4457	10866219	19207	WASHER, SPRING TENSION: ROTOR BRUSH CAP, PART OF KIT 5762861	EA	2
202	4	PAHZZ	5970-00.143-3633	10865844	19207	INSULATOR, DISK: BRUSH CAP, PART OF KIT 5762861	EA	2
202	5	PAHZZ	5977.00-143-6718	10863496	19207	BRUSH, ELECTRICAL CONTACT: PART OF KIT 5762861	EA	2
202	6	XBHZZ		32-317	96046	HOLDER, BRUSH:	EA	2
202	7	XBHZZ		32-310	96046	INSULATION, BRUSH HOLDER:	EA	1
202	8	PAHZZ	5365-00-559-7574	MS16627-1137	96906	RING, RETAINING: S, 1 3/8 IN. DIA	EA	1
202	9	XAHZZ		32-374	96046	END BELL: NHA 8763300	EA	1
202	10	XBHZZ		1-8	96046	PLUG, PIPE:	EA	1
202	11	PAHZZ	5330-00-593-6442	7358501	19207	GASKET: PART OF KIT 5703408	EA	2
202	12	XBHZZ		32-344	96046	BLOCK, SPACER:	EA	1
202	13	PAHZZ	2590-00-712-8859	8386442	19207	LEAD, ELECTRICAL:	EA	1
202	14	PAHZZ	5310-00-045-4007	MS35338-41	96906	WASHER, LOCK: #6 DIA	EA	7
202	15	PAHZZ	5305-00-054-6656	MS51957-32	96906	SCREW, MACHINE: #6-32 UNC-2A , 3/4 IN. LG	EA	4
202	16	PAHZZ	5315-00-616-5516	MS35756 4	96906	KEY, WOODRUFF: S, 1/16 IN. X 1/2 IN., PART OF KIT 5703408	EA	2
202	17	XAHZZ		32.364	96046	STATOR ASSEMBLY: NHA 8763300	EA	1
202	18	PAHZZ	2590-00-781.8162	10863495	19207	ROTOR ASSEMBLY:	EA	1
202	19	PAHZZ	5365-00-754-1619	MS16624-1059	96906	RING, RETAINING: PART OF KIT 5703408	EA	2
202	20	PAHZZ	5365.00-999-2280	MS16629 1137	96906	RING, RETAINING: 1 3/8 IN. HOUSING DIA, 1.526 IN. FREE DIA, PART OF KIT 5703408	EA	1
202	21	PAHZZ	3110-00-144.8900	700038	21450	BEARING, BALL, ANNULAR: PART OF KIT 5762861	EA	1
202	22			MS29513-228	96906	PACKING, PREFORMED: 0.139 IN. W DIA, 2.15/64 IN. ID, PART OF. KIT 5703408	EA	2
202	23	XAHZZ		32.345	96046	END BELL: DRIVE NHA 8763300	EA	1
202	24	PAHZZ	2590-00.999-1985	10865529	19207	SEAL: PART OF KIT 5703408	EA	2
202	25	PAHZZ	2590-00-158-5630	32-356	96046	IMPELLER, PUMP, CENTRIFUGAL:	EA	1
202	26	PAHZZ	5310-00-637-9541	MS35338-46	96906	WASHER, LOCK: 3/8 IN. DIA	EA	1
202	27	PAHZZ	5310-00-304-9615	10863498	19207	NUT, PLAIN ROUND: IMPELLER, PART OF KIT 5703408	EA	1
202	28	PAHZZ	5330.00-999-1983	10865525	19207	GASKET: PART OF KIT 5703408	EA	1

0

0

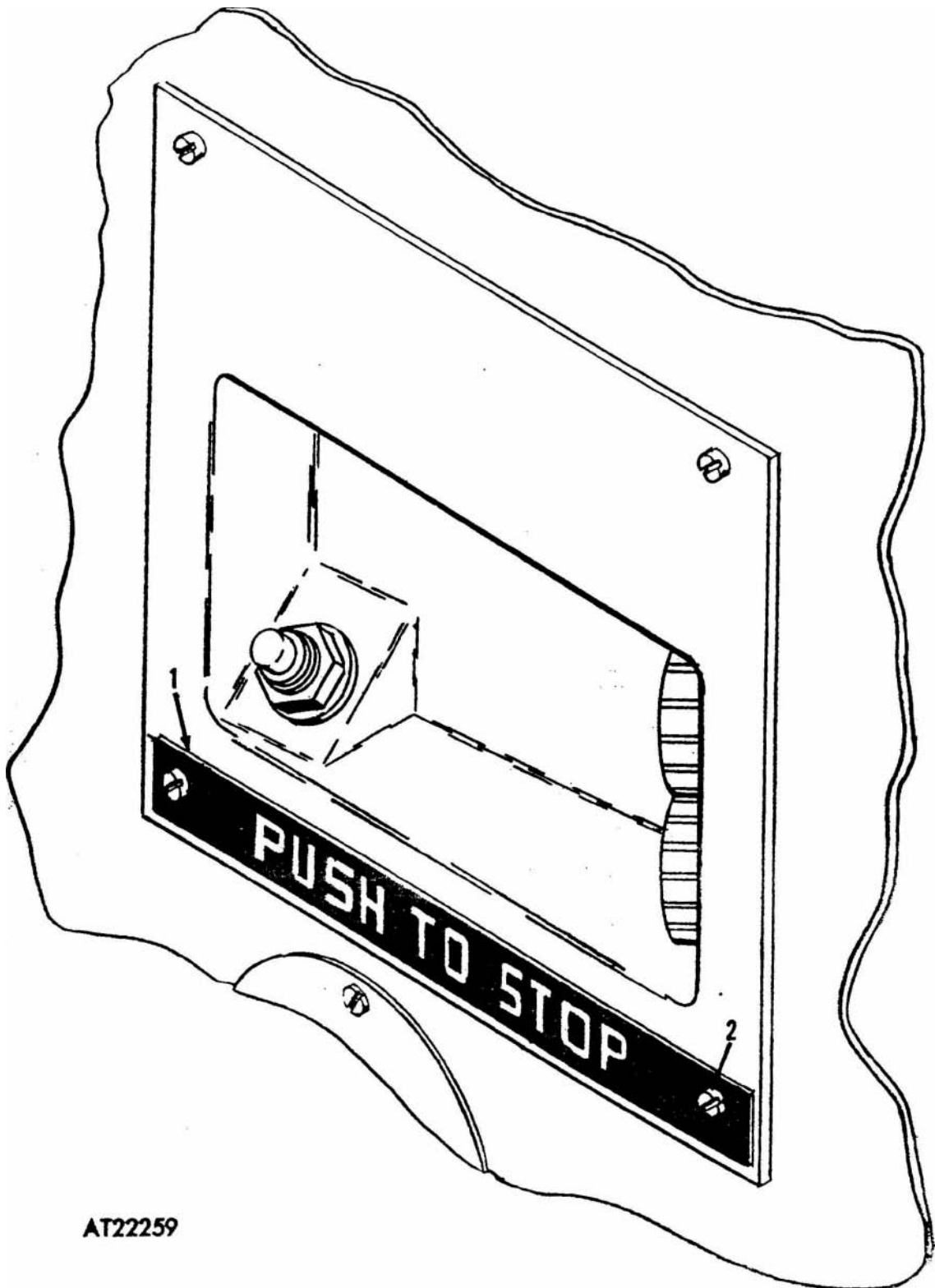
1



AT22258

Figure 202. Bilge pump assembly.

(1) Illustration		(2)	(3)	(4)	(5)	(6)	(7)	(8)
(a) Fig. No.	(b) Item No.	SMR code	National stock No.	Part No.	FSCM	Description	Usable On Code U / M	Qty. inc. in unit
202	29	XAHZZ		32.352	96046	HOUSING, IMPELLER: NHA 8763300	EA	1
202	30	PAHZZ	5330-00-999-1984	10865526	19207	GASKET: PART OF KIT 5703408	EA	1
202	31	XBHZZ		32-341	96046	FLANGE: INLET	EA	1
202	32	PAHZZ	5310-00-582-5965	MS35338-44	96906	WASHER, LOCK: 1/4 IN. DIA	EA	6
202	33	PAHZZ	5305-00-021-3616	MS35307-305	96906	SCREW, CAP, HEXAGON HEAD: 1/4.20 UNC-2A , 5/8 IN. LG	EA	4
202	34	PAHZZ	5305.00-702-9070	MS35307-318	96906	SCREW, CAP, HEXAGON HEAD: 1/4-20 UNC-2A 3 IN. LG	EA	2
202	35	KFHZZ		700157	19207	BEARING, BALL, ANNULAR: PART OF KIT 5703408	EA	1
202	36	XBHZZ		7.15-1	96046	SETSCREW, SOCKET HEAD: NO. 8-32, 1/8 LG	EA	2
202	37	PAHZZ	6310-00-045-3296	MS35338-43	96906	WASHER, LOCK: #10 DIA	EA	2
202	38	PAHZZ	5305-00-999-2127	10866218	19207	SCREW, MACHINE: PART OF KIT 5703408	EA	2
202	—	PAHZZ	2590.00-712-8370	5762861	19207	PARTS KIT: COMPOSED OF	EA	1
202	2					PACKING, PREFORMED:	EA	2
202	3					WASHER, SPRING TENSION: ROTOR, BRUSH CAP	EA	2
202	4					INSULATOR, DISK: BRUSH CAP	EA	2
202	5			5703408	19207	BRUSH, ELECTRICAL CONTACT:	EA	2
202	21					BEARING, BALL, ANNULAR: '	EA	1
202						PARTS KIT: COMPOSED OF	EA	1
202	11	PAHZZ	2590.00-299-0753			GASKET:	EA	2
202	16					KEY , WOODRUFF:	EA	2
202	19					RING, RETAINING:	EA	2
202	20					RING, RETAINING:	EA	1
202	22					PACKING, PREFORMED:	EA	2
202	24					SEAL:	EA	2
202	27.					NUT, PLAIN, ROUND: IMPELLER	EA	1
202	28					GASKET:	EA	1
202	30					GASKET:	EA	1
202	35					BEARING, BALL, ANNULAR:	EA	1
202	38					SCREW, MACHINE:	EA	2
						2210 INSTRUCTION PLATE, CARRIER		
203	1	PAOZZ	9905.00-045-7607	11594728	19207	PLATE, INSTRUCTION:	EA	1
203	2	PAOZZ	5305.00-989-6265	MS35307-262	96906	SCREW, MACHINE: S, CD PLTD, 10-32 UNF-2A 7/16 IN. LG	EA	2



AT22259

Figure 203. Instruction plate, carrier.

(1) Illustration		(2)	(3)	(4)	(5)	(6)	(7)	(8)
(a) Fig. No.	(b) Term No.	SMR code	National stock No.	Part No.	FSCM	Description Usable On Code	U / M	Qty inc. n unit
						2210-DATA AND INSTRUCTION PLATES TRACTOR		
204	1	PAOZZ	9905-00-043-5844	11595288	19207	PLATE, IDENTIFICATION:	EA	1
204	2	XDOZZ		MS53050-1	96906	PLATE, INSTRUCTION: PHOTOGRAPHIC AL PLATE, TYPE I, SIZE #13	EA	1
204	3	PAOZZ	9905-00-045-7598	11594478	19207	PLATE, IDENTIFICATION:	EA	1
204	4	PAOZZ	5305-00-990.6444	MS35207-261	96906	SCREW, MACHINE: #10-32 UNF-2A, 3/8 IN. LG	EA	5
204	5	PAOZZ	5310-00-061-7326	MS21045-3	96906	NUT, SELF-LOCKING, HEXAGON: S, CD PLTD, #10-32 UNF- 3B	EA	5
204	6	PAOZZ	9905-00-045-7570	11594731	19207	PLATE, IDENTIFICATION:	EA	1
204	7	PAOZZ	5305-00-954-5207	MS24621-8	96906	SCREW, TAPPING, THREAD CUTTING: #4.24, 1/4 IN. LG	EA	8
204	8	PAOZZ	9905-00-043-4842	11594732	19207	PLATE, INSTRUCTION:	EA	1
204	9	PAOZZ	9905-00-045-3847	11594734	19207	PLATE, INSTRUCTION:	EA	1
204	10	PAOZZ	9905-00-045-7595	1159735	19207	PLATE, IDENTIFICATION:	EA	1
204	11	PAOZZ	9905-00-043-5509	11594733	19207	PLATE, INSTRUCTION:		
204	12	PAOZZ	5320-00-582-3303	MS20600AD4W5	96906	RIVET, BLIND: AL ALLOY, CD PLTD, 1/8 IN. DIA 0.420 IN. LG, 11594733 (4), 11594734 (4), 11594735 (4)	EA	12




Figure 204. Data and instruction plates, tractor.

(1) Illustration		(2)	(3) (4)		(5)	(8) Description Usable On Code	(7) U	(8) Qty inc in unit
a) Pig No.	(b) Item No.	SMR code	National stock No.	Part No.	FSCM			
						GROUP-33 SPECIAL PURPOSE KITS 3301-REUSABLE SHIPPING CONTAINERS ENGINE CONTAINER ASSEMBLY		
205	1	PAFFF	8145-00-880-6990	11595273	19207	SHIPPING AND STORAGE CONTAINER: ENGINE	EA	1
205	2	XAFZZ		11595423	19207	CONTAINER TOP:	EA	1
205	3	PAFZZ	5310-00-763-8920	MS51967-20	96906	NUT, PLAIN, HEXAGON: 5/8-11 UNC-2B	EA	34
205	4	PAFZZ	5310-00-820-6653	MS35338-50	96906	WASHER, LOCK: 5/8 IN. ID	EA	34
205	5	PAFZZ	5330-00-179-6131	10943194	19207	SEAL, RUBBER, ROUND:	EA	1
205	6	XAFZZ		11595422	19207	CONTAINER ASSEMBLY: BOTTOM	EA	1
205	7	PAFZZ	5310-00-584-5272	MS35338-48	96906	WASHER; LOCK: 1/2 IN. DIA	EA	24
205	8	PAFZZ	5305-00-716-8187	MS90726-108	96906	SCREW, CAP HEXAGON HEAD: 1/2-18 UNF-2A, 7/8 IN. LG	EA	16
205	9	PAFZZ	5310-00-768-0318	MS51967-14	96906	NUT, PLAIN, HEXAGON: 1/2-20 UNF-2B	EA	8
205	10	XBFZZ		11595437	19207	SKID:	EA	4
205	11	PAFZZ	5305-00-071-1779	MS90726-126	96906	SCREW, CAP, HEXAGON HEAD: 1/2-20 UNF-2A, 4 3/4 IN. LG	EA	8
205	12	XAFZZ		11595383	19207	CONTAINER, BOTTOM:	EA	1
205	13	PAFZZ	5305-00-051-0827	MS90725-164	96906	SCREW, CAP, HEXAGON HEAD: S, CD PLTD, 5/8-11 UNF-2A, 2 IN. LG	EA	34
205	14	PAFZZ	6305-00-253-5625	MS21318-46	96906	SCREW, DRIVE 10.8, 3/8 IN. LG	EA	4
205	15	PAFZZ	9905-00-901-2942	7973326	19207	PLATE IDENTIFICATION:	EA	1
205	16	PAFZZ	4820-00-242-4064	758A876PO1	19207	VALVE, PNEUMATIC, TANK:	EA	1
205	17	PAFZZ	4820-00-620-8123	8376456	19207	VALVE, SAFETY, RELIEF:	EA	1
205	18	PAFZZ	6685-00-906-0156	835583	19207	INDICATOR, HUMIDITY, PLUG:	EA	1

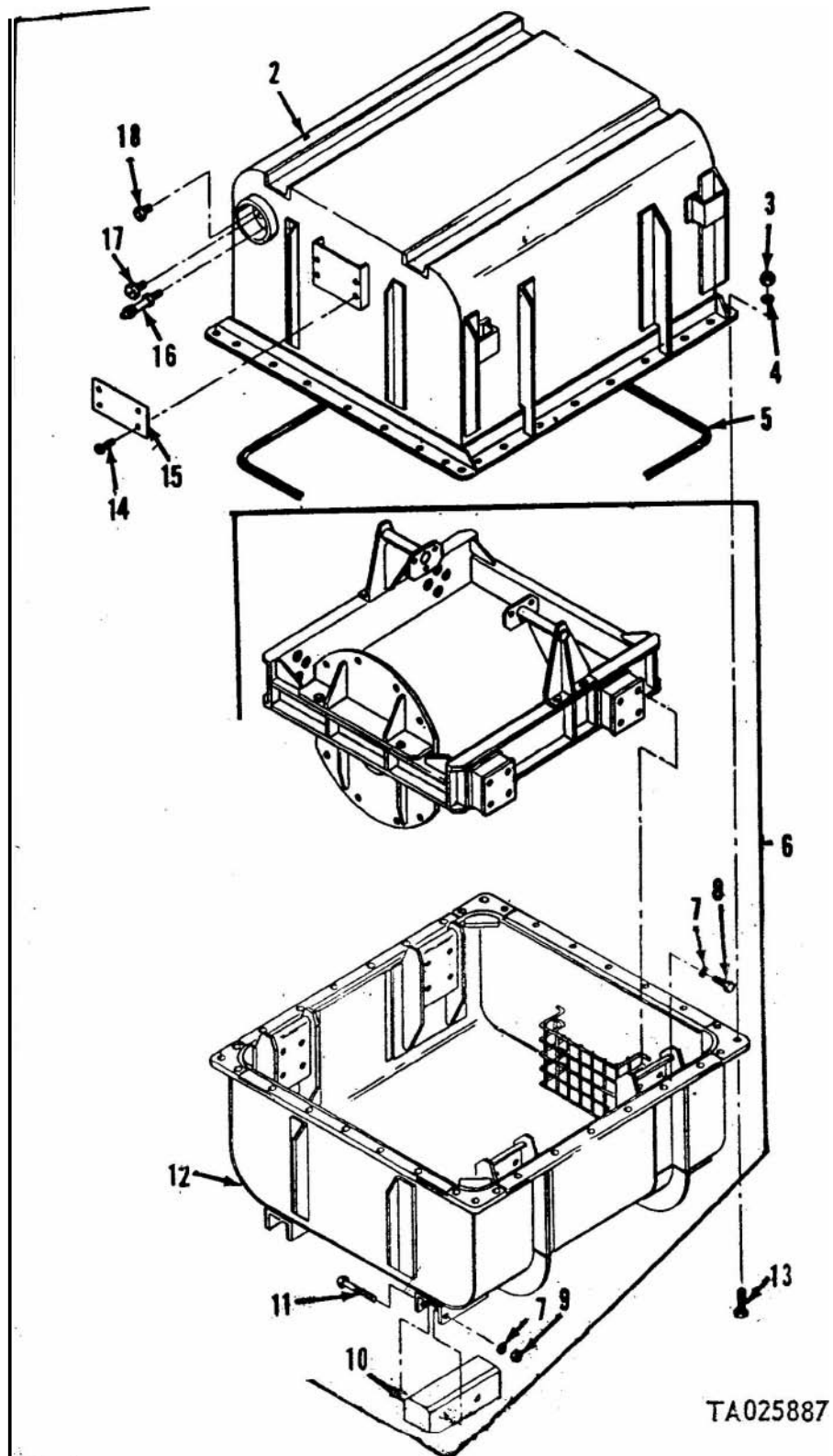


Figure 205. Engine container assembly.

TM 9-2320-242-34P

(1) Illustration		(2)	(3)	(4)	(5)	(6)	(7)	(8)
(a) F. No.	(b) Item No.	SMR code	National stock No.	Part No.	FSCM	Description Usable On Code	U / M	Qty. inc in unit
206	1	PAFZZ	5305-00-269-3213	MS90725-62	96906	3301—ENGINE MOUNTING FRAME ASSEMBLY SCREW, CAP, HEXAGON HEAD: 3/8-16 UNC-2A, 1 1/4 IN. LG	EA	20
206	2	PAFZZ	5310.00.637.9541	MS35338-46	96906	WASHER, LOCK: S, CD PLTD, 3/8 IN. DIA	EA	14
206	3	XBFFZ		11595377	19207	PLATE, MOUNTING:	EA	1
206	4	XBFZZ		11595405	19207	BRACKET, MOUNTING:	EA	1
206	5	PAFZZ	5310-00-080-6004	MS27183-14	96906	WASHER, FLAT: 0.406 IN. ID, 0.812 IN. OD, 0.065 IN. THK	EA	6
206	6	PAFZZ	5310-00.087-4652	MS51922-17	96906	NUT, SELF-LOCKING, HEXAGON: 3/8-16 UNC 2B	EA	6
206	7	PAFZZ	5340-00-880-6479	11621412	19207	MOUNT, RESILIENT:	EA	4
206	8	XAFZZ		11595413	19207	MOUNTING FRAME: NHA 11595422	EA	1
206	9	PAFZZ	5310-00-584.5272	MS35338-48	96906	WASHER, LOCK: 1/2 IN. DIA	EA	16
206	10	PAFZZ	5305-00-716.8187	MS90726-108	96906	SCREW, CAP, HEXAGON HEAD: 1/2 20 UNF-2A , 7/8 IN. LG	EA	16
206	11	XBFZZ		11595406	19207	BRACKET, MOUNTING:	EA	1

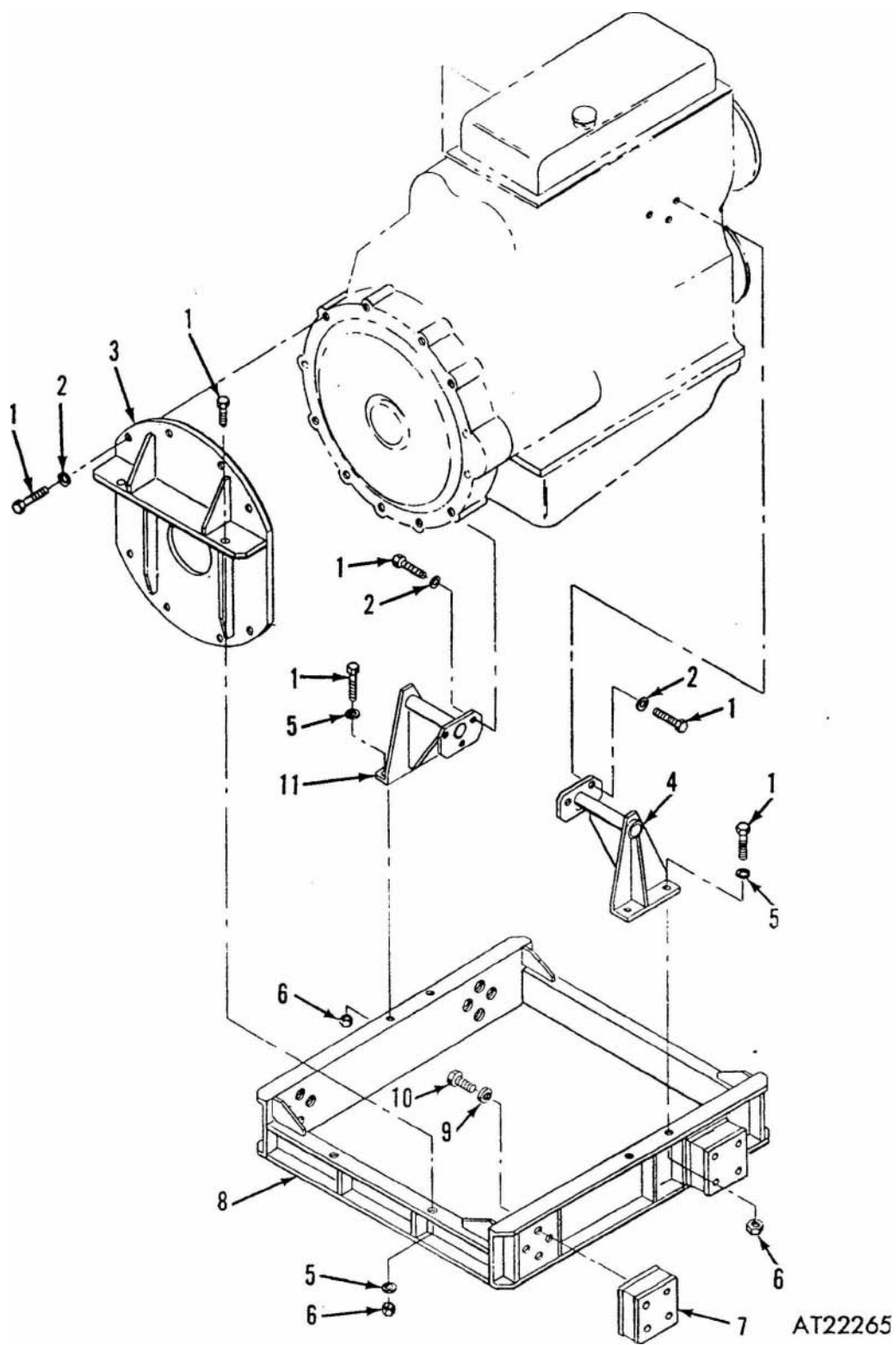
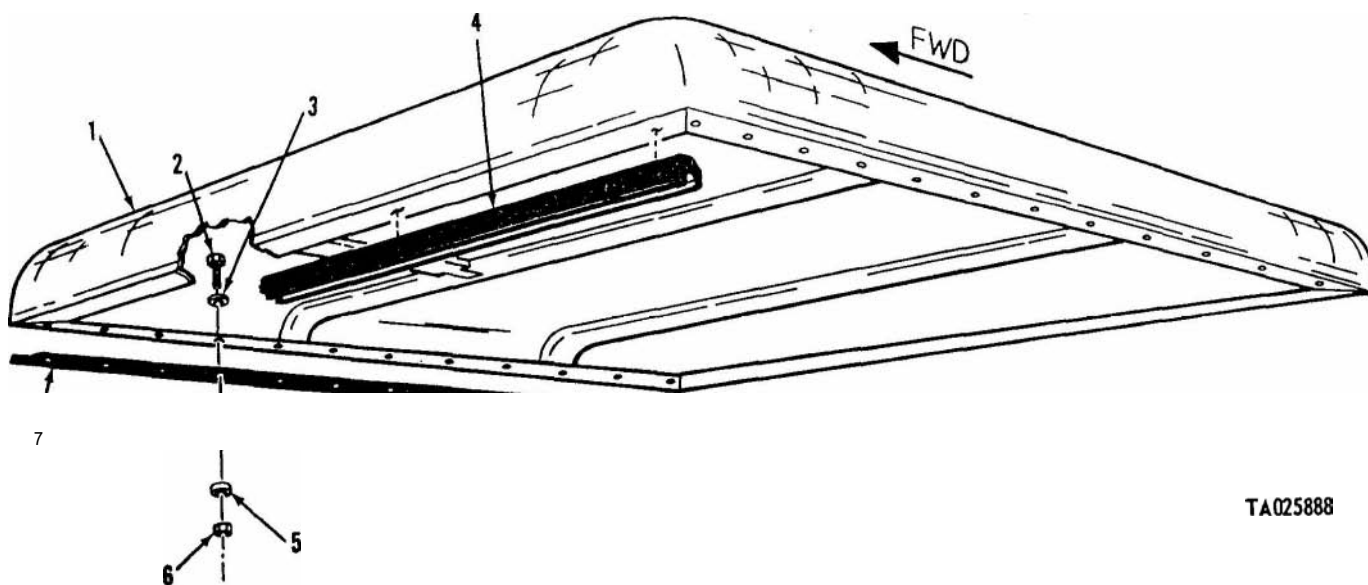


Figure 206. Engine mounting frame assembly.

(1) Illustration		(2)	(3)	(4)	(5)	(6)	(7)	(8)
(a) Fig. No.	(b) Item No.	SMR code	National stock No.	Part No.	FSCM	Description Usable On Code	U / M	Qty. inc. in unit
207	—	PAFZZ	2510-00-370.3390	11686165	19207	3303-HARDTOP KIT, ARCTIC ROOF ASSEMBLY	EA	1
207	1	XAFZZ		11675049	19207	HARDTOP KIT:	EA	1
207	2	PAOZZ	5305-00-068-0505	MS90726-5	96906	ROOF, VEHICULAR CAB: NHA 11686166	EA	22
207	3	PAOZZ	5310-00-809.4058	MS27183-10	96906	SCREW, CAP, HEXAGON HEAD: 1/4-28 UNF-2A, 0.625 IN. LG	EA	22
207		MOOZZ		11686172	19207	WASHER, FLAT: 0.281 IN. ID, 0.625 IN. OD, 0.065 IN. THK	EA	1
207	5	PAOZZ	5310-00-582-5965	MS35338-44	96906	SEAL: TOP, WINDSHIELD, FABRICATE FROM, 50.38 IN. LG RUBBER CELLULAR, NSN 9320-00-012-3481 (SEE GROUP 9501)	EA	22
207	6	PAOZZ	5310-00-043-0520	MS35650-3252	96906	WASHER, LOCK: 1/4 IN.	EA	22
207	7	MOOZZ		11675040	19207	NUT, PLAIN, HEXAGON: 1/4-28 UNF-2B	EA	2
						SEAL: ROOF, VEHICULAR CAB, FABRICATE FROM, 50.38 IN. LG RUBBER CELLULAR, NSN 9320-00-012-3481 (SEE GROUP 9501)		



TA025888

Figure 207. Roof assembly.

(1) Illustration		(2)	(3)	(4)	(5)	(6)	(7)	(8)
(a) Fig. No.	(b) Item No.	SMR code	National stock No.	Part No.	FSCM	Description Usable On Code	U / M	Qty. inc. in unit
208	1	PAOZZ	6305-00-068-0505	MS90726-5	96906	3303—SIDE PANEL SCREW, CAP, HEXAGON HEAD: 1/4-28 UNF-2A, 0.625 IN. LG	EA	10
208	2	PAOZZ	5310-00-809-4058	MS27183-10	96906	WASHER, FLAT: 0.281 IN. ID, 0.625 IN. OD, 0.065 IN. THK	EA	10
208	3	XBOZZ		11686177-1	19207	CLAMP, SEALING:	EA	1
208	4	MOOZZ		11675097	19207	SEAL ASSEMBLY: RIGHT, FABRICATE FROM, 20.81 IN. LG, 1.00 IN. W, 0.88 IN. THK, RUBBER CELLULAR, NSN 9320-00-409-6679, AND 20.81 IN. LG, 1.88 IN. W, 0.12 IN. THK, RUBBER CELLULAR, NSN 9320-00-182-3092 (SEE GROUP 9601)	EA	1
208	5	XBOZZ		11686177.2	19207	CLAMP:	EA	1
208	6	XAFZZ		11686091	19207	PANEL, VEHICULAR CAB: RIGHT NHA 11686165	EA	1
208	6	XAFZZ		11875092	19207	PANEL, VEHICULAR CAB: LEFT NHA 11686165	EA	1
208	7	PAFZZ	9390-00-810-4157	7345304	19207	RUBBER:	V	1
208	8	MFFZZ		11686146	19207	GLASS, LAMINATED: SIDE PANELS, FABRICATE FROM, 17.56 IN. LG, 6.44 IN. W, 0.168-0.234 IN. THK SAFETY GLASS, LAMINATED, NSN 9340-00-411-4191 (SEE GROUP 9501)	EA	2
208	9	PAOZZ	5310-00-926-1852	MS21083N6	96906	NUT , SELF-LOCKING, HEXAGON:	EA	4
208	10	PAOZZ	5310-00-080-6004	MS27183-14	96906	WASHER, FLAT: 0.406 IN. ID, 0.812 IN. OD, 0.065 IN. THK	EA	4
208	11	XDOZZ		11676084	19207	HANDLE:	EA	2
208	12	XBOZZ		11886241	19207	PLATE:	EA	6
208	13	PAOZZ	5310-00-407-9566	MS35338-45	96906	WASHER, LOCK: 5/16 IN.	EA	14
208	14	PAOZZ	5306-00-225-9087	MS90726-32	96906	SCREW, CAP, HEXAGON HEAD: 5/16-24 UNF-2A, 3/4 IN. LG	EA	6
208	15	PAFZZ	5310-00-934-9755	MS35650-362	96906	NUT , PLAIN, HEXAGON: #6-40	EA	16
208	16	PAFZZ	5310-00-045-4007	MS36338-41	96906	WASHER, LOCK: #6	EA	16
208	17	MOOZZ		11686145-2	19207	SEAL: LEFT AND RIGHT, PANEL ASSEMBLY, FABRICATE FROM, 37.50 IN. LG, 0.44 IN. W, 0.32 IN. THK, RUBBER CELLULAR, NSN 9320-00-181-0016 (SEE GROUP 9501)	EA	4
208	18	XBFZZ		11686164	19207	CATCH, CLAMPING: VEHICULAR CAB	EA	4
208	19	PAFZZ	5305-00-958-4353	MS35207-229	96906	SCREW, MACHINE: #6-40 UNF-2A , 7/16 IN, LG	EA	16
208	20	MOOZZ		11686145-1	19207	SEAL: LEFT AND RIGHT, PANEL ASSEMBLY, FABRICATE FROM, 1.12 IN. LG, 0.44 IN. W, 0.62 IN. THK, RUBBER CELLULAR, NSN 9320-00-417-7243 (SEE GROUP 9501)	EA	2
208	21	PAOZZ	5306-00-225-9094	MS90726-39	96906	SCREW, CAP, HEXAGON HEAD: 5/16-24 UNF-2A , 1 3/4 IN. LG	EA	12
208	22	XBOZZ		11686174	19207	SEALING CLAMP:	EA	2
208	23	MOOZZ		11686173	19207	SEAL ASSEMBLY. SIDE PANELS FABRICATE FROM , 14.78 IN. LG, 1.00 IN. W, 0.88 IN. THK, RUBBER CELLULAR, NSN 9320-00-409-6679 AND 14.78 IN. LG, 1.88 IN. W, 0.12 IN. THK, RUBBER CELLULAR, NSN 9320-00-182-3092 (SEE GROUP 9601)	EA	1

(1) Illustration		(2)	(3)	(4) Part No.	(5) FSCM	(6) Description Usable On Code	(7) U / M	(8) Qty. in unit
(a) Fig. No.	(b) Item No.	SM R. code	National stock No.					
208	24	PAOZZ	5310-00-088-0553	MS21044-N5	96906	NUT, SELF-LOCKING, HEXAGON: 5/16 UNF-3B	EA	2

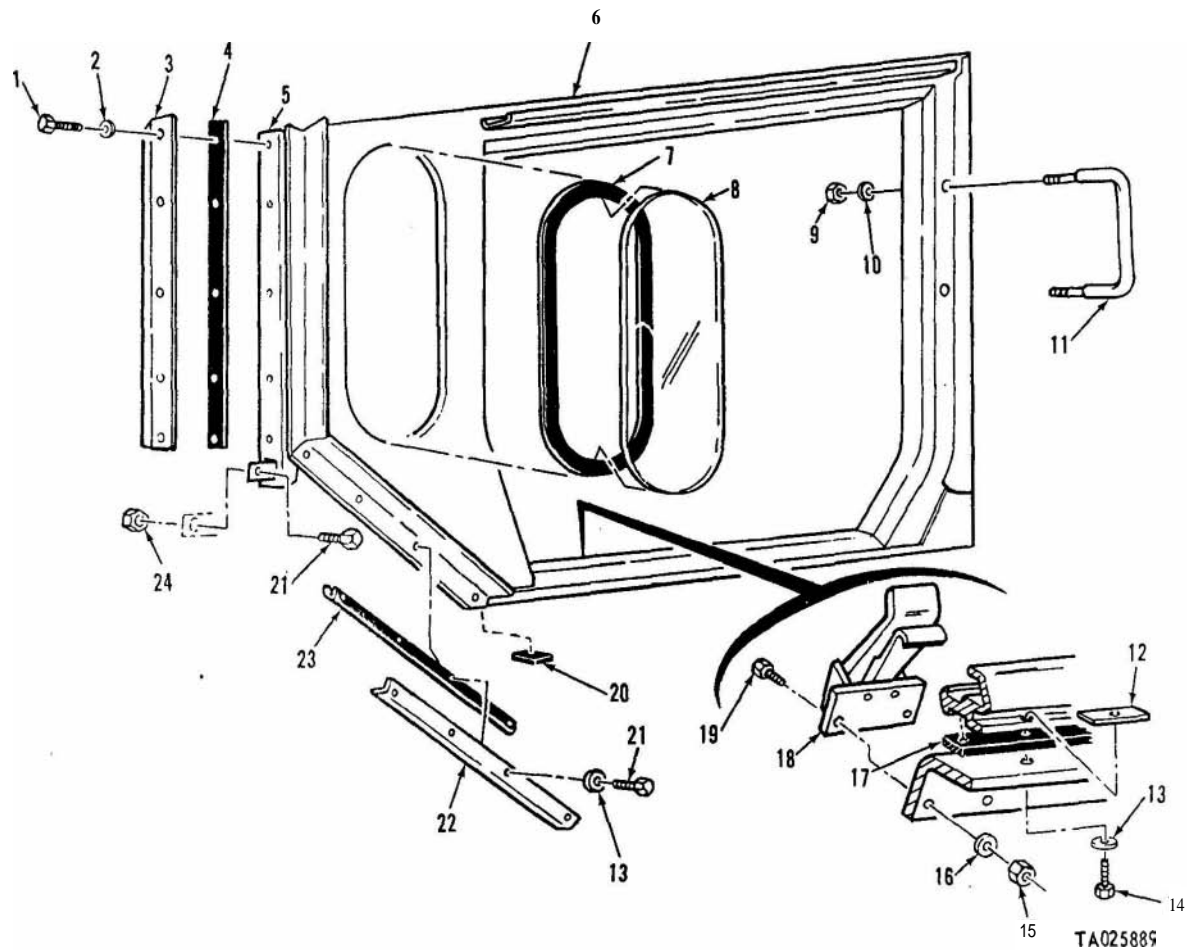


Figure 208. Side panel.

(1) Illustration		(2)	(3)	(4)	(5)	(6)	(7)	(8)
(a) Fig. No.	(b) Item No.	SMR code	National stock No.	Part No.	FSCM	Description Usable On Code	U / M	Qty. inc. in unit
						3303-DOOR ASSEMBLY		
209	1	XBOZZ		11686059	19207	STRIP: LEFT AND RIGHT DOOR.	EA	2
209	2	XDOZZ		11686095-2	19207	SEAL: TOP, RIGHT, DOOR	EA	1
209	2	XDOZZ		11686095.1	19207	SEAL: TOP, LEFT, DOOR	EA	1
209	3	XDFZZ		11686148.2	19207	DOOR, VEHICULAR CAB: RIGHT	EA	1
209	3	XDFZZ		11686148.1	19207	DOOR, VEHICULAR CAB: LEFT	EA	1
209	4	XDOZZ		11686097-1	19207	SEAL: REAR, LEFT, DOOR	EA	1
209	4	XDOZZ		11686097.2	19207	SEAL: REAR, RIGHT, DOOR	EA	1
209	5	XDOZZ		11686062	19207	STRIP: LEFT AND RIGHT DOOR	EA	2
209	6	PAOZZ	5310.00-014-6850	MS27183 42	96906	WASHER, FLAT: 0.219 IN. ID, 0.500 IN. OD, 0.049 IN. THK	EA	16
209	7	PAOZZ	5305.00-989-7434	MS35207-263	96906	SCREW, MACHINE: 10-32 UNF-2A, 1/2 IN. LG	EA	16
209	8	PAOZZ	5310.00.493-4020	MS20500 720A	96906	NUT, SELF-LOCKING, HEXAGON: 7/16-20 UNF-3B	EA	2
209	9	PAOZZ	2540-00-121-9083	11675061.1	19207	HANDLE ASSEMBLY: LEFT, DOOR, CAB	EA	1
209	9	PAOZZ	2540-00-121-9107	11675061.2	19207	HANDLE ASSEMBLY: RIGHT, DOOR, CAB	EA	1
209	10	XDOZZ		11675060	19207	WASHER, SPRING TENSION: DOOR, CAB	EA	2
209	11	XDOZZ		11675062	19207	HANDLE, DOOR: LEFT AND RIGHT	EA	2
209	12	PAOZZ	5306.00-226-4824	MS90728 31	96906	SCREW, CAP, HEXAGON HEAD: 5/16-18 UNC-2A, 0.625 IN. LG	EA	8
209	13	PAOZZ	5310.00-407-9566	MS35338-4E	96906	WASHER, LOCK: 5/16 IN. ID	EA	8
209	14	PAOZZ	5310.00-081-4219	MS27183-12	96906	WASHER, FLAT: 0.344 IN. ID, 0.688 IN. OD, 0.065 IN THE	EA	8
209	15	XDOZZ		10921857	19207	SEAL: DOOR	EA	2
209	16	PAOZZ	2510.00-780-1976	7535912	19207	GLASS ASSEMBLY:	EA	4
209	17	XDOZZ		11686054	19207	HINGE, BUTT: DOOR, CAB	EA	4
209	18	PAOZZ	5305.00-989-4864	MS35207-24E	96906	SCREW, MACHINE: 8-36 UNF-2A, 1/2 IN. LG	EA	84
209	19	PAOZZ	5310.00-045-3299	MS35338-42	96906	WASHER, LOCK: k8	EA	84
209	20	PAOZZ	5310.00-934-9754	MS35650-382	96906	NUT, PLAIN, HEXAGON: #8-36	EA	84
209	21	PAOZZ	5305.00-269-2803	MS90726-6C	96906	SCREW, CAP, HEXAGON HEAD: 3/8.24 UNF-2A, 1 IN. LG	EA	8
209	22	PAOZZ	5310.00-080-6004	MS27183-14	96906	WASHER, FLAT: 0.406 IN. ID, 0.812 IN. OD, 0.065 IN. THK	EA	8
209	23	PAOZZ	6310.00-637-9641	MS35338-4E	96906	WASHER, LOCK: 3/8 IN.	EA	8
209	24	PAOZZ	5310.00-732-0559	MS51968-8	96906	NUT, PLAIN, HEXAGON: 3/8-24 UNF-2B	EA	8
209	25	XDOZZ		11686096-1	19207	SEAL: FRONT, LEFT, DOOR	EA	1
209	25	XDOZZ		11686096-2	19207	SEAL: FRONT, RIGHT, DOOR	EA	1
209	26	PAOZZ	5305.00-958-5251	MS3519C 303	96906	SCREW, MACHINE: 5/16-18 UNC-2A, 5/8 IN. LG	EA	8
209	27	XDOZZ		10921855	19207	WASHER, FINISHING:	EA	4
209	28	PAOZZ	5310.00-194-9212	MS35336-33	96906	WASHER, LOCK: 5/16 IN. ID	EA	8
209	29	XBOZZ		11686061	19207	STRIP:	EA	1
209	30	XDOZZ		11686094-1	19207	SEAL: BOTTOM, LEFT, DOOR	EA	1
209	30	XDOZZ		11686094.2	19207	SEAL: BOTTOM, RIGHT, DOOR	EA	1

9-2320-242-34P

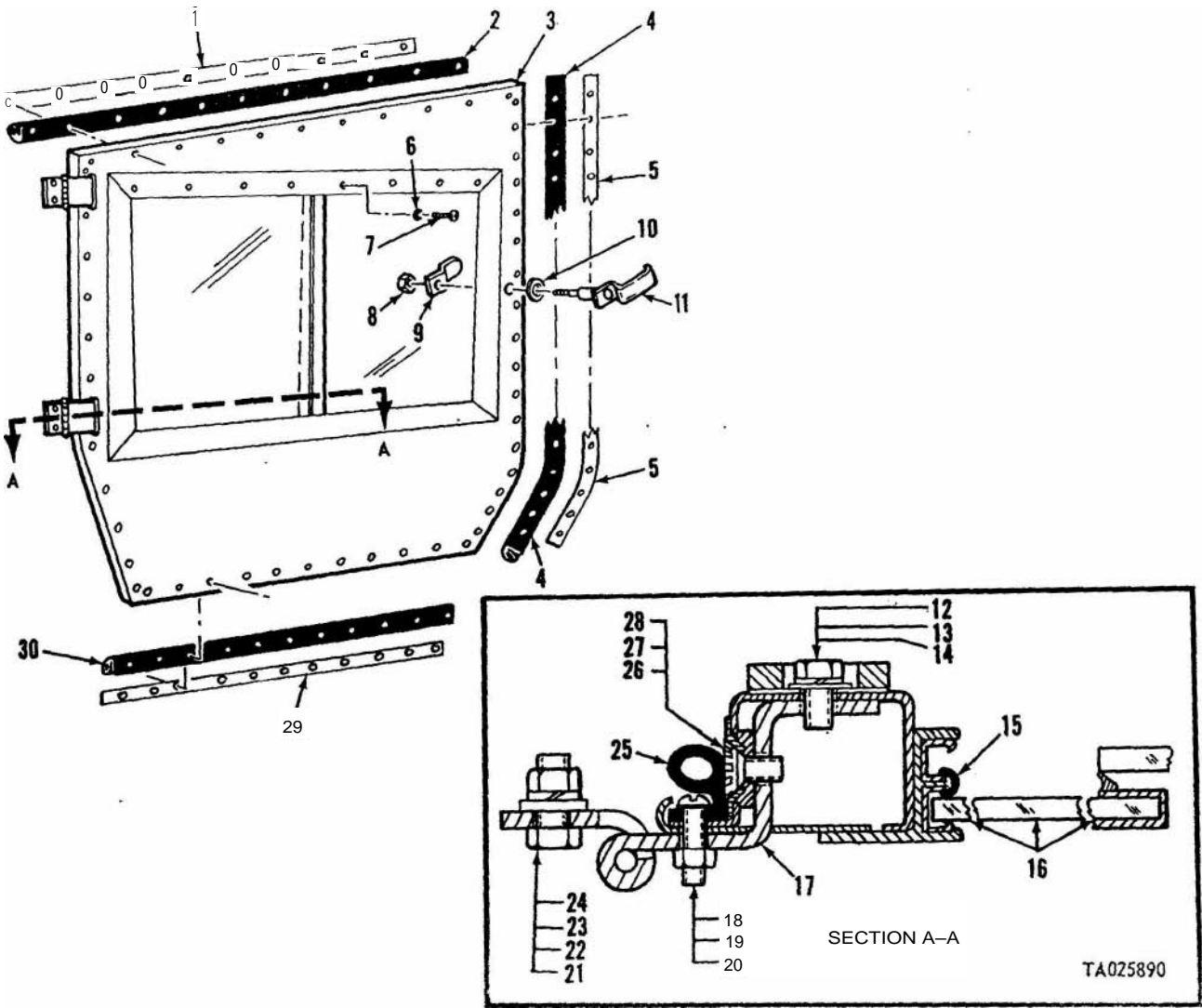


Figure 209. Door assembly.

(1) Illustration		(2)	(3)	(4)	(5)	(6)	(7)	(8)	3
(a) Fig. No.	(b) Item No.	SMR code	National stock No.	Part No.	FSCM	Description Usable On Code	U / M	Qty. inc. in unit	747-757-A
						3303—REAR PANEL ASSEMBLY			
210	1	XAFZZ		11675021	19207	PANEL, VEHICULAR CAB: REAR, NHA 11686165	EA	1	1
210	2	PAOZZ	5310-00-043-0520	MS35650-3252	96906	NUT, PLAIN, HEXAGON: 1/4.28 UNF-2B	EA	12	
210	3	PAOZZ	5310.00-582-5965	MS35338-44	96906	WASHER, LOCK: 1/4 IN.	EA	12	
210	4	PAOZZ	5310-00-809.4058	MS37183-10	96906	WASHER, FLAT: 0.281 IN. ID, 0.625 IN. OD, 0.065 IN. THK	EA	20	
210	5	PAOZZ	5305-00-068-0505	MS90726-5	96906	SCREW, CAP, HEXAGON HEAD: 1/4.28 UNF-2A , 0.625 IN. LO	EA	20	
210	6	PAFZZ	9390-00-810-4157	7345304	19207	RUBBER:	EA	1	
210	7	MFFZZ		11675035	19207	GLASS, LAMINATED: REAR PANEL, FABRICATE FROM, 34.50 IN. LG, 9.60 IN. W, 0.168-0.234 IN. THK SAFETY GLASS, LAMINATED NSN 9340-00-411-4191 (SEE GROUP 9501)	EA	1	
210	8	PAOZZ	5305-00-989.7435	MS35207-264	96906	SCREW, MACHINE: #10-32 UNF-2A , 6/8 IN. LG	EA	8	
210	9	PAOZZ	5310-00-014.5850	MS27183-42	96906	WASHER, FLAT: 0.219 IN. DI, 0.500 IN. OD, 0.049 IN. THK	EA	8	
210	10	MOOZZ		11675036	19207	SEAL: BRACKET ASSEMBLY, . FABRICATE FROM, 12.09 IN. LG, 0.88 IN. W, 0.19 IN. THK RUBBER CELLULAR NSN 9320.00-181-0007 (SEE GROUP 9501)	EA	1	
210	11	XBOZZ		11686237	19207	BRACKET:	EA	2	
210	12	PAOZZ	5310.00-045-3296	MS35338-43	96906	WASHER, LOCK: #10	EA	8	
210	13	PAOZZ	5310-00-934-9751	MS35650-302	96906	NUT, PLAIN, HEXAGON: #10-32	EA	8	
210	14	MOOZZ		11675018	19207	SEAL: REAR PANEL, FABRICATE FROM, 30.06 IN. LG 1.50 IN. W, 0.09 IN. THK RUBBER, CELLULAR NSN 9320.00-181-0008 (SEE GROUP 9501)	EA	2	
210	15	MOOZZ		11675020	19207	SEAL: REAR PANEL, FABRICATE FROM 56.75 IN. LG 1.38 IN. W, 0.09 IN. THK, RUBBER CELLULAR NSN 9320-00.012-3481 (SEE GROUP 9501)	EA	1	

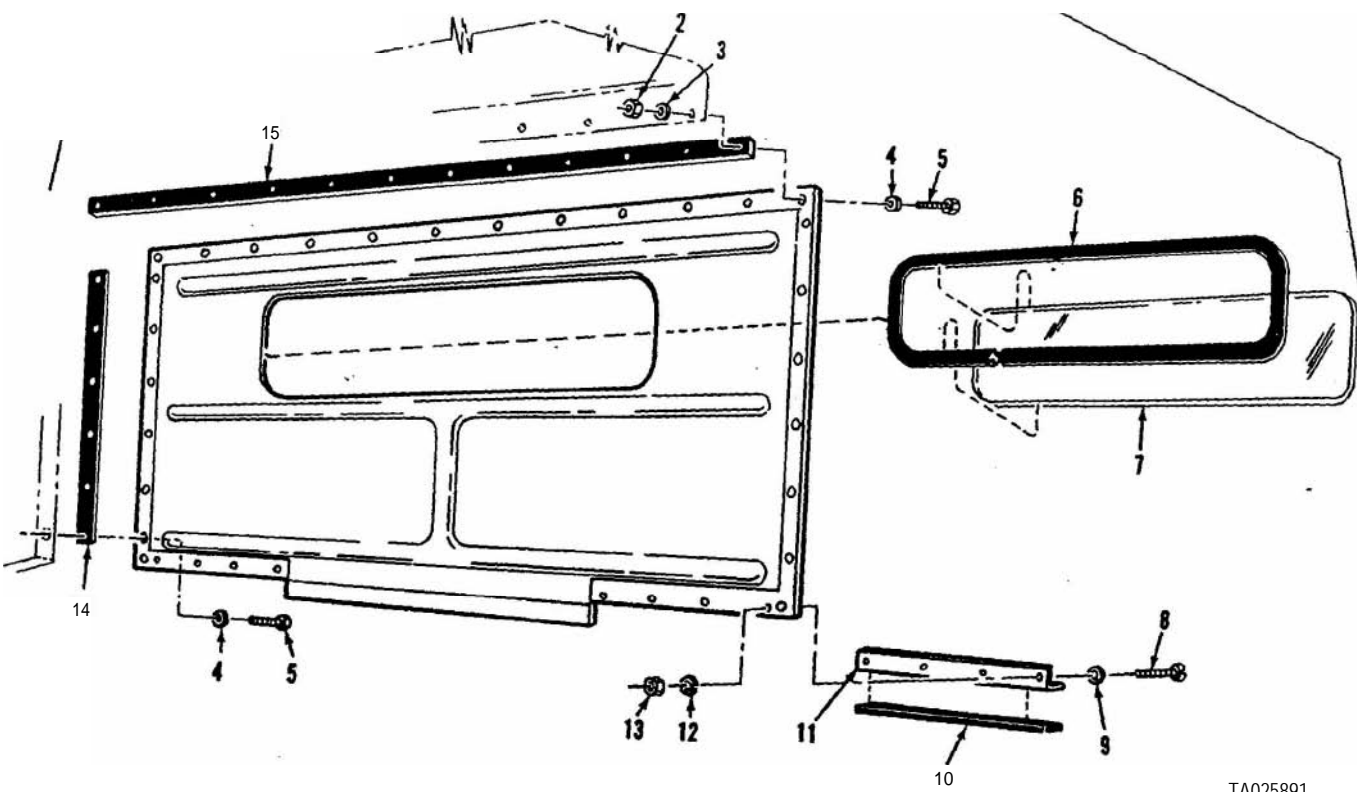
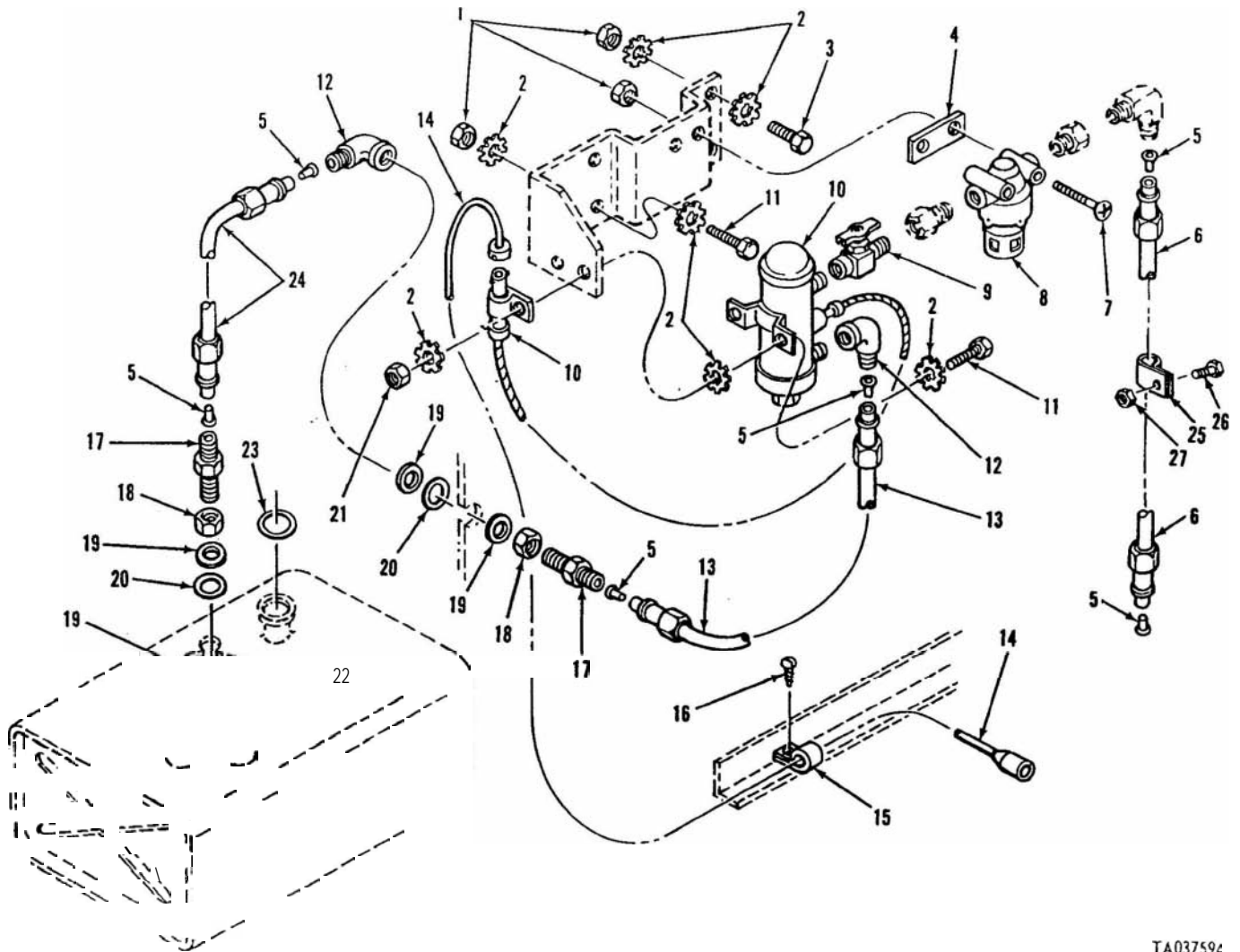


Figure 210. Rear panel assembly.

TA025891

(1) Illustration		(2)	(3)	(4)	(5)	(6)	(7)	(8)
(a) Fig. No.	(b) Item No.	SMR code	National stock No.	Part No.	FSCM	Description	Usable On Code	U / M
—	—	PAFZZ	2540-00-163-4744	11660300	19207	3303-WINTERIZATION KIT WINTERIZATION KIT, VEHICLE: ARCTIC CLOSURE, -50°F.	EA	1
211	1	PAOZZ	5310-00-877-5796	MS21044N44	96906	3303-FUEL PUMP, FILTER, FUEL LINES AND RELATED PARTS	EA	6
211	2	PAOZZ	5310-00-889-2528	MS45904-68	96906	NUT, SELF-LOCKING HEXAGON: 1/4-28 UNF-3B	EA	14
211	3	PAOZZ	5305-00-267-8974	MS90726-8	96906	WASHER, LOCK: 1/4 IN.	EA	2
211	4	PAOZZ	5365-00-187-8996	11653543	19207	SCREW, CAP, HEXAGON HEAD: 1/4.28 1.000 IN. LG	EA	1
211	5	PAOZZ	3120-00-008-3174	11663218	19207	SPACER, PLATE: BRACKET. FUEL PUMP	EA	5
211	6	MOOZZ		11663169-20	19207	BUSHING, SLEEVE:	EA	1
211	7	PAOZZ	5305-00-995-6311	MS35307-387	96906	TUBING, PLASTIC: 19.50 IN. LG, FABRICATE FROM 20 INCHES TUBING NSN 4720-00-166-4327 (SEE GROUP 9501)	EA	2
211	8	PAOZZ	1660-00-025-3493	MS51085-1	96906	SCREW, MACHINE: 1/4-28 UNF-2A, 2 IN. LG	EA	1
211	9	XDOZZ		593550	73030	FILTER, FLUID, PRESSURE, AUTOMOTIVE FUEL:	EA	1
211	10	PAOZZ	2910-00-930-9376	MS51321-2	96906	COCK. SHUT OFF	EA	1
211	11	PAOZZ	5305-00-068-0506	MS90726-6	96906	PUMP, FUEL, ELECTRICAL: 24 VOLT D.C.	EA	4
211	12	PAOZZ	4730-00-127-4461	MS51815-6	96906	SCREW, CAP, HEXAGON HEAD: 1/4-28 UNF-2A, 3/4 IN. LG	EA	2
211	13	MOOZZ		11663169-14	19207	ELBOW. PIPE TO TUBE: 3/8 IN. LG 9/16-18 UNF-2A	EA	1
211	14	XDOZZ		11660315	19207	TUBING, PLASTIC: 14 IN. LG, FABRICATE FROM; 14 INCHES TUBING, NSN 4720-00-166-4327 (SEE GROUP 9501)	EA	1
211	15	PAOZZ	5340-00.080-9853	MS21333-97	96906	CABLE ASSEMBLY: POWER	EA	1
211	16	PAOZZ	5305-00-052-6921	MS24629-57	96906	CLAMP. LOOP: 0.469 IN. ID	EA	1
211	17	PAOZZ	4730-00-689-1231	MS51812-5	96906	SCREW, TAPPING, THREAD CUTTING: 1/4-20, 1/2 IN. LG	EA	2
211	18	PAOZZ	5310-00-927-7409	MS35691-46	96906	NIPPLE, TUBE: 3/8 OD , 9/16-18 UNF-2A	EA	2
211	19	PAOZZ	5310-00-068-5285	MS27183-20	96906	NUT, PALIN, HEXAGON: 9/16-18 UNF-2B	EA	4
211	20	PAOZZ	5330-00-119-8168	11653603	19207	WASHER, FLAT: 0.954 IN. ID , 1.156 IN. OD , 0.095 IN. THK	EA	2
211	21	PAOZZ	5310-00-913-7020	MS51968-3	96906	GASKET: BULKHEAD (1), FUEL TANK (1)	EA	2
211	22	PAOZZ	4710-00-127-8633	11653602	19207	NUT, PLAIN, HEXAGON: 1/4.28 UNF-3B	EA	1
211	23	PAOZZ	5330-00-079-1708	11595072	19207	TUBE, BENT, STEEL: FUEL PICK-UP	EA	1
211	24	MOOZZ		11660249	19207	GASKET: FUEL TANK FILLER NECK	EA	1
211	25	PAOZZ	5340-00.088-1254	MS21333-104	96906	TUBE, STEEL , BENT: 12.09 IN. LG, NSN 4710-00-200-0308	EA	2
211	26	PAOZZ	5305-00-267-8974	MS90726-8	96906	CLAMP, LOOP: 0.688 IN. ID, FUEL LINE ON TRACTOR , NEAR ARTICULATE ASSY	EA	1
211	27	PAOZZ	5310-00-877-5796	MS21044N4	96906	SCREW, CAP, HEXAGON HEAD: 1.4-28 UNF-2A , 1.000 IN. LG, FUEL LINE CLAMP	EA	1
						NUT, SELF-LOCKING, HEXAGON: 1/4-28 UNF-3B, FUEL LINE CLAMP		



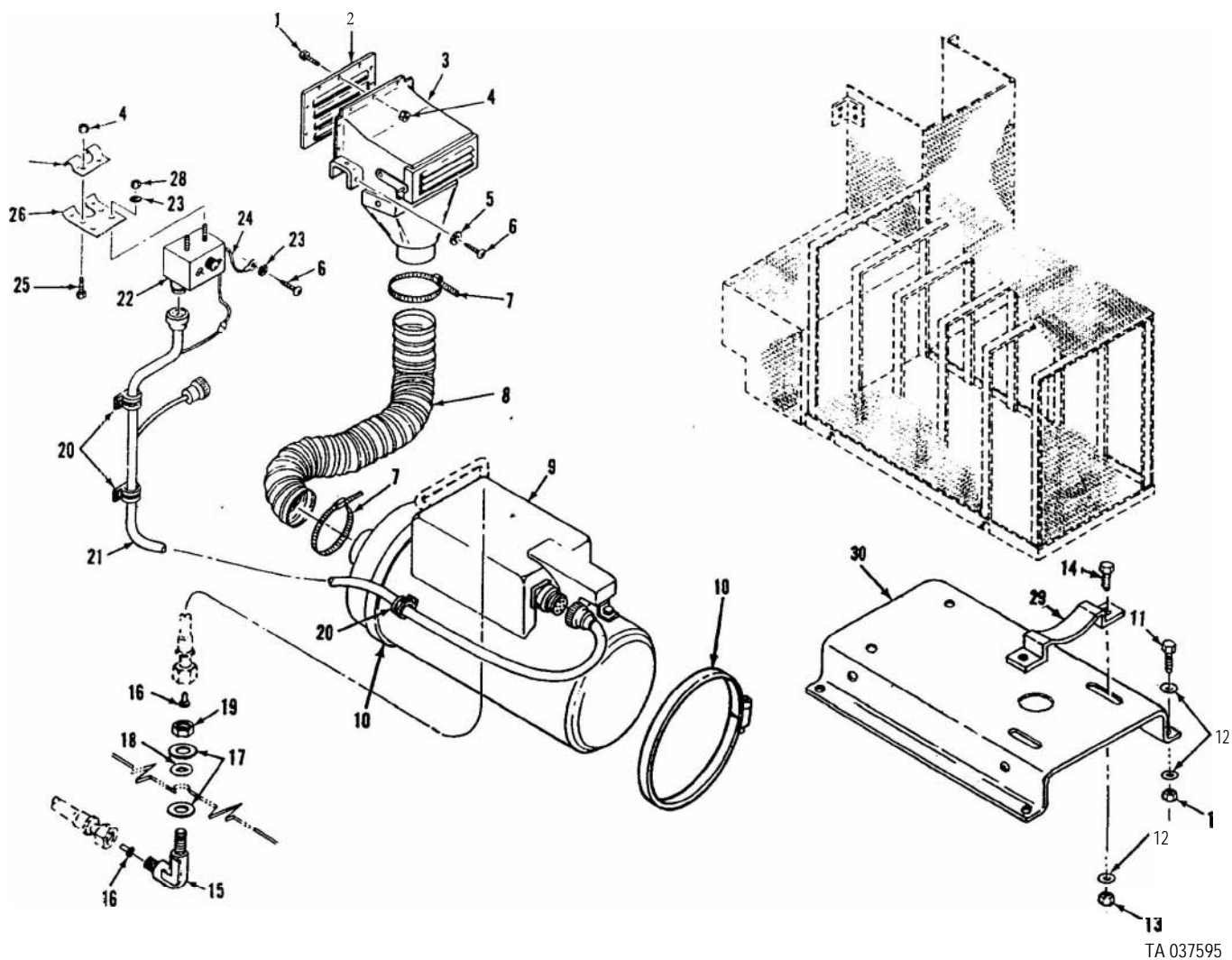
TA037594

Figure 211. Fuel pump, filter, fuel lines and related parts.

(1) Illustration		(2)	(3)	(4)	(5)	(6)	(7)	(8)
(a) Fig. No.	(b) Item No.	SMR code	National stock No.	Part No.	FSCM	Description Usable On Code	U / M	Qty inc in unit
						3303-HEATER, AIR, INTAKE DUCT AND RELATED PARTS		
212	1	PAOZZ	5305-00-068-0507	MS90726 7	96906	SCREW, CAP, HEXAGON HEAD: 1/4-28 UNF-2A, 7/8 IN. LG	EA	7
212	2	XBOZZ		11595448	19207	LOUVER:	EA	1
212	3	XBOZZ		11656216	19207	INTAKE ASSEMBLY:	EA	1
212	4	PAOZZ	5310-00-887-5796	MS21044N4	96906	NUT, SELF-LOCKING, HEXAGON: 1/4-28 UNF-3B	EA	13
212	5	PAOZZ	5310-00-809-4058	MS27183-10	96906	WASHER, FLAT: 0.281 IN. ID, 0.625. OD, 0.625 THK	EA	12
212	6	PAOZZ	5305.00.052-6921	MS24629-57	96906	SCREW, TAPPING, THREAD CUTTING: 1/4.20, 1/2 IN. LG	EA	5
212	7	PAOZZ	4730-00-908-6293	MS35842-15	96906	CLAMP, HOSE, RANGE: 3-5/16 IN. #44 1/4 IN.	EA	2
212	8	PAOZZ	4720-00-809-2430	8711056	19207	HOSE, AIR DUCT: 22.00 IN. LG	EA	1
212	9	PAOFF	2540-00-113-4180	MILH46792 2 1	81349	HEATER ASSEMBLY:	EA	1
212	10	PAOZZ	4730.00-908-6294	MS35842-16	96906	CLAMP, HOSE: RANGE, 4.1/8 IN. - 7 IN.	EA	2
212	11	PAOZZ	5306.00-225-9088	MS90726 32	96906	SCREW, CAP, HEXAGON HEAD: 5/16-24 UNF-2A, 7/8 IN. LG	EA	4
212	12	PAOZZ	5310.00-081-4219	MS27183 12	96906	WASHER, FLAT: 0.344 IN. ID, 0.688 IN. OD, 0.065 THK	EA	12
212	13	PAOZZ	5310-00-088-0563	MS21044N5	96906	NUT, SELF-LOCKING, HEXAGON: 5/16.24 UNF-3B	EA	8
212	14	PAOZZ	5306-00-225-9087	MS90726-32	96906	SCREW, CAP, HEXAGON HEAD: 5/16-24 UNF-2A, 3/4 IN. LG	EA	4
212	15	PAOZZ	4730-00-689-1236	MS51855-9	96906	ELBOW, TUBE: 3/8 OD, 9/16 18 UNF-2A	EA	1
212	16	PAOZZ	3120-00-008-3174	11663218	19207	BUSHING, SLEEVE:	EA	2
212	17	PAOZZ	5310.00-068-5285	MS27183-20	96906	WASHER, FLAT: 0.594 IN. ID, 1.156 IN. OD, 0.065 IN. THK	EA	2
212	18	PAOZZ	5330.00-119-8168	11653603	19207	GASKET: FUEL INLET ELBOW	EA	1
212	19	PAOZZ	5310-00-927-7409	MS35691 46	96906	NUT, PLAIN, HEXAGON: 9/16-18 UNF-2B	EA	1
212	20	PAOZZ	5340-00-057-2904	MS21333 71	96906	CLAMP, LOOP: 0.531 IN. ID	EA	3
212	21	XBOFZ		11660244	19207	HARNESSE ASSEMBLY:	EA	1
212	22	PAOFF	2540-00-953-011C	10885798	19207	BOX ASSEMBLY, CONTROL:	EA	1
212	23	PAOZZ	5310-00-889-2528	MS45904.68	96906	WASHER, LOCK, INTERNAL AND EXTERNAL TOOTH: 1/4 IN.	EA	3
212	24	PAOZZ	2590-00.100-4093	11660314	19207	LEAD, ELECTRICAL: GROUND	EA	1
212	25	PAOZZ	5305-00-068.0505	MS90726-5	96906	SCREW, CAP, HEXAGON HEAD: 1/4-28 UNF-2A, 5/8 IN. LG	EA	2
212	26	XBOZZ		11660312	19207	BRACKET, J SECTION:	EA	1
212	27	XDOZZ		11660311	19207	CLAMP DOUBLE:	EA	1
212	28	PAOZZ	5310-00-761-6882	MS51967-2	96906	NUT, PLAIN, HEXAGON: 1/4-20 UNC-2B	EA	2
212	29	XBOZZ		11692313	19207	BRACKET, MOUNTING:	EA	2
212	30	XBOZZ		11660226	19207	MOUNTING PLATE, HEATER MOUNTING:	EA	1

30

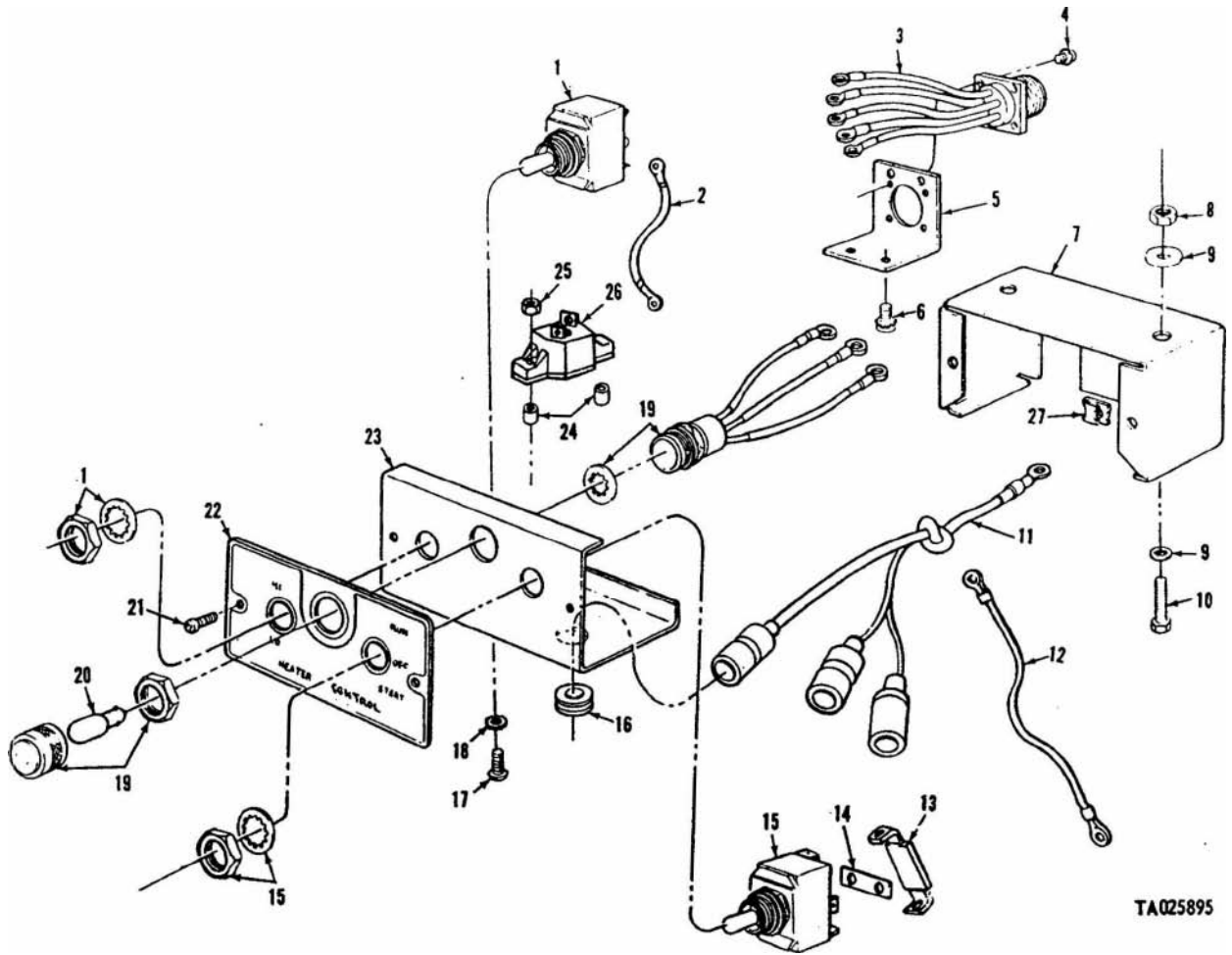
-0



TA 037595

Figure 212. Heater, air intake duct and related parts carrier.

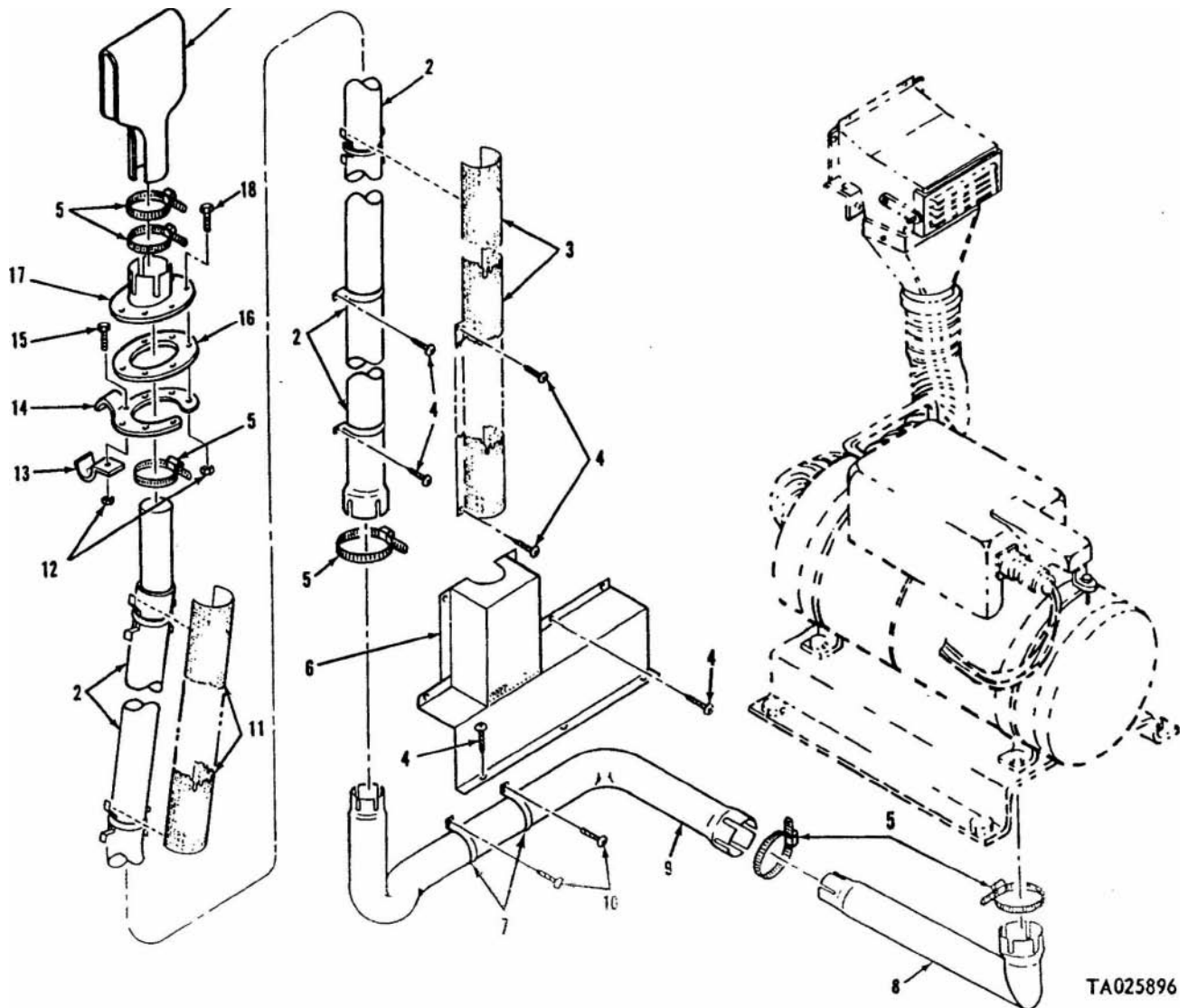
(1) Illustration		(2) SMR code	(3) National stock No.	(4) Part No.	(5) FSCM	(6) Description Usable On Code	(7) U / M	(8) Qty. inc. in unit
(a) Fig. No.	(b) Item No.							
213	1	PAOZZ	5930-00-655-1514	MS35058-22	96906	3303—HEATER CONTROL BOX, EXPLODED VIEW	EA	1
213	2	PBFZZ	6150-00-039-8256	7951734	19207	SWITCH, TOGGLE: ONE POLE, DC HIGH-LOW	EA	1
213	3	PAFZZ	2590-00-944-6262	7951732	19207	LEAD, ELECTRICAL: CIRCUIT BREAKER TO CONNECTOR	EA	1
213	4	PAFZZ	5305-00-940-8838	7951752	19207	LEAD ASSEMBLY, ELECTRICAL:	EA	1
213	5	PAFZZ	5340-00-169-5732	7951727	19207	SCREW, ASSEMBLED WASHER: CABLE ASSEMBLY	EA	4
213	6	PAFZZ	5305-00-531-0450	454341	21450	BRACKET, ANGLE: BOTTOM SUPPORT	EA	1
213	7	PAFZZ	2540-00-104-2222	7951725	19207	SCREW, ASSEMBLED WASHER:	EA	2
213	8	PAFZZ	5310-00-761-6882	MS51967 2	96906	CASE ASSY CONTROL: CONTROL BOX	EA	1
213	9	PAFZZ	5310-00-550-1130 1	MS35333-40	96906	NUT, PLAIN, HEXAGON: 1/4-20 UNC-2B	EA	2
213	10	PAFZZ	5305-00-105-6871	187745	19207	WASHER, LOCK: 1/4 IN. ID	EA	4
213	11	PAFZZ	2540-00-916-2095	7986167	19207	SCREW: 1/4-20 UNC-2A	EA	2
213	12	PAFZZ	2510-00-795-1735	7951735	19207	LEAD ELECTRICAL: 7.25 IN. LG	EA	1
213	13	PAFZZ	2540-00-039-8258	7951737	19207	WIRE ASSEMBLY: HEAT SWITCH	EA	1
213	14	PAFZZ	5935-00-790-4614	7951748	19207	JUMPER ASSEMBLY: CONNECTOR	EA	1
						CONNECTOR, RECEPTACLE ELECTRICAL:	EA	1
						HEATER CABLE		
213	15	PAOZZ	5930-00-615-7897	MS35059-31	96906	SWITCH, TOGGLE: TWO POLE, DC HEATER MOTOR	EA	1
213	16	PAOZZ	5325-00-276-4993	201.1060-000	13499	GROMMET, RUBBER: CONTROL BOX CABLE, BOTTOM	EA	1
213	17	PAFZZ	5305-00-984-6196	MS35206-248	96906	SCREW, MACHINE: 8-32 UNC-2A, 7/8 IN. LG	EA	2
213	18	PAFZZ	5310-00-061-0004	MS45904-57	96906	WASHER, LOCK: INTERNAL AND EXTERNAL TOOTH:	EA	1
						0.610 IN. OD, 0.034 IN. THK		
213	19	PAFZZ	6210-00-688-5088	MS25331-4	96906	LIGHT ASSEMBLY: WITH DIMMER	EA	1
213	20	PAOZZ	6240-00-155-8714	MS25231-313	96906	LAMP, INCANDESCENT:	EA	1
213	21	PAOZZ	5305-00-057-9611	MS24621-28	96906	SCREW, TAPPING, THREAD FORMING: NOM SIZE 8, 1.750	EA	2
						IN. LG		
213	22	PAOZZ	2540-00-103-9305	10896505	19207	PANEL SWITCH:	EA	1
213	23	XBFZZ		7951726	19207	PANEL, CONTROL BOX:	EA	1
213	24	PAFZZ	2540-00-914-4706	7951730	19207	SPACER, SLEEVE: CIRCUIT BREAKER	EA	2
213	25	PAFZZ	5310-00-333-7341	7951221	19207	NUT, PLAIN, HEXAGON: CIRCUIT BREAKER ATTACHING	EA	2
213	26	PAFZZ	5925-00-553-2274	7974395	19207	CIRCUIT BREAKER: CONTROL BOX	EA	1
213	27	PAFZZ	5310-00-880-0076	7951753	19207	NUT, SHEET SPRING: CONTROL BOX PANEL SCREW	EA	2



TA025895

Figure 213. Heater control box, exploded view.

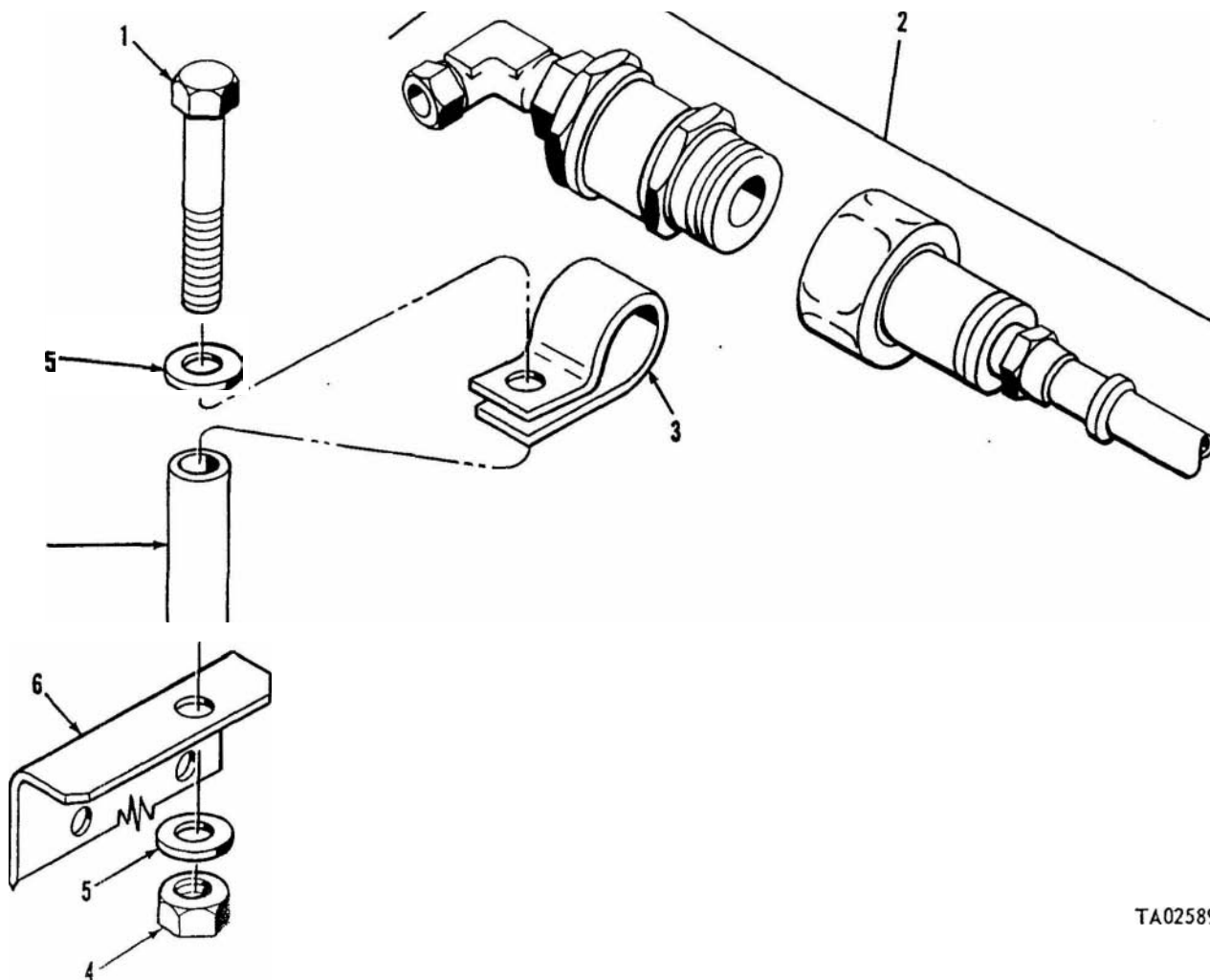
(1) Illustration		(2)	(3)	(4)	(5)	(6)	(7)	(8)
(a) Fig. No.	(b) Item No.	SMR code	National stock No.	Part No.	FSCM	Description Usable On Code	U t M	Qty. inc in unit
214	1	PAOZZ	2540-00-782-1775	1159692	19207	3303—HEATER EXHAUST PIPE AND RELATED PARTS	EA	1
214	2	PAOZZ	2990-00-163-0439	11660232	19207	CAP, HEATER EXHAUST:	EA	1
214	3	XBOZZ		11660230	19207	PIPE, EXHAUST:	EA	1
214	4	PAOZZ	5305.00-052-6921	MS24629-57	96906	GUARD, HALF-ROUND: EXHAUST	EA	1
214	5	PAOZZ	4730-00-908.3193	MS35842-12	96906	SCREW, TAPPING, THREAD CUTTING: 1/4-20, 1/2 IN. LO	EA	23
214	6	XBOZZ		11660295	19207	CLAMP, HOSE: 1-1/16 IN. - 2 IN.	EA	6
214	7	PAOZZ	5340-00-053.8376	MS21333-17	96906	GUARD, INTERMEDIATE:	EA	1
214	8	PAOZZ	2990-00-164-3265	11660308	19207	CLAMP, LOOP: 1.500 IN. ID	EA	2
214	9	PAOZZ	2990-00-175-9642	11660251	19207	PIPE EXHAUST:	EA	1
214	10	PAOZZ	5305.00-836-8476	MS24621-43	96906	PIPE EXHAUST:	EA	1
214	11	XBOZZ		11660294	19207	SCREW, TAPPING, THREAD CUTTING: 10-16, 1/2 IN. LG	EA	2
214	12	PAOZZ	5310-00-877-5797	MS21044N3	96906	GUARD, THREE-QUARTER ROUND:	EA	1
214	13	PAOZZ	5340-00-134-8970	11660287	19207	NUT, SELF-LOCKING, HEXAGON: 10-32 UNF-3B	EA	7
214	14	PAOZZ	2540-00-163-0413	11660235	19207	STRAP, RETAINING:	EA	1
214	15	PAOZZ	5306-00-142-3537	MS9489-14	96906	BRACKET, CLAMPING:	EA	1
						BOLT, MACHINE, HEXAGON HEAD: 10.32 UNJF-3A, 1 IN.	EA	1
214	16	PAOZZ	5330.00-781-7751	11595723	19207	LG	EA	1
214	17	PAOZZ	2540.00-163-4745	11660310	19207	GASKET: EXHAUST OUTLET RETAINER	EA	1
214	18	PAOZZ	5306-00-113.3785	MS9489-12	96906	ADAPTER, PIPE, EXHAUST:	EA	1
						BOLT, MACHINE, HEXAGON HEAD: 10-32 UNJF-3A, 0.875 IN. LG	EA	6



TA025896

Figure 214. Heater exhaust pipe and related parts.

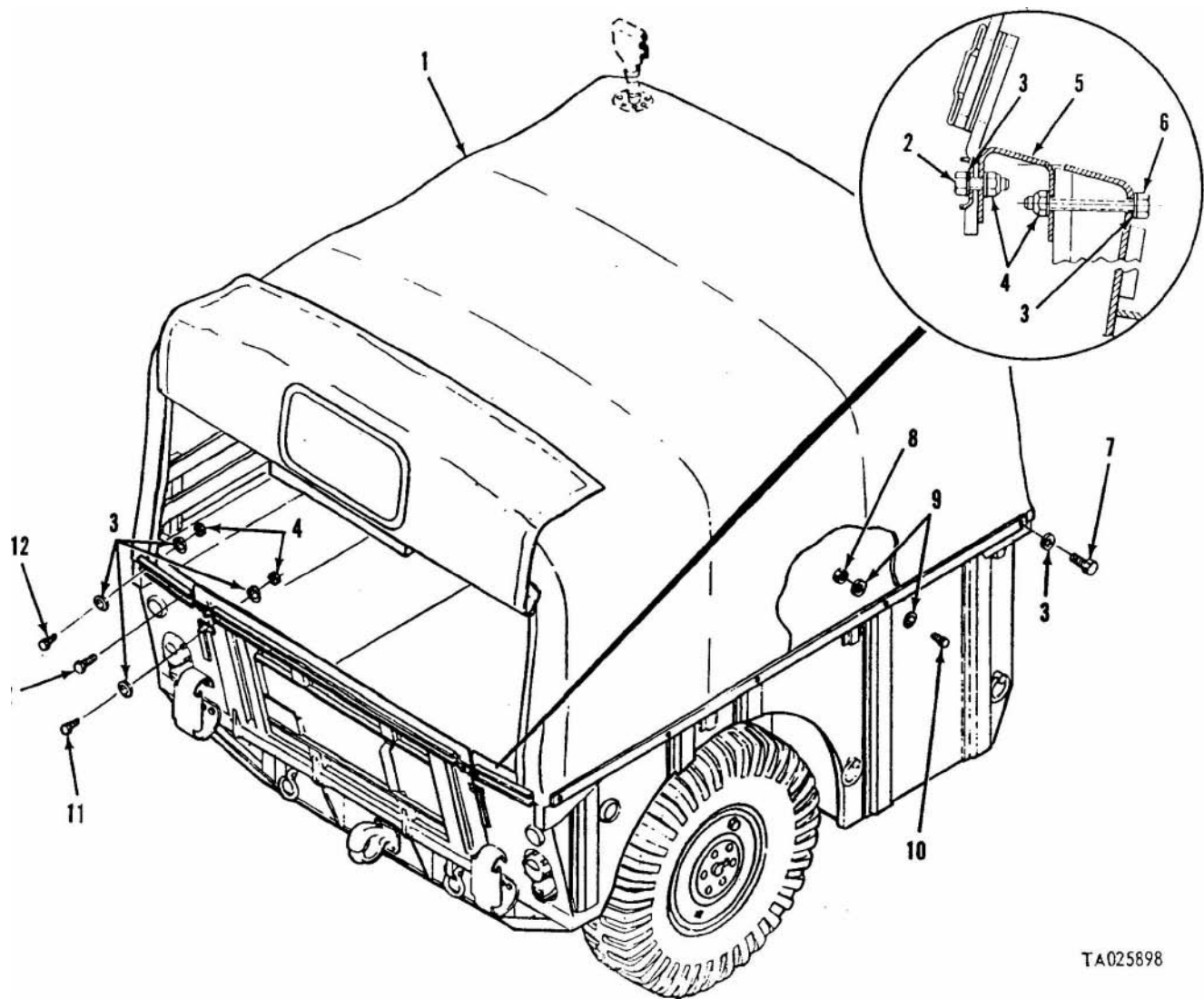
(1) Illustration		(2)	(3)	(4)	(5)	(6)	(7)	(8)
(a) Fig. No.	(b) Item No.	SMR code	National stock No.	Part No.	FSCM	Description Usable On Code	U / M	Qty. inc. in unit
215	1	PAOZZ	5305.00-267-8985	MS90726-18	96906	3303-FUEL COUPLING ASSEMBLY	EA	1
215	2	PAOZZ	4730.00-175-0200	11656218	19207	SCREW, CAP, HEXAGON HEAD: 1/4.28 UNF-2A, 3 IN. LG	EA	1
215	3	PAOZZ	5340-00-809-1494	MS21333-105	96906	COUPLING ASSEMBLY, SPECIAL:	EA	1
215	4	PAOZZ	5310-00-877-5796	MS21044N4	96906	CLAMP, LOOP: 0.750 IN. ID	EA	1
215	5	PAOZZ	5310-00-809-4058	MS27183-10	96906	NUT, SELF-LOCKING, HEXAGON: 1/4 .28 UNF-3B	EA	1
215	6	XBOZZ		11595850	19207	WASHER, FLAT: 0.281 IN. ID, 0.625 IN. OD, 0.065 IN. THK	EA	2
215	7	XBOZZ		11660299	19207	BRACKET:	EA	1
						SPACER:	EA	1



TA025897

Figure 215. Fuel coupling assembly.

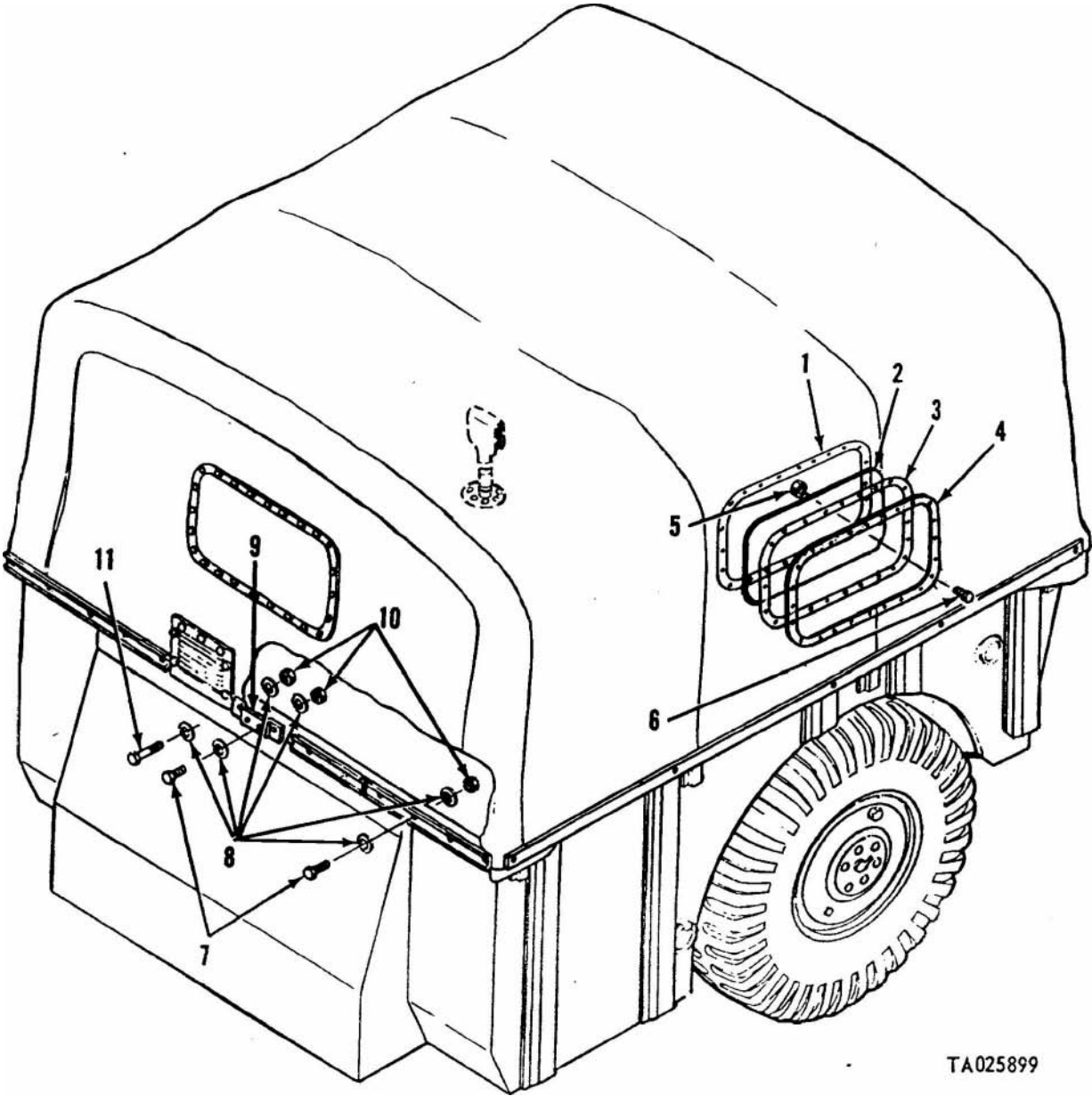
(1) Illustration		(2)	(3)	(4)	(5)	(6)	(7)	(8)
(a) Fig. No.	(b) Item No.	SMR code	National stock No.	Part No.	FSCM	Description Usable On Code	U / M	Qty. inc. in unit
216	1	PAOFF		11660245	19207	3303-CARRIER CANOPY ASSEMBLY (RIGHT REAR VIEW)	EA	1
216	2	PAOZZ	5305-00-068-0506	MS90726-6	96906	COVER, FITTED: VEHICULAR BODY	EA	4
216	3	PAOZZ	5310-00-809-4058	MS27183 10	96906	SCREW, CAP, HEXAGON HEAD: 1/4-28 UNF-2A, 3/4 IN. LG	EA	54
216	4	PAOZZ	5310.00-877-5796	MS21044N4	96906	WASHER, FLAT: 0.281 IN. ID, 0.625 IN. OD, 0.625 THK	EA	25
216	6	XBOZZ		11660237.1	19207	NUT, SELF-LOCKING, HEXAGON: 1/4-28 UNF-3B	EA	1
216	6	PAOZZ	5305-00-267-8980	MS90726-14	96906	SPACER:	EA	4
216	7	PAOZZ	5305.00-052-6923	MS24629-59	96906	SCREW, CAP, HEXAGON HEAD: 1/4-28 UNF-2A, 2 IN. LG	EA	12
216	8	PAOZZ	5310-00-877-5797	MS21044N3	96906	SCREW, TAPPING, THREAD CUTTING: 1/4-20, 3/4 IN. LG	EA	6
216	9	PAOZZ	5310-00-809-9546	MS27183 8	96906	NUT, SELF-LOCKING, HEXAGON: 10-32 UNF-3B	EA	12
216	10	PAOZZ	5306-00-113-3785	MS9489-12	96906	WASHER, FLAT: 0.219 IN. ID, 0.438 IN. OD, 0.049 IN. THK	EA	6
216	11	PAOZZ	5305-00.267-8983	MS90726-16	96906	BOLT, MACHINE: 10-32 UNJF-2A, 0.875 IN. LG	EA	11
216	12	PAOZZ	5305-00-267-8984	MS90726 17	96906	SCREW, CAP, HEXAGON HEAD: 1/4-28 UNF-2A, 2-1/2 IN. LG	EA	6
						SCREW, CAP, HEXAGON HEAD: 1/4-28 UNF-2A, 2-3/4 IN. LG		



TA025898

Figure 216. Carrier canopy assembly (right rear view).

(1) Illustration		(2)	(3)	(4)	(5)	(6)	(7)	(8)
(a) Fig. No.	(b) Item No.	SMR code	National stock No.	Part No.	FSCM	Description Usable On Code	U / M	Qty. inc. in unit
217	1	XBOZZ		11595720	19207	3303—CARRIER CANOPY ASSEMBLY (LEFT FRONT VIEW)	EA	8
217	2	PAOZZ	2540-00-781-8768	11595719.2	19207	FRAME: INNER (4), OUTER (4)	EA	4
217	2	PAOZZ	2540.00-781-8662	11595719.1	19207	WINDOW: PLASTIC, INNER	EA	4
217	3	PAOZZ	5330-00-173-1970	11660238	19207	WINDOW: PLASTIC, OUTER	EA	4
217	4	PAOZZ	5330.00-434-4586	11660243	19207	GASKET: WINDOW FRAME	EA	4
217	5	PAOZZ	5310-00-081-8087	M21044-NO6	96906	SEAL, RUBBER CHANNEL: WINDOW	EA	4
217	6	PAOZZ	5305.00-984-6221	MS35206-234	96906	NUT, SELF-LOCKING, HEXAGON: 6-32 UNC-3B	EA	96
217	7	PAOZZ	5305.00-267-8982	MS90726-16	96906	SCREW, MACHINE: 6-32 UNC-2A, 1 IN. LG	EA	96
						SCREW, CAP, HEXAGON HEAD: 1/4-28 UNF-2A, 2-1/4 IN. LG	EA	11
217	8	PAOZZ	5310-00-809-4058	MS27183-10	96906	WASHER, FLAT: 0.281 IN. ID, 0.625 IN. OD, 0.065 THK	EA	26
217	9	PAOZZ	2510-00-211-5389	11595856	19207	MOLDING, METAL:	EA	1
217	10	PAOZZ	5310-00-877-5796	MS21044N4	96906	NUT, SELF-LOCKING, HEXAGON: 1/4-28 UNF-3B	EA	13
217	11	PAOZZ	5305-00-267-8983	MS90726-16	96906	SCREW, CAP, HEXAGON HEAD: 1/4-28 UNF-2A, 2-1/2 IN. LG	EA	2



TA025899

Figure 217. Carrier canopy assembly (left front view).

(1) Illustration		(2)	(3)	(4)	(5)	(6)	(7)	(8)	3
(a) Fig. No.	(b) Item No.	SMR code	National stock No.	Part No.	FSCM	Description Usable On Code	U / M	Qty. inc in unit	
218	1	PAOZZ	5305-00.068-0505	MS90726-5	96906	3303-CARRIER BOW SUPPORT			
218	2	XBOZZ		11595731	19207	SCREW, CAP, HEXAGON HEAD: 1/4-28 UNF-2A, 5/8 IN. LG	EA	4	
218	3	PAOZZ	5310-00-877.5796	MS21044N4	96906	SUPPORT:	EA	2	
218	4	PAOZZ	5310.00-809-4058	MS27183-10	96906	NUT, SELF-LOCKING, HEXAGON: 1/4.28 UNF-3B	EA	4	
218	5	XBOZZ		11595729	19207	WASHER, FLAT: 0.281 IN. ID, 0.625 IN. OD, 0.065 THK	EA	4	
						CLAMP:	EA	2	

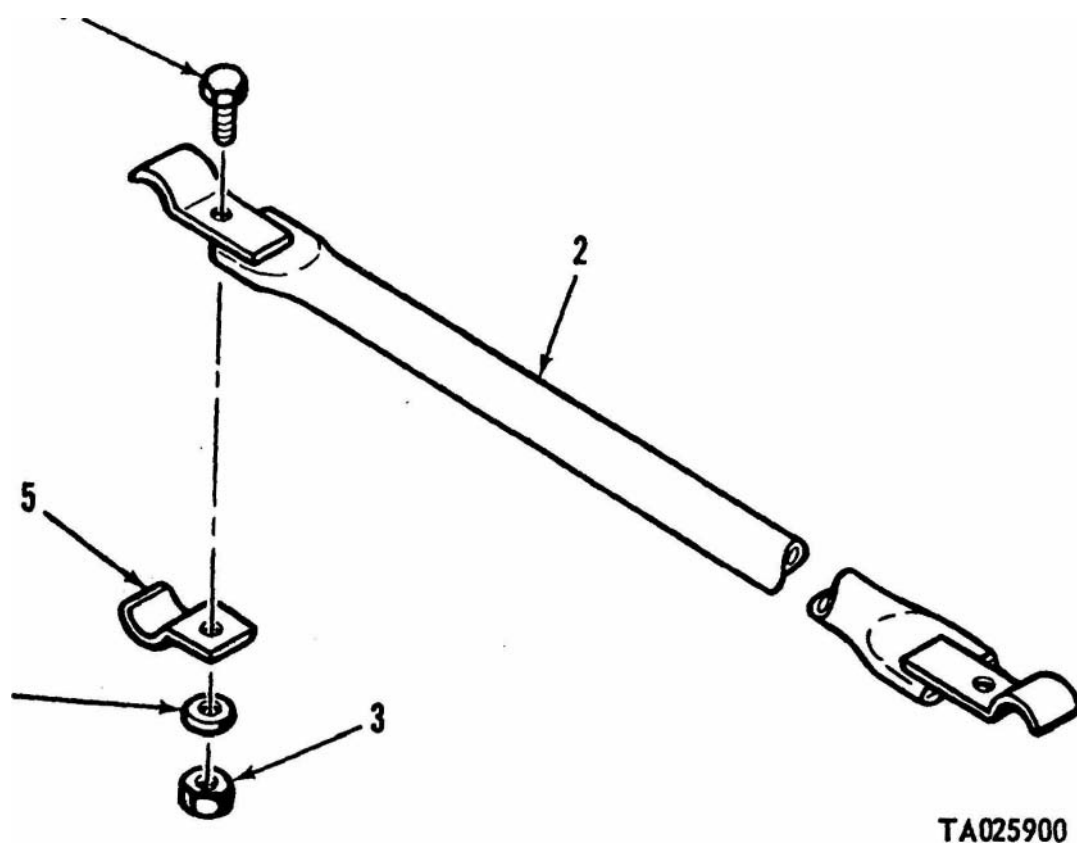
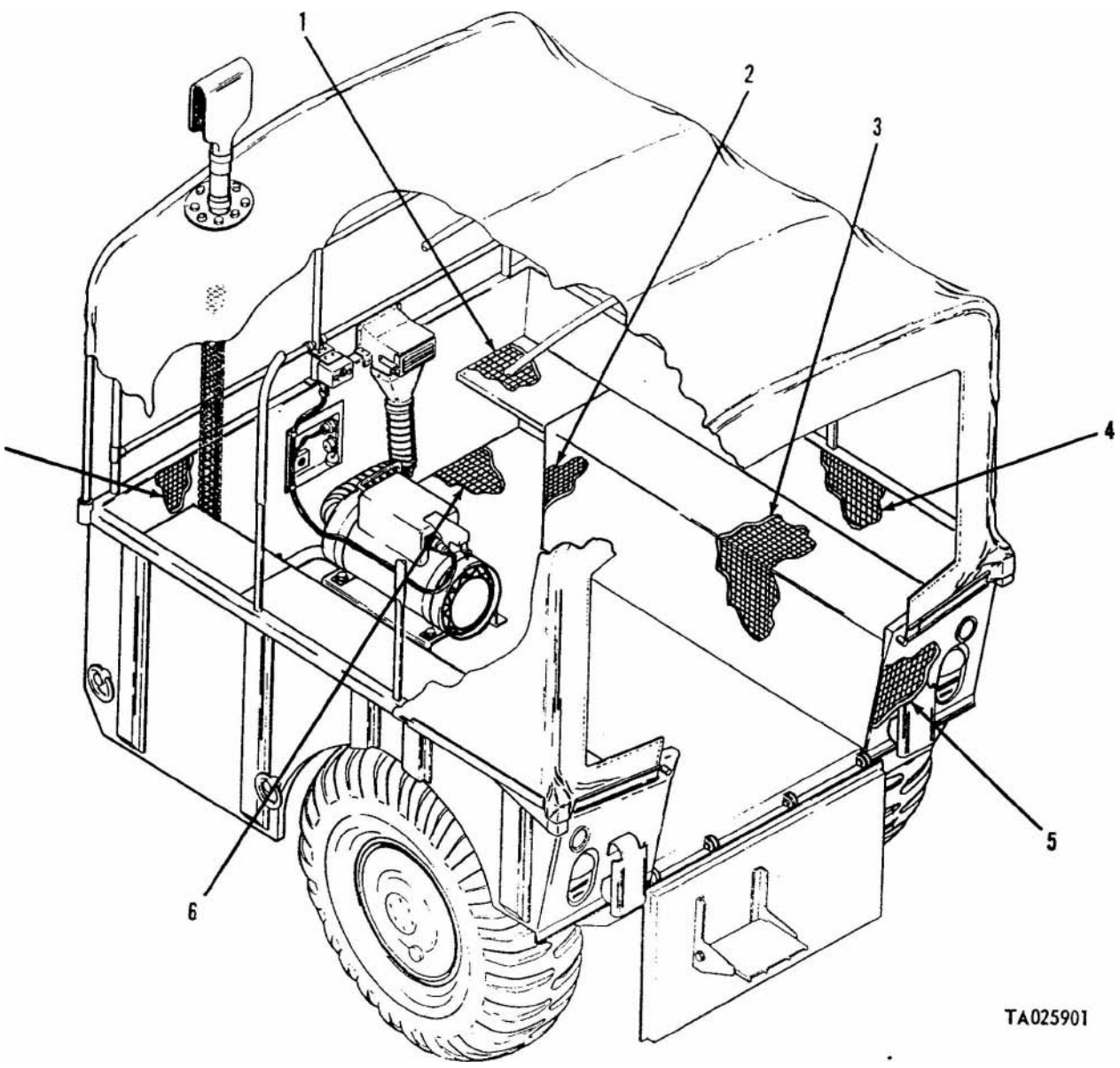


Figure 218. Carrier bow support.

(1) illustration		(2)	(3)	(4)	(5)	(6)	(7)	(8)
(a) Fig. No.	(b) Item No.	SMR code	National stock No.	Part No.	FSCM	Description Usable On Code	U / M	Qty. inc. in unit
219	1	PAOZZ	5640-00-163-0412	11656209	19207	3303—INSULATION BLANKETS, THERMAL INSULATION BLANKET, THERMAL: TROOP SEAT AREA	EA	2
219	2	PAOZZ	5640-00-162.4207	11656212-1	19207	INSULATION BLANKET, THERMAL: LEFT	EA	1
219	2	PAOZZ	5640-00-162.4208	11656212.2	19207	INSULATION BLANKET, THERMAL: RIGHT	EA	1
219	3	PAOZZ	5640-00-162.4205	11656211-1	19207	INSULATION BLANKET, THERMAL: LEFT	EA	1
219	3	PAOZZ	5640-00-162-4206	11656211.2	19207	INSULATION BLANKET, THERMAL: RIGHT	EA	1
219	4	PAOZZ	5640-00462.4204	11656210	19207	INSULATION BLANKET, THERMAL: LEFT AND RIGHT	EA	2
219	5	PAOZZ	5640-00-163-4736	11656215	19207	INSULATION BLANKET, THERMAL: SEAT	EA	2
219	6	PAOZZ	5640-00-163-0407	11656207	19207	INSULATION BLANKET, THERMAL:	EA	1
219	7	PAOZZ	5640-00-163-4735	11656205	19207	INSULATION BLANKET, THERMAL:	EA	1



TA025901

Figure 219. Insulation blankets, thermal.

(1) Illustration		(2)	(3)	(4)	(5)	(6)	(7)	(8)
(a) Fig. No.	(b) Item No.	SMR code	National stock No.	Part No.	FSCM	Description Usable On Code	U / M	Qty inc in unit
220	1	PAOZZ	5310-00-877.5796	MS21044N4	96906	3303-TAILGATE STEP NUT, SELF-LOCKING, HEXAGON: 1/4-28 UNF-3B	EA	4
220	2	PAOZZ	5310-00-809-4058	MS27183-10	96906	WASHER, FLAT: 0.281 IN. ID, 0.625 IN. OD, 0.065 THK	EA	8
220	3	PAOFF	2510.00-088-4125	11595092	19207	TAILGATE, VEHICLE BODY:	EA	1
220	4	PAOZZ	5305-00-068-0507	MS90726-7	96906	SCREW, CAP, HEXAGON HEAD: 1/4-28 UNF-2A , 7/8 IN. LG	EA	4
220	5	PAOZZ	2540-00-191-7162	11595670	19207	LADDER, VEHICLE BOARDING:	EA	1
220	6	PAOZZ	5315-00-839-5821	MS24665-351	96906	PIN, COTTER: 1/8 X 3/4 LG	EA	2
220	7	PAOZZ	5310-00-809-5998	MS27183-18	96906	WASHER, FLAT: 0.531 IN. ID, 1.062 IN. OD, 0.095 IN. THK	EA	4
220	8	PAOZZ	2540-00.782-4146	11595673	19207	SHAFT, STRAIGHT: TAILGATE STEP	EA	1
220	9	PAOZZ	3120-00-782.4148	11595674	19207	BUSHING, SLEEVE: TAILGATE STEP	EA	2
220	10	XBOZZ		11595672	19207	STEP, VEHICLE BOARDING:	EA	1
220	11	PAOZZ	2540-00-117-0233	11656214	19207	PAD, WINTERIZATION KIT: TAILGATE	EA	1

TM 9-2320-242-34P

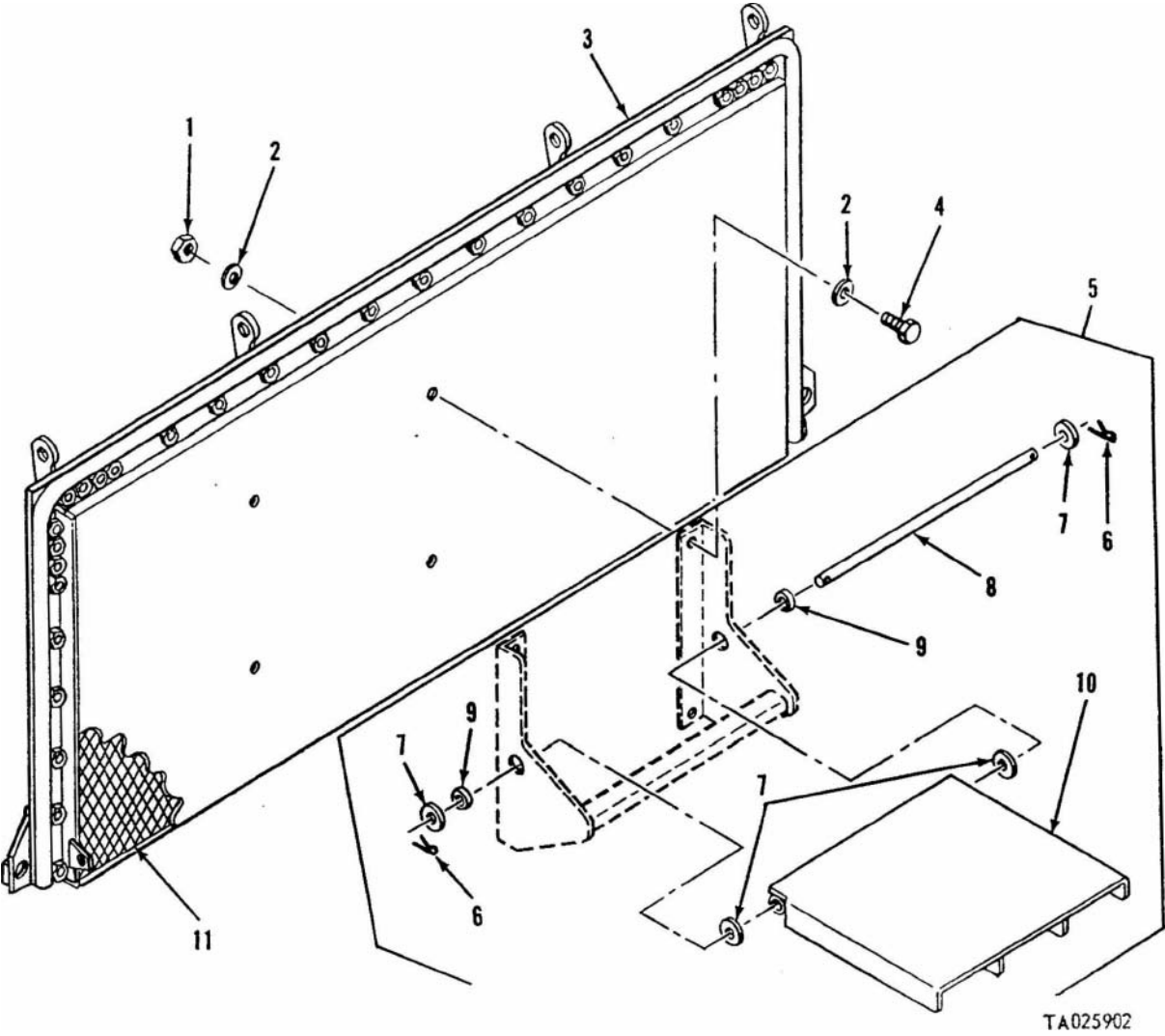


Figure 220. Tailgate step.

(I) Illustration		(2)	(3)	(4)	(5)	(6)	(7)	(8)
(a) Fig. No.	(b) Item No.	SMR code	National stock No.	Part No.	FSCM	Description Usable On Code	U / M	Qty. inc. in unit
—	—	PAFZZ	2540-00-176-9223	11653667	19207	3303—WINTERIZATION KIT, -25°	EA	1
221	1	XBOZZ		11653643	19207	KIT, WINTERIZATION, VEHICLE: COMPOSED OF	EA	1
221	2	PAOZZ	5305-00-067-9897	MS24621-57	96906	DUCT ASSEMBLY, DEFROSTER:	EA	6
						SCREW, TAPPING, THREAD CUTTING: S, 1/4-14, 3/4 IN. LG		
221	3	XDOZZ		11656310	19207	PLATE INSTRUCTION: DEFROSTER OPERATION	EA	1
221	4	PAOZZ	2590-00-770-0353	7700353	19207	CONTROL ASSEMBLY, PUSH-PULL: LEVER, DIVERTER BOX	EA	1
221	5	PAOZZ	4730-00-908-6292	MS35842-14	96906	CLAMP, HOSE: 2-7/16 to 3 1/2 IN. DIA	EA	6
221	6	MOOZZ		8711055	19207	HOSE, AIR DUCT: FABRICATE FROM, 9 IN. HOSE, NSN 4720-00-809-2429 (SEE GROUP 9501)	EA	1
221	7	MOOZZ		8711055	19207	HOSE, AIR DUCT: FABRICATE FROM, 3 IN. HOSE, NSN 4720-00-809-2429 (SEE GROUP 9501)	EA	1
221	8	XBOZZ		11653645	19207	ELBOW: DIVERTER, HOT AIR	EA	1
221	9	XBOZZ		11661590	19207	SUPPORT ASSEMBLY, RADIO: .	EA	1
221	10	PAOZZ	5305-00-855-0957	MS24629 46	96906	SCREW, TAPPING, THREAD CUTTING: S, 10-24, 1/2 IN. LG	EA	3
221	11	XBOZZ		11663632	19207	GUARD ASSEMBLY: HEATER HOSE	EA	1
221	12	PAOZZ	4730-00-908-6293	MS35842 15	96906	CLAMP, HOSE: S, 3-5/16 to 4.1/4 IN. DIA	EA	2
221	13	MOOZZ		8711056	19207	HOSE, AIR DUCT: FABRICATE FROM, 32 IN. LG HOSE, NSN 4720-00-809-2430 (SEE GROUP 9501)	FA	1
221	14	XBOZZ		11653653	19207	BOX ASSEMBLY, DIVERTER:	EA	1
221	15	MOOZZ		8711055	19207	HOSE, AIR DUCT: FABRICATE FROM, 2 IN. HOSE, NSN 4720-00-809-2429 (SEE GROUP 9501)	EA	1
221	16	XBOZZ		11653637	19207	VENT, HEATER: INTAKE, FRESH AIR	EA	1
221	17	PAOZZ	5315-00-839-2325	CP1026	00494	PIN, COTTER: 1/16 IN. DIA 1/2 IN. LG	EA	2
221	18	PAOZZ	5340-00-827-8314	MS21333-33	96906	CLAMP, LOOP: STEEL, PLAIN: 0.188 IN. DIA	EA	1
221	19	PAOZZ	2930-00-207-9394	11660185	19207	COVER, ACCESS: COOLING TOWER	EA	1
221	20	PAOZZ	5310-00-809-8546	MS27183-8	96906	WASHER, FLAT: 0.219 IN. ID, 0.438 IN. OD, 0.049 IN. THK	EA	1

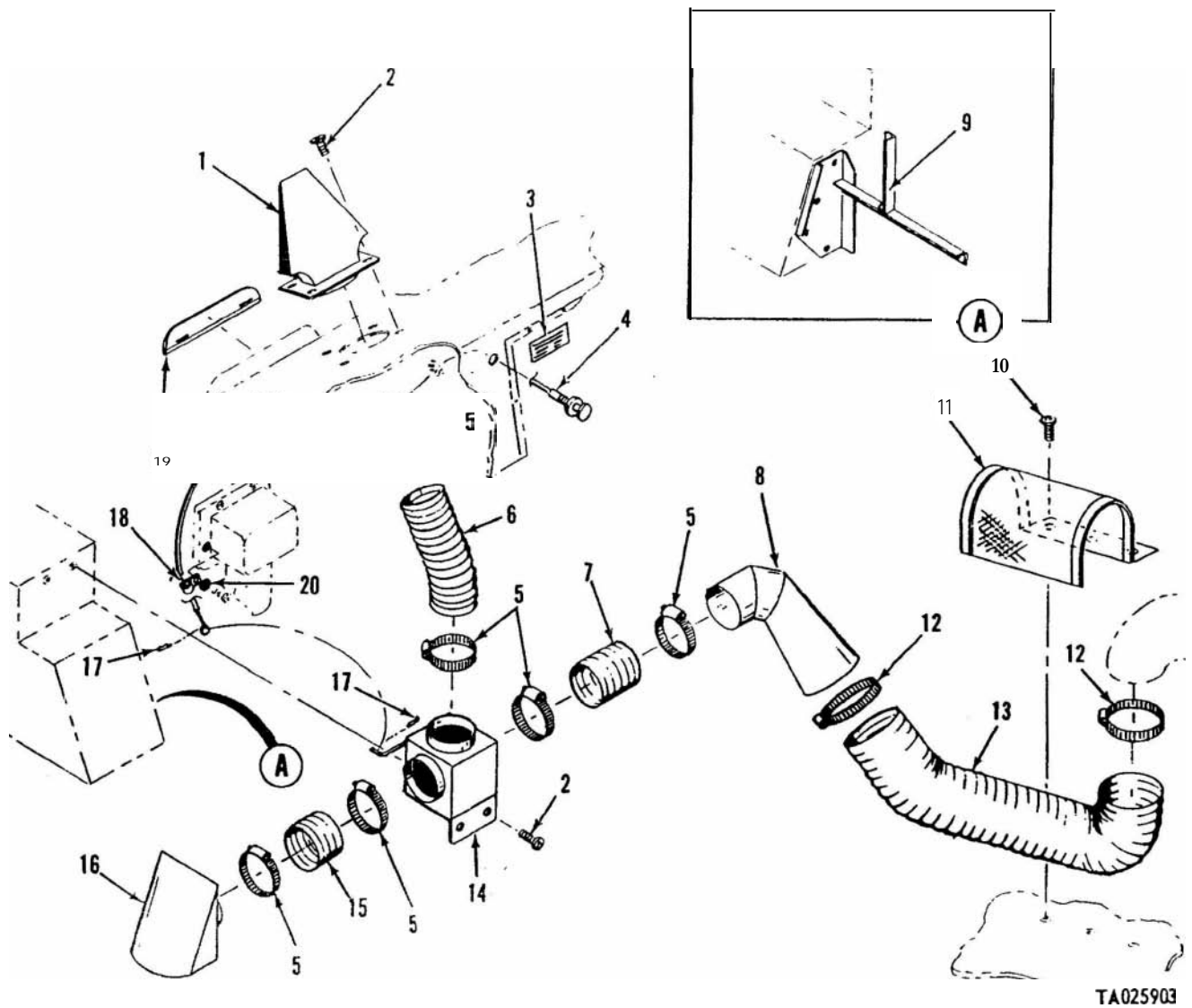


Figure 221. Personnel heater duct,

(1) Illustration		(2)	(3)	(4)	(5)	(6)	(7)	(8)
(a) Fig No.	(b) Item No.	SMR code	National stock No.	Part No.	FSCM	Description Usable On Code	U / M	Qty inc. in unit
222	1	XBFZZ	5305.00-269-3209	1161589	19207	3303—RADIO SUPPORT ASSEMBLY PLATE:	EA	1
222	2	PAFZZ		MS90725-58	96906	SCREW, CAP, HEXAGON HEAD: S, 3/8-16 UNC-2A, 3/4 IN. LG	EA	2
222	3	XBFZZ	5310-00-637-9541 6310-00-732-0558	11661587	19207	ANGLE, VERTICAL:	EA	1
222	4	XBFZZ		11661588	19207	ANGLE, HORIZONTAL:	EA	1
222	5	PAFZZ		MS35338-46	96906	WASHER, LOCK: S, 3/8 IN.	EA	4
222	6	PAFZZ		MS51967-8	96906	NUT, PLAIN, HEXAGON: S, 3/8-16 UNC-2B	EA	2

TM 9-2320-242-34P

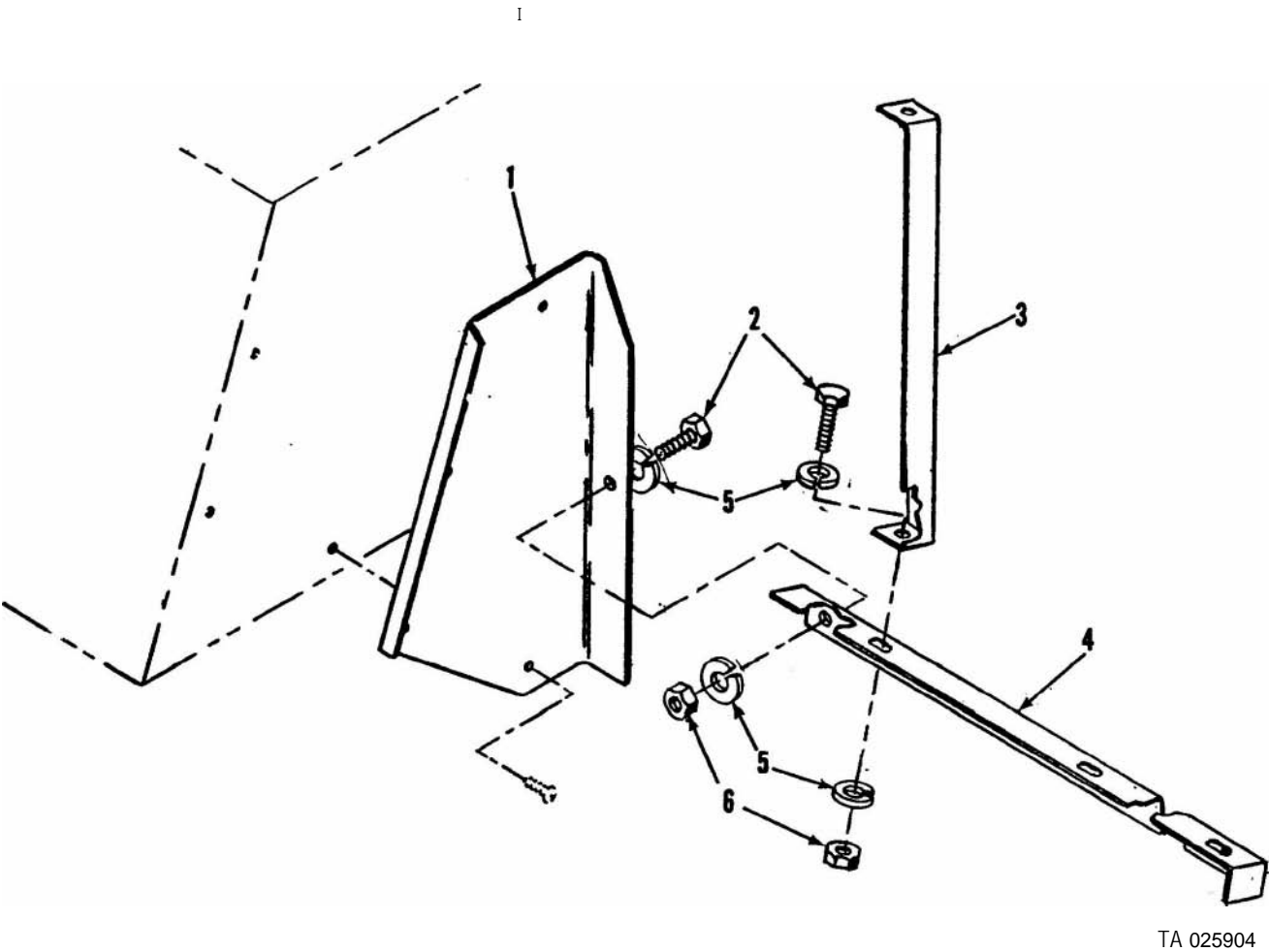
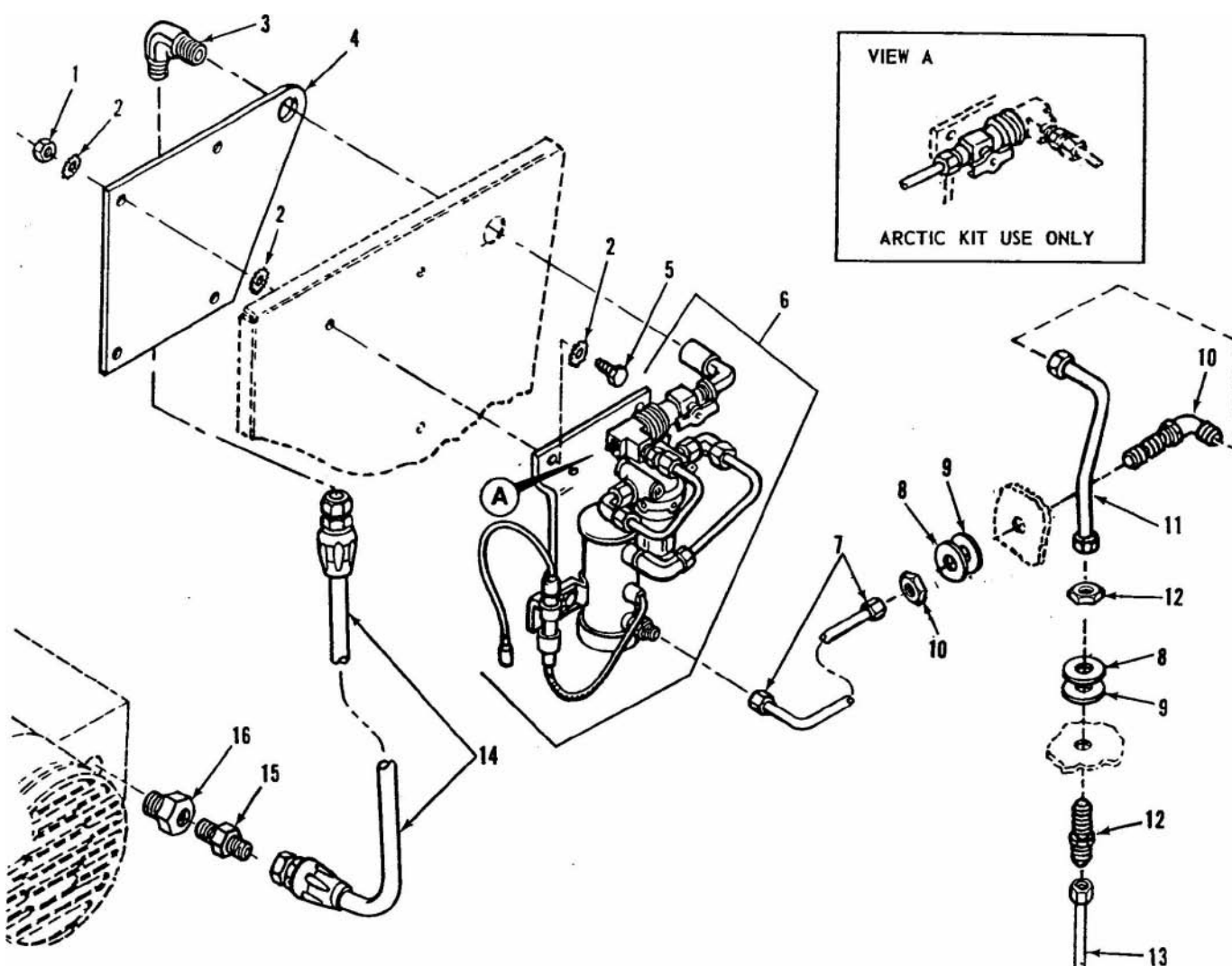


Figure 222. Radio support assembly.

TA 025904

(1) Illustration		(2)	(3)	(4)	(5)	(6)	(7)	(8)
(a) Fig. No.	(b) Item No.	SMR code	National stock No.	Part No.	FSCM	Description Usable On Code	U / M	Qty inc. in unit
						3303—FUEL FILTER AND PUMP LINES AND FITTINGS		
223	1	PAOZZ	5310-00-880-7746	MS51968-5	96906	NUT, PLAIN, HEXAGON: S, 5/16-24 UNF-2B	EA	4
223	2	PAOZZ	5310-00-889-2527	MS45904-72	96906	WASHER, LOCK: S, 5/16 IN.	EA	12
223	3	PAOZZ	4730-00-127-4461	MS51815-6	96906	ELBOW, PIPE TO TUBE: S, 1/4 NPTF, 9/16-18 UNF-2A	EA	1
223	4	XBOZZ		11660179	19207	PLATE: BACKUP, INSTALLATION, FUEL FILTER AND PUMP	EA	1
223	5	PAOZZ	5306-00-225-9087	MS90726-32	96906	SCREW, CAP, HEXAGON HEAD: 5/16-24 UNF-2A, 3/4 IN. LG	EA	4
223	6	XBFZZ		11660180	19207	FILTER AND PUMP ASSEMBLY: FUEL	EA	1
223	7	MOOZZ		11663169	19207	TUBE ASSEMBLY: FABRICATE FROM, 2 BUSHINGS, NSN 3120-00-008-3174, 2 SLEEVES, NSN 4730-00-800-3129, 2 NUTS, NSN 4730-00-025-7508, 1 1/2 IN. TUBE, NSN 4720-00-166-4327 (SEE GROUP 9501)	EA	1
223	8	PAOZZ	5310-00-068-5285	MS27183-20	96906	WASHER, FLAT: S. 0. 594 IN. ID, 1.156 IN. OD, 0.095 IN. THK	EA	2
223	9	PAOZZ	5330-00-119-8168	11653603	19207	GASKET: RUBBER, 1.16 IN. OD, 0.59 IN. ID, 0.06 THK	EA	2
223	10	PAOZZ	4730-00-689-1236	MS51855-9	96906	ELBOW, TUBE: BULKHEAD, 1/4 IN. NPTF, 9/16-18 UNF-2A	EA	1
223	11	MOOZZ		11656204	19207	TUBE ASSEMBLY, METAL: FABRICATE FROM, 2 SLEEVES, NSN 4730-00-800-3129, 2 NUTS, NSN 4730-00-025-7508, 9-1/4 IN. TUBE, NSN 4710-00-200-0308 (SEE GROUP 9501)	EA	1
223	12	PAOZZ	4730-00-689-1231	MS51812-5	96906	NIPPLE, TUBE: BULKHEAD, 1/4 IN. NPTF, 9/16-18 UNF-2A	EA	1
223	13	MOOZZ		11663602	19207	TUBE ASSEMBLY, METAL: FABRICATE FROM, 2-SLEEVES NSN 4730-00-800-3129, 2-NUTS NSN 4730-00-025-7508, 11 IN. TUBE NSN 4710-00-200-0308 (SEE GROUP 9501)	EA	1
223	14	PAOZZ	4720-00-069-9631	11653597	19207	HOSE ASSEMBLY, NONMETALLIC: FUEL LINE HEATER	EA	1
223	15	PAOZZ	4730-00-833-0508	MS51819-7	96906	ADAPTER, STRAIGHT, PIPE TO TUBE: 1/4 IN. NPTF, 9/16-18 UNF-2A	EA	1
223	16	XDOZZ		444013	67733	ADAPTER:	EA	1

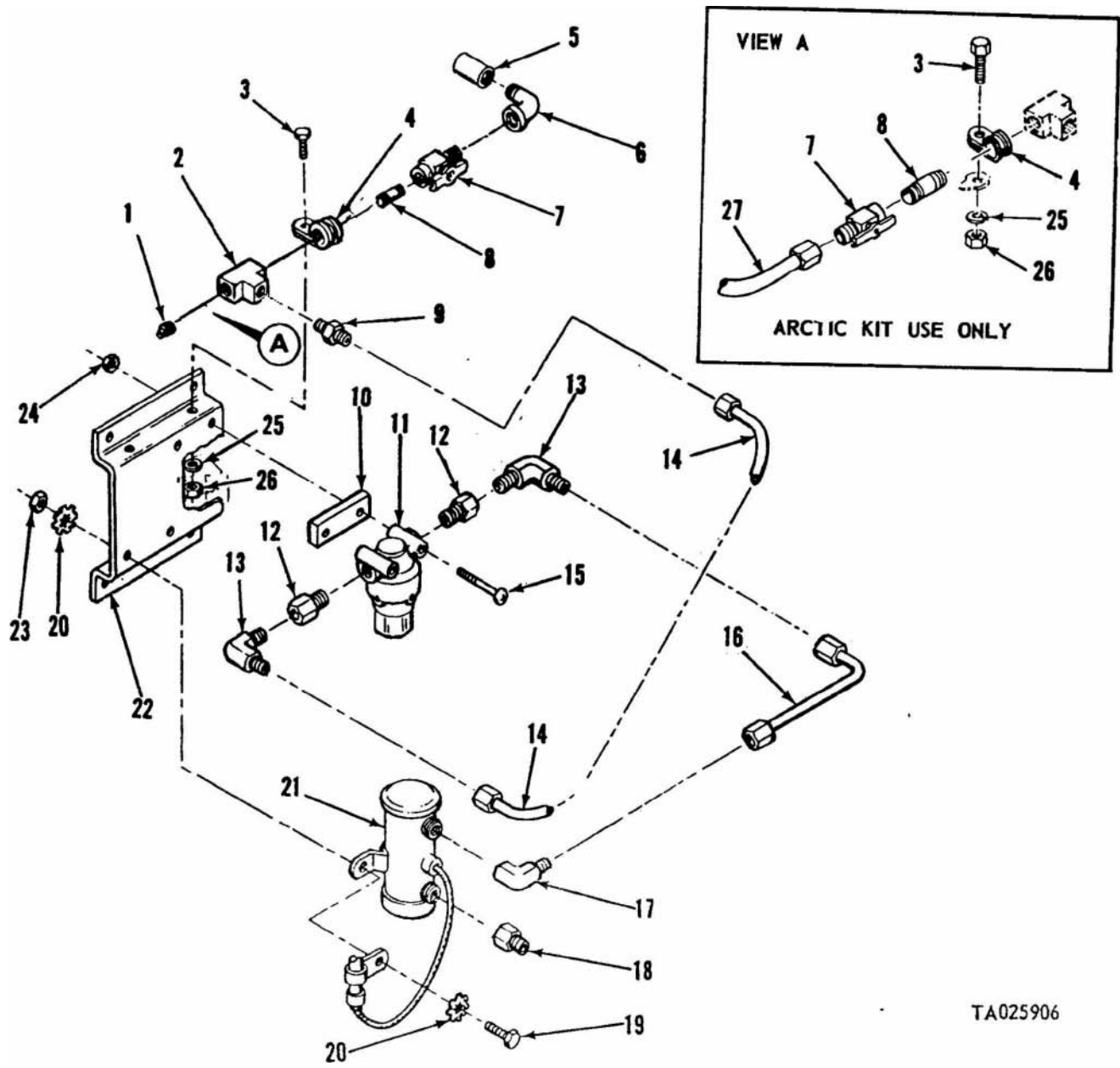


TA025905

Figure 223. Fuel filter and pump lines and fittings.

(1) Illustration		(2)	(3)	(4)	(5)	(6)	(7)	(8)
(a) Fig. No.	(b) Item No.	SMR code	National stock No.	Part No.	FSCM	Description Usable On Code	U / M	Qty. inc. in unit
224	1	PAOZZ	4730-00-188-3513	MS20913-2	96906	3303-FUEL FILTER AND PUMP ASSEMBLY	EA	1
224	2	PAOZZ	4730-00-982.8852	444120	21450	PLUG, PIPE: CU ALLOY, 1/4 NPT	EA	1
224	3	PAOZZ	6305-00-068-0501	MS90725-5	96906	TEE: FUEL FILTER AND PUMP	EA	1
224	4	PAOZZ	5340-00-984.8541	MS21333 106	96906	SCREW, CAP, HEXAGON HEAD: S, 1/4.20 UNC-2A , 5/8 IN. LG	EA	1
224	5	PAOZZ	4730-00-187.7610	MS39233 2	96906	CLAMP, LOOP: S, CUSHIONED, 7/8 IN. DIA	EA	1
224	6	PAOZZ	4730-00-253.4412	MS39230 2	96906	COUPLING, PIPE: 1/4 IN. NPT	EA	1
224	7	PAOZZ	4820-00-069-0763	7324218	19207	ELBOW, PIPE: 1/4 IN. NPT	EA	1
224	8	PAOZZ	4730-00-141.3085	MS51953 29	96906	COCK, SHUT-OFF:	EA	1
224	9	PAOZZ	4730-00-833.0508	MS51819 7	96906	NIPPLE, PIPE: S, 1/4 IN. NPT	EA	1
224	10	PAOZZ	5365.00-187-8996	11653543	19207	ADAPTER, STRAIGHT, PIPE TO TUBE: 1/4 NPTF , 9/16-18 UNF-2A	EA	1
224	11	PAOZZ	1660-00-025.3493	MS51085 1	96906	SPACER, PLATE:	EA	1
224	12	XDOZZ		444013	67733	FILTER, FLUID PRESSURE:	EA	1
224	13	PAOZZ	4730-00-845.0921	MS51815-6P	96906	ADAPTER:	EA	2
224	14	MOOZZ		116535934	19207	ELBOW, PIPE TO TUBE: 1/4 NPTF , 9/16-28 UNF-2A, 1/8 OD TUBE	EA	2
224	15	PAOZZ	5305-00-995-6311	MS35207-271	96906	TUBE ASSEMBLY, METAL: FABRICATE FROM, 2 SLEEVES FSN 4730-800.3129, 2 NUTS NSN 4730-00-025-7508, 4.75 IN. TUBE NSN 4710-00.200-0308 (SEE GROUP 9501)	EA	1
224	16	MOOZZ		11653594	19207	SCREW, MACHINE: S, 10.32 UNF-2A , 2 IN. LG	EA	2
224	17	PAOZZ	4730-00.007-4580	MS51813-5	96906	TUBE ASSEMBLY , METAL: FABRICATE FROM: 2 SLEEVES FSN 4730-800-3129, 2 NUTS NSN 4730-00-025-7508, 5.50 IN. TUBE <i>NSN</i> 4710-00-200-0308 (SEE GROUP 9501)	EA	1
224	18	PAOZZ	4730-00-336-9558	MS51816-5	96906	ELBOW, PIPE TO TUBE: 1/4 NPTF, 9/16-18 UNF-2A, 3/8 OD TUBE	EA	1
224	19	PAOZZ	5305-00-068-0506	MS90726-6	96906	ADAPTER, STRAIGHT, PIPE TO TUBE: 1/4 NPTF, 9/16-18 UNF-2A	EA	1
224	20	PAOZZ	5310-00-889.2528	MS45904-68	96906	SCREW, CAP, HEXAGON HEAD : S, 1/4-28 UNF-2A, 3/4 IN. LG	EA	2
224	21	PAOZZ	2910-00-930-9367	MS51321 2	96906	WASHER, LOCK: S, 1/4 IN.	EA	4
224	22	XBOZZ		11653545	19207	PUMP, FUEL, ELECTRIC:	EA	1
224	23	PAOZZ	5310-00-877-5796	MS21044N4	96906	BRACKET: PANEL	EA	1
224	24	PAOZZ	5310-00-877.5797	MS21044N3	96906	NUT, SELF-LOCKING, HEXAGON: S, 1/4-28 UNF-3B	EA	2
224	25	PAOZZ	5310-00-582.5965	MS35338 44	96906	NUT, SELF-LOCKING, HEXAGON: S, 10.32 UNF-3B	EA	2
224	26	PAOZZ	5310-00-761.6882	MS51967-2	96906	WASHER, LOCK: S, 1/4 IN.	EA	1
						NUT, PLAIN, HEXAGON: S, 1/4-20 UNC-2B	EA	2

TM 9-2320-242-34P



TA025906

Figure 224. Fuel filter and pump assembly.

(1) Illustration		(2)	(3)	(4)	(5)	(6)	(7)	(8)
(a) Fig No.	(b) Item No.	SMR code	National stock No.	Part No.	FSCM	Description Usable On Code	U / M	Qty. inc. in unit
225	1	PAOZZ	5306-00-225-9098	MS90726-43	96906	3303—PERSONNEL HEATER INSTALLATION SCREW, CAP, HEXAGON HEAD: 5/16-24 UNF-2A , 3/4 IN. LG	EA	2
225	2	PAOZZ	5310-00.407-9566	MS35338-45	96906	WASHER, LOCK: S, 5/16 IN.	EA	8
225	3	PAOZZ	5310-00.880-7746	MS51968-5	96906	NUT, PLAIN, HEXAGON: 5/16.24 UNF-2B	EA	8
226	4	PAOZZ	5306-00-225-9100	MS90726-45	96906	SCREW, CAP, HEXAGON HEAD: 5/16-24 UNF-2A , 1/4 IN LG	EA	2
225	5	XBOZZ		1/663644	19207	PLATE, MOUNTING: UNDER SEAT HEATER	EA	1
225	6	PAOZZ	5365.00-191-3959	11653666-1	19207	SPACER, SLEEVE: MOUNTING PLATE	EA	2
225	7	PAOZZ	5306-00-225-9087	MS90726-32	96906	SCREW, CAP, HEXAGON HEAD: 5/16.24 UNF-2A , 3/4 IN. LG	EA	4
225	8	PAOZZ	4720.00-278-8017	WWH1053	70510	HOSE, METALLIC: 78 IN. LG	EA	1
225	9	PAOZZ	5310-00-768-0319	MS51968-2	96 ⁹⁰⁶	NUT, PLAIN, HEXAGON: 1/4.28 UNF-2B	EA	4
225	10	PAOZZ	5310.00-582-5965	MS35338-44	96906	WASHER, LOCK: S, 1/4 IN.	EA	4
225	11	XBOZZ		11653663	19207	EXHAUST ASSEMBLY: HEATER	EA	1
225	12	PAOZZ	5305-00-068.0506	MS90726-6	96906	SCREW, CAP, HEXAGON HEAD: 1/4 .28 UNF-2A , 3/4 IN. LG	EA	4
225	13	PAOZZ	5315-00.243-1171	MS24665-518	96906	PIN, COTTER: 3/16 IN. DIA 2-1/2 IN. LG	EA	2
225	14	PAOZZ	4730-00-908-6294	MS36842-16	96906	CLAMP, HOSE: 4 1/8 IN. TO 7 IN.	EA	2
225	15	PAOZZ	2540-00.113-4180	MILH46792-2-1	81349	HEATER, VEHICULAR, COMPARTMENT: (SEE FIGURE 199 FOR REPAIR PARTS)	EA	1
225	16	PAOZZ	5330.00-770-0242	7700242	19207	PACKING, PREFORMED:	EA	1
225	17	XBOZZ		11660181	19207	ADAPTER ASSEMBLY: HEATER DUCT	EA	1
225	18	PAOZZ	5365-00.163-9710	11653666-3	19207	SPACER, SLEEVE: MOUNTING PLATE, SEAT	EA	2
225	19	PAOZZ	5305-00-855-0961	MS24629-35	96906	SCREW, TAPPING, THREAD CUTTING: S, #8-32, 3/8 IN. LG	EA	4
225	20	XBOZZ		11592313	19207	BRACKET: MOUNTING PLATE	EA	2

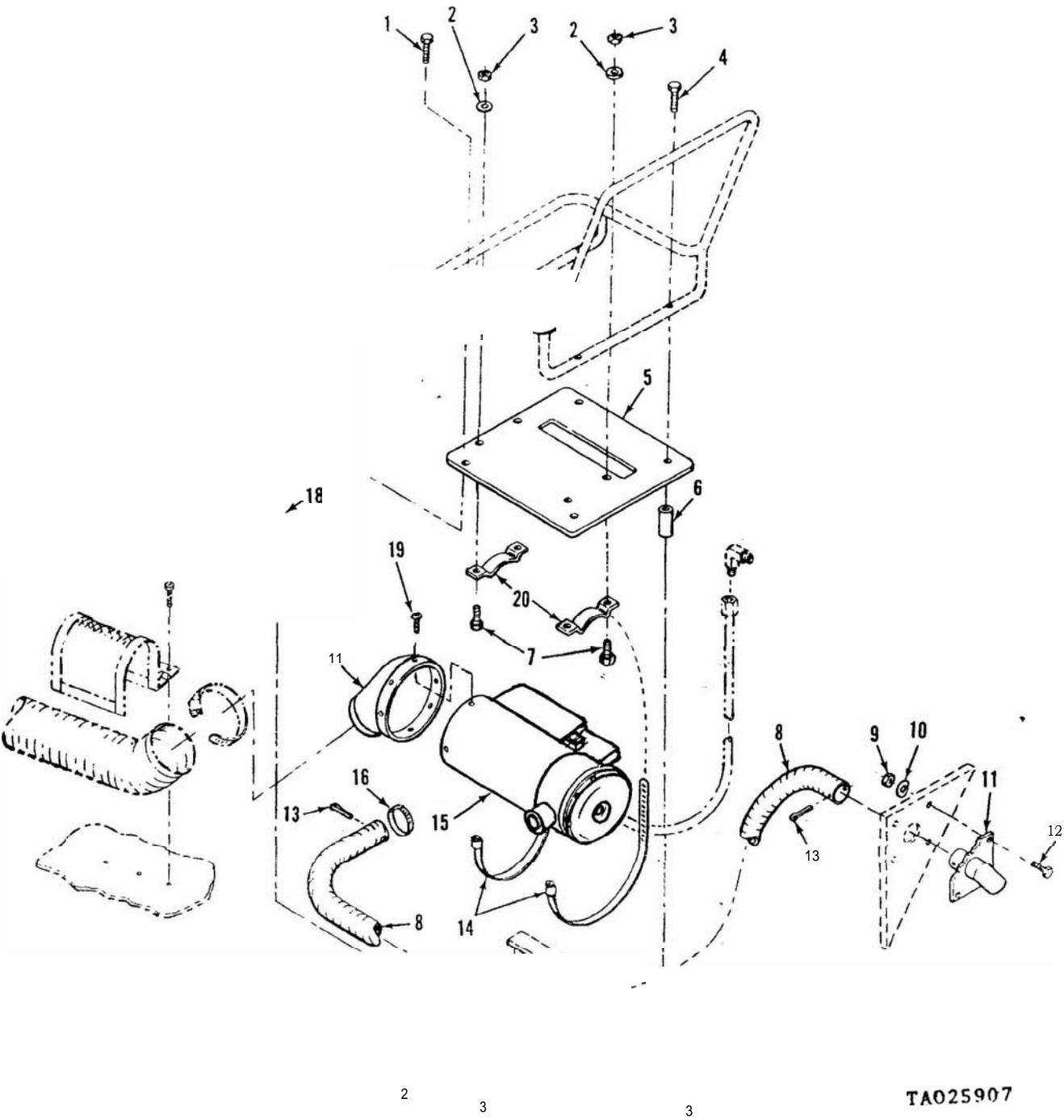


Figure 225. Personnel heater tractor.

(1) Illustration		(2)	(3)	(4)	(5)	(6)	(7)	(8)
(a) Fig. No.	(b) Item No.	SMR code	National stock No.	Part No.	FSCM	Description Usable On Code	U / M	Qty inc in unit
226	1	PAOZZ	5310.00-889-2528	MS45904 68	96906	3303-CONTROL BOX AND HARNESS ASSEMBLY	EA	7
226	2	PAOZZ	5305.00-856-0957	MS24629-46	96906	WASHER, LOCK: S, 1/4 IN.	EA	2
226	3	PAOZZ	5310-00-045.3296	MS35338 43	96906	SCREW, TAPPING, THREAD CUTTING: #10-24, 1/2 IN. LG	EA	2
226	4	PAOZZ	5340.00-091-3790	MS21333 72	96906	WASHER, LOCK: S, #10	EA	2
226	5	PAOZZ	5310-00.768-0319	MS51968 2	96906	CLAMP, LOOP: S, CUSHIONED, 0.562 IN. DIA	EA	2
226	6	PAOZZ	5310-00.761-6882	MS51967-2	96906	NUT, PLAIN, HEXAGON: 1/4-28 UNF-2B	EA	2
226	7	XBOZZ		11653625	19207	NUT, PLAIN, HEXAGON: 1/4-20 UNC-2B	EA	2
226	8	PAOZZ	5305-00.068-0506	MS90726-6	96906	BRACKET CONTROL BOX, DASHBOARD	EA	1
226	9	PAOZZ	5305-00-068-0506	11653624	19207	SCREW, CAP, HEXAGON HEAD: 1/4-28 UNF-2A, 3/4 IN. LG	EA	2
226	10	PAOZZ	5935-00-900.6281	MS27147-1	96906	LEAD, ELECTRICAL:	EA	2
						ADAPTER, CONNECTOR: RUBBER SHELL 3 WAY, #12, 14 & 16 A W G WATERPROOF	EA	1
226	11	PAOFF	2540-00-953-0110	10885798	19207	BOX ASSEMBLY, CONTROL: HEATER	EA	1
226	12	PAOZZ	2590-00-484.3315	11653623	19207	WIRING HARNESS, BRANCHED:	EA	1
226	13	PAOZZ	5975-00-074-2072	MS3367 1-9	96906	STRAP, TIEDOWN, ADJUSTABLE, SELF-CLINCHING:	EA	12

TM 9-2320-242-34P

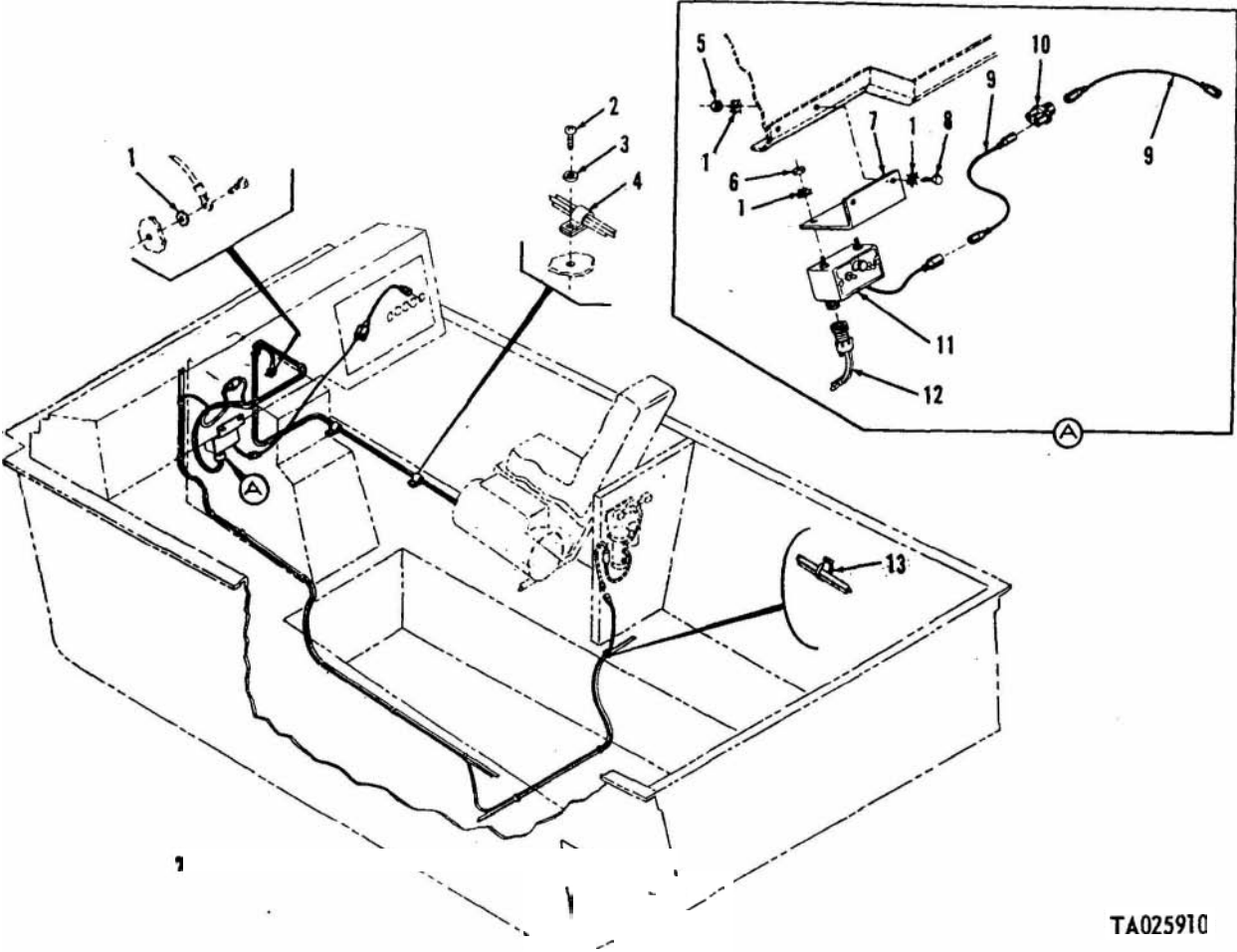
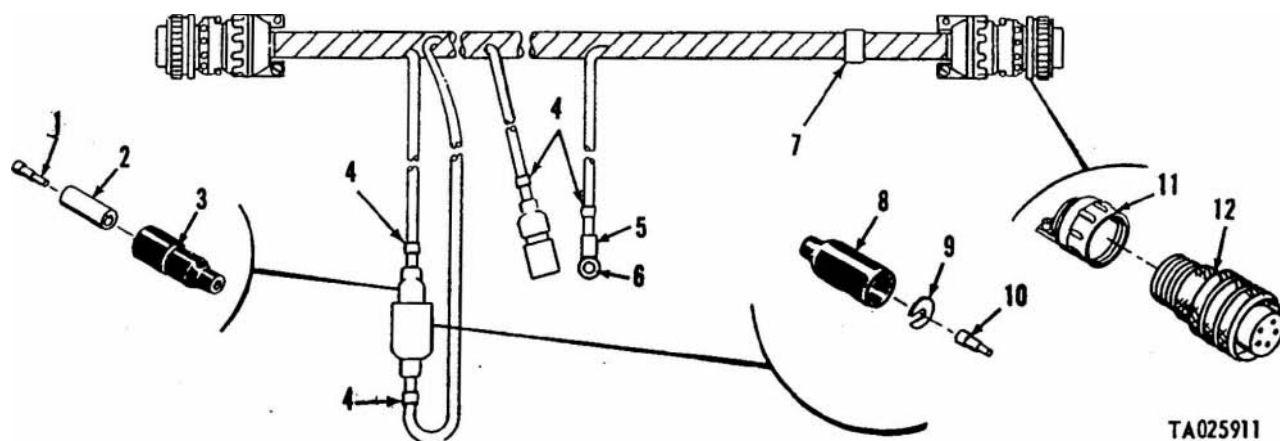


Figure 226. Control box and harness assembly.

TA025910

(1) Illustration		(2)	(3)	(4)	(5)	(6)	(7)	(8)
(a) Fig. No.	(b) Item No.	SMR code	National stock No.	Part No.	FSCM	Description Usable On Code	U/M	Qty. inc. in unit
227	1	PAOZZ	6940-00-399-6676	8338564	19207	3303—PERSONNEL HEATER HARNESS ASSEMBLY	EA	2
227	2	PAOZZ	5970-00-833-8562	8338562	19207	TERMINAL ASSEMBLY:	EA	2
227	3	PAOZZ	5935-00-833-8561	8338661	19207	INSULATOR, BUSHING:	EA	2
227	4	PAOZZ	9905-00-752-4649	MS39020-1	96906	SHELL, ELECTRICAL, CONNECTOR:	EA	4
227	6	PAOZZ	5970-00-433-9294	7056633	19207	MARKER, ELECTRIC WIRE:	EA	2
227	6	PAOZZ	5940-00-557-2344	MS35436-12	96906	INSULATOR, BUSHING:	EA	1
						TERMINAL, LUG: CU, 10-22 A W G WIRE SIZE, 1/4 IN. STUD		
227	7	PAOZZ	9905-00-893-3570	MS39020-3	96906	MARKER, ELECTRIC WIRE:	EA	1
227	8	PAOZZ	5935-00-672-9180	8338566	19207	SHELL, ELECTRICAL, CONNECTOR:	EA	1
227	9	PAOZZ	5310-00-833-8567	8338667	19207	WASHER, SLOTTED:	EA	1
227	10	PAOZZ	5999-00-057-2929	MS2714E-2	96906	CONTACT, ELECTRICAL: BRASS, AG PLTD, 14 WIRE GAGE, 7/32 IN. DIA, 6/8 IN. LG	EA	1
227	11	PAOZZ	5935-00-280-1936	MS3057-10B	96906	CLAMP, CABLE, ELECTRICAL CONNECTOR: AL ALLOY, 1-5/16 IN. DIA, 1.20 UNEF-2B	EA	2
227	12	PAOZZ	5935-00-581-2926	MS3106A18-11SC	96906	CONNECTOR, PLUG, ELECTRICAL:	EA	2



TA025911

Figure 227. Personnel heater harness assembly.

(1) Illustration		(2)	(3)	(4)	(5)	(6)	(7)	(8)
(a) Fig. No.	(b) Item No.	SMR code	National stock No.	Part No.	FSCM	Description Usable On Code	U M	Qty inc. in unit
3303—DOOR INSTALLATION								
228		PAFZZ	2590-00-176-9224	11653668	19207	KIT DOOR, WINTERIZATION:	EA	1
228	1	PAOZZ	5310-00.880-7746	MS51968-5	96906	NUT, PLAIN, HEXAGON: S, 5/16-24 UNF-2B	EA	10
228	2	PAOZZ	5310-00-582-5965	MS35338-44	96906	WASHER, LOCK: S, 5/16 IN.	EA	10
228	3	XBOZZ		11661682	19207	SPACER: CANOPY FRAME	EA	2
228	4	PAOZZ	5305-00-225-9091	MS90726-36	96906	SCREW, CAP, HEXAGON HEAD: S, 5/16-24 UNF-2A, 1 1/4 IN. LG	EA	10
228	5	XBOZZ		11661611	19207	PIN, RETAINING: FIXED DOOR, RIGHT AND LEFT	EA	2
228	6	PAOZZ	5310-00-768-0319	MS51968-2	96906	NUT, PLAIN, HEXAGON: S, 1/4-28 UNF-2B	EA	4
228	7	PAOZZ	5310-00.582-5965	MS35338-44	96906	WASHER, LOCK: S, 1/4 IN.	EA	4
228	8	PAOZZ	5310-00-809-4058	MS27183-10	96906	WASHER, FLAT: S, 0.281 IN. ID, 0.625 IN. OD, 0.065 IN. THK	EA	2
228	9	PAOZZ	5340-00-174.8702	11661606	19207	STRAP, RETAINING: FIXED DOOR RIGHT AND LEFT	EA	2
228	10	PAOZZ	5305-00-068-0506	MS90726-6	96906	SCREW, CAP, HEXAGON HEAD: S, 1/4-28 UNF-2A 3/4 IN. LG	EA	2
228	11	PAOZZ	5305-00-267.8982	MS90726-15	96906	SCREW, CAP, HEXAGON HEAD: S, 1/4-28 UNF-2A 2-1/4 IN. LG	EA	2
228	12	XBOFZ		11661586.1	19207	DOOR ASSEMBLY: FIXED, TRACTOR, RIGHT	EA	1
228	12	XBOFZ		11661586.2	19207	DOOR ASSEMBLY: FIXED, TRACTOR, LEFT	EA	1
228	13	XBOFZ		1661668-1	19207	DOOR ASSEMBLY: MIDDLE AND REAR, TRACTOR, RIGHT	EA	1
228	13	XBOFZ		11661668-2	19207	DOOR ASSEMBLY: MIDDLE AND REAR, TRACTOR, LEFT	EA	1
228	14	PAOZZ	5315-00-842.3044	MS24665-283	96906	PIN, COTTER: S, 3/32 IN. DIA, 3/4 IN. LG	EA	4
228	15	PAOZZ	5306-00-083-5203	MS9489-26	96906	BOLT, MACHINE: HEXAGON HEAD, FULL SHANK, 10-32 UNJF-3A, 1.750 IN. LG	EA	8
228	16	PAOZZ	5306-00.142-3537	MS9489-14	96906	BOLT, MACHINE: HEXAGON HEAD, FULL SHANK, 10-32 UNJF-3A, 1 IN. LG	EA	8
228	17	XBOZZ		1661598-1	19207	HINGE ASSEMBLY: DOOR, TRACTOR, RIGHT	EA	1
228	17	XBOZZ		1661598-2	19207	HINGE ASSEMBLY: DOOR, TRACTOR, LEFT	EA	1
228	18	PAOZZ	5310-00-045-3296	MS35338-43	96906	WASHER, LOCK: #10	EA	16
228	19	PAOZZ	5310.00-934-9761	MS35650-302	96906	NUT, PLAIN, HEXAGON: #10-32 UNF-2B	EA	16
228	20	PAOZZ	5310-00-080.6004	MS27183-14	96906	WASHER, FLAT: S, 0,046 IN. ID, 0.812 IN. OD, 0.065 IN. THK	EA	4
228	21	PAOZZ	5315-00-969.5500	MS20392-5C71	96906	PIN, STRAIGHT, HEADED: S, 1/8 IN. DIA, 2.469 IN. LG	EA	4
228	22	PAOZZ	5310-00-809-3078	MS27183-11	96906	WASHER, FLAT: S, 0.281 IN. ID, 0.626 IN. OD, 0.065 IN. THK	EA	4
228	23	XBOZZ		11661669.1	19207	STOP ASSEMBLY: TRACTOR DOOR, RIGHT.	EA	1
228	23	XBOZZ		11661669.2	19207	STOP ASSEMBLY: TRACTOR DOOR, LEFT	EA	1
228	24	XBOZZ		11660174	19207	WASHER, FLAT: 0.376 IN. ID, 1.375 OD, 0.104 IN. THK	EA	8

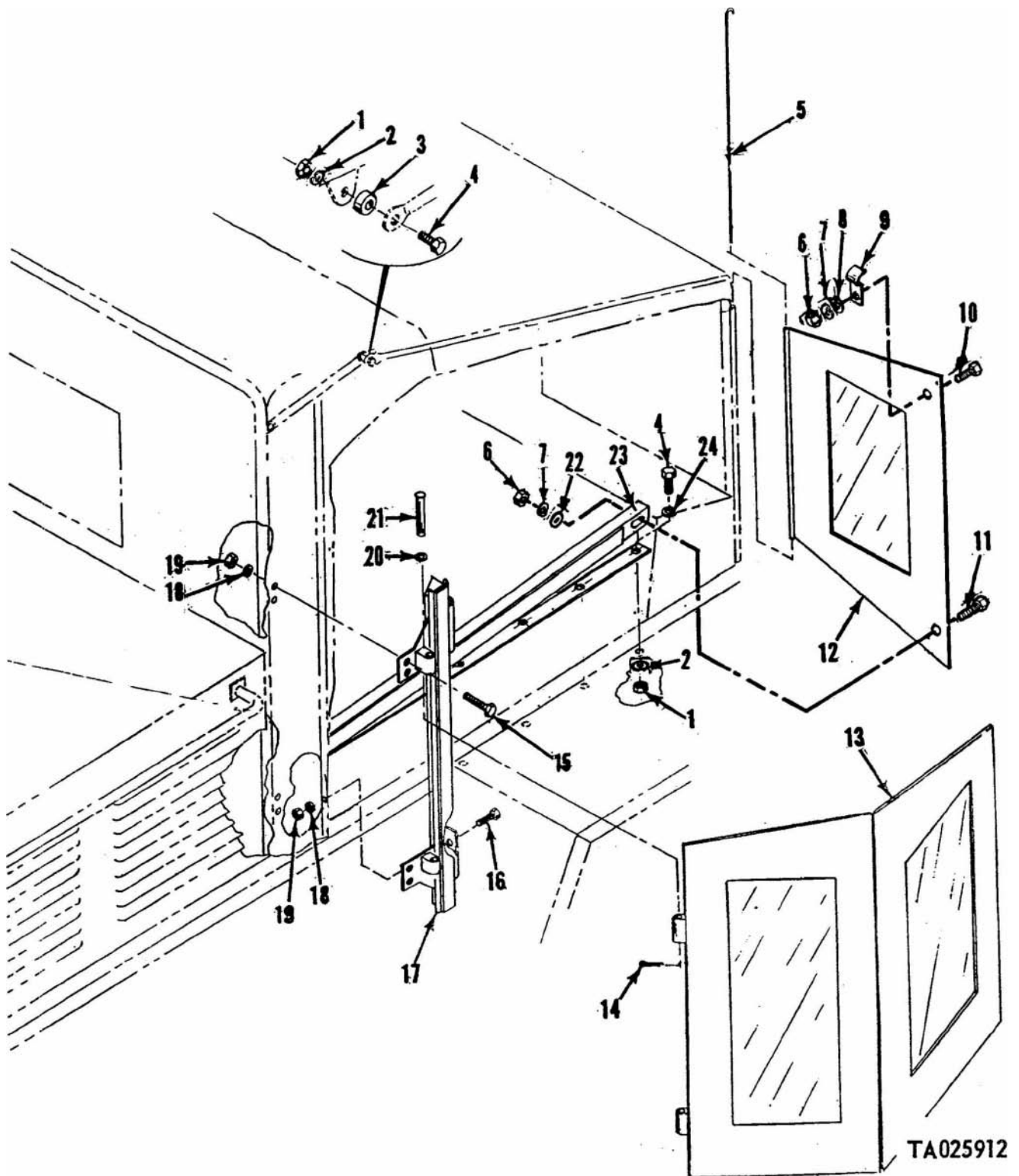
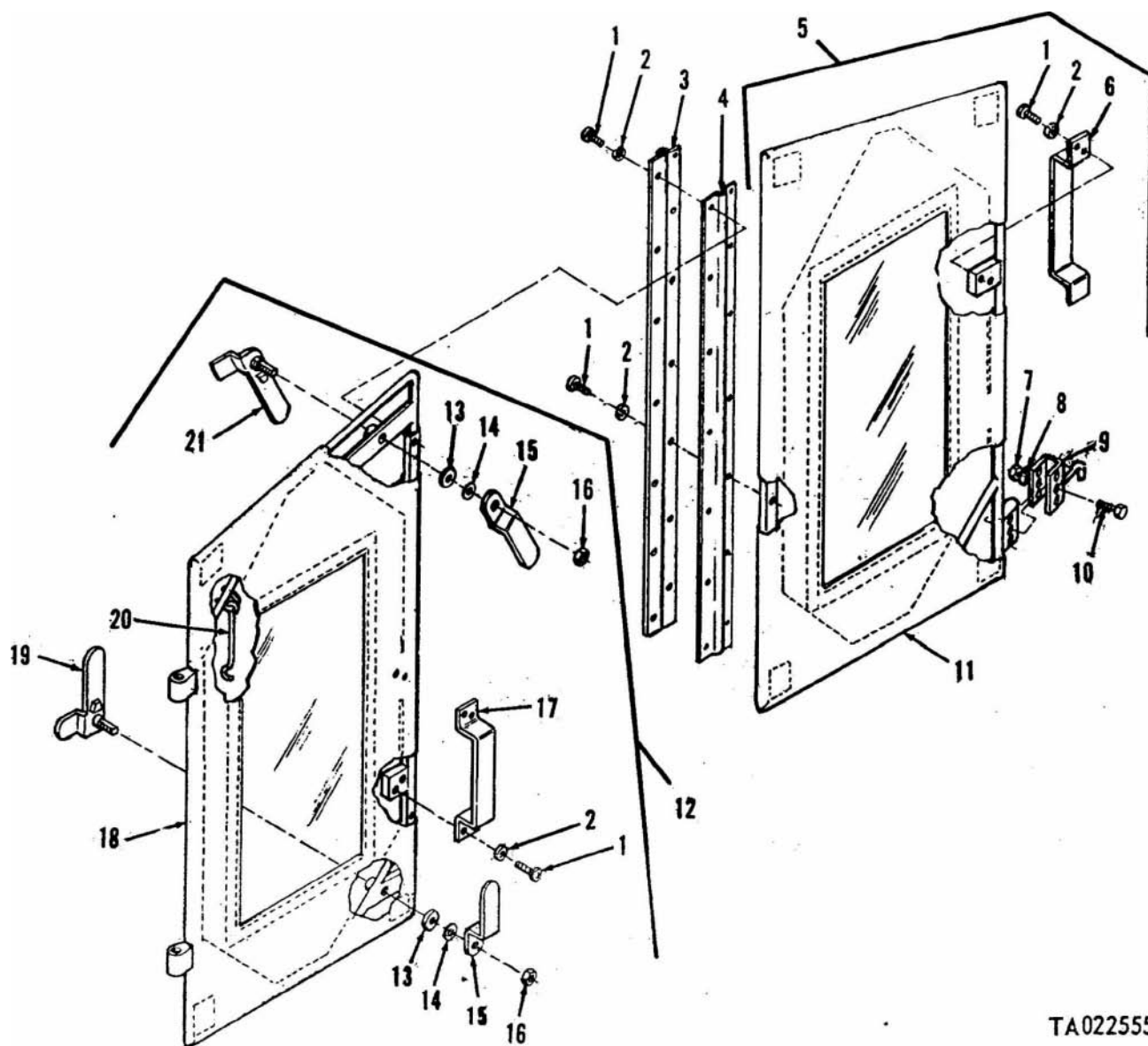


Figure 228. Door installation.

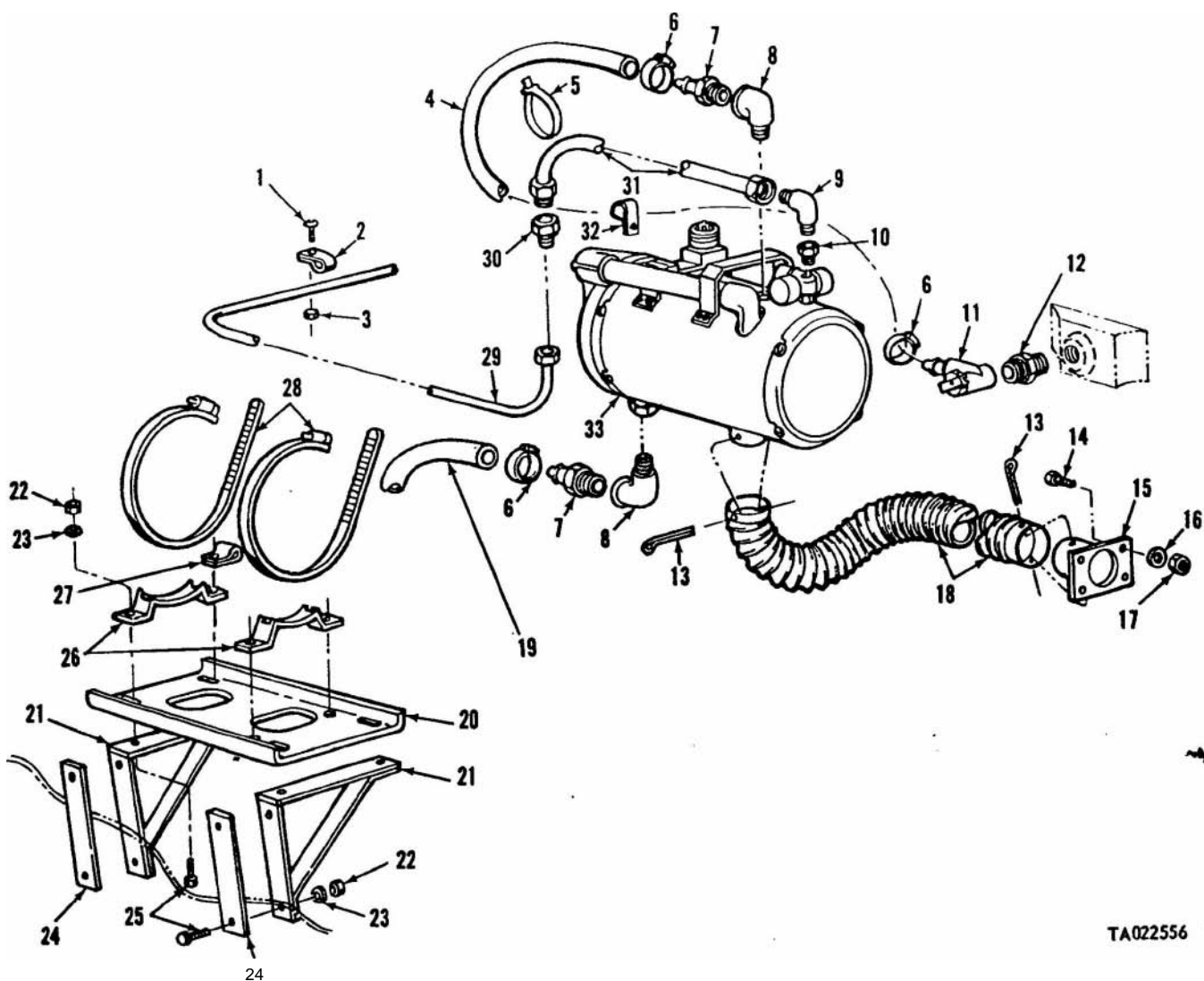
(1) Illustration		(2)	(3)	(4)	(5)	(6)	(7)	(8)
(a) Fig. No.	(b) Item No.	SMR code	National stock No.	Part No.	FSCM	Description Usable On Code	U M	Qty. inc in unit
229	1	PAFZZ	5305-00.054-6669	MS51957-44	96906	3303—DOOR ASSEMBLY, MIDDLE AND REAR	EA	44
229	2	PAFZZ	5310-00-933-811'	MS35338-137	96906	SCREW, MACHINE: 8-32 UNC-2A, 7/16 IN. LG	EA	44
229	3	XBFZZ		11661697.1	19207	WASHER, LOCK: S, #8	EA	1
229	3	XBFZZ		11661597.2	19207	HINGE: FOLDING DOOR, RIGHT	EA	1
229	4	XDFZZ		11661610	19207	HINGE: FOLDING DOOR, LEFT	EA	2
						SEAL, CONTINUOUS HINGE: MIDDLE AND REAR DOOR, RIGHT AND LEFT		
229	5	XBFZZ		11661601.1	19207	DOOR ASSEMBLY: MIDDLE, RIGHT	EA	1
229	5	XBFZZ		11661601.2	19207	DOOR ASSEMBLY: MIDDLE, LEFT	EA	1
229	6	XBFZZ		1661608	19207	HANDLE, DOOR: INSIDE	EA	2
229	7	PAOZZ	5310.00-903-8282	MS21083N4	96906	NUT, SELF-LOCKING, HEXAGON: S, 1/4-28 UNJF-3B	EA	2
229	8	PAOZZ	5310.00-582-5965	MS35338-44	96906	WASHER, LOCK: 1/4 IN.	EA	2
229	9	XBOZZ		11661616	19207	CATCH: DOOR GUIDE, MIDDLE, RIGHT AND LEFT	EA	2
229	10	PAOZZ	5305.00-267-8974	MS90726-8	96906	SCREW, CAP, HEXAGON HEAD: S, 1/4-28 UNF-2A, 1 IN. LG	EA	2
229	11	XAFZZ		11661585.1	19207	DOOR: MIDDLE, RIGHT	EA	1
229	11	XAFZZ		11661585.2	19207	DOOR:MIDDLE, LEFT	EA	1
229	12	XBFZZ		11661693.1	19207	DOOR ASSEMBLY: REAR, RIGHT	EA	1
229	12	XBFZZ		11661593.2	19207	DOOR ASSEMBLY: REAR, LEFT	EA	1
229	13	PAOZZ	5310.00-081-421'	MS27183.12	96906	WASHER, FLAT: S, 0.344 IN. ID, 0.688 IN. OD, 0.065 IN. THK	EA	4
229	14	PAOZZ	5310-00-550-145'	8329984	19207	WASHER , SPRING TENSION:	EA	4
229	15	XAOZZ		11660178	19207	CLAMP: LATCH, OUTSIDE, MIDDLE AND REARDOOR, RIGHT AND LEFT	EA	4
229	16	PAOZZ	6310-00-984-3807	MS51922-13	96906	NUT, SELF-LOCKING, HEXAGON: S, 5/16.24 UNF-2B	EA	4
229	17	XBFZZ		11661608	19207	HANDLE, DOOR: OUTSIDE	EA	2
229	18	XAFZZ		11661584-1	19207	DOOR: REAR, RIGHT	EA	1
229	18	XAFZZ		11661584.2	19207	DOOR: REAR, LEFT	EA	1
229	19	XBOZZ		11661605.4	19207	CLAMP: REAR DOOR, INSIDE, LOWER RIGHT	EA	1
229	19	XBOZZ		11661606-2	19207	CLAMP: REAR DOOR, INSIDE, LOWER LEFT	EA	1
229	20	XBOZZ		11661631	19207	HOOK: DOOR HOLDER	EA	2
229	21	XBOZZ		11661605-1	19207	CLAMP: REAR DOOR, INSIDE, UPPER RIGHT	EA	1
229	21	XBOZZ		11661606-3	19207	CLAMP: REAR DOOR, INSIDE, UPPER LEFT	EA	1



TA022555

Figure 229. Door assembly, middle and rear.

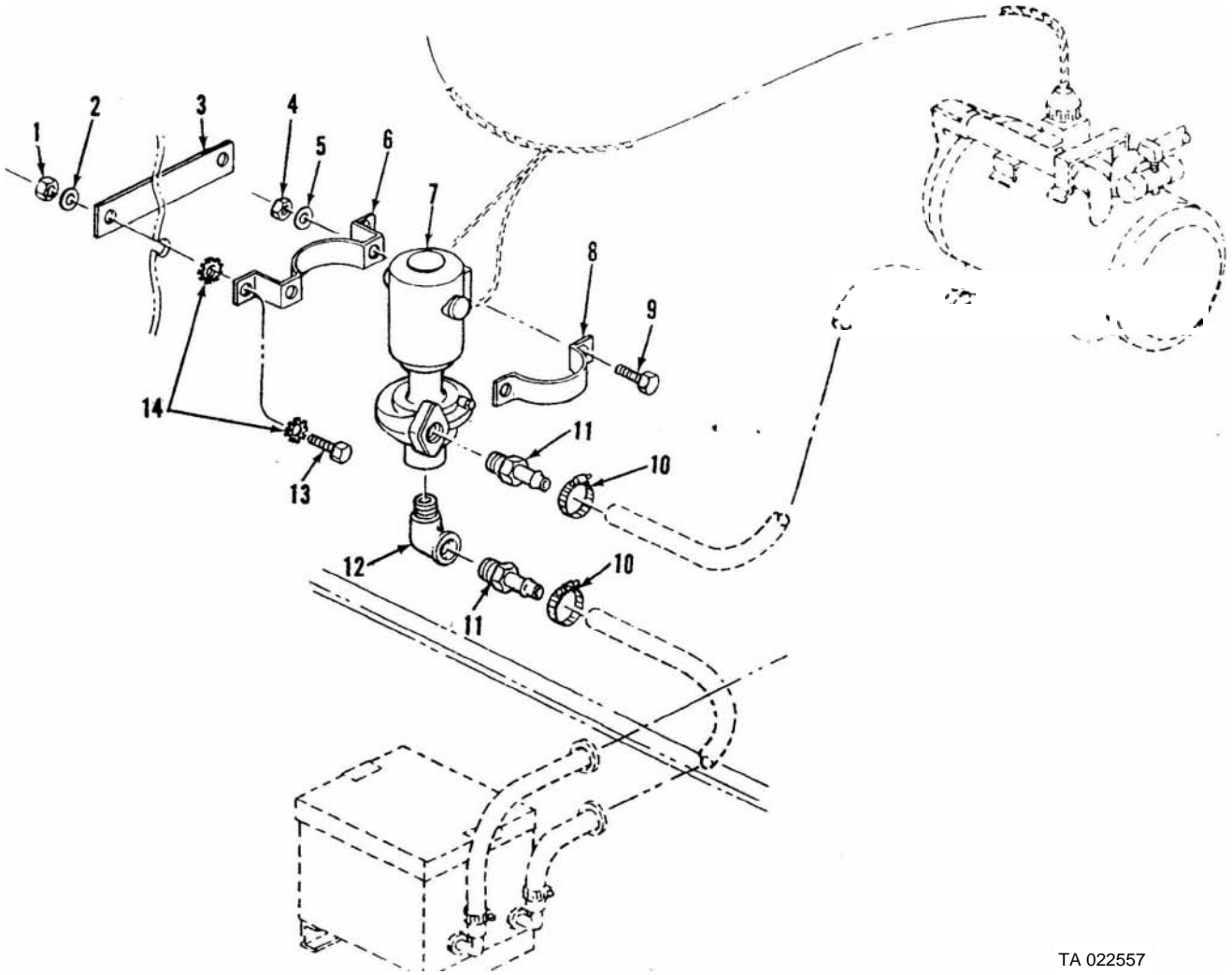
(1) illustration		(2)	(3)	(4)	(5)	(6)	(7)	(8)
(a) Fig. No.	(b) Item No.	SMR code	National stock No.	Part No.	FSCM	Description Usable On Code	U / M	Qty. inc. in unit
230		PAFZZ	2540-00-176.9225	11653669	19207	3303-ARCTIC KIT KIT, ARCTIC, VEHICLE: COMPOSED OF	EA	1
230	1	PAOZZ	5305-00-993-1848	MS35207-265	96906	3303-COOLANT HEATER INSTALLATION SCREW, MACHINE: S, 10-32 UNF-2A, 3/4 IN. LG	EA	2
230	2	PAOZZ	5340-00-057-2904	MS21333-71	96906	CLAMP, LOOP: S, CUSHIONED, 1/2 IN. DIA	EA	2
230	3	PAOZZ	6310-00.877-6797	MS21044N3	96906	NUT, SELF-LOCKING, HEXAGON: S, 10-32 UNF-3B	EA	2
230	4	MOOZZ		11653479-5	19207	HOSE: LOW-PRESSURE, 0.62 IN. ID, FABRICATE FROM: 36.6 IN. HOSE, RUBBER NSN 4720-00-491-0102 (SEE GROUP 9501)	EA	1
230	5	PAOZZ	5975.00-451-5001	MS3367-3-9	96906	STRAP, TIEDOWN, ADJUSTABLE, SELF-CLINCHING:	EA	1
230	6	PAOZZ	4730.00-908-3194	MS35842-11	96906	CLAMP, HOSE: CLAMP RANGE, 11/16 IN. TO 1-1/4 IN.	EA	3
230	7	XBOZZ		8712438	19207	HOSE END:	EA	2
230	8	PAOZZ	4730.00-263-4414	MS39230-4	96906	ELBOW, PIPE-STREET: 90°, 1/2 IN. NPT	EA	2
230	9	PAOZZ	4730-00-127-4461	MS51816-6	96906	ELBOW, PIPE TO TUBE: S, 1/4 NPTF, 9/16 18 UNF-2A	EA	1
230	10	XDOZZ		444013	21460	ADAPTER:	EA	1
230	11	PAOZZ	4820.00-026-8473	7624043	19207	COCK, SHUT-OFF:	EA	1
230	12	PAOZZ	4730-00-289-0147	120322	21460	BUSHING:	EA	1
230	13	PAOZZ	5315.00-236-8365	MS24665-380	96906	PIN, COTTER: 1/8 IN. OD, 3 IN. LG	EA	2
230	14	PAOZZ	5305-00-068-0502	MS90725-6	96906	SCREW, CAP, HEXAGON HEAD: 1/4-20 UNC-2A , 3/4 IN. LG	EA	4
230	15	XBOZZ		11663646	19207	PLATE: HEATER EXHAUST	EA	4
230	16	PAOZZ	5310.00-582-5965	MS35338-44	96906	WASHER, LOCK: S, 1/4 IN.	EA	4
230	17	PAOZZ	5310-00-761.6882	MS51967-2	96906	NUT, PLAIN, HEXAGON: 1/4-20 UNC-2B	EA	4
230	18	XBOZZ		11663647	19207	TUBE, FLEXIBLE: CORROSION RESISTANT, 31 IN. LG	EA	1
230	19	MOOZZ		11653479.4	19207	HOSE: LOW PRESSURE, 0.62 IN. ID, FABRICATE FROM, 20.5 IN., HOSE RUBBER, NSN 4720-00.491-0102 (SEE GROUP 9501)	EA	1
230	20	XBOZZ		11659933	19207	SHELF: COOLANT HEATER	EA	1
230	21	XBOZZ		11663483	19207	SUPPORT: COOLANT HEATER	EA	2
230	22	PAOZZ	5310-00-880-7744	MS51967-5	96906	NUT, PLAIN, HEXAGON: S, 6/16-18 UNC-2B	EA	10
230	23	PAOZZ	5310 00-407-9566	MS35338-45	96906	WASHER, LOCK: S, 5/16 IN.	EA	10
230	24	XBOZZ		11663480	19207	PLATE: MOUNTING	EA	2
230	26	PAOZZ	5306.00-225-8499	MS90725-34	96906	SCREW, CAP, HEXAGON HEAD: 5/16.18 UNC-2A, 1 IN. LG	EA	10
230	26	XBOZZ		i1592313	19207	BRACKET: MOUNTING PLATE	EA	2
230	27	PAOZZ	5340-00-597.5322	MS21333-47	96906	CLAMP, LOOP, STEEL-PLAIN: 0.376 IN. DIA	EA	1
230	28	PAOZZ	4730.00-908-6294	MS35842-16	96906	CLAMP, HOSE: CLAMP RANGE, 4 1/16 to 7 IN.	EA	2
230	29	MOOZZ		11653596	19207	TUBE, COPPER, SEAMLESS: FABRICATE FROM, TUBE COPPER, 75 IN. LG, NSN 4710-00-278-2184 (SEE GROUP 9601)	EA	1
230	30	PAOZZ	4730-00-336-9558	MS51816-5	96906	ADAPTER, STRAIGHT, PIPE TO TUBE: 1/4 NPTF, 9/16 18 UNF-2A	EA	1
230	31	PAOZZ	4720.01-017-2164	11669027	19207	HOSE ASSEMBLY:	EA	1
230	32	PAOZZ	5340-00-726-5280	MS21333-125	96906	CLAMP, LOOP, STEEL, CUSHIONED: 0.625 IN. DIA	EA	1
230	33	PAOZZ	2540-00-997-1532	11601698	19207	HEATER, COOLANT:	EA	1



TA022556

Figure 230. Coolant heater.

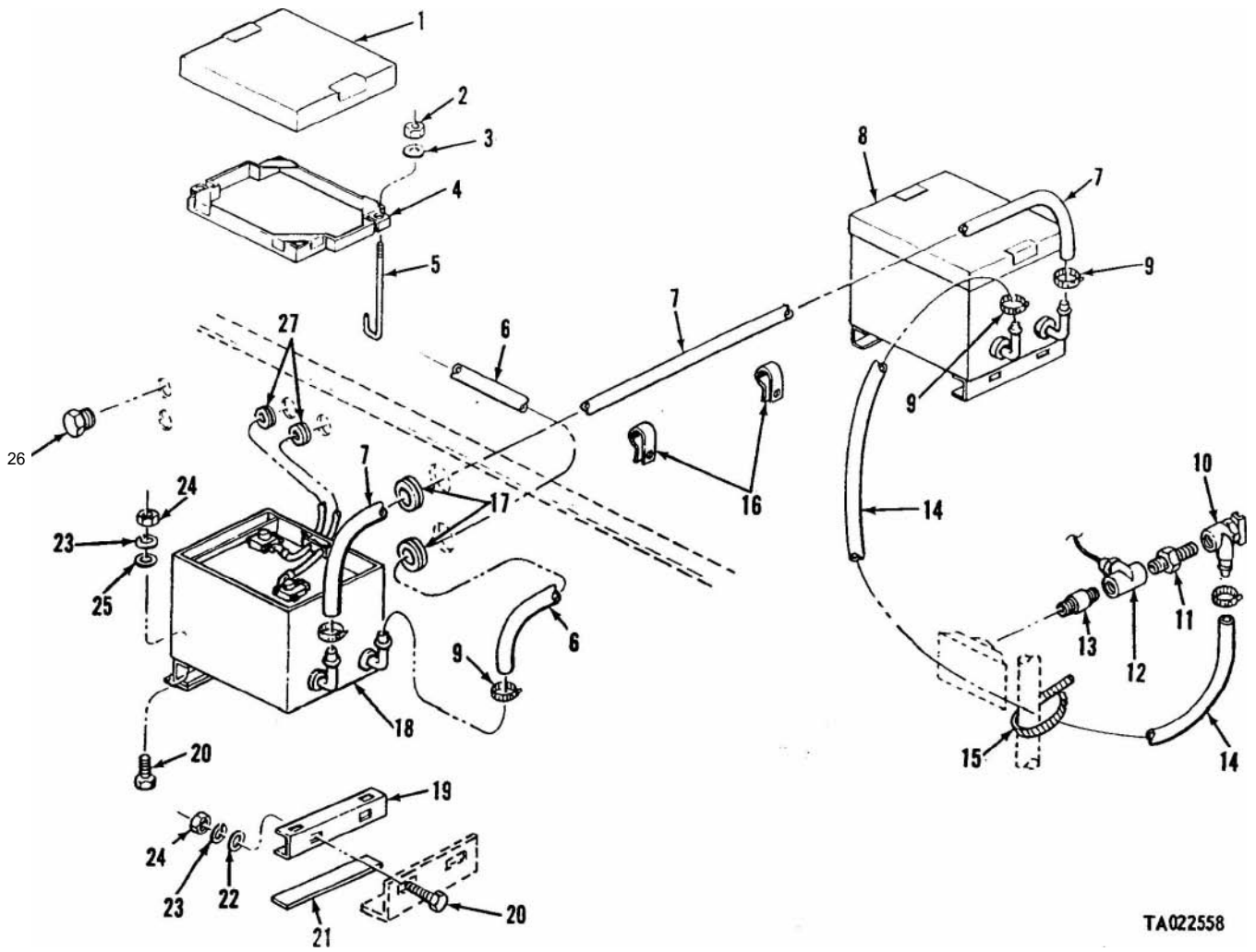
(1) Illustration		(2)	(3)	(4)	(5)	(6)	(7)	(8)
(a) Fig. No.	(b) Item No.	SMR code	National stock No.	Part No.	FSCM	Description Usable On Code	U / M	Qty. inc. in unit
						3303—COOLANT PUMP INSTALLATION		
231	1	PAOZZ	5310-00-880-7744	MS51967-5	96906	NUT, PLAIN, HEXAGON: S, 5/16-18 UNC-2B	EA	2
231	2	PAOZZ	5310-00.407-9566	MS35338-45	96906	WASHER, LOCK: S, 5/16 IN.	EA	2
231	3	XBOZZ		11653477	19207	PLATE: MOUNTING	EA	1
231	4	PAOZZ	6310.00-761-6882	MS51967-2	96906	NUT, PLAIN, HEXAGON: S, 1/4-20 UNC-2B	EA	2
231	5	PAOZZ	6310-00-682-6965	MS35338-44	96906	WASHER, LOCK: S, 1/4 IN.	EA	2
231	6	XBOZZ		11663476	19207	BRACKET: MOUNTING	EA	1.
231	7	PAOZZ	4320-00.930-2046	10946836	19207	PUMP, CENTRIFUGAL, POWER-DRIVEN: COOLANT	EA	1
231	8	XBOZZ		11663476	19207	CLAMP: MOUNTING	EA	1
231	9	PAOZZ	5305-00-068-0502	MS90725-6	96906	SCREW, CAP, HEXAGON HEAD: 1/4-20 UNC-2A, 3/4 IN. LG	EA	2
231	10	PAOZZ	4730.00-908-3194	MS35842-11	96906	CLAMP, HOSE: CLAMP RANGE, 11/16 IN. TO 1 1/4 IN.	EA	2
231	11	XBOZZ		8712438	19207	HOSE END:	EA	2
231	12	PAOZZ	4730-00-253-4414	MS39230-4	96906	ELBOW, PIPE: 1/2 IN.	EA	1
231	13	i PAOZZ	5306-00-225.8499	MS90725-34	96906	SCREW, CAP, HEXAGON HEAD: 5/16-18 UNC-2A, 1 IN. LG	EA	2
231	14	j PAOZZ	5310-00-889-2527	MS45904-72	96906	WASHER, LOCK: S, INTERNAL AND EXTERNAL TEETH, 5/16 IN.	EA	4



TA 022557

Figure 231. Coolant pump.

(1) Illustration		(2)	(3)	(4)	(5)	(6)	(7)	(8)
(a) Fig. No.	(b) Item No.	SMR code	National stock No.	Part No.	FSCM	Description Usable On Code	U / M	Qty. inc. in unit
						3303-BATTERY BOX INSTALLATION		
232	1	XBOZZ		11653492	19207	COVER: BATTERY BOX	EA	2
232	2	PAOZZ	5310-00-772-3887	MS61967-1	96906	NUT, PLAIN, HEXAGON: S, 1/4-20 UNC-2B	EA	4
232	3	PAOZZ	6310-00-809-4058	MS27183-10	96906	WASHER, FLAT: S, 0.281 IN. ID, 0.625 IN. OD, 0.065 IN. THK	EA	4
232	4	XDOZZ		11663485	19207	FRAME, HOLD-DOWN:	EA	2
232	5	XDOZZ		11663488	19207	BOLT:	EA	4
232	6	MOOZZ		11653479-3	19207	HOSE: LOW-PRESSURE, 0.62 IN. ID FABRICATE FROM: 32.5 IN. HOSE RUBBER, NSN 4720-00-491-0102 (SEE GROUP 9501)	EA	1
232	7	MOOZZ		11653479-2	19207	HOSE: LOW-PRESSURE, 0.62 IN. ID FABRICATE FROM: 116.5 IN. HOSE RUBBER, NSN 4720-00-491-0102 (SEE GROUP 9501)	EA	1
232	8	XBOZZ		11653599.1	19207	BOX ASSEMBLY, BATTERY : RIGHT	EA	1
232	8	XBOZZ		11653599-2	19207	BOX ASSEMBLY, BATTERY: LEFT	EA	1
232	9	PAOZZ	4730-00-908-3194	MS36842-11	96906	CLAMP, HOSE: CLAMP RANGE 1 1/16 IN. TO 1-1/4 IN	EA	6
232	10	PAOZZ	5840-00-871-3276	596800	82677	COCK, SHUT-OFF:	EA	1
232	11	PAOZZ	4730-00-289-0147	120322	21450	BUSHING:	EA	1
232	12	PAOZZ	4730-00-433-3438	AN917-4	88044	TEE: 1/2 IN. INTERNAL PIPE THREAD	EA	1
232	13	PAOZZ	4730-00-921-3612	MS51953-73	96906	NIPPLE, PIPE: 1/2 NPTF	EA	1
232	14	MOOZZ		11653479-1	19207	HOSE: LOW-PRESSURE, 0.62 IN. ID FABRICATE FROM: 41.5 IN. HOSE, RUBBER, NSN 4720-00-491-0102 (SEE GROUP 9501)	EA	1
232	15	PAOZZ	4730-00-909-8627	MS35842-13	96906	CLAMP, HOSE: CLAMP RANGE, 1.13/16 IN. TO 2-3/4 IN.	EA	1
232	16	PAOZZ	5340-00-702-2848	MS21333-128	96906	CLAMP, LOOP: S, CUSHIONED, 1 IN. DIA	EA	2
232	17	PAOZZ	5325-00-543-3667	MS35490-46	96906	GROMMET, RUBBER, SPLIT: 1 IN. ID	EA	4
232	18	XBOZZ		11653500.1	19207	BOX, BATTERY: RIGHT	EA	1
232	18	XBOZZ		11653600.2	19207	BOX, BATTERY: LEFT	EA	1
232	19	XBOZZ		11653486	19207	CHANNEL:	EA	4
232	20	PAOZZ	5306-00-225-9088	MS90726-33	96906	SCREW, CAP, HEXAGON HEAD: S, 5/16-24 UNF-2A 7/8 IN. LG	EA	16
232	21	XDOZZ		11653542	19207	PAD, RUBBER: 12.75 IN. LG, 1.75 IN. W and 0.120 IN. THK	EA	4
232	22	PAOZZ	5310-00-809-4061	MS27183-15	96906	WASHER, FLAT: S, 0.438 IN. ID, 1 IN. OD, 0.083 IN. THK	EA	8
232	23	PAOZZ	5310-00-407-9566	MS35338-45	96906	WASHER, LOCK: 5/16 IN.	EA	8
232	24	PAOZZ	5310-00-984-3807	MS51922-13	96906	NUT, SELF-LOCKING, HEXAGON: 5/16-24 UNF-2B	EA	8
232	25	PAOZZ	5310-00-081-4219	MS27183-12	96906	WASHER, FLAT: S, 0.344 IN. ID, 0.688 IN. OD, 0.065 IN. THE	EA	8
232	26	XBOZZ		432330	21460	PLUG:	EA	3
232	27	PAOZZ	5325-00-816-4242	MS35490-51	96906	GROMMET, RUBBER, SPLIT: 5/8 IN. ID	EA	3



TA022558

Figure 232. Battery box.

(1) Illustration		(2)	(3)	(4)	(5)	(6)	(7)	(8)
(a) Fig. No.	(b) Item No.	SMR code	National stock No.	Part No.	FSCM	Description Usable On Code	U / M	Qty. inc. in unit
233	1	PAOZZ	5310.00-889-2528	MS45904-68	96906	3303—PERSONNEL AND COOLANT HEATER CONTROL BOXES AND HARNESS ASSEMBLIES	EA	13
233	2	PAOZZ	5340-00-958-8457	MS21333-78	96906	WASHER, LOCK: S, 1/4 IN.	EA	2
233	3	PAOZ	5310-00-045-3296	MS35338-43	96906	CLAMP, LOOP-STEEL, CUSHIONED: 1.125 IN. DIA	EA	2
233	4	PAOZZ	5305-00-052 6915	MS24629-44	96906	WASHER, LOCK: S, #10	EA	2
233	5	PAOZZ	5310-00-761-6882	MS51967-2	96906	SCREW, TAPPING, THREAD CUTTING: 10-24, 5/16 IN. LG	EA	2
233	6	XBOZZ		11641161	19207	NUT, PLAIN, HEXAGON: 1/4-20 UNC-B	EA	4
233	7	PAOZZ	2590-00-030-6594	11653624	19207	DIODE BOX ASSEMBLY:	EA	1
233	8	PAOZZ	5935-00-900-6281	MS27147-1	96906	LEAD, ELECTRICAL:	EA	4
						ADAPTER, CONNECTOR: RUBBER SHELL, 3-WAY, #12, 14, & 16 A.W.G., WATERPROOF	EA	2
233	9	PAOZZ	5305-00.225-3840	MS90725-7	96906	SCREW, CAP, HEXAGON HEAD: 1/4-20 UNC-2A , 7/8 IN. LG	EA	4
233	10	XBOZZ		11653625	19207	BRACKET: CONTROL BOX, DASHBOARD	EA	2
233	11	PAOZZ	2540.00-953-0110	10885798	19207	BOX ASSEMBLY, CONTROL:	EA	2
233	12	XBOZZ		11653626	19207	DECAL: COOLANT HEATER CONTROL	EA	1
233	12	XBOZZ		10896616	19207	DECAL: PERSONNEL HEATER CONTROL	EA	1
233	13	PAOZZ	5975-00.074-2072	MS3367-1-9	96906	STRAP, TIEDOWN, ADJUSTABLE SELF-CLINCHING:	EA	24
233	14	PAOZZ	2590.00-484-3315	11653623	19207	WIRING HARNESS, BRANCHED: PERSONNEL HEATER	EA	1
233	15	XBOZZ		11653622	19207	WIRING HARNESS, BRANCHED: COOLANT HEATER	EA	1

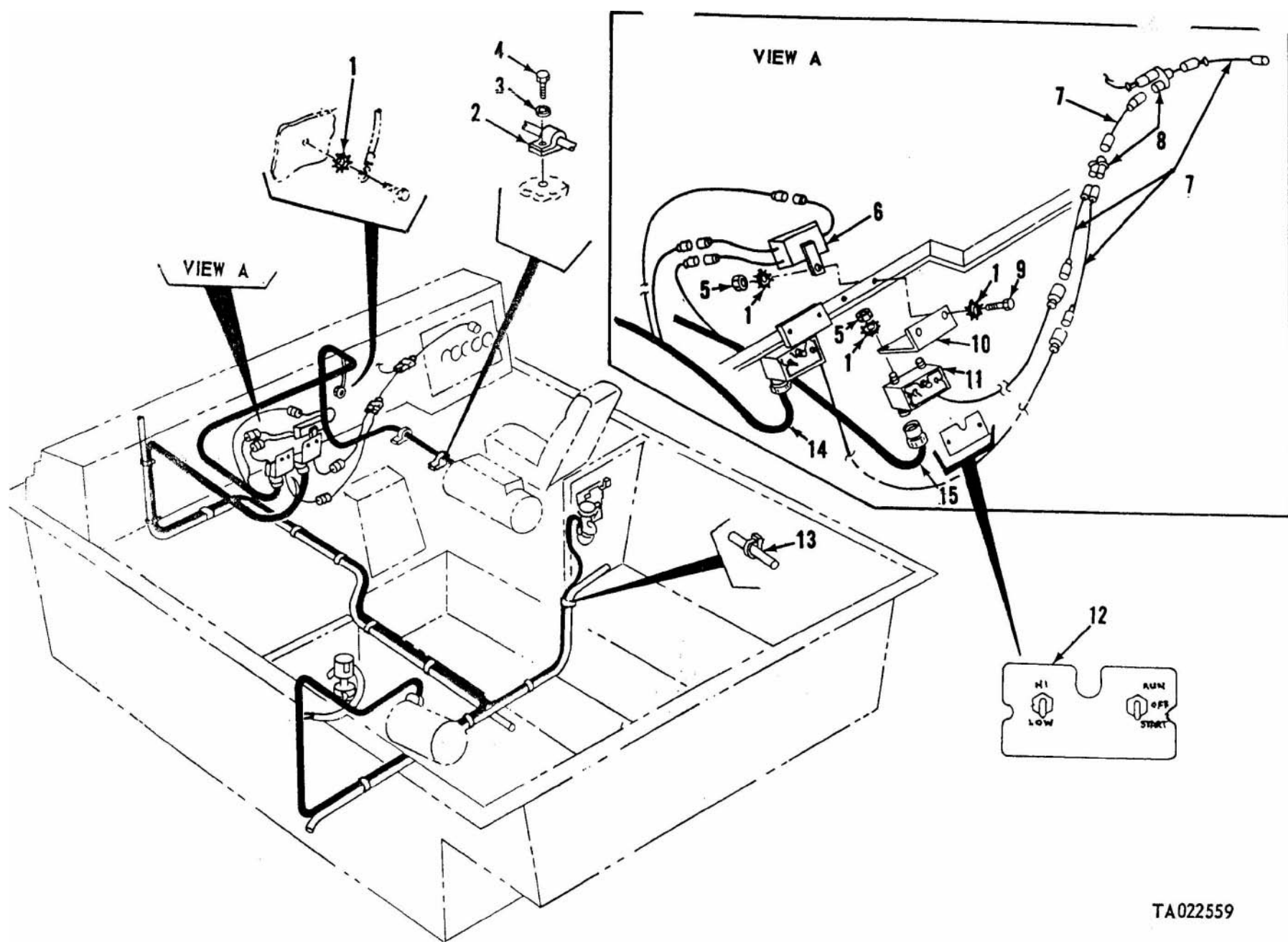
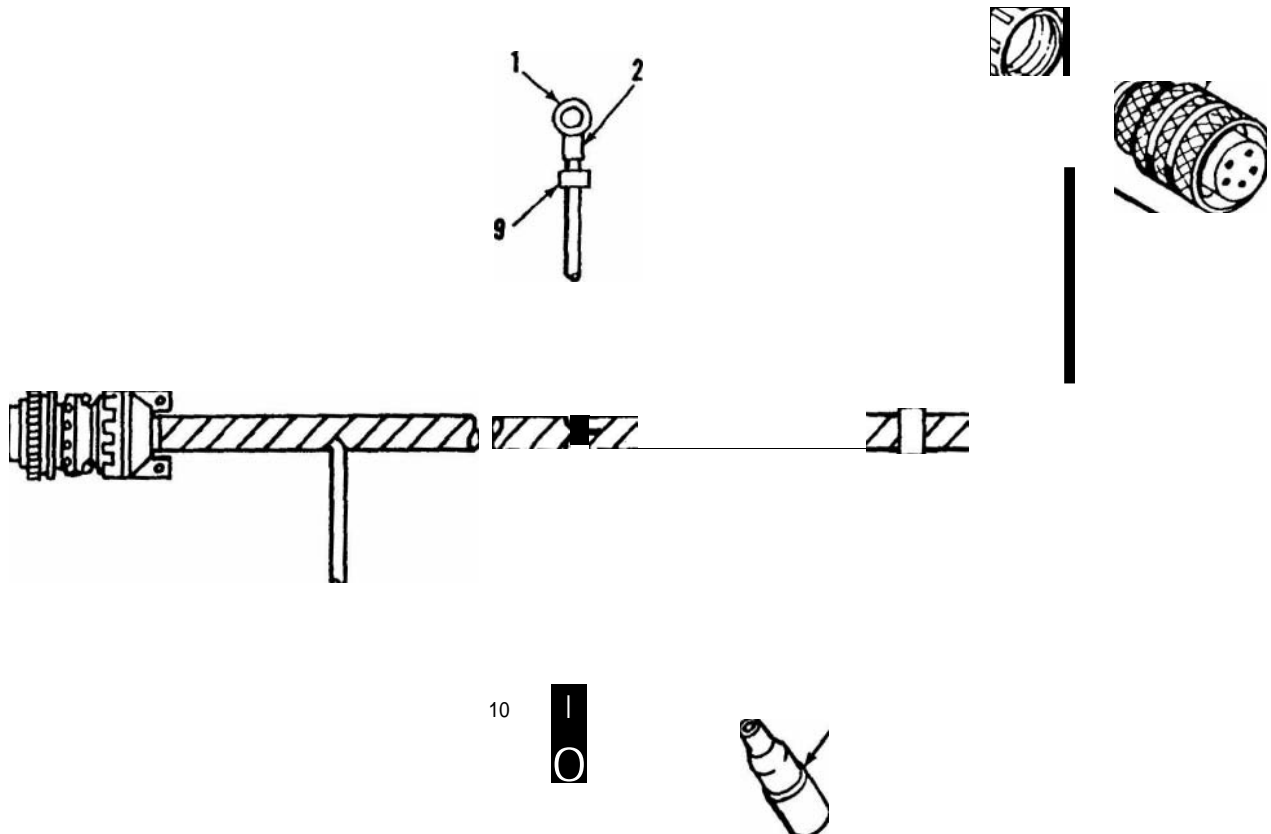


Figure 233. Personnel and coolant heater control boxes and harness assemblies.

TA022559

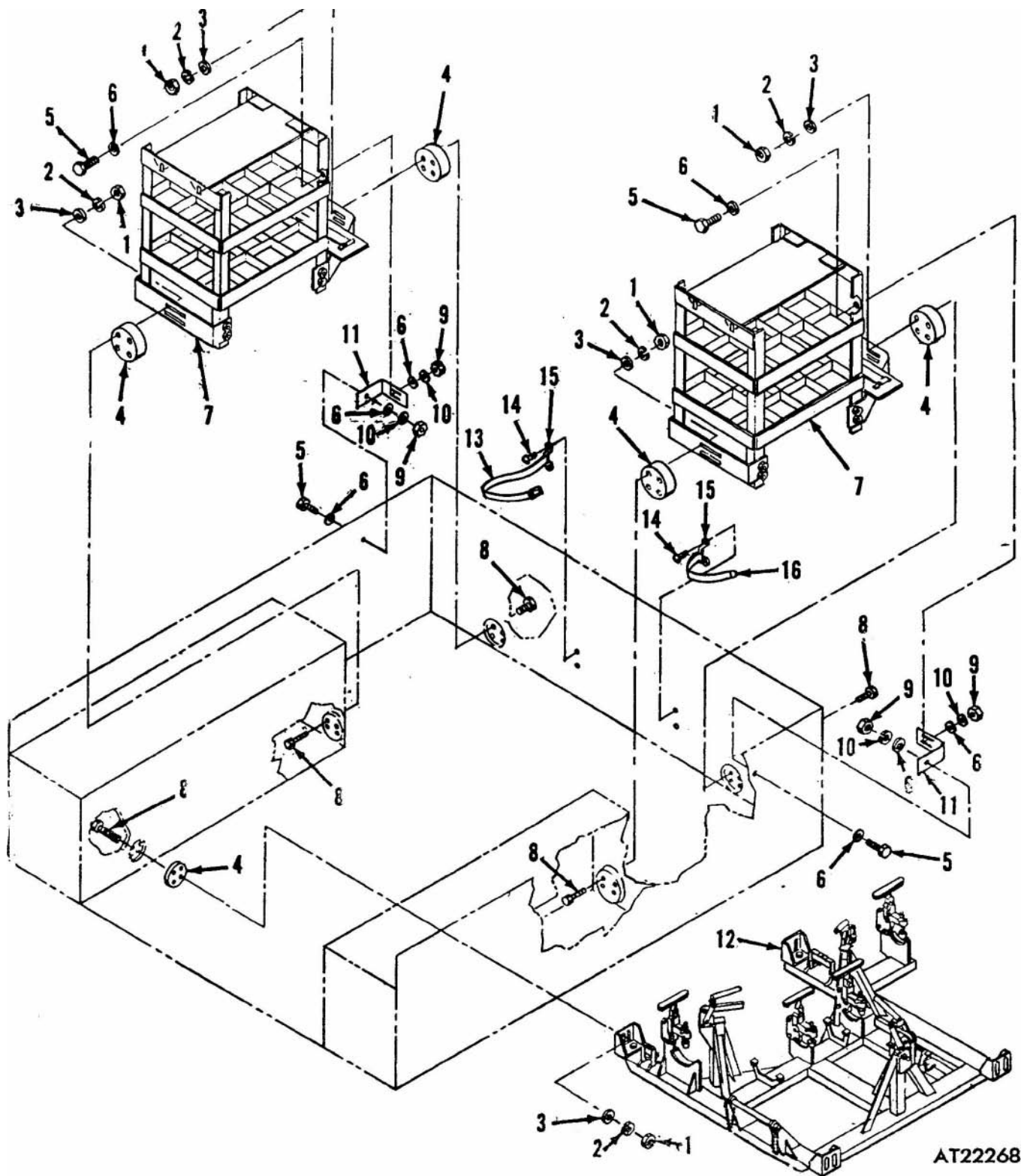
(1) Illustration		(2)	(3)	(4)	(5)	(6)	(7)	(8)
(a) Fig. No.	(b) Item No.	SMR code	National stock No.	Part No.	FSCM	Description Usable On Code	U / M	Qty. inc. in unit
234	1	PAOZZ	5940.00-534-0986	MS35436-4	96906	3303-COOLANT HEATER HARNESS ASSEMBLY	EA	1
234	2	PAOZZ	5970.00-433-9294	7056633	19207	TERMINAL, LUG: CU, 14-16 AWG WIRE SIZE #10 STUD	EA	2
234	3	PAOZZ	5935-00.280-1936	MS3057-10B	96906	INSULATOR, BUSHING: CLAMP, CABLE, ELECTRICAL CONNECTOR: AL-ALLOY, 1-20 UNEF-2B	EA	1
234	4	PAOZZ	5935-00.581-2926	MS3106A18-11SC	96906	CONNECTOR, PLUG, ELECTRICAL:	EA	1
234	5	PAOZZ	9905-00-893-3570	MS39020-3	96906	MARKER, ELECTRIC WIRE:	EA	1
234	6	PAOZZ	5940-00.399-6676	8338564	19207	TERMINAL ASSEMBLY:	EA	1
234	7	PAOZZ	5970-00-833-8562	8338562	19207	INSULATOR, BUSHING:	EA	1
234	8	PAOZZ	5935-00-833-8561	8338661	19207	SHELL, ELECTRICAL, CONNECTOR:	EA	1
234	9	PAOZZ	9905-00-752-4649	MS39020-1	96906	MARKER, ELECTRIC WIRE:	EA	3
234	10	PAOZZ	5940-00-557-2344	MS35436-12	96906	TERMINAL, LUG: CU, 10-12 AWG WIRE SIZE, 1/4 IN. STUD	EA	1



TA 022560

Figure 234. Coolant heater harness assembly.

(I) Illustration		(2)	(3)	(4)	(5)	(6)	(7)	(8)
(a) Fig. No.	(b) Item No.	SMR code	National stock No.	Part No.	FSCM	Description Usable On Code	U / M	Qty. inc. in unit
235		PAFZZ	2540.00-781-7752	11595578	19207	3307-4.2 INCH MORTAR INSTALLATION		
235	1	PAFZZ	5310.00-880-7746	MS51968-5	96906	INSTALLATION KIT: 4.2 MORTAR, COMPOSED OF	BA	1
235	2	PAFZZ	5310.00-407-9566	MS35338-45	96906	NUT, PLAIN HEXAGON: 5/16.24 UNF-2B	BA	32
235	3	PAFZZ	5310.00-081-4219	MS27183-12	96906	WASHER, LOCK: 5/16 IN. DIA	BA	32
					96906	WASHER, FLAT: 0.344 IN. ID, 0.688 IN. OD, 0.065 IN. THK	BA	32
235	4	PAFZZ	5365.00-781-8659	11595657	19207	SPACER SLEEVE:	BA	8
235	5	PAFZZ	5305.00-269-2805	MS90726-62	96906	SCREW, CAP, HEXAGON HEAD: 3/8-24 UNF-2A, 1-1/4 IN. LG	BA	6
235	6	PAFZZ	5310.00-080-6004	MS27183-14	96906	WASHER, FLAT: 0.406 IN. ID, 0.812 IN. OD, 0.065 IN. LG	BA	12
235	7	XBFZZ		11595601	19207	RACK ASSEMBLY, AMMUNITION	BA	1
235	8	PAFZZ	5306-00-225-9095	MS90726-40	96906	SCREW, CAP, HEXAGON HEAD: 5/16-24 UNF-2, 2 IN. LG	BA	32
235	9	PAFZZ	5310-D0-785.1762	MS51968-9	96906	NUT, PLAIN, HEXAGON: 3/8-24 UNF-2B	BA	6
235	10	PAFZZ	5310-00-637-9541	MS35338-46	96906	WASHER, LOCK: S, CD PLTD, 3/8 IN. DIA	BA	6
235	11	XBFZZ		11595591	19207	BRACKET RETAIN FRAME ASSEMBLY	BA	2
235	12	XBFZZ		11595439	19207	FRAME ASSEMBLY	BA	1
235	13	PAFZZ	2540-00-894-9545	8690482	19207	STRAP, WEBBING:	BA	1
235	14	PAOZZ	5305-00-855-3596	MS24630-47	96906	SCREW, TAPPING, THREAD CUTTING: CRES #10-24, 5/8 IN. LG	BA	4
235	15	PAFZZ	5340-00-764-2334	MS51939-1	96906	LOOP, STRAP FASTENER: 1 1/4 IN. STRAP SIZE	BA	2
235	16	PAOZZ	1025.00-949-8637	8690484	19207	STRAP, WEBBING:	BA	1



AT22268

Figure 235. 4.2 inch mortar assembly.

(1) Illustration		(2)	(3)	(4)	(5)	(6)	(7)	(8)
(a) Fig. No.	(b) Item No.	SMR code	National stock No.	Part No.	FSCM	Description Usable On Code	U / M	Qty. inc. in unit
236	1	PAFZZ	6320-00-721-9062	MS20470AD6-10	96906	3307-4.2 INCH MORTAR AMMUNITION RACK ASSEMBLY		
236	2	XBFZZ		8515533	19207	RIVET, SOLID: AL ALLOY, 3/16 IN. DIA, 5/8 IN. LG	BA	EA
236	3	XBFZZ		11595602	19207	CATCH:	BA	EA
236	4	PAFZZ	6305-00-269-2804	MS90726-61	96906	BRACKET:	BA	EA
						SCREW, CAP, HEXAGON HEAD: 3/8-24 UNF-2A, 1-1/2 IN. LG	BA	EA
236	5	PAFZZ	5310-00-080-6004	MS27183.14	96906	WASHER, FLAT: 0.406 IN. ID, 0.812 IN. OD, 0.065 IN. THK	BA	EA
236	6	PAFZZ	5310-00-732-0559	MS51968-8	96906	NUT, PLAIN, HEXAGON: 3/8-24 UNF-2B	BA	EA
236	7	PAFZZ	5310-00.637.9541	MS35338-46	96906	WASHER, LOCK: 3/8 IN.	BA	EA
236	8	XBFZZ		11595590	19207	BRACKET:	BA	EA
236	9	PAFZZ	5320-00-264-0236	7027863	19207	RIVET: STRAP TO LOOP	BA	EA
236	10	PAFZZ	5310-00-983-8483	MS27183-5	96906	WASHER, FLAT: S, CD PLTD, 0.156 IN. ID, 0.312 IN. OD, 0.035 IN. THK	BA	EA
236	11	MFFZZ		11595614-2	19207	STRAP, WEBBING: FABRICATE FROM, 2 CLIP END, STRAP, NSN 5340-00 333-6060 8 RIVET, NSN 5320-00-264-0236, 16 WASHER, FLAT, NSN 5310-00-983-8483, 2 WEBBING, TEXTILE, 22 IN. LG, NSN 8305-00-263-2479 (SEE GROUP 9501)	BA	EA
236	12	MFFZZ		7064507	19207	STRAP, WEBBING: FABRICATE FROM, 2 BUCKLE, NSN 5340-00-297-6637, 8 RIVET, NSN 5320-00-264-0236, 16 WASHER, FLAT, NSN 5310-00-983-8483, 2 WEBBING, TEXTILE, 14.5 IN. LG, NSN 8305-00-263-2479 (SEE GROUP 9501)	BA	EA

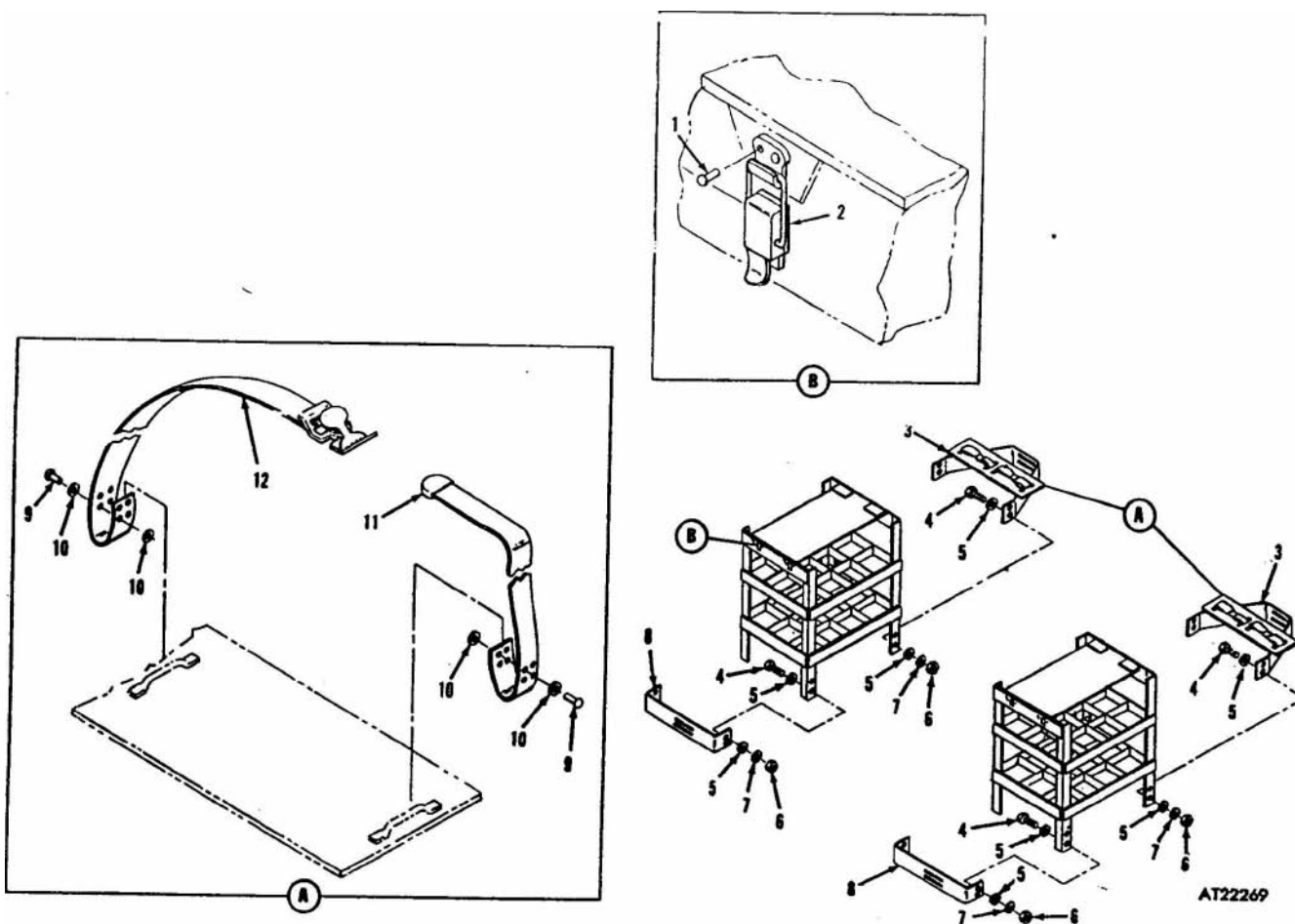


Figure 236. 4.2 inch mortar ammunition rack assembly.

(1) Illustration		(2)	(3)	(4)	(5)	(6)	(7)	(8)	
(a) Fig. No.	(b) Item No.	SMR code	National stock No.	Part No.	FSCM	Description Usable On Code	U / M	Qty inc. in unit	
237	1	MFFZZ		7064507	19207	3307-4.2 INCH MORTAR FRAME ASSEMBLY STRAP, WEBBING: FABRICATE FROM, 1 BUCKLE, NSN 5340-00-297-6637, 4 RIVET, NSN 5320-00-264-0236, 8 WASHERS, FLAT, NSN 5310-00-983-8483, 1 WEBBING, TEXTILE, 14.5 IN. LG, NSN 8305-00-263-2479 (SEE GROUP 9501)	BA	EA	1
237	2	PAFZZ	5310.00-983-8483	MS27183-5	96906	WASHER, FLAT: 0.156 IN. ID, 3.12 IN. OD, 0.035 IN. THK	BA	EA	28
237	3	PAFZZ	5320-00-264-0236	7027863	19207	RIVET TUBULAR:	BA	EA	12
237	4	MFFZZ		11595614.1	19207	STRAP, WEBBING: FABRICATE FROM, 2 CLIP, END, STRAP, NSN 5340-00-333-6060, 8 RIVET, NSN 5320-00-264-0236, 16 WASHER, FLAT, NSN 5310-00-983-8483, 2 WEBBING, TEXTILE, 28 IN. LG. NSN 8306-00-263-2479 (SEE GROUP 9501)	BA	EA	2
237	5	PAFZZ	4010-00-290.4352	RRC271	81348	CHAIN, WELDLESS: TYPE 2, CLASS 3, STEEL	BA	LK	22
237	6	PAFZZ	5305-00-052.9051	MS24630-36	96906	SCREW, TAPPING, THREAD CUTTING: #8-32, 1/2 IN. LG	BA	EA	2
237	7	PAFZZ	5340-00.945-0552	MS17986C409	96906	PIN, QUICK RELEASE: 1/4 IN. DIA, 0.900 IN. LG GRIP	BA	EA	1
237	8	XBFZZ		11595580	19207	PIN:	BA	EA	1
237	9	PAFZZ	5305-00-984-6196	MS35206-248	96906	SCREW, MACHINE: #8.32 UNC-2A, 7/8 IN. LG	BA	EA	4
237	10	PAFZZ	4010-00-290-4352	RRC271	81348	CHAIN, WELDLESS: TYPE 2, CLASS 3, STEEL	BA	LK	24
237	11	PAFZZ	2540-00-781-8660	11595470	19207	CLAMP ASSEMBLY: CANOPY	BA	EA	3
237	12	PAFZZ	5310-00-088.0552	MS21044N7	96906	NUT, SELF-LOCKING, HEXAGON: 7/16-20 UNF-3B	BA	EA	6
237	13	PAFZZ	5305.00-710-4196	MS90726-91	96906	SCREW, CAP, HEXAGON HEAD: 7/16-20 UNF-2A, 2 IN. LG	BA	EA	6
237	14	PAFZZ	5310-00-811-3494	MS21044N08	96906	NUT, SELF-LOCKING HEXAGON: 8-32 UNC-3B	BA	EA	4
237	15	XBFZZ		11595577	19207	FRAME ASSEMBLY:	BA	EA	1
237	16	PAFZZ	5340-00-904-1666	MS17986C414	96906	PIN, QUICK RELEASE: 1/4 IN. DIA, 1.400 IN. LG GRIP	BA	EA	1
237	17	PAFZZ	4010-00-290-4352	RRC271	81348	CHAIN, WELDLESS: TYPE 2, CLASS 3, STEEL	BA	LK	30
237	18	XBFZZ		11595579	19207	PIN	BA	EA	1
237	19	PAFZZ	5310-00-880-7746	MS51968-5	96906	NUT, PLAIN, HEXAGON: 5/16-24 UNF-2B	BA	EA	8
237	20	PAFZZ	5310-00-407.9566	MS35338-45	96906	WASHER, LOCK: 5/16 IN. DIA	BA	EA	8
237	21	PAFZZ	5310.00-081-4219	MS27183-12	96906	WASHER, FLAT: 0.344 IN. ID, 0.688 IN. OD, 0.065 IN. THK	BA	EA	16
237	22	MFFZZ		11595615-1	19207	STRAP, WEBBING: FABRICATE FROM, 1- BUCKLE, NSN 5340-00-297-6637, 4-RIVET, NSN 5320-00-264-0236, 8-WASHER, FLAT, NSN 5310-00-983-8483, 1-WEBBING, TEXTILE, 8 IN. LG. NSN 8305-00-263-2479 (SEE GROUP 9501)	BA	EA	1
237	23	XBFZZ		11695608	19207	BRACKET	BA	EA	4

(1) Illustration		(2)	(3)	(4)	(5)	(6)	(7)	(8)
(a) Fig. No.	(b) Item No.	SMR code	National stock No.	Part No.	FSCM	Description Usable On Code	U / M	Qty. inc. in unit
237	24	PAFZZ	5306-00-225-9089	MS90726-34	96906	SCREW, CAP, HEXAGON HEAD: 5/16-24 UNF-2A 1 IN. LG BA	EA	8
237	26	PAFZZ	5306-00-225-9090	MS90726-35	96906	SCREW, CAP, HEXAGON HEAD: 5/16-24 UNF-2A 1-1/8 IN. LG BA	EA	8
237	26	PAFZZ	2540-00-781-7688	11621302	19207	CLAMP: BA	EA	4
237	27	PAFZZ	5310-00-088-0553	MS21044N5	96906	NUT, SELF-LOCKING, HEXAGON: 5/16-24 UNF-3B BA	EA	8

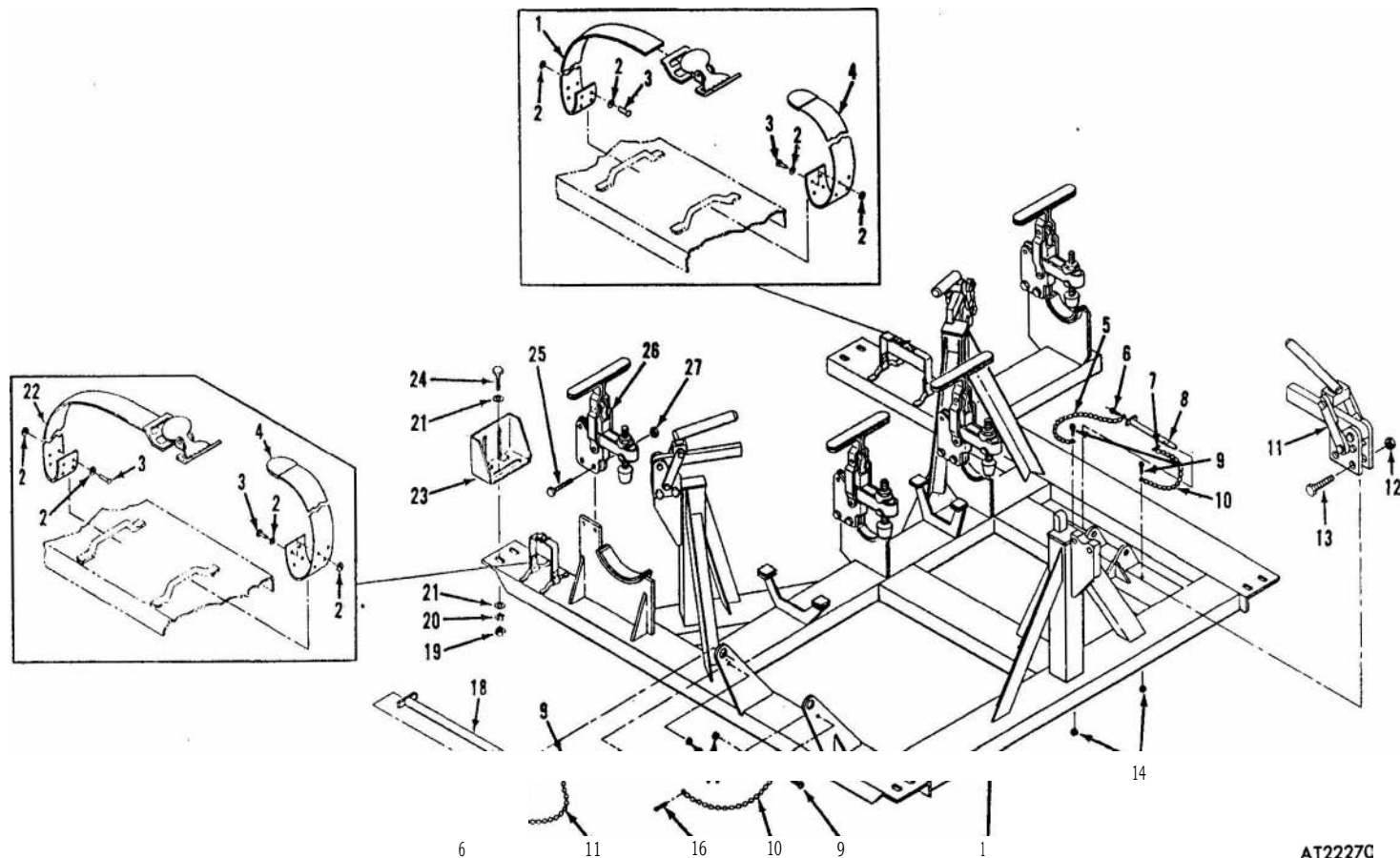


Figure 237. 4.2 inch mortar frame assembly.

(1) Illustration		(2)	(3)	(4)	(5)	(6)	(7)	(8)	3
(a) Fig. No.	(b) Item No.	SMR code	National stock No.	Part No.	FSCM	Description Usable On Code	U / M	Qty inc. unit	377 4 CFC
238	—	PAFZZ	2540-00-781-7686	11595606	19207	3307-81MM, MORTAR INSTALLATION INSTALLATION KIT: 81MM MORTAR, COMPOSED OF	BA	EA	1
238	1	PAFZZ	5310-00-081-4219	MS27183-12	96906	WASHER, FLAT: 0.344 IN. ID, 0.688 IN. OD, 0.065 IN. THK	BA	EA	32
238	2	PAFZZ	5310-00-407-9566	MS35338-45	96906	WASHER, LOCK: 5/16 IN. DIA FRAME (16), AMMO BOX (16)	BA	EA	32
238	3	PAFZZ	5310-00-905-4600	MS51968 6	96906	NUT, PLAIN, HEXAGON: 5/16-24 UNF-2B FRAME (16), AMMO BOX (16)	BA	EA	32
238	4	XBFZZ		11595605	19207	AMMO BOX	BA	EA	1
238	5	XBFZZ		11595628	19207	FRAME ASSEMBLY:	BA	EA	1
238	6	PAFZZ	5306-00-225-9095	MS90726-40	96906	SCREW, CAP, HEXAGON HEAD: 5/16-24 UNF-2A, 2 IN. LG FRAME (16), AMMO BOX (16)	BA	EA	32
238	7	1 PAFZZ	5365-00-781-8659	11595557	19207	SPACER, SLEEVE: FRAME (4), AMMO BOX (4)	BA	EA	8

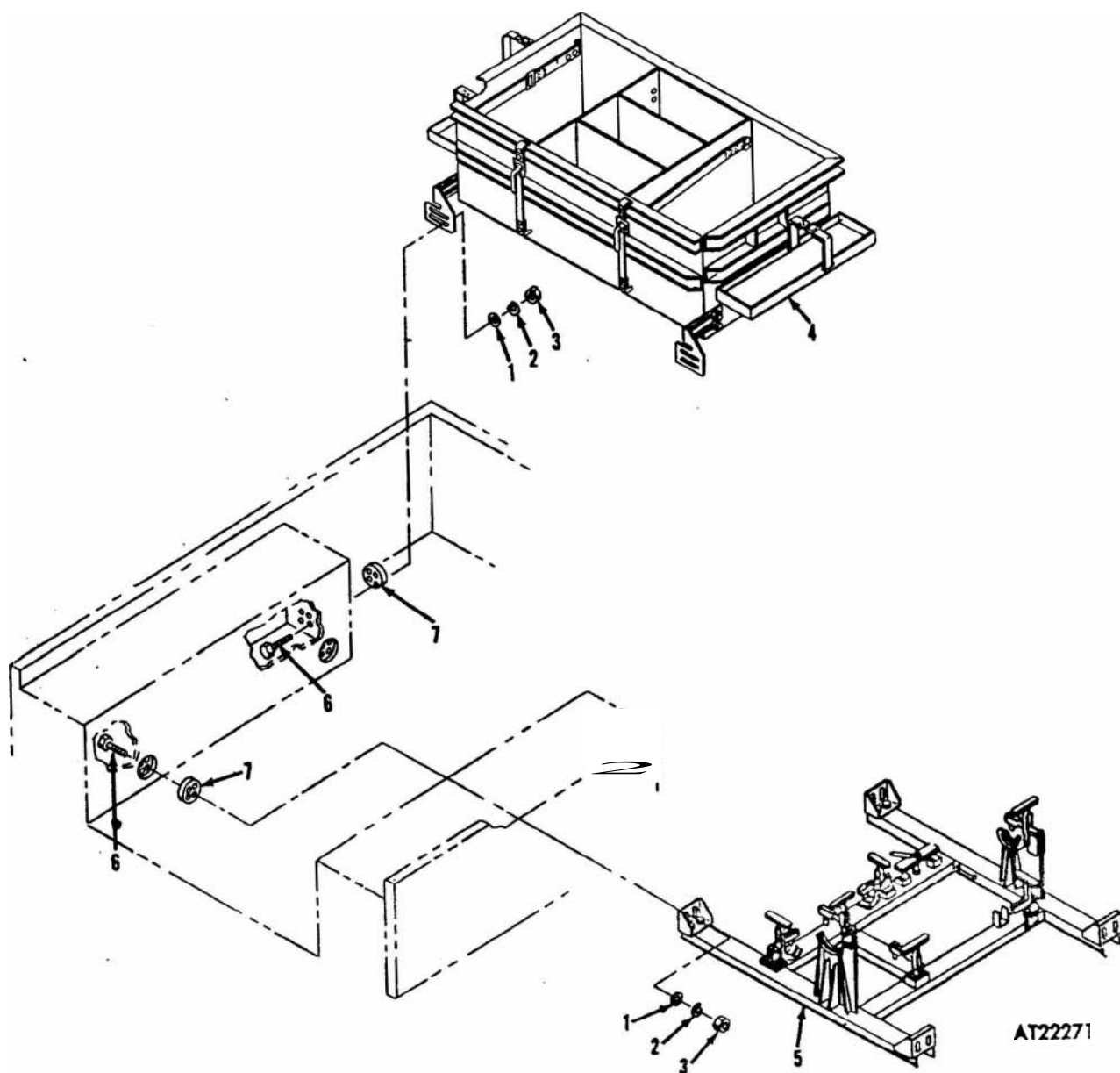
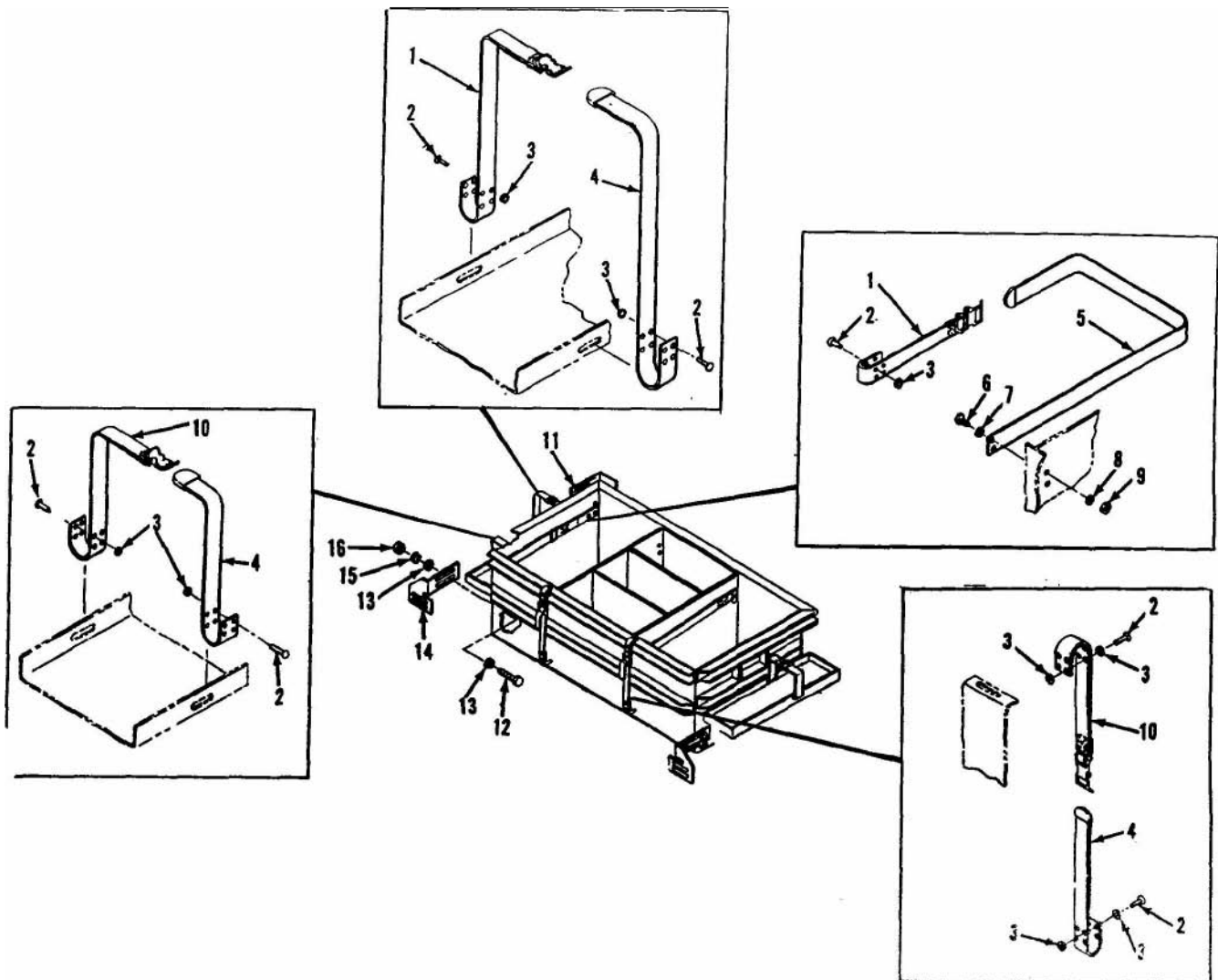


Figure 238. 81 MM mortar assembly.

(1)		(2)	(3)	(4,	(5)	(6)	(7)	(8)	
Illustration		SMR code	National stock No.	Part No.	FSCM	Description Usable On Code	U 7 M	Qty. inc. in unit	
(a) Fig. No.	(b) Item No.								
239	1	MFFZZ		11595615-2	19207	3307-81MM MORTAR AMMUNITION BOX AND RELATED PARTS STRAP WEBBING: FABRICATE FROM, 2 BUCKLE, NSN 5340-00-297-6637, 16 IN. LG WEBBING, TEXTILE, NSN 8305-00-263-2479, 8 RIVET, NSN 1 5320-00-264-0236, AND 16 WASHER, NSN 5310-00-983-8483 (SEE GROUP 9501)	BA	EA	2
239	2	PAFZZ	5320-00-264-0236	7027863	19207	RIVET: STRAP, FRAME (16), AMMO BOX (16)	BA	EA	28
239	3	PAFZZ	5310-00-983-8483	MS27183-5	96906	WASHER, FLAT: 0.156 IN. ID, 0.312 IN. OD, 0.035 IN. THK FRAME (16), AMMO BOX (16)	BA	EA	56
239	4	MFFZZ		11595614-2	19207	1 STRAP, WEBBING: FABRICATE FROM, 6 CLIP, END, STRAP, NSN 5340-00-333-6060, 3 WEBBING, TEXTILE, 22 IN. LG, NS 8305-00-263-2479, 12 RIVETS, NSN 5320.00-264-0236, AND 24 WASHERS, NSN 5310-00-983-8483 (SEE GROUP 9501)	BA	EA	3
239	6	MFFZZ		11695613	19207	STRAP, WEBBING: FABRICATE FROM, 1 CLIP, END, STRAP, NSN 5340-00-333-6060, 1 WEBBING, textile, 66 IN. LG, NSN 8305-00-263-2479, 4 RIVETS, NSN 6320-00-264-0236, AND 8 WASHERS, NSN 5310-00-983 (SEE GROUP 9601)	BA	EA	1
239	6	PAFZZ	5305.00-267-8973	MS90726-4	96906	11 SCREW, CAP, HEXAGON HEAD: 1/4-28 UNF-2A, 9/16 IN. LG	BA	EA	4
239	7	PAFZZ	6310-00-809-4058	MS27183-10	96906	1 WASHER, FLAT: 0.281 IN. ID, 0.625 IN. OD, 0.065 IN. THK	BA	EA	4
239	8	PAFZZ	5310-00-582-5965	MS36338-44	96906	WASHER, LOCK: 1/4 IN. DIA	BA	EA	4
239	9	PAFZZ	5310-00-913-7020	MS51968-3	96906	1 NUT, PLAIN, HEXAGON: 1/4-28 UNF-2B	BA	EA	4
239	10	MFFZZ		11696615-1	19207	STRAP, WEBBING: FABRICATE FROM, 2 BUCKLE, NSN 5340.00-297-6637, 2 WEBBING, TEXTILE, 8 IN. LG, NSN 8305.00-263-2479, 8 RIVETS, NSN 5320-00-260-0236, AND 16 WASHERS, NSN 5310-983-8483 (SEE GROUP 9501)	BA	EA	2
239	11	XBFFZ		11595607-1	19207	BRACKET:	BA	EA	1
239	12	PAFZZ	5305-00-269-2805	MS90726-62	96906	SCREW, CAP, HEXAGON HEAD: 3/8-24 UNF-2A, 1-1/4 IN. LG	BA	EA	16
239	13	PAFZZ	5310-00-080-6004	MS27183-14	96906	WASHER, FLAT: 0.406 IN. ID, 0.812 IN. OD, 0.065 IN. THK	BA	EA	32
239	14	XBFFZ		11595607-2	19207	BRACKET:	BA	EA	1
239	16	PAFZZ	5310-00-637-9541	MS35338-46	96906	WASHER, LOCK: 3/8 IN. DIA	BA	EA	16
239	16	PAFZZ	5310-00-785-1762	MS51968-9	96906	NUT, PLAIN, HEXAGON: 3/8-24 UNF-2B	BA	EA	16



AT22272

Figure 239. 81 MM mortar ammunition box and related parts.

(1)		(2)	(3)	(4)	(5)	(6)	(7)	(8)	
Illustration		SMR code	National stock No.	Part No.	FSCM	Description Usable On Code	U / M	Qty. inc. in unit	
(a) Fig. No.	(b) Item No.								
240	1	MFFZZ		11595614-2	19207	3307-81MM MORTAR FRAME AND RELATED PARTS STRAP, WEBBING: FABRICATE FROM, 2-CLIP, END, STRAP, NSN 5340-00-333-5340, WEBBING, TEXTILE, 22 IN. LG, NSN 8305-00-263-2479, 8-RIVET, NSN 5320-00-264-0236, AND 16-WASHERS, NSN 5310-00-983-8483 (SEE GROUP 9501)	BA	EA	2
240	2	MFFZZ		11595615-2	19207	STRAP, WEBBING: FABRICATE FROM, 2-BUCKLE, NSN 5340-00-297-6637, WEBBING, TEXTILE, 16 IN. LG, NSN 8305-00-263-2479, 8-RIVETS, NSN 5320-00-264-0236, AND 16-WASHERS, NSN 5310-00-983-8483 (SEE GROUP 9501)	BA	EA	2
240	3	PAFZZ	6320-00-264-0236	7027863	19207	RIVET: STRAPS TO FRAME	BA	EA	16
240	4	PAFZZ	5310-00-983-8483	MS27183 E	96906	WASHER, FLAT: 0.156 IN. ID, 0,312 IN. OD, 0.035 IN. THK	BA	EA	32
240	5	XBFZZ		11595612	19207	HANDLE:	BA	EA	1
240	6	XBFZZ		11595610	19207	BAR:	BA	EA	1
240	7	XBFZZ		11696611	19207	STUD:	BA	EA	1
240	8	PAFZZ	2540.00-781-7688	11621302	19207	CLAMP ASSEMBLY: FRAME	BA	EA	3
240	9	PAFZZ	5306-00-225-9090	MS90726-35	96906	SCREW, CAP, HEXAGON HEAD: 5/16-24 UNF-2A, 1-1/8 IN. LG	BA	EA	6
240	10	PAFZZ	5310-00-905-4600	MS21968 E	96906	NUT, PLAIN, HEXAGON: 5/16-24 UNF-2B	BA	EA	18
240	11	PAFZZ	5310.00-407-9566	MS35338-45	96906	WASHER, LOCK: 5/16 IN. DIA	BA	EA	18
240	12	XBFZZ		11595633-4	19207	PAD:	BA	EA	1
240	13	XBFZZ		11595628	19207	FRAME ASSEMBLY:	BA	EA	1
240	14	XBFZZ		11595633.2	19207	PAD:	BA	EA	1
240	15	PAFZZ	2540.00-781-7687	11621301	19207	CLAMP, ASSEMBLY:	BA	EA	3
240	16	PAFZZ	5306.00-225-9096	MS90726-41	96906	SCREW, CAP, HEXAGON HEAD: 5/16-24 UNF-2A, 2-1/4 IN. LG	BA	EA	12
240	17	XBFZZ		11595633.3	19207	PAD:	BA	EA	1
240	18	PAFZZ	5310.00-785-1762	MS51968-9	96906	NUT, PLAIN, HEXAGON: 3/8-24 UNF-2B	BA	EA	8
240	19	PAFZZ	5310-00-637-9541	MS35338-46	96906	WASHER, LOCK: 3/8 IN. DIA	BA	EA	8
240	20	XBFZZ		11595608	19207	BRACKET:	BA	EA	4
240	21	PAFZZ	5310-00-080-6004	MS27183-14	96906	WASHER, FLAT: 0.406 IN. ID, 0.812 IN. OD, 0.065 IN. THK	BA	EA	16
240	22	PAFZZ	5305-00-269-2804	MS90726 61	96906	SCREW, CAP, HEXAGON HEAD: 3/8-24 UNF-2A, 1-1/8 IN. LG	BA	EA	8
240	23	XBFZZ		11595633	19207	PAD:	BA	EA	3
240	24	XBFZZ		1159633.1	19207	PAD:	BA	EA	4

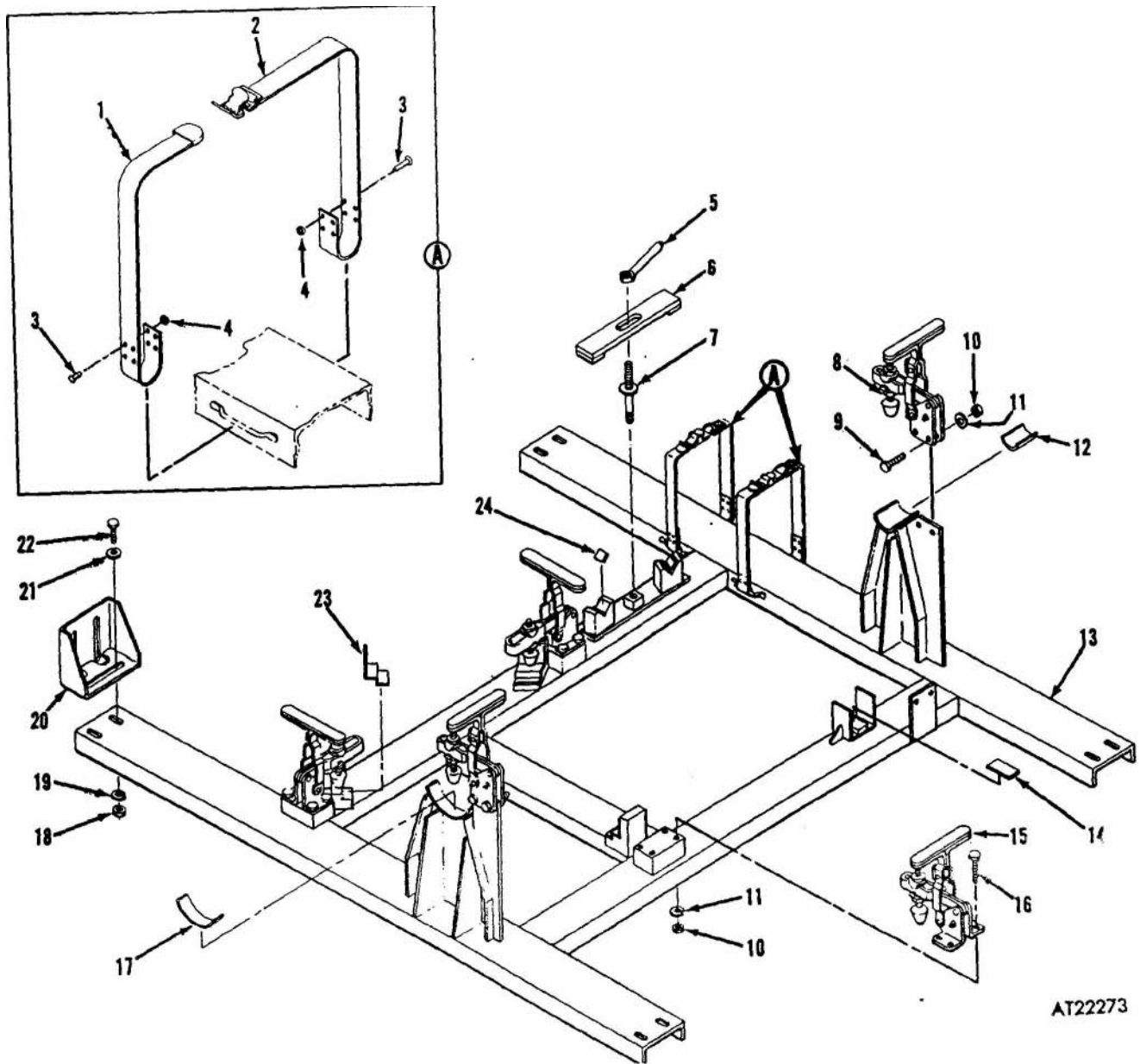
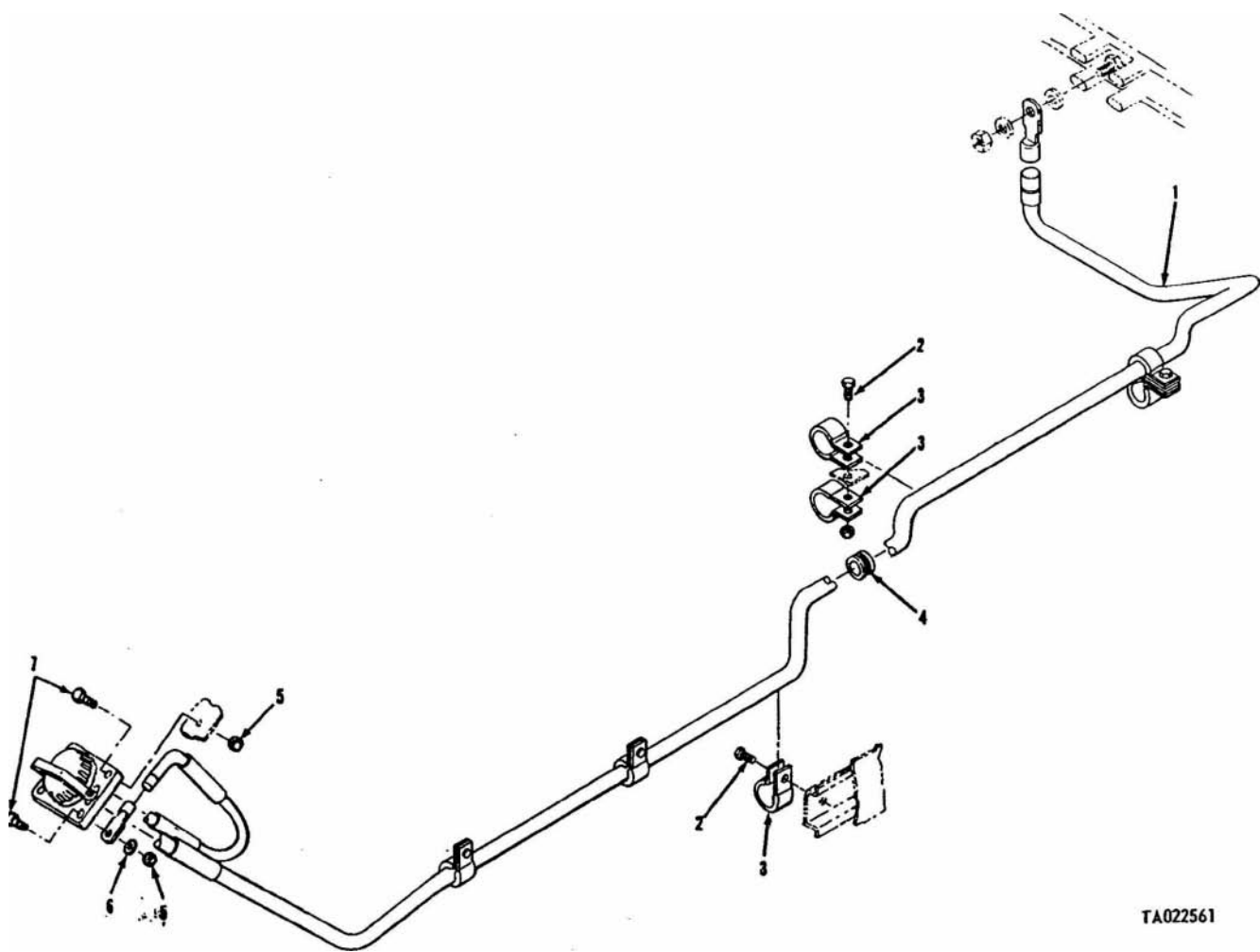


Figure 240. 81 MM mortar frame and related parts.

(1) Illustration		(2)	(3)	(4)	(5)	(6)	(7)	(8)
(a) Fig. No.	(b) Item No.	SMR code	National stoc No.	Part No.	FSCM	Description Usable On Code	U / M	Qty. inc. in unit
241	—	PAFZZ	2540.00-051-1070	11595525	19207	3307-SLAVE CABLE INSTALLATION INSTALLATION KIT: SLAVE CABLE COMPOSED OF	EA	1
241	1	MFFZZ		8707574-3	19207	CABLE ASSEMBLY: FABRICATE FROM, 2 TERMINAL, LUG, NSN 5940-00-705-6728, 4 IN- SULATION SLEEVING, ELECTRICAL, NSN 5970- 00-811-0640, 1 CONNECTOR, RECEPTABLE, ELECTRICAL, NSN 5935-00-295-6403, 145 IN. WIRE, ELECTRICAL , NSN 6145.00-538-8219 (SEE GROUP 9501)	EA	1
241	2	PAFZZ	5305.00-068-0504	MS90726-3	96906	SCREW, CAP, HEXAGON HEAD: 1/4-28 UNF-2A, 1/2 IN. LO	EA	4
241	3	PAFZZ	5340.00-088-1254	MS21333 104	96906	CLAMP, LOOP: CUSHIONED, 5/8 IN. DIA	EA	6
241	4	PAFZZ	5325-00-276-6091	MS35489-19	96906	GROMMET, RUBBER: 11/16 IN. HOLE DIA, 1- 5/16 IN. OD, 1/16 IN. GROOVE WIDTH	EA	1
241	5	PAFZZ	5310.00-877-6796	MS21044N4	96906	NUT, SELF-LOCKING, HEXAGON: 1/4-28 UNF-3B	EA	4
241	6	PAFZZ	5310-00-209-0786	MS35335 33	96906	WASHER, LOCK: 1/4 IN. DIA	EA	1
241	7	PAFZZ	5305.00-267-8974	MS90726 8	96906	SCREW, CAP, HEXAGON HEAD: 1/4-28 UNF-2A, 1 IN. LG	EA	4
N/I	—	KBFZZ		11595267	19207	INSTRUCTION INSTALLATION:	EA	1

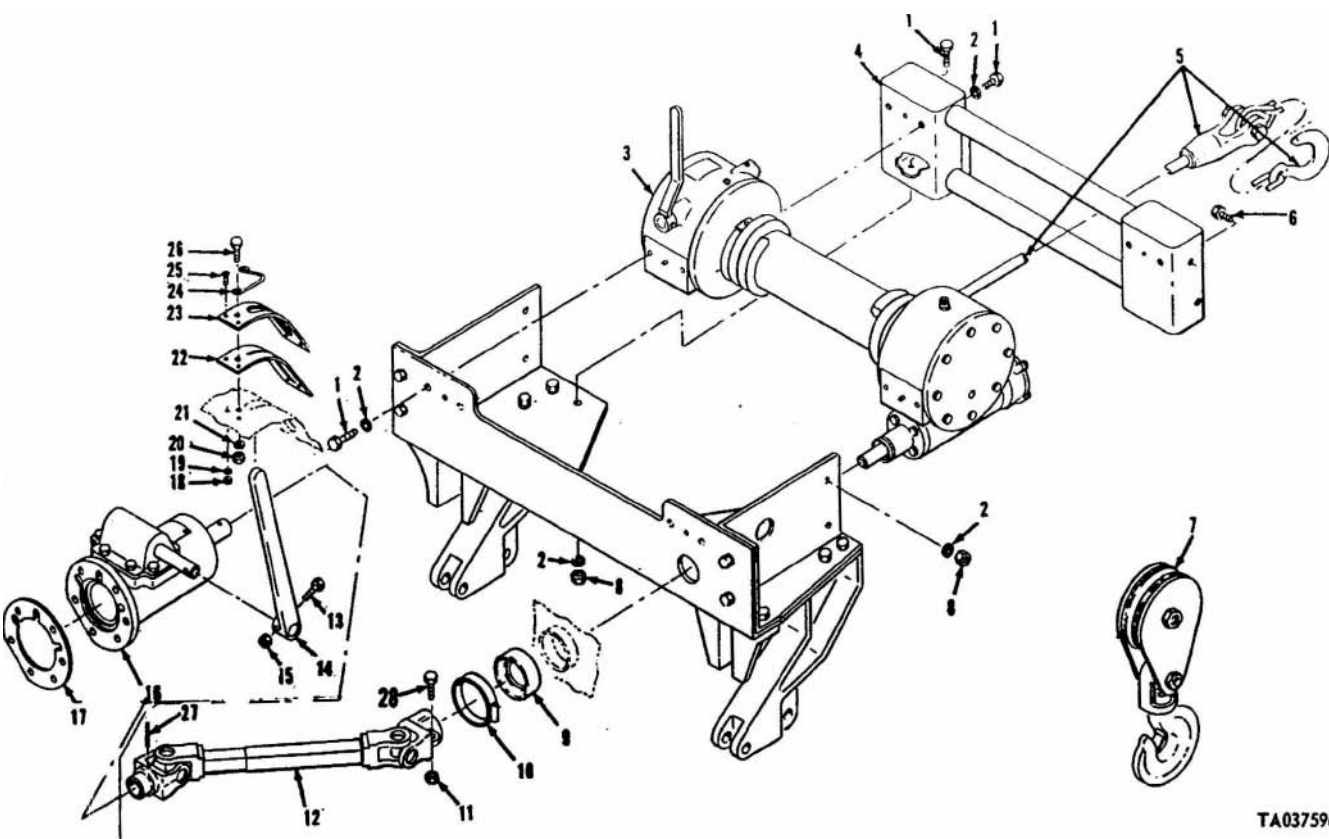
TM 9-2320-242-34P



TA022561

Figure 241. Slave cable

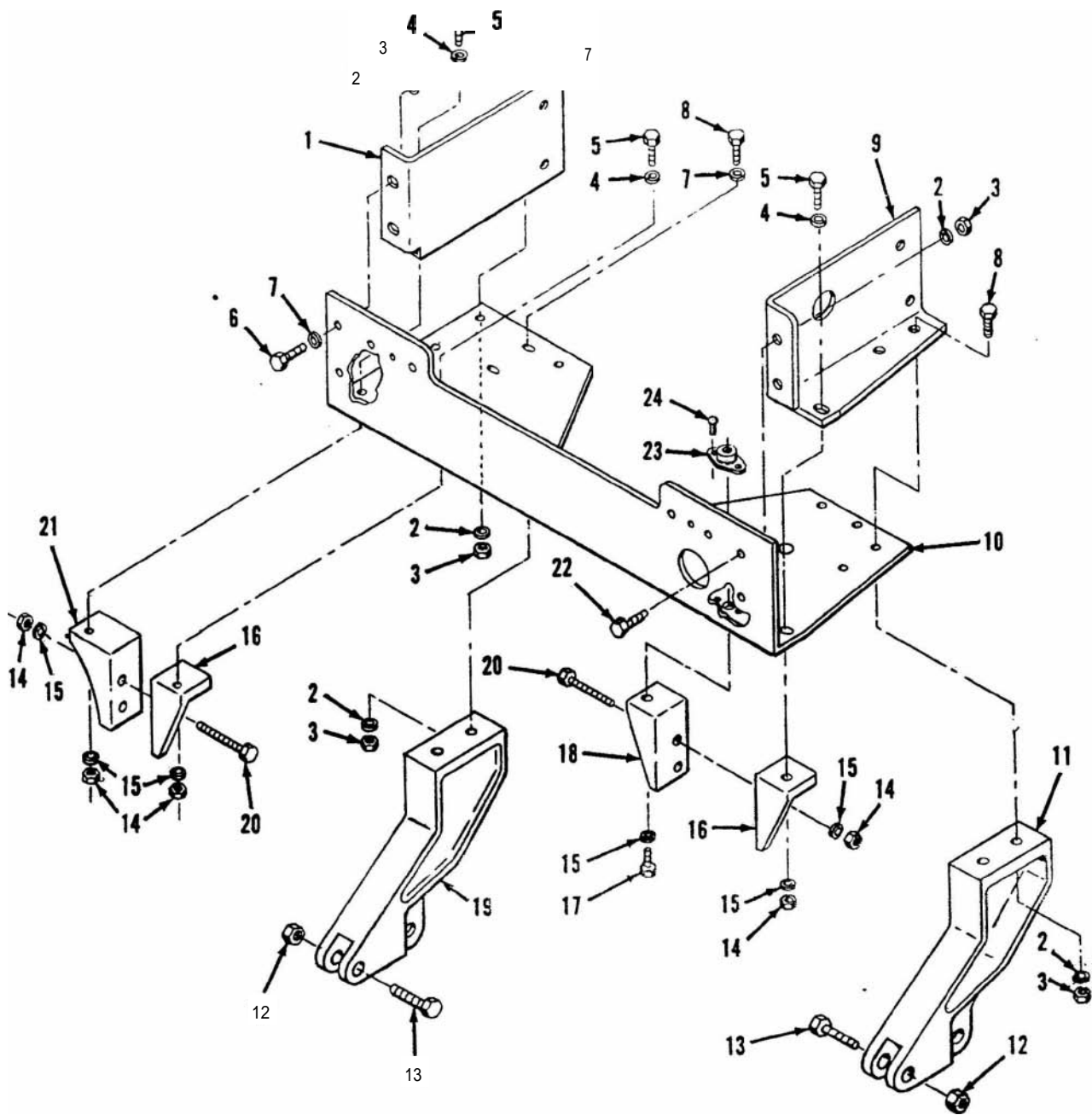
(1) Illustration		(2)	(3)	(4)	(5)	(6)	(7)	(8)
(a) Fig. No.	(b) Item No.	SMR code	National stock No.	Part No.	FSCM	Description Usable On Code	U / M	Qty. inc. in unit
242	—	PAFZZ	2590.00-880-4305	11595248	19207	3307-WINCH INSTALLATION	EA	1
242	1	PAFZZ	5305.00-269-3211	MS90725-60	96906	INSTALLATION KIT: WINCH, COMPOSED OF SCREW, CAP, HEXAGON HEAD: 3/8-16 UNC-2A, 1 IN. LG	EA	14
242	2	PAFZZ	5310-00-637.9541	MS35338-46	96906	WASHER, LOCK: 3/8 IN. DIA	EA	6
242	3	PAFZZ	2590-00.880-4318	11621129	19207	WINCH, DRUM, VEHICLE MOUNTING:	EA	1
242	4	XBFZZ		11595618	19207	BRACKET ASSEMBLY, WINCH MOUNTING:	EA	1
242	5	PAOZZ	4010.00-880-2243	11595616	19207	WIRE ROPE ASSEMBLY, WINCH KIT:	EA	1
242	6	PAOZZ	5305-00-269-3210	MS90725-59	96906	SCREW, CAP, HEXAGON HEAD: 3/8-16 UNC-2A, 7/8 IN. LG	EA	4
242	7	PAOZZ	3940-00-880-0590	11601231	19207	BLOCK, SNATCH, ASSEMBLY:	EA	1
242	8	PAFZZ	5310-00-761-0654	MS51967-9	96906	NUT, PLAIN, HEXAGON: 3/8-16 UNC-2B	EA	6
242	9	PAFZZ	5330-00-080.0277	11595527	19207	SEAL: WINCHDRIVE SHAFT NOTE, IF WINCH ASSEMBLY 11621129 IS REMOVED FROM VEHICLE REPLACE SEAL 11595527 WITH DUST CAP, 11595303	EA	1
242	9	PAOZZ	6340-00-082-1874	11595303	19207	CAP, PROTECTIVE, DUST AND MOISTURE SEAL:	EA	1
242	10	PAOZZ	4730-00-908-6292	MS35842 14	96906	CLAMP, HOSE: 2 7/16 IN. TO 3 1/2 IN. RANGE	EA	1
242	11	PAOZZ	5310-00-950-0039	MS21044N6	96906	NUT, SELF LOCKING, HEXAGON: 3/8-24 UNF-3B	EA	1
242	12	PAOZZ	2590-00-880-4306	11695635	19207	SHAFT ASSEMBLY, WINCH DRIVE:	EA	1
242	13	PAFZZ	5305-00-267-8978	MS90726 13	96906	SCREW, CAP, HEXAGON HEAD: 1/4-28 UNF-2A, 1 3/4 IN. LG	EA	1
242	14	PAFZZ	2590-00-880-4319	11595623	19207	LEVER: MANUAL CONTROL	EA	1
242	15	PAFZZ	5310-00.877-5796	MS21044N4	96906	NUT, SELF LOCKING, HEXAGON: 1/4-28 UNF-3B	EA	1
242	16	PAFFF	2520-00-880.4544	11621130	19207	POWER TAKEOFF, TRANSMISSION:	EA	1
242	17	PAFZZ	5330-00-079-2120	11620952	19207	GASKET: POWER TAKEOFF	EA	1
242	18	PAFZZ	5310.00-811-3494	MS21044N08	96906	NUT, SELF LOCKING, HEXAGON: 8-32 UNC-3B	EA	8
242	19	PAFZZ	5310.00-809-9544	MS27183-7	96906	WASHER, FLAT: 0.188 IN. ID, 0.375 IN. OD, 0.049 IN. THK	EA	8
242	20	PAFZZ	5310-00-088-0553	MS21044N5	96906	NUT, SELF-LOCKING, HEXAGON: 5/16-24 UNF-3B	EA	1
242	21	PAFZZ	5310-00.081-4219	MS27183 12	96906	WASHER, FLAT: 0.344 IN. ID, 0.688 IN. OD, 0.065 IN. THK	EA	1
242	22	XBFZZ		1169624	19207	SEAL: CONSOLE	EA	1
242	23	XBFZZ		11595625	19207	PLATE:	EA	1
242	24	PAFZZ	5340-00-079.1987	1159636	19207	CLIP, RETAINING: LEVER	EA	1
242	25	PAFZZ	5305-00-984-6196	MS35206 248	96906	SCREW, MACHINE: #8.32 UNC-2A, 7/8 IN. LG	EA	8
242	26	PAFZZ	5305.00-225-9091	MS90726-36	96906	SCREW, CAP, HEXAGON HEAD: 5/16-24 UNF-2A, 1 1/4 IN. LG	EA	1
242	27	PACZZ	5315-00.080-9217	11620945	19207	PIN, STRAIGHT, HEADLESS:	EA	1
242	28	PAOZZ	5305-00.269-2808	MS90726-65	96906	SCREW, CAP, HEXAGON HEAD: 3/8-24 UNF-2A, 1 3/4 IN. LG	EA	1



TA037596

Figure 242. Winch and related parts.

(1) Illustration		(2)	(3)	(4)	(5)	(6)	(7)	(8)
(a) Fig. No.	(b) Item No.	SMR code	National stock No.	Part No.	<i>FSCM</i>	Description Usable On Code	U / M	Qty. inc in unit
						3307-SUPPORT BRACKETS AND RELATED PARTS		
243	1	XBFZZ		11595622	19207	BRACKET: UPPER, LEFT	EA	1
243	2	PAFZZ	5310.00-637-9541	MS35338-46	96906	WASHER, LOCK: 3/8 IN. DIA	EA	10
243	3	PAFZZ	5310-00-761-0654	MS51967-	96906	NUT, PLAIN, HEXAGON: 3/8-16 UNC-2B	EA	10
243	4	PAFZZ	5310.00-809-5998	MS27183-18	96906	WASHER, FLAT: 0.531 IN. ID, 1.062 IN. OD, 0.095 IN. THK	EA	3
243	5	PAFZZ	5305-00-782-9494	MS90725-14	96906	SCREW, CAP, HEXAGON HEAD: 1/4-20 UNC-2A, 2 IN. LG	EA	7
243	6	PAFZZ	5305-00.269-3212	MS90725-61	96906	SCREW, CAP, HEXAGON HEAD: 3/8-16 UNC-2A, 1 1/8 IN. LG	EA	4
243	7	PAFZZ	5310-00-080.6004	MS27183-14	96906	WASHER, FLAT: 0.406 IN. ID 0.812 IN. OD, 0.065 IN. THK	EA	6
243	8	PAFZZ	5305-00-269-3215	MS90725-65	96906	SCREW, CAP, HEXAGON HEAD: 3/8-16 UNC-2A 1 3/4 IN. LG	EA	4
243	9	XBFZZ		11595634	19207	BRACKET: UPPER, RIGHT	EA	1
243	10	XBFZZ		11595619	19207	BRACKET:	EA	1
243	11	PAFZZ	2590-00-432.1335	11595526-1	19207	BRACKET, MOUNTING:	EA	1
243	12	PAFZZ	5310-00-245.3419	MS17829-10C	96906	NUT, SELF LOCKING, HEXAGON: 5/8-11 UNC-3B	EA	2
243	13	PAFZZ	5305-00-858.5558	MS51975-55	96906	SCREW, SHOULDER-SOCKET HEAD, HEXAGON: 5/8-11 UNC-3A , 2 IN. LG	EA	2
243	14	PAFZZ	5310-00-761.3706	MS51967-15	96906	NUT, PLAIN, HEXAGON : 1/4-20 UNC-2B	EA	7
243	15	PAFZZ	5310-00-584-5272	MS35338-48	96906	WASHER, LOCK: 1/2 IN. DIA	EA	8
243	16	XBFZZ		11595620-1	19207	BRACKET:	EA	2
243	17	PAFZZ	5305-00-761-4227	MS90726-111	96906	SCREW, CAP, HEXAGON HEAD: 1/2-20 UNF-2A , 1 1/4 IN. LG	EA	1
243	18	XBFZZ		11595620.2	19207	BRACKET:	EA	1
243	19	PAFZZ	2590-00-001-1251	11595526-2	19207	BRACKET, MOUNTING:	EA	1
243	20	PAFZZ	5305-00-071-2073	MS90728-117	96906	SCREW, CAP, HEXAGON HEAD: 1/2-13 UNC-2B, 2 1/2 IN. LG	EA	4
243	21	XBFZZ		11595621	19207	BRACKET:	EA	1
243	22	PAFZZ	5305-00-269-3211	MS90725-60	96906	SCREW, CAP, HEXAGON: 3/8-16 UNC-2A , 1 IN. LG.	EA	2
243	23	PAFZZ	5310-00-728-6363	MS21078 8	96906	NUT, SELF-LOCKING: 1/2.20 UNJF-3B	EA	1
243	24	PAFZZ	5320-00-810.9378	MS20426A5-9	96906	RIVET, SOLID: AL ALLOY, 5/32 IN. DIA 9/16 IN. LG	EA	2



AT22277

Figure 243. Support brackets and related parts.

(1) Illustration		(2) SMR code	(3) National stock No.	(4) Part No.	(5) FSCM	(6) Description Usable On Code	(7) U S M	(8) QTY inc. in unit
(a) Fig. No.	(b) Item No.							
						3307-WINCH DRIVE, DRUM SHAFT AND RELATED PARTS		
244	1	PAOZZ	4730-00-050-4207	MS15001-4	96906	FITTING, LUBRICATION: 1/4-28 UNS-2A , 90°	EA	1
244	2	XBFZZ		11595752	19207	PLATE:	EA	1
244	3	PAFZZ	6305-00-175-3230	MS21318-14	96906	SCREW, DRIVE: #2, 8 THREADS IN CIRCUMFERENCE, 3/16 IN. LG	EA	4
244	4	PAOZZ	4730-00-050-4203	MS15001-1	96906	FITTING, LUBRICATION: 1/4-28 UNS-2A , 1/2 LG	EA	2
244	5	XBFZZ		11620937	19207	INDICATOR:	EA	1
244	6	PAFZZ	5330-00-291-3275	MS29513-261	96906	PACKING, PREFORMED: 0.139 W, DIA 6.732 IN. ID	EA	1
244	7	PAFZZ	3120.00-741-1802	7411802	19207	BUSHING: SHAFT	EA	3
244	8	PAFZZ	2590-00-880-4346	11620939	19207	SHIFTER FORK: JAW	EA	1
244	9	PAFZZ	5305.00-054-9257	MS51955-1	96906	SETSCREW: 1/4-20 UNC-2A , 3/8 IN. LG	EA	1
244	10	PAFZZ	2590.00-880-4307	11620965	19207	JAW, ENGAGING:	EA	1
244	11	XDFZZ		542667	21450	KEY, MACHINE:	EA	2
244	12	PAFZZ	5310.00-080-9469	11620936	19207	WASHER, FLAT: DURM, LOCATING, WINCH ASSEMBLY	EA	1
244	13	XBFZZ		11620968	19207	DRUM:	EA	1
244	14	PAOZZ	5305-00-724-5884	MS51963-103	96906	SETSCREW: 3/8-16 UNC-3A , 1/2 IN. LG	EA	1
244	15	PAFZZ	2590-00-880-4323	11620960	19207	SHAFT, STRAIGHT:	EA	1
244	16	PAOZZ	5305-00-058-0783	MS51955-16	96906	SETSCREW: 5/16-18 UNC-2A , 3/8 IN. LG	EA	1
244	17	PAOZZ	2520-00-080-6719	11620963	19207	LEVER, TRANSMISSION:	EA	1
244	18	PAOZZ	5330-00-724-4286	MS29513-16	96906	PACKING, PREFORMED: 0.070 IN, W, DIA, 0.614 IN. ID	EA	2
244	19	PAOZZ	5315-00-781-1992	MS20068-96	96906	KEY, MACHINE: 3/16 IN. X 3/16 IN., 3/4 IN. LG	EA	1
244	20	XBFZZ		11620966	19207	SHAFT:	EA	1
244	21	PAFZZ	5315-00-954-3472	MS20068-98	96906	KEY , MACHINE: 3/16 IN. X 3/16 IN., 1 IN. LG	EA	1
244	22	PAFZZ	5315-00-682-1733	MS16555-646	96906	PIN, STRAIGHT, HEADLESS: 1/4 IN. DIA, 3/4 IN. LG	EA	1
244	23	XAFZZ		11620962	19207	HOUSING: NHA 11621129	EA	1
244	24	PAFZZ	5305-00-724.5893	MS61963-81	96906	SETSCREW: 5/16-18 UNC-3A , 1/4 IN. LG	EA	1
244	25	XDFZZ		11620940	19207	SPRING, HELICAL, COMPRESSION:	EA	1
244	26	PAFZZ	3110-00-990-2560	MS19061-7	96906	BALL, BEARING: 1/4 IN. DIA	EA	1

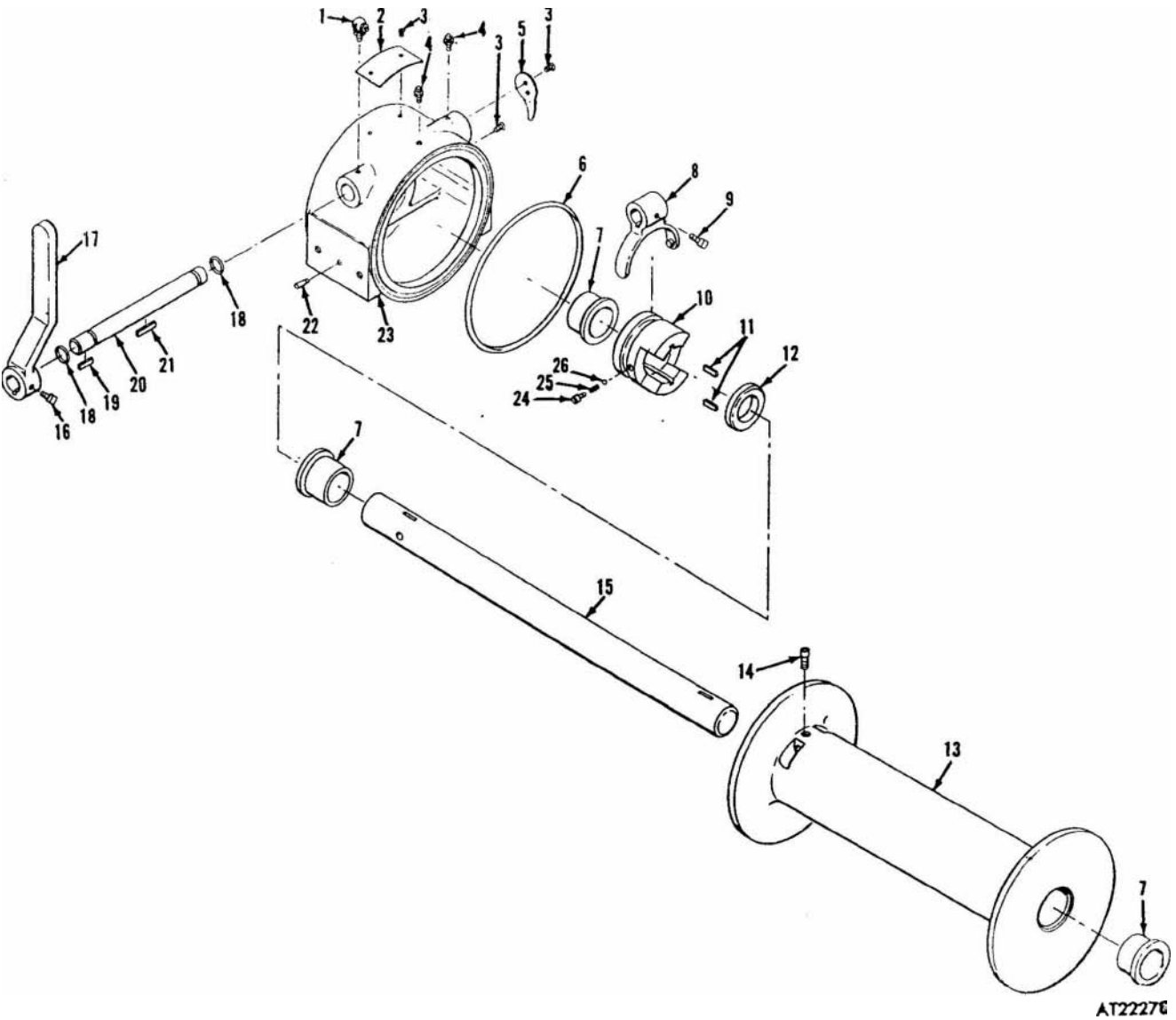
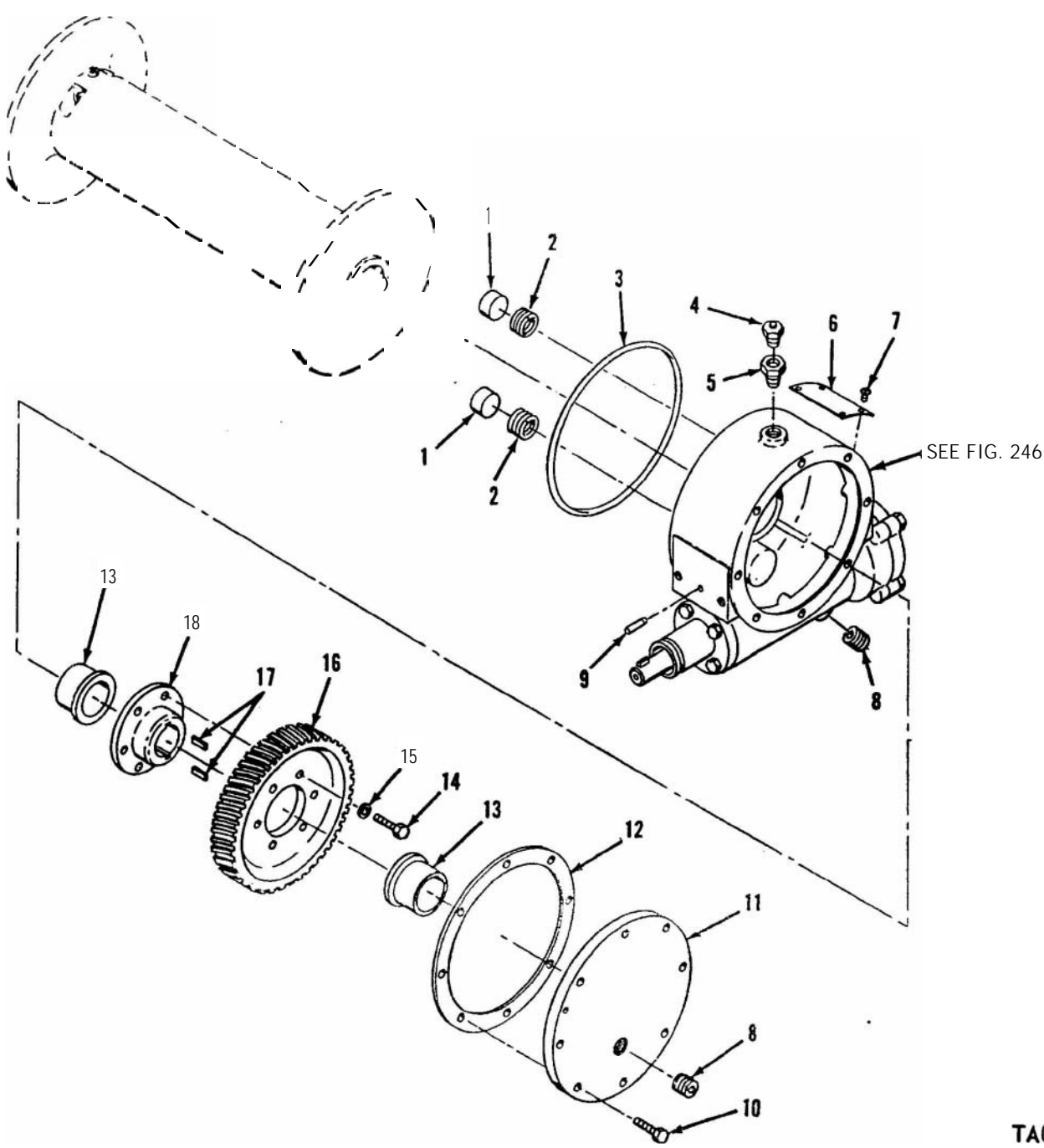


Figure 244. Winch drive, drum shaft and related parts.

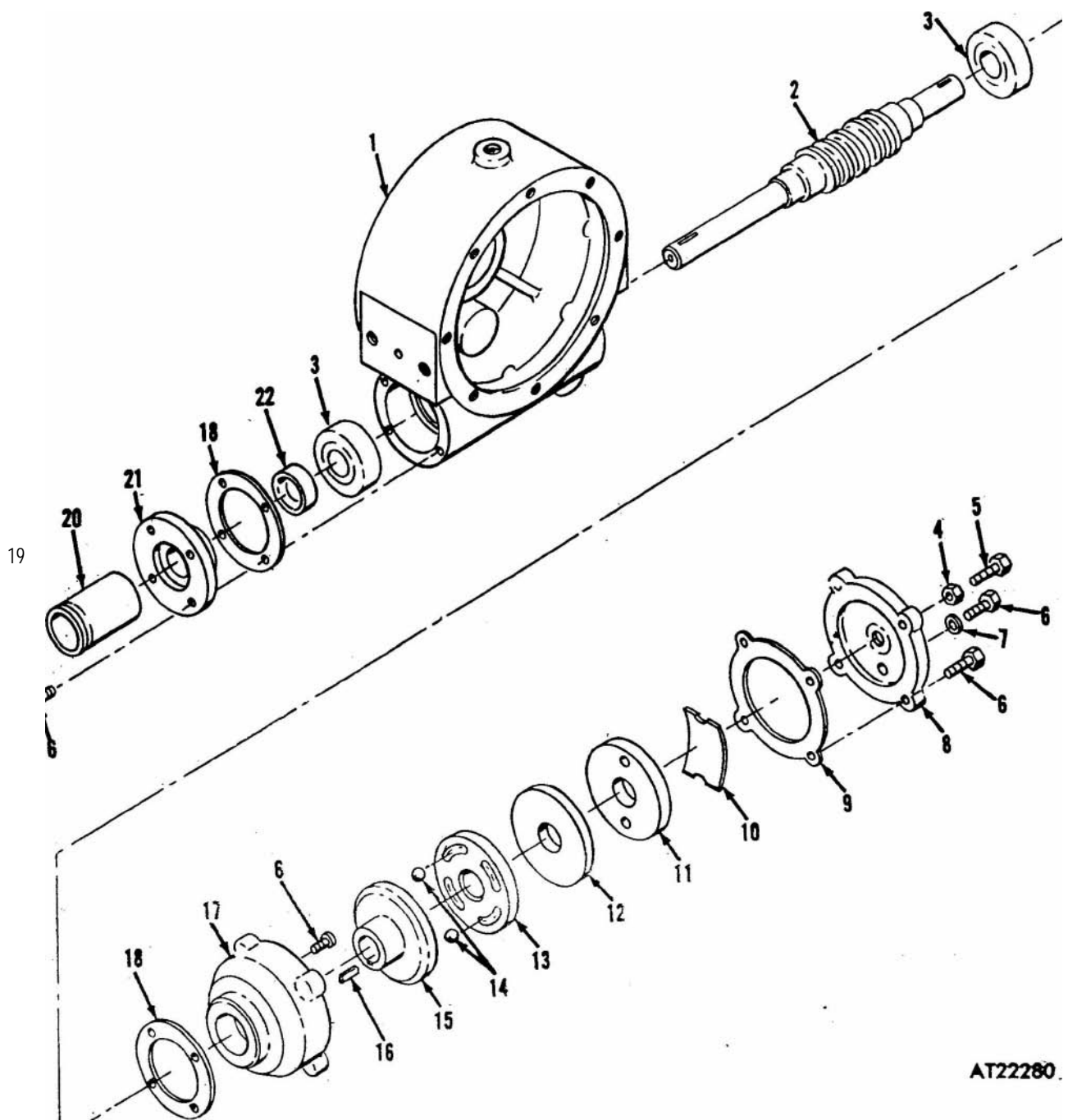
(1) Illustration		(2)	(3)	(4)	(5)	(6)	(7)	(8)
(a) Fig. No.	(b) Item No.	SMR code	National stock No.	Part N.	FSCM	Description Usable On Code	U / M	Qty. inc. in unit
245	1	PAFZZ	3830-00-741.1930	7411930	19207	3307-WINCH BRAKE AND RELATED PARTS	EA	2
245	2	PAFZZ	5360-00-079-1962	11621378	19207	LINING, FRICTION:	EA	2
245	3	PAFZZ	5330-00-291-3275	MS29513-261	96906	SPRING, HELICAL, COMPRESSION:	EA	1
245	4	PAFZZ	4730-00-826-6465	MS35670-261	96906	PACKING, PREFORMED: 0.139 W, DIA, 6.734 IN. ID	EA	1
245	5	PAFZZ	4730-00-331-4576	8486912	18876	FITTING, LUBRICANT: PRESSURE RELIEF: //2 IN. LG	EA	1
245	6	XBFZZ		11595754	19207	BUSHING, PIPE:	EA	1
245	7	PAFZZ	5305-00-175-3230	MS21318 14	96906	PLATE, IDENTIFICATION:	EA	1
						SCREW, DRIVE: #2, 8 THREADS IN CIRCUMFERENCE, 3/16 IN. LG	EA	4
245	8	PAFZZ	4730-00-057-5555	MS49005-6	96906	PLUG, PIPE: 3/8-18 NPT.	EA	2
245	9	PAFZZ	5315-00-6821733	MS16555-646	96906	PIN, STRAIGHT, HEADLESS: 1/4 IN. DIA, 3/4 IN. LG	EA	1
245	10	PAFZZ	5305-00-225-3840	MS90725 7	96906	SCREW, CAP, HEXAGON HEAD: 1/4.20 UNC-2A, 7/8 IN. LG	EA	8
245	11	XBFZZ		11620967	19207	COVER:	EA	1
245	12	PAFZZ	5330-00-080-9105	11620943	19207	GASKET: HOUSING COVER, WORM GEAR	EA	1
245	13	PAFZZ	3120-00-741-1802	7411802	19207	BEARING, SLEEVE:	EA	2
245	14	PAFZZ	5306-00-226-4825	MS90728-32	96906	SCREW, CAP, HEXAGON HEAD: 5/16-18 UNC-2B , 3/4 IN. LG	EA	6
245	15	PAFZZ	5310-00-514.6674	MS35335-34	96906	WASHER, LOCK: 5/16 IN. DIA	EA	16
245	16	PAFZZ	3020-00-880-4314	11620968	19207	GEAR, WORM WHEEL:	EA	1
245	17	PAFZZ	5315-00-741.1927	7411927	19207	KEY, MACHINE:	EA	2
245	18	XBFZZ		11620942	19207	HUB:	<u>EA</u>	1



TA037597

Figure 245. Winch brake and related parts.

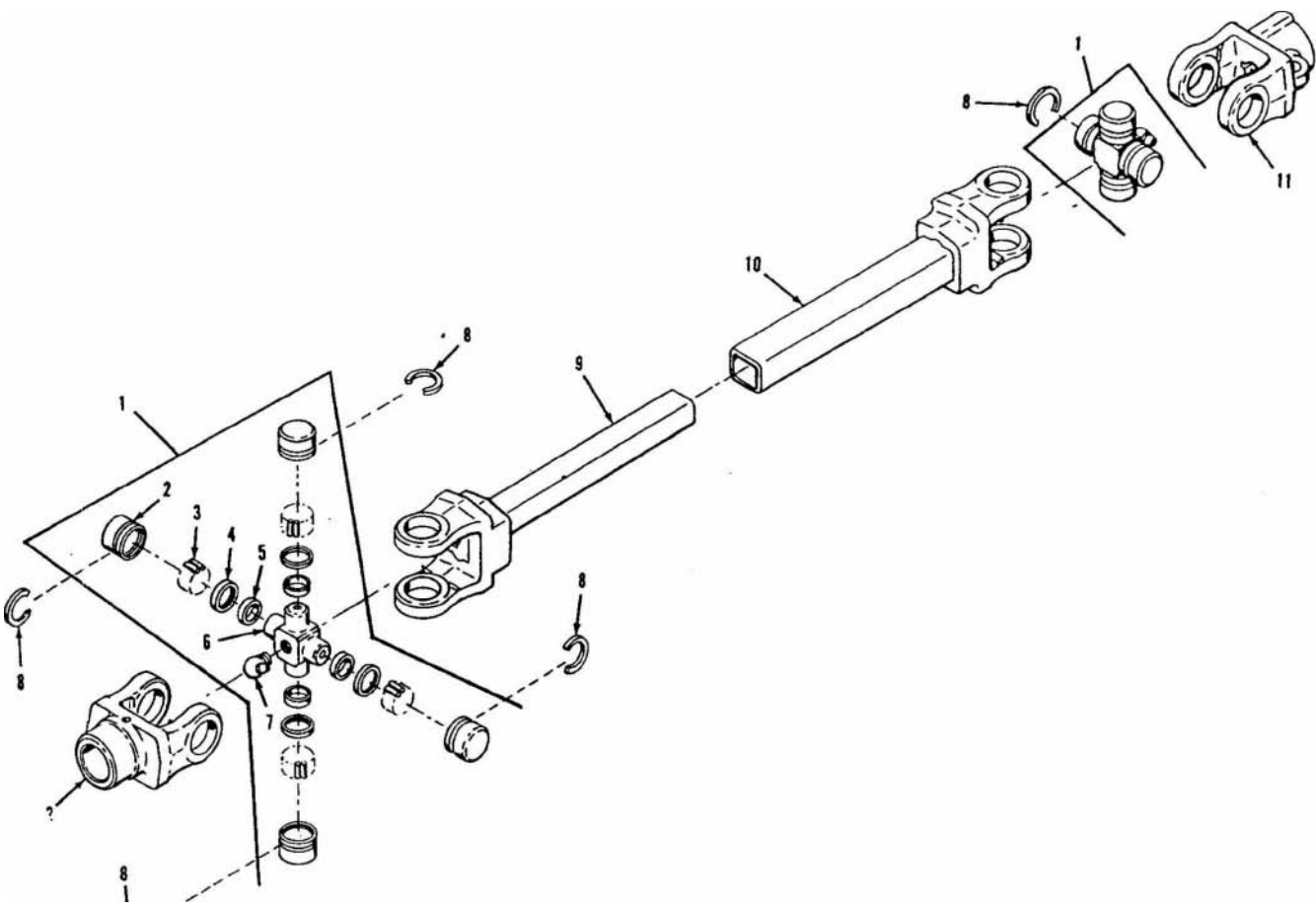
(1) Illustration		(2)	(3)	(4)	(5)	(6)	(7)	(8)
(a) Fig. No.	(b) Item No.	SMR code	National stock No.	Part No.	FSCM	Description Usable On Code	U / M	Qty. inc in unit
246	1	XAFZZ		11620961	91027	3307-GEAR SHAFT, GASKET AND RELATED PARTS	EA	1
246	2	PAFZZ	3040-00-880-4308	11620959	19207	HOUSING: NHA 11621129	EA	1
246	3	PAFZZ	3110-00-554-6077	20304-1	24617	GEARSHAFT, WORM WHEEL:	EA	2
246	4	PAFZZ	5310-00-891-1754	MS35691-18	96906	BEARING, BALL ANNULAR:	EA	1
246	5	PAFZZ	5305-00.269-3213	MS90725-62	96906	NUT, PLAIN, HEXAGON: 3.8-16 UNC-2B	EA	1
						SCREW, CAP, HEXAGON HEAD: 3/8-16 UNC-2A, 1 1/4 IN. LG	EA	1
246	6	PAFZZ	5305.00-068-0502	MS90725-6	96906	SCREW, CAP, HEXAGON HEAD: 1/4-20 UNC-2A, 3/4 IN. LG	EA	13
246	7	PAFZZ	5310-00-543-2009	MS15795 710	96906	WASHER, FLAT: AL ALLOY, 0.281 IN. ID, 0.625 IN. OD, 0.065 IN. THK	EA	2
						COVER:	EA	1
246	8	XBFZZ		11620957	19207	GASKET: COVER, BRAKE HOUSING	EA	1
246	9	PAFZZ	5330.00-080-9201	11620936	19207	SPRING: SPECIAL, BRAKE	EA	1
246	10	PAFZZ	5340-00-079-1948	11620934	19207	PLATE:	EA	1
246	11	XAFZZ		11620932	19207	LINING, FRICTION: BRAKE	EA	1
246	12	PAFZZ	2520-00-080-6718	11620933	19207	PLATE	EA	1
246	13	XBFZZ		11620931	19207	BALL, BEARING: 3/8 IN. DIA	EA	2
246	14	PAFZZ	3110-00-142-6040	MS19061-11	96906	HUB:	EA	1
246	15	XBFZZ		11620930	19207	KEY, MACHINE: 3/16 IN. X 3/16 IN., 1 IN. LG	EA	1
246	16	PAFZZ	5315-00-954-3472	MS20068-98	96906	HOUSING:	EA	1
246	17	XBFZZ		11620964	19207	GASKET: COVER, HOUSING	EA	2
246	18	PAFZZ	5330-00-080-9104	11620929	19207	KEY, MACHINE: 1/4 IN. X 1/4 IN., 1 IN. LG	EA	1
246	19	PAFZZ	5315-00.998-8172	MS20068-169	96906	SLEEVE:	EA	1
246	20	XBFZZ		11595617	19207	CAP:	EA	1
246	21	XBFZZ		11620928	19207	SEAL, PLAIN, ENCASED:	EA	1
246	22	PAFZZ	5330-00-737-8006	7013688	19207			



AT22280

Figure 246. Gear shaft, gasket and related parts.

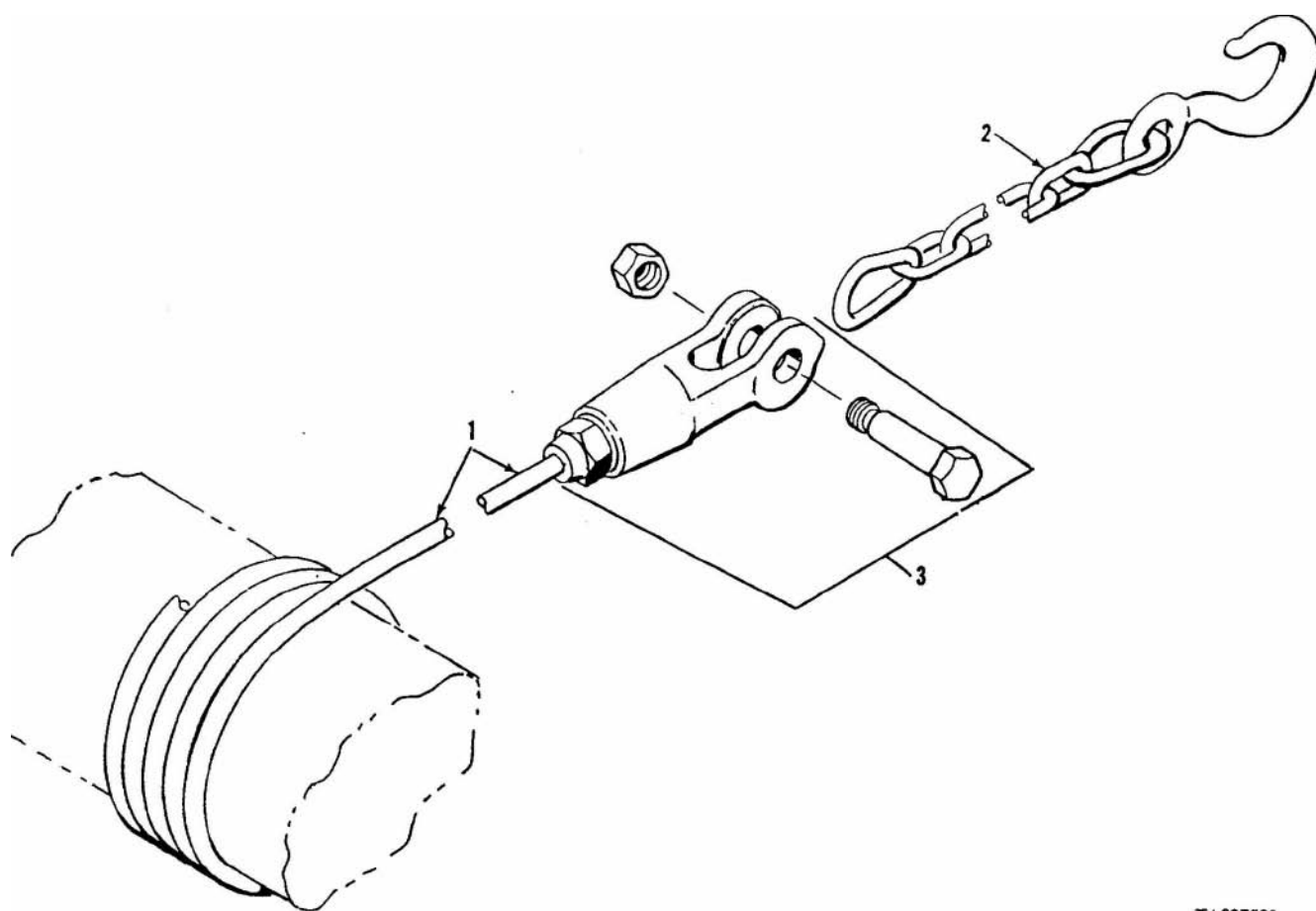
(1) Illustration		(2)	(3)	(4)	(5)	(6)	(7)	(8)
(a) Fig. No.	(b) Item No.	SMR code	National stock No.	Part No.	FSCM	Description Usable On Code	U M	Qty inc in unit
247	1	KFOZZ	4730-00-172-0031	11621510	19207	3307—SHAFT ASSEMBLY SPIDER: PART OF KIT 6703901	EA	2
247	2	KFOZZ		11621327	19207	BEARING: UNIVERSAL JOINT ASSEMBLY. PART OF KIT 6703901	EA	8
247	3	KFOZZ		MS19065-13	96906	BEARING: UNIVERSAL JOINT ASSEMBLY, PART OF KIT 5703901	EA	200
247	4	KFOZZ		11621332	19207	RETAINER: UNIVERSAL JOINT ASSEMBLY, PART OF KIT 5703901	EA	8
247	5	KFOZZ		11621329	19207	WASHER: UNIVERSAL JOINT ASSEMBLY, PART OF KIT 5703901	EA	8
247	6	KFOZZ		11621330	19207	SPIDER: UNIVERSAL JOINT ASSEMBLY, PART OF KIT 5703901	EA	2
247	7	PAOZZ		MS15003-5	96906	FITTING, LUBRICATION: 1/8 NPTF, 65°, PART OF KIT 5703901	EA	2
247	8	KFOZZ		11621509	19207	RING, LOCK: PART OF KIT 5703901	EA	8
247	9	XAOZZ		11621512	19207	SHAFT: NHA 11595635	EA	1
247	10	XAOZZ		11621511	19207	SHAFT: NHA 11595635	EA	1
247	11	XAOZZ		11621413	19207	YOKE: NHA 11595635	EA	1
247	12	XAOZZ		11621328	19207	YOKE: NHA 11595635	EA	1
247	—	PAOZZ	2520-00-176-3294	5703901	19207	PARTS KIT, UNIVERSAL JOINT: COMPOSED OF	EA	2
247	1					SPIDER:	EA	1
247	2					BEARING:	EA	8
247	3					BEARING:	EA	200
247	4					REATAINER:	EA	8
247	5					WASHER:	EA	8
247	6					SPIDER:	EA	2
247	7					FITTING, LUBRICATION:	EA	2
247	8					RING, LOCK:	EA	4



AT22281

Figure 247. Shaft assembly.

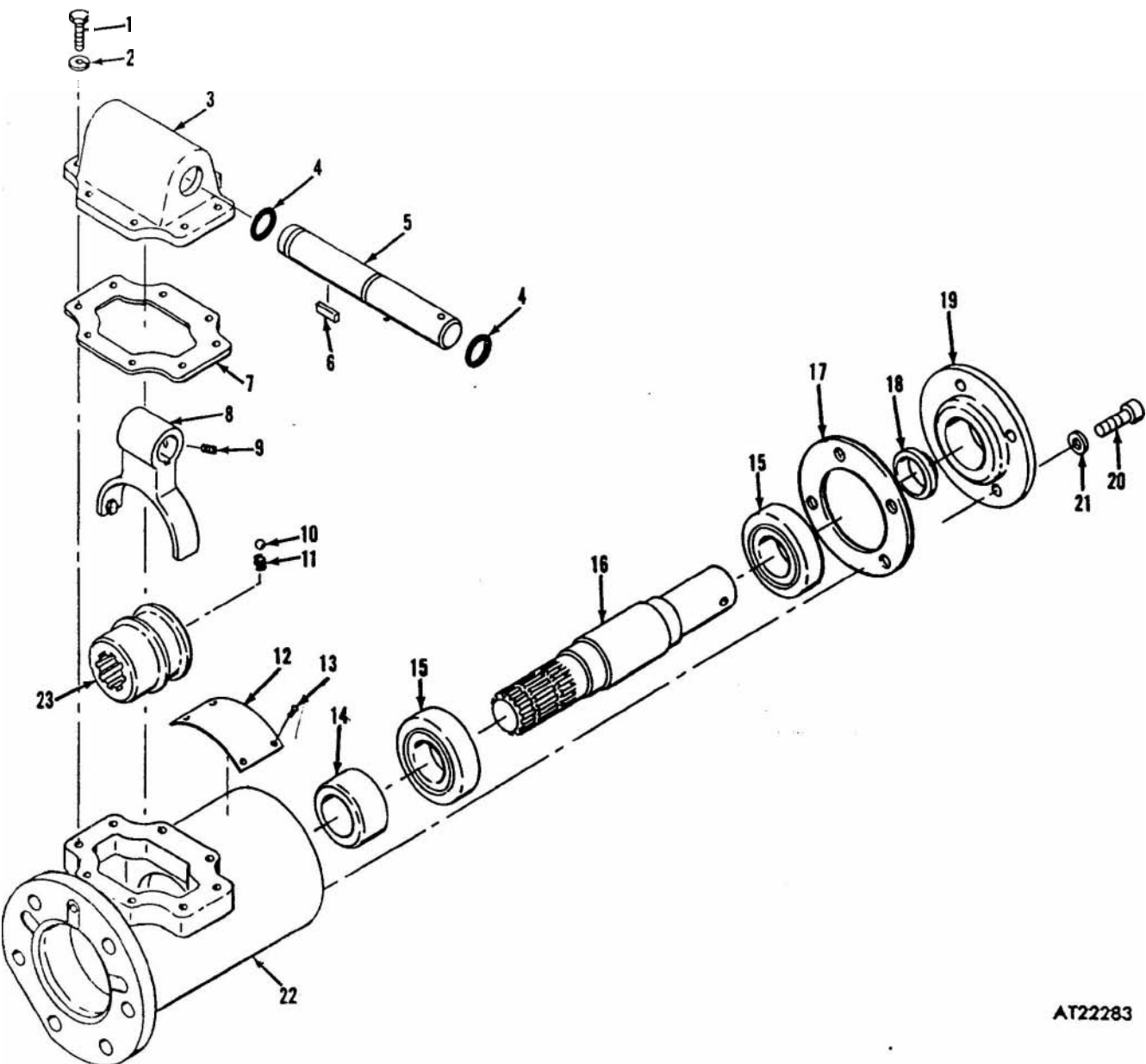
(1) Illustration		(2)	(3)	(4)	(5)	(6)	(7)	(8)
(a) Fig. No.	(b) Item No.	SMR code	National stock No.	Part No.	FSCM	Description Usable On Code	U / M	Qty in unit
248	1	MOOZZ	2540-00-368-501	11595616-1	19207	3307—WIRE ROPE ASSEMBLY WIRE ROPE ASSEMBLY: FABRICATE FROM, 1-ROPE, WIRE, 150 FT. LG, NSN 4010-00-274-6830 (SEE GROUP 9501) CHAIN ASSEMBLY: CLEVIS ASSEMBLY:	EA	1
248	2	PAOZZ		7717030	19207		EA	1
248	3	XDOZZ		7071880-2	19207		EA	1



TA037598

Figure 20. Wire rope assembly.

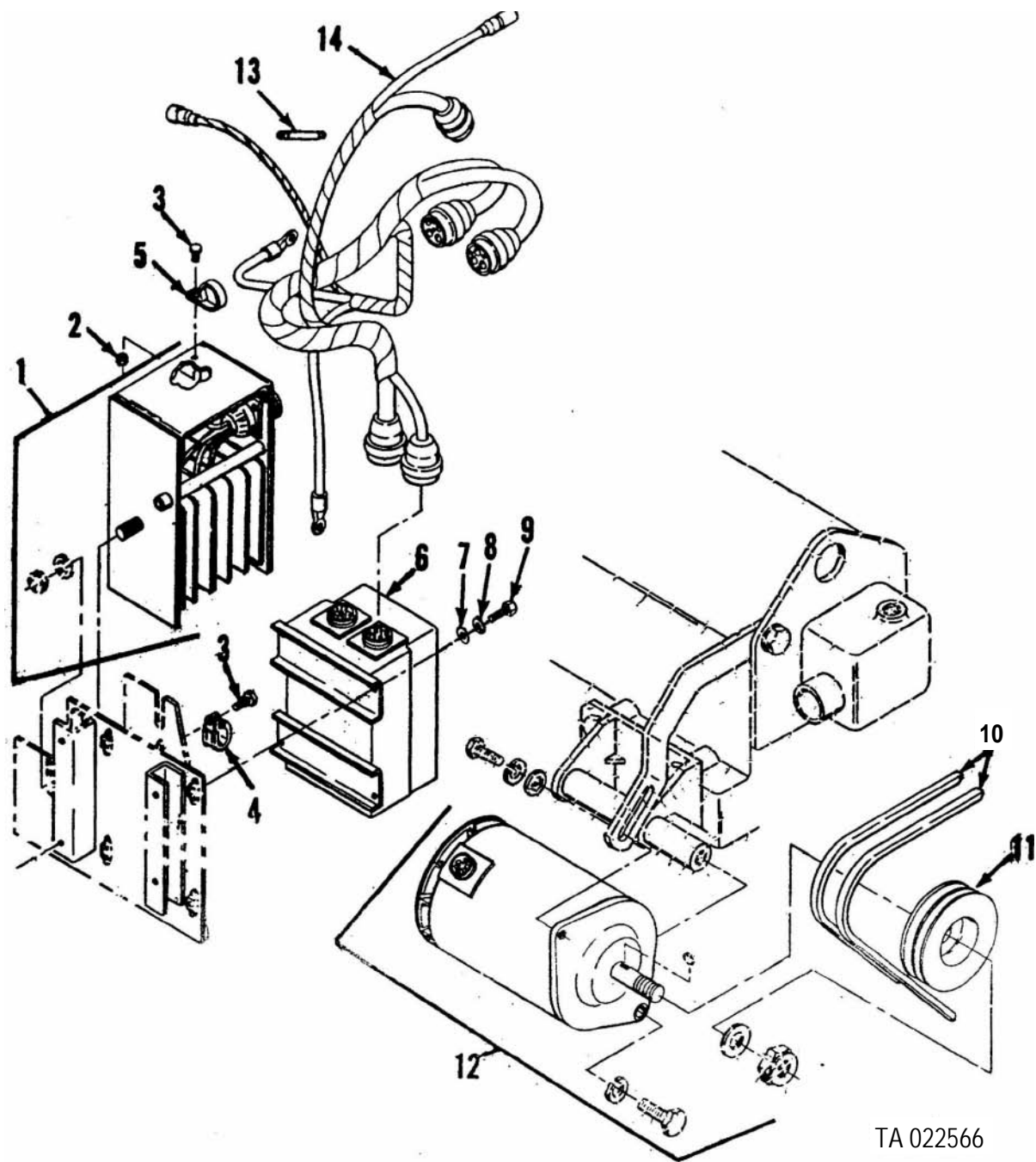
(1) Illustration		(2)	(3)	(4)	(5)	(6)	(7)	(8)
(a) Fig. No.	(b) Item No.	SMR code	National stock No.	Part No.	FSCM	Description Usable On Code	U / M	Qty inc. in unit
249	1	PAFZZ	5305-00-225-3839	MS90725-8	96906	SCREW, CAP, HEXAGON HEAD: 1/4 - 20 UNC-2A 1 IN. LG	EA	8
249	2	PAFZZ	5310-00-407-9566	MS35338-45	96906	WASHER, LOCK: 5/16 IN. DIA	EA	8
249	3	XBFZZ		11620954	19207	HOUSING:	EA	1
249	4	PAFZZ	5330-00-724-4286	MS29513-16	96906	PACKING, PREFORMED: 0.070 IN. W, DIA, 0.614 IN. ID	EA	2
249	5	XBFZZ		11620951	19207	SHAFT:	EA	1
249	6	PAFZZ	5315-00-781-1992	MS20068-96	96906	KEY , MACHINE: 3/16 IN. X 3/16 IN., 3/4 IN. LG	EA	1
249	7	PAFZZ	6330-00-079-1985	11620955	19207	GASKET: HOUSING	EA	1
249	8	PAFZZ	2590-00-880-4324	11620953	19207	SHIFTER, FORK: CLUTCH	EA	1
249	9	PAFZZ	5305-00-724-5893	MS51963-81	96906	SETSCREW: 5/16-18 UNC-3A , 1/4 IN. LG	EA	1
249	10	PAFZZ	3110-00-900-2560	MS19061-7	96906	BALL, BEARING: 1/4 IN. DIA	EA	1
249	11	PAFZZ	5360-00-079-1963	11621850	19207	SPRING, HELICAL, COMPRESSION: SHIFT LOCK	EA	1
249	12	XBFZZ		11596753	19207	PLATE:	EA	1
249	13	PAFZZ	6305-00-175-3230	MS21318-14	96906	SCREW, DRIVE: #2, 8 THREADS IN CIRCUMFERENCE 3/16 IN. LG	EA	4
249	14	XBFZZ		11620948	19207	SPACER:	EA	1
249	15	PAFZZ	3110-00-554-3197	206-M	29337	BEARING, BALL, ANNULAR: OUTPUT SHAFT	EA	2
249	16	PAFZZ	2590-00-880-4320	11620950	19207	SHAFT, SHOULDERED: OUTPUT	EA	1
249	17	PAFZZ	5330-00-080-7287	11620949	19207	GASKET: RETAINER, HOUSING	EA	1
249	18	PAFZZ	5330-00-286-6815	606836	24617	SEAL, PLAIN ENCASED: SHAFT, OUTPUT	EA	1
249	19	XBFZZ		11620947	19207	RETAINER:	EA	1
249	20	PAFZZ	5305-00-983-6621	MS16997-80	96906	SCREW, CAP, SOCKET HEAD: 5/16-18 UNC-3A , 1 IN. LG	EA	4
249	21	PAFZZ	5310-00-407-9566	MS35338-45	96906	WASHER, LOCK: 5/16 IN. DIA	EA	4
249	22	XAFZZ		11620944	19207	HOUSING: NHA 11621130	EA	1
249	23	PAFZZ	2590-00-880-4309	11620946	19207	CLUTCH, SLIDING SLEEVE:	EA	1



AT22283

Figure 249. Power take-off assembly.

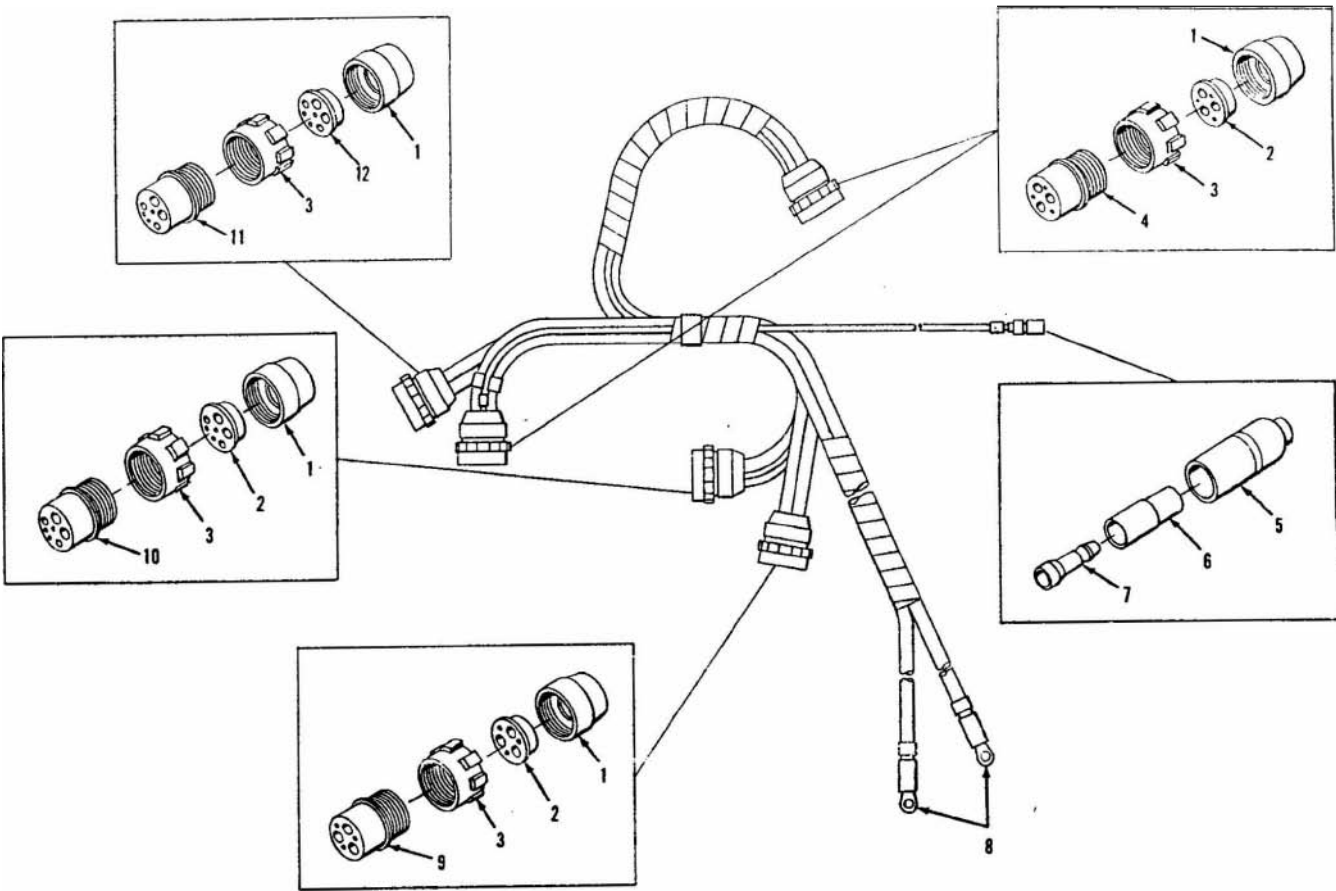
(1) Illustration		(2)	(3)	(4)	(5)	(6)	(7)	(8)
(a) Fig. No.	(b) Item No.	SMR code	National stock No.	Part No.	FSCM	Description Usable On Code	U / M	Qty. in unit
250	1	PAOZZ	5961-00-856-1316	10906314	19207	3307-100 AMPERE ALTERNATOR INSTALLATION	EA	1
250	2	PAOZZ	5310-00.061-7326	MS21045-3	96906	SEMI CONDUCTOR DEVICE, DIODE:	EA	1
250	3	PAOZZ	5305-00-989.7434	MS35207-263	96906	NUT, SELF-LOCKING, HEXAGON: 10-32 UNF-3B	EA	2
250	4	PAOZZ	5340-00-926-5449	MS21334-28	96906	SCREW, MACHINE: #10-32 UNF-2A, 1/2 IN. LG	EA	1
250	5	PAOZZ	5340.00-057-2904	MS21333-71	96906	CLAMP, LOOP: CUSHIONED, 1/2 IN. DIA	EA	1
						CLAMP LOOP: CUSHIONED, NOM DIA, 0.500 IN., PART OF KIT 11660168		
250	6	PAOFF	2920-00-900-7993	10947439	19207	REGULATOR, ENGINE GENERATOR: PART OF KIT 11660168	EA	1
250	7	PAOZZ	5310.00-014-5850	MS27183-42	96906	WASHER, FLAT: 0.219 ID, 0.500 OD, 0.049 THK, PART OF KIT 11660168	EA	4
250	8	PAOZZ	5310-00-045-3296	MS35338-43	96906	WASHER, LOCK: #10, PART OF KIT 11660168	EA	4
250	9	PAOZZ	5306.00-495-7742	MS9518-06	96906	BOLT MACHINE: 10-32 UNJF-3A	EA	4
250	10	PAOZZ	3030.00-763-0746	11601646-1	19207	BELTS, V, MATCHED SET:	ST	1
250	11	PAOZZ	3020-00-051-1687	11594551	19207	PULLEY, GROOVE:	EA	1
250	12	PAOFF	2920-00-782-1955	10947517	19207	GENERATOR, ENGINE ACCESSORY: 100 AMP (REFER TO TM9-2920-225 34P FOR REPAIR PARTS)	EA	1
250	13	PAOZZ	6975-00.074-2072	MS17821-1-9	96906	STRAP, TIEDOWN: ELECTRICAL COMPONENTS, PART OF KIT 11660168	EA	3
250	14	PAOFF	2590-00-001.7856	11660170	19207	WIRING HARNESS, BRANCHED: PART OF KIT 11660168	EA	1
250	—	PAFZZ	2920-00-350-9402	11660168	19207	KIT ALTERNATOR, INSTALLATION: COMPOSED OF	EA	1
250	5					CLAMP LOOP:	EA	1
250	6					REGULATOR, ENGINE GENERATOR:	EA	1
250	7					WASHER, FLAT:	EA	4
250	8					WASHER, LOCK:	EA	4
250	13					STRAP, TIEDOWN: ELECTRICAL COMPONENTS	EA	3
250	14					WIRING HARNESS, BRANCHED:	EA	1



TA 022566

Figure 250. 100 ampere alternator.

(1) flu tration		(2)	(3)	(4)	(5)	(6)	(7)	(8)
(a) Fig. No.	(b) Item No.	SMR code	National stock No.	Part No.	FSCM	Description Usable On Code	U / M	Qty. nc. in unit
251	1	PAFZZ	5310-00-393-6685	7723309	19207	3307-WIRING HARNESS - 100 AMPERE ALTERNATOR NUT, BUSHING RETAINER, ELECTRICAL CONNECTOR: ALTERNATOR PLUG (1) SEMINCONDUCTOR DEVICE PLUG (2) REGULATOR PLUG (2)	EA	5
251	2	PAFZZ	5365-00-811-0948	8708784	19207	BUSHING, RUBBER: ALTERNATOR PLUG (1), REGULATOR PLUG (2), SEMICONDUCTOR DEVICE PLUG (1)	EA	4
251	3	PAFZZ	5975-00-771-6634	7716634	19207	NUT, COUPLING, ELECTRICAL CONDUIT: ALTERNATOR PLUG (1), REGULATOR PLUG (2), SEMICONDUCTOR DEVICE PLUG (2)	EA	5
251	4	PAFZZ	5936-00-730-7325	8724262	19207	CONNECTOR, PLUG, ELECTRICAL: ALTERNATOR PLUG (1), REGULATOR PLUG (1)	EA	2
251	6	PAFZZ	5935-00-833-8561	8338561	19207	SHELL, ELECTRICAL CONNECTOR: IGNITION LEAD	EA	1
251	6	PAFZZ	6970-00-833-8662	8338562	19207	INSULATOR, BUSHING: IGNITION LEAD	EA	1
251	7	PAFZZ	5940-00-399-6676	8338664	19207	TERMINAL ASSEMBLY: IGNITION LEAD	EA	1
251	8	PAFZZ	5940-00-557-4338	MS25036 125	96906	TERMINAL, LUG: 3/8 IN. STUD, 1.879 IN. LG, STARTER LEAD (1), GROUND LEAD (1)	EA	2
251	9	PAFZZ	5935-00-537.0167	8724261	19207	SHELL, ELECTRICAL, CONNECTOR: SEMICONDUCTOR DEVICE PLUG	EA	1
251	10	PAFZZ	5935-00-081-0401	8724260	19207	CONNECTOR, PLUG, ELECTRICAL: SEMICONDUCTOR DEVICE PLUG	EA	1
251	11	PAFZZ	6935-00.081-0400	8724259	19207	CONNECTOR, PLUG, ELECTIRCAL: REGULATOR PLUG	EA	1
251	12	PAFZZ	5325-00-678-8435	8724264	19207	GROMMET, RUBBER: SEMICONDUCTOR DEVICE PLUG	EA	1

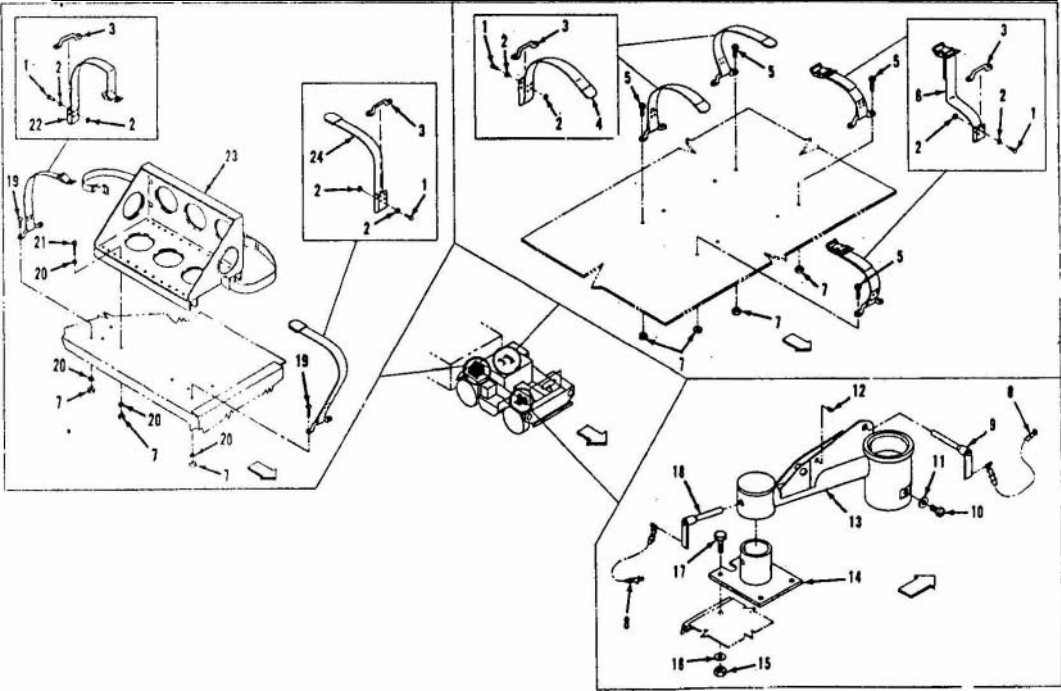


AT22286

Figure 251. Wiring harness-100 ampere alternator.

(1) Illustration		(2)	(3)	(4)	(5)	(6)	(7)	(8)	
(a) Fig. No.	(b) Item No.	SMR code	National stock No.	Part No.	FSCM	Description Usable On Code	U / M	Qty. inc. in unit	
252	—	PAFZZ	2590-00-050-8810	11595644	19207	3307-7.62 MACHINE GUN MOUNT AND RACK INSTALLATION KIT: MOUNT AND RACK, 7.62 MACHINE GUN, COMPOSED OF	BA	EA	1
252	1	PAFZZ	5320.00-264-0236	7027863	19207	RIVET, TUBULAR: ENGINE COVER LOOPS (16), STRAPS TO FENDER (8)	BA	EA	24
252	2	PAFZZ	5310-00-983-8483	MS27183-5	96906	WASHER, FLAT: 0.156 IN. ID, 0.312 IN. OD, 0.035 IN. THK	BA	EA	48
252	3	PAFZZ	5340-00.916-6539	MS51939-2	96906	LOOP, STRAP FASTENER: 1 1/2 IN. STRAP SIZE, 3 3/4 IN. LG	BA	EA	6
252	4	MFFZZ		11595614.2	19207	STRAP, WEBBING: FABRICATE FROM, 2 CLIP, END, STRAP, NSN 5340-00-333.6060, 22 IN. WEBBING, TEXTILE, NSN 8305-00-263-2479, 8 RIVETS, NSN 5320-00-264-0236, AND 16 WASHERS, NSN 5310-00-983-8483 (SEE GROUP 9501)	BA	EA	2
252	5	PAFZZ	6305-00-989.7434	MS35207-263	96906	SCREW, MACHINE: 10-32 UNF-2A , 1/2 IN. LG	BA	EA	8
252	6	MFFZZ		115956154	19207	STRAP, WEBBING: FABRICATE FROM, 2 BUCKLE, NSN 5340-00-297-6637 , 8 INCHES, WEBBING,. TEXTILE, NSN 8305-00-263-2479, 8 RIVETS, NSN 5320-00-264-0236 , AND 16 WASHERS, NSN 5310-00-983-8483 (SEE GROUP 9501)	BA	EA	2
252	7	PAFZZ	5310-00-877-5797	MS21044N3	96906	NUT, SELF-LOCKING, HEXAGON: 10-32 UNF-3B	BA	EA	20
252	8	PAOZZ	4010.00-290-4352	RRC271	81348	'CHAIN, WELDLESS: TYPE 2, CLASS 3, STEEL	BA	EA	15
252	9	PAOZZ	5340.00-763-9287	MS17986C845	96906	PIN, QUICK RELEASE: 1/2 IN. DIA, 4-1/2 IN. LG	BA	EA	1
252	10	PAOZZ	5305-00-760-7712	11595576	19207	SETSCREW:	BA	EA	1
252	11	PAOZZ	5310-00-011-5093	MS35338-65	96906	WASHER, LOCK: 3/8 IN. DIA	BA	EA	1
252	12	PAOZZ	4030.00-954-8801	MS87006-43	96906	HOOK, CHAIN: 0.120 IN. DIA, 1.7/16 IN. REACH MOUNT:	BA	EA	1
252	13	XBOZZ		11595563	19207		BA	EA	1
252	14	XBOZZ		11595660	19207	BASE:	BA	EA	1
252	15	PAOZZ	5310-00-088-0553	MS21044N5	96906	NUT, SELF-LOCKING, HEXAGON: 5/16-24 UNF- 3B	BA	EA	4
252	16	PAOZZ	5310-00-087-7493	MS27183-13	96906	WASHER, FLAT:	BA	EA	4
252	17	PAOZZ	5306-00-225-9090	MS90726-35	96906	SCREW, CAP, HEXAGON HEAD: 5/16-24 UNF- 2A, 1 1/8 IN. LG	BA	EA	4
252	18	XDOZZ		MS17986C831	96906	PIN, QUICK RELEASE: 1/2 IN. DIA, 3.1 IN. LG	BA	EA	1
252	19	PAOZZ	5305-00-995.3444	MS35207-266	96906	SCREW, MACHINE: 10-32 UNF-2A , 7/8 IN. LG	BA	EA	4
252	20	PAOZZ	5310.00-809-8546	MS27183-8	96906	WASHER, FLAT: 0.219 IN. ID, 0.438 IN. OD, 0.049 IN. THK	BA	EA	20
252	21	PAOZZ	5305.00-995-3442	MS35207-268	96906	SCREW, MACHINE: 10-32 UNF-2A , 1 1/4 IN. LG	BA	EA	8

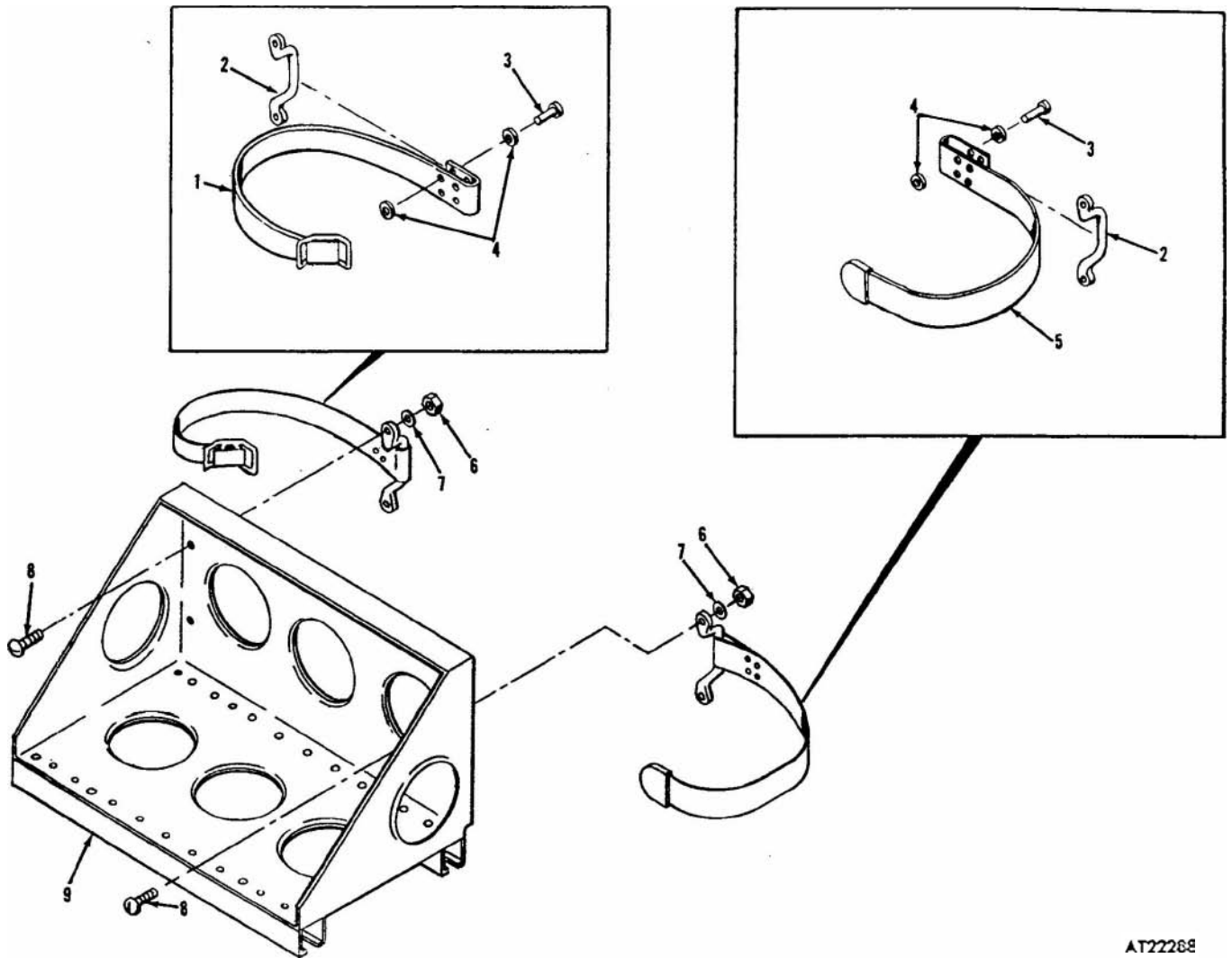
(1) Illustration		(2) SMR code	(3) National stock No.	(4) Part No.	(5) FSCM	(6) Description Usable On Code	(7) U / M	(8) Qty inc in unit
(a) Fig. No.	(b) Item No.							
252	22	MFFZZ		11595615-2	19207	STRAP, WEBBING: FABRICATE FROM, 1 BUCKLE, NSN 5340-00-287 6637, 16 INCHES WEBBING, TEXTILE, NSN 8305-00-263-2479, 4 RIVET, NSN 5320.00-264-0236, AND 8 WASHERS, NSN 5310-00-983-8483 (SEE GROUP 9501)	BA EA	1
252	23	XBFZZ		11595483	19207	RACK ASSEMBLY:	BA	1
252	24	MFFZZ		11595614.3	19207	STRAP, WEBBING: FABRICATE FROM, 1 CLIP, END, STRAP, NSN 5340-00-333-6060, 36 IN. WEBBING, TEXTILE, NSN 8305-00-263.2479, 4 RIVET, NSN 5320-00-264-0236, AND 8 WASHERS, NSN 5310-00-983-8483 (SEE GROUP 9501)	BA EA	1



AT22287

Figure 252. 7.62 machine gun mount and rack.

(1) Illustration		(2)	(3)	(4)	(5)	(6)	(7)	(8)	
Fig No.	(b) Item No.	SMR code	National stock No.	Part No.	FSCM	Description Usable On Code	U / M	Qty inc in unit	
253	1	MFFZZ		11595615.3	19207	3307-7.62 MACHINE GUN INSTALLATION KIT STRAP, WEBBING: FABRICATE FROM, 1 BUCKLE, NSN 5340-00-297-6637, 22 INCHES WEBBING, TEXTILE, NSN 8305-00-263-2479, 4 RIVETS, NSN 5320-00-264-0236, AND 8 WASHERS, NSN 5310.00-983-8483 (SEE GROUP 9501)	BA	EA	1
253	2	PAFZZ	5340-00-916-6539	MS51939-2	96906	LOOP, STRAP FASTENER: 1 1/2 IN. STRAP, 3 3/4 IN. LG	BA	EA	2
253	3	PAFZZ	5310.00-264-0236 I	7027863	19207	RIVET, TUBULAR:	BA	EA	8
253	4	PAFZZ	5310.00-983-8483	MS27183-5	96906	WASHER, FLAT: 0.156 IN. ID, 0.312 IN. OD, 0.035 IN. THK	BA	EA	16
253	5	MFFZZ		11595614-3	19207	STRAP, WEBBING: FABRICATE FROM, 1 CLIP, END, STRAP, NSN 5340-00-333.6060, 36 INCHES WEBBING, TEXTILE, NSN 8305-00-623-2479, 4 RIVETS, NSN 5320-00-264-0236, AND 8 WASHERS, NSN 5310-00-983-8483 (SEE GROUP 9501)	BA	EA	1
253	6	PAFZZ	5310-00-877-5797	MS21044N3	96906	NUT, SELF-LOCKING, HEXAGON: 10-32 UNF-3B	BA	EA	4
253	7	PAFZZ	5310-00-809-8546	MS27183-2	96906	WASHER, FLAT: 0.219 IN. ID, 0.438 IN. OD, 0.049 IN. THK	BA	EA	4
253	8	PAFZZ	5305-00-989-7435	MS35207-264	96906	SCREW, MACHINE: 10-32 UNF-2A, 5/8 IN. LG	BA	EA	4
253	9	XBFZZ		11595483-1	19207	RACK:	BA	EA	1



AT22288

Figure 253. 7.62 machine gun installation kit.

(1) Illustration		(2) SMR code	(3) National stock No.	(4) Part No.	(5) FSCM	(6) Description Usable On Code	(7) U M	(8) Qty. inc in unit
(a) Fig. No.	0:0 Item No.							
254		PAOZZ	2540-00-168-2853	11644660	19207	3307—SURFING KIT INSTALLATION (USMC ONLY) SURFING KIT, VEHICULAR: SPECIAL PURPOSE, (USMC ONLY) COMPOSED OF	EA	1
254	1	XBOZZ		11644651	19207	HANDLE	EA	2
254	2	XBOZZ		11644652	19207	BOLT, HOOK	EA	2
254	3	XAOZZ		11644662	19207	HEADBOARD ASSEMBLY	EA	1
254	4	XAOZZ		11644661-2	19207	SIDEBOARD ASSEMBLY. RIGHT SIDE	EA	1
254	5	XBOZZ		11653598	19207	PLATE, INSTRUCTION	EA	1
254	6	PAOZZ	5305-00-954-5207	MS24621-8	96906	SCREW, TAPPING, THREAD CUTTING: #4-24, 1/4 IN. LG	EA	4
254	7	PAOZZ	5340-00-543-3477	8690468	19207	STRAP, WEBBING:	EA	4
254	8	PAOZZ	5310-00.889-2606	MS35425 42	96906	NUT, PLAIN, WING: 3/8-16 UNC-2B	EA	2
254	9	XDOZZ		MS16207-50	96906	BOLT, SQUARE NECK: 3/8.16 UNC-2A, 2 3/4 IN LG	EA	2
254	10	XAOZZ		11644661.1	19207	, SIDEBOARD ASSEMBLY. LEFT SIDE	EA	1
254	11	XBOZZ		11644711	19207	BRACKET	EA	2
254		XBOZZ		11644664	19207	KIT SURFING INSTALLATION STOWAGE INSTRUCTIONS	EA	1

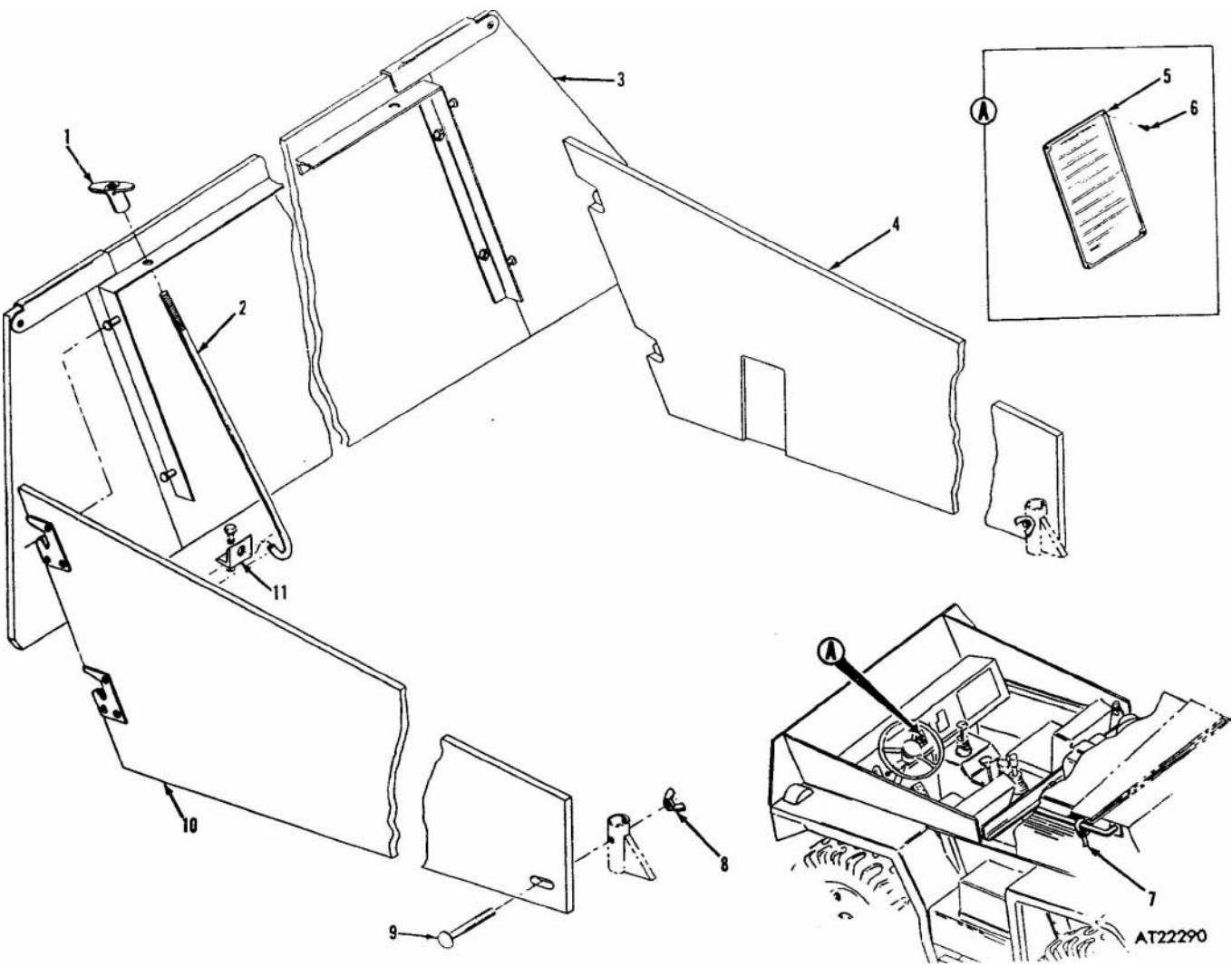
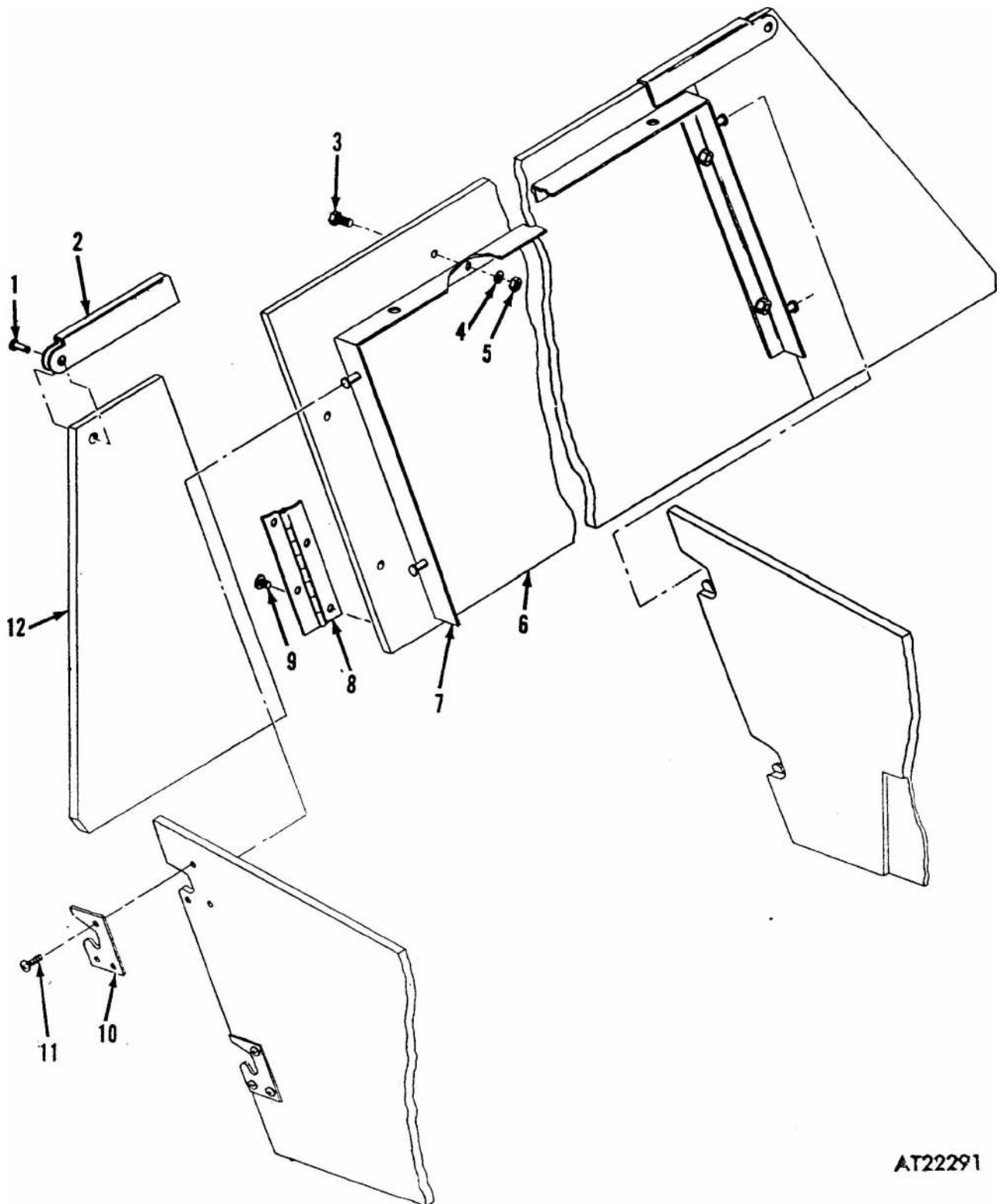


Figure 254. Surfing kit (USMC only).

(1) Illustration		(2)	(3)	(4)	(5)	(6)	(7)	(8)
(a) Fig. No.	(b) Item No.	SMR code	National stock No.	Part No.	FSCM	Description Usable On Code	U / M	Qty. inc. in unit
255	1	PAFZZ	5320-01-015-8812	MS9319 168	96906	3307-HEADBOARD ASSEMBLY AND RELATED PARTS	EA	2
255	2	XBFZZ		11644654	19207	RIVET, SOLID: 0.156 IN. DIA, 1 IN. LG	EA	2
255	3	PAOZZ	5306-00-088-5742	MS35751-7C	96906	CLIP:	EA	8
255	4	PAOZZ	5310-00-637.9541	MS35338-46	96906	BOLT , SQUARE NECK: 3/8-16 UNC-2A , 1 1/4 IN. LG	EA	8
255	5	PAOZZ	5310-00-982-4947	MS27040-12	96906	WASHER, LOCK: 3/8 IN. DIA	EA	8
255	6	XBOZZ		11644659	19207	NUT, PLAIN, SQUARE: 3/8-16 UNC-2B	EA	8
255	7	XBOZZ		11644656	19207	HEADBOARD:	EA	1
255	8	XBOZZ		11644655	19207	FRAME ASSEMBLY:	EA	1
255	9	PAOZZ	5305.00-721-4747	MS24618-40	96906	HINGE:	EA	2
255	10	XBOZZ		11644653	19207	SCREW, TAPPING, THREAD CUTTING: 10-12, 1/2 IN. LG	EA	24
255	11	PAOZZ	5305.00-721-4747	MS24618-40	96906	LOCKPLATE:	EA	4
255	12	XBOZZ		11644657	19207	SCREW, TAPPING, THREAD CUTTING: 10-12, 1/2 IN. LG	EA	12
						ENDBOARD:	EA	2



AT22291

Figure 255. Headboard assembly and related parts.

(1) Illustration		(2)	(3)	(4)	(5)	(6)	(7)	(8)
(a) Fig. No.	(b) Item No.	SMR code	National stock No.	Part No.	FSCM	Description Usable On Code	U / M	Qty. inc. in unit
						GROUP-47 GAGES (NON ELECTRICAL)		
256	1	PAOZZ	6680-00.882-0961	MS51072-5	96906	4701-SPEEDOMETER AND RELATED PARTS	EA	1
256	2	PAOZZ	6680-00-732-0561	MS51071-5	96906	CORE, FLEXIBLE SHAFT ASSEMBLY: 63 21/32 IN. LG	EA	1
256	3	PAOZZ	5330-00-753-9689	7539689	91207	SHAFT ASSEMBLY, FLEXIBLE: 62 1/2 IN. LG	EA	1
256	4	PAOZZ	5310.00-753-9688	7539688	19207	GASKET: SHAFT ASSEMBLY	EA	1
256	5	PAOZZ	3010-00-623-2772	10921626	19207	WASHER, FLAT: NONMETALLIC	EA	1
256	6	PAOZZ	6680-00.933-3599	MS39021-2	96906	ADAPTER: ANGLE	EA	1
256	7	PAOZZ	5310.00-934-9751	MS35650-302	96906	SPEEDOMETER: MECHANICAL, 0-60 MPH, NON-	EA	1
256	8	PAOZZ	5310.00-045-3296	MS35338-43	96906	LUMINOUS DIAL	EA	2
						NUT, PLAIN, HEXAGON: #10-32 UNF-2B	EA	2
						WASHER, LOCK: #10	EA	2

TM 9-2320-242-34P

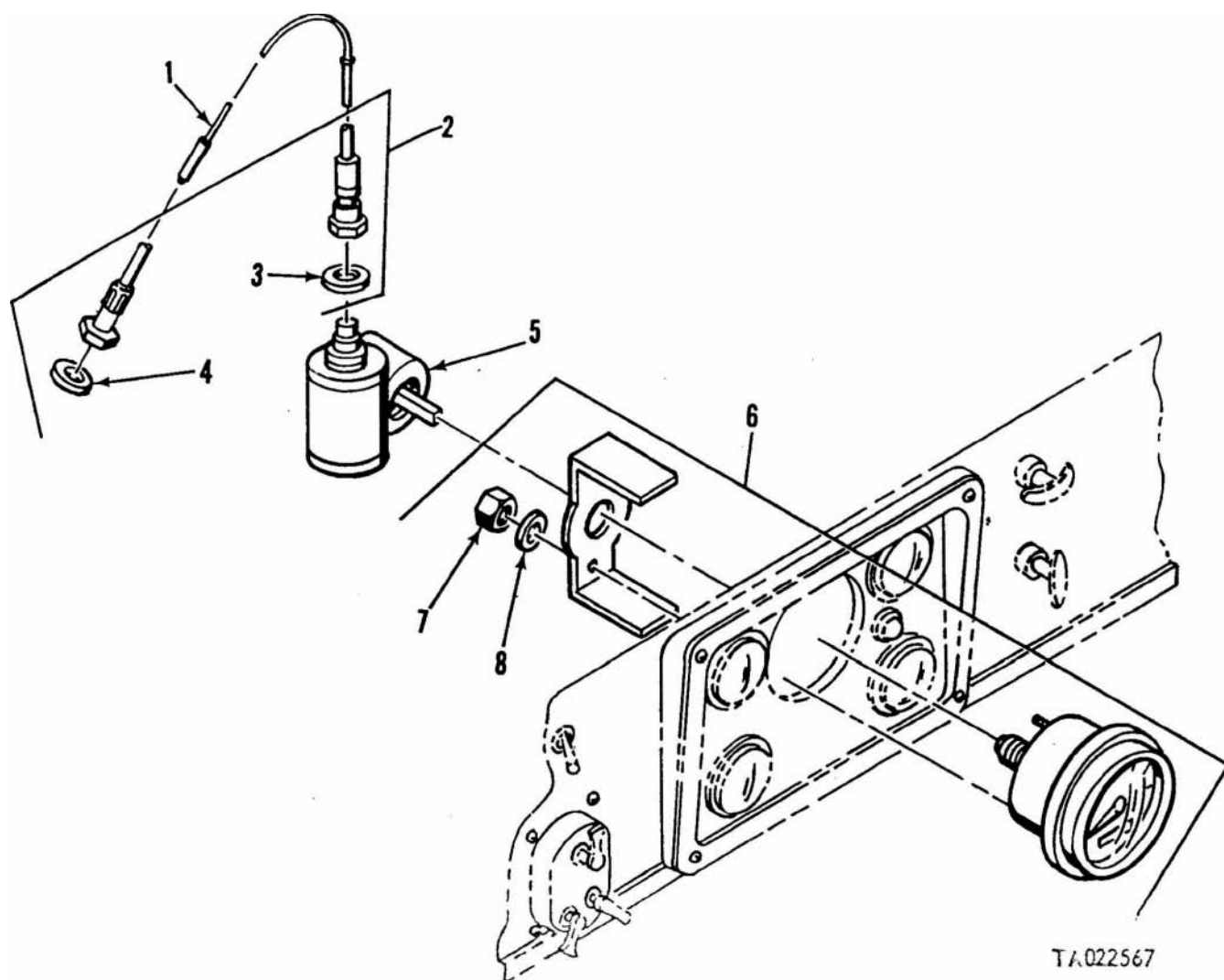


Figure 256. Speedometer and related parts.

(1) Illustration		(2)	(3)	(4)	(5)	(6)	(7)	(8)
(a) Fig. No.	(b) Item No.	SMR code	National stock No.	Part No.	FSCM	Description Usable On Code	U / M	Qty. inc. in unit
						GROUP 95—GENERAL USE STANDARDIZED PARTS 9501—BULK MATERIAL		
BULK		PAFZZ	9320-00-007-1317			RUBBER, CELLULAR:	EA	V
BULK		PAOZZ	3120-00-008-3174	11663218	19207	BUSHING:	EA	V
BULK		PAOZZ	9320-00-012-3481	MILC3133	81349	RUBBER, CELLULAR: GR SCE 11, 1.50 IN. W., 0.09 IN. THK	SH	V
BULK		PAOZZ	4730-00-025-7508	MILF18866	81349	NUT:	EA	V
BULK		PAOZZ	4730-00-052-9876	MS39210-3	96906	NUT:	EA	V
BULK		PAOZZ	4730.00-052-9877	MS39212-3	96906	SLEEVE:	EA	V
BULK		PAOZZ	4020-00-068-7907	TR571	81348	ROPE, COTTON: CL 2, 0.375 IN. DIA	FT	V
BULK		PAOZZ	5340-00-089-2198	MS2001-12-760	96906	HINGE:	IN	V
BULK		PAOZZ	5940-00-114-1305	MS25036-116	96906	TERMINAL (CABLE):	EA	V
BULK		PAOZZ	6940-00-114.1306	MS25036-117	96906	TERMINAL (CABLE):	EA	V
BULK		PAOZZ	5940-00-143-4777	MS25036-157	96906	TERMINAL (CABLE):	EA	V
BULK		PAOZZ	5940-00.143-4794	MS25036-112	96906	TERMINAL (CABLE):	EA	V
BULK		PAOZZ	5940-00-143-5284	MS25036-115	96906	TERMINAL (CABLE):	EA	V
BULK		PAOZZ	6145-00-162-6499	M13486-1-5	81348	WIRE: ELECTRICAL: 16 AWG	FT	V
BULK		PAOZZ	4720-00166-4327	11663169	19207	TUBE, NYLON: 0.375 IN. OD, 0.062 IN. WALL	FT	V
BULK		PAOZZ	9320-00-181.0007	MILC3133	81349	RUBBER, CELLULAR:	EA	V
BULK		PAOZZ	9320-00-181-0008	MILC3133B	81349	RUBBER, CELLULAR: GR SCE-3, 0.88 IN. W, 0.18 IN. THK	IN	V
BULK		PAOZZ	9320-00-181.0016	MILC3133	81349	RUBBER, CELLULAR: 1.00 IN. W, 0.32 IN. THK	SH	V
BULK		PAOZZ	9320-00-182.3092	MILC3133	81349	RUBBER, CELLULAR: STRIP, GR SCE 11, 1.88 IN. W, 0.12 IN. THK	FT	V
BULK		PAOZZ	4710-00-200-0306	MILT3520	81349	TUBE, STEEL: 0.375 IN. OD, 0.049 IN. WALL	FT	V
BULK		PAOZZ	4710-00-200-0308	44T5319-72	80244	TUBE, STEEL: 0.376 IN. OD, 0.035 IN. WALL	FT	V
BULK		PAOZZ	5936-00-201-6673	6291603	24617	CONNECTOR:	EA	V
BULK		PAFZZ	5330-00-211.5403	11602020	19207	RUBBER, SEAL: GR SCO 3BF, 1.00 IN. W, 0.175 IN. THK	FT	V
BULK		PAOZZ	4730-00-246-2762	MS61825-2	96906	SLEEVE:	EA	V
BULK		PAOZZ	6145-00-254.6094	M13486-1-14	81348	WIRE: NO. 0 GAGE	FT	V
BULK		PAFZZ	8305-00-260.1749	MILW530	81349	WEBBING, TEXTILE: 27W921, 1.50 IN. W, 0.11 IN. THK	IN	V
BULK		PAFZZ	8305-00.263-2479	MILW530	81349	WEBBING, TEXTILE:	EA	V
BULK		PAFZZ	5320-00-264.0236	7027863	19207	RIVET:	EA	V
BULK		PAOZZ	4010-00-274.6830	RRW410	81348	WIRE ROPE: 0.437 IN. DIA	FT	V
BULK		PAFZZ	4710-00.277-5525	WWT775	81349	TUBE, COPPER: 0.260 IN. OD, 0.030 IN. WALL	FT	V
BULK		PAOZZ	4710-00-277-6527	WWT775	81349	TUBE, COPPER: 0.375 IN. OD, 0.032 IN. WALL	FT	V
BULK		PAOZZ	4710-00-278-2184	MILT24107	81349	TUBE, COPPER, SEAMLESS:	FT	V
BULK		PAOZZ	4010-00-290,4362	RRC271	81348	CHAIN, WELDLESS:	LK	V
BULK		PAFZZ	5935-00-295.6403	MS75058-1	96906	CONNECTOR, RECEPTACLE:	EA	V
BULK		PAFZZ	5340-00-297.6637	MS51929-3	96906	BUCKLE:	EA	V
BULK		PAFZZ	5340-00-333-6060	MS51926-5	96906	STRAP:	EA	V
BULK		PAOZZ	5935-00-333-9414	7723308	19207	NUT:	EA	V
BULK		PAOZZ	4710-00-350-9896	44T531	80244	TUBE, STEEL: 0.187 IN. OD, 0.028 IN. WALL	FT	V
BULK		PAOZZ	5940-00-399-6676	8338564	19207	TERMINAL:	EA	V

(1) Illustration		(2)	(3)	(4)	(5)	(6)	(7)	(8)
(a) Fig. No.	(b) Rem No.	SMR code	National stock No.	Part No.	FSCM	Description Usable On Code	U / M	Qty. inc. in unit
BULK		PAOZZ	9320-00-409-6679	MILC3133	91349	9501-BULK MATERIAL-Continued RUBBER, CELLULAR: BLOCK, GR SCE 3, 1.12 IN. W, 0.88 IN. THK	FT	V
BULK		PAFZZ	9340-00-411-4191	MILG3787	81349	SAFETY GLASS, LAMINATED: FLAT, CL II, 0.168-0.234 IN. THK	SH	V
BULK		PAOZZ	9320.00-417-7243	MILC3133	81349	RUBBER, CELLULAR: OR SCE 3, 0,62 IN. W. 0.44 IN. THK	FT	V
BULK		PAFZZ	5340.00-479-2953	8690511	19207	STRAP, WEBBING:		
BULK		PAOZZ	4730-00.484-3473	MS51823-2	96906	NUT: BA	FT	V
BULK		PAOZZ	4720-00-491-0102	ZZH428	81349	HOSE: TY VI, GR A, CL 2, 0.62 IN. ID	EA	V
BULK		PAFZZ	6145.00-538-8219	M13485.1-12	81348	WIRE:	FT	V
BULK		PAOZZ	6145.00-538-8222	M13486-1	81348	WIRE: NO. 8 GAGE	FT	V
BULK		PAOZZ	5940-00-557.4344	MS25036-120	96906	LUG, TERMINAL:	FT	V
BULK		PAFZZ	4710-00-595-1824	MILT3520	81349	TUBE, STEEL: 0.250 IN. OD, 0.028 IN. WALL	EA	V
BULK		PAOZZ	6145-00-705-6674	M13486	81348	WIRE:	FT	V
BULK		PAOZZ	6145-00-705-6676	M13486-1.10	81348	WIRE: NO. 6 GAGE	FT	V
BULK		PAOZZ	6145-00-705-6678	M13486-1.7	81348	WIRE: NO. 12 GAGE	FT	V
BULK		PAFZZ	5940-00-705-6728	7056728	19207	LUG. TERMINAL:	FT	V
BULK		PAOZZ	5940-00-705-6732	7056732	19207	LUG, TERMINAL:	EA	V
BULK		PAOZZ	4010.00-725-3338	RRC271	81348	CHAIN, WELDLESS:	EA	V
BULK		PAOZZ	9905-00-752-4649	MS39020-1	96906	MARKERS:	LK	V
BULK		PAOZZ	4730-00-800-3129	MS51825-5F	96906	SLEEVE:	EA	V
BULK		PAOZZ	4720-00-809-2429	8711055	19207	HOSE, AIR DUCT: 3.00 I.N. DIA	EA	V
BULK		PAOZZ	4720-00.809-2430	8711056	19207	HOSE, AIR DUCT: 4.00 IN. DIA	FT	V
BULK		PAFZZ	9340.00-809-6593	MILG3787	81349	SAFETY GLASS, LAMINATED: CLI, TY A, 0.270 IN. THK	FT	V
BULK		PAFZZ	5970-00-811-0640	1711728-651	80244	SLEEVING, ELECTRIC:	SH	V
BULK		PAOZZ	5365-00.811-5612	10903213	19207	BUSHING, RUBBER:	EA	V
BULK		PAOZZ	4730-00-817-1808	MS39210-2	96906	NUT:	EA	V
BULK		PAOZZ	5935-00-833-8561	8338561	19207	CONNECTOR:	EA	V
BULK		PAOZZ	5970-00-833-8562	8338562	19206	BUSHING:	EA	V
BULK		PAOZZ	9535-00-866-0295	QQA250-7	81348	RETAINER: 1.18 IN. WD, 0.18 IN. THK	EA	V
BULK		PAOZZ	9320-00-950-6286	MILC3133	81349	RUBBER, CELLULAR: GR SCE 3, 1.38 IN. W, 1.25 IN. THK	FT	V
BULK		PAFZZ	9390-00-968-0022	MILR3065	81349	RUBBER, SOLID: GR SC415 Al B1C1F2K2, 0.50 IN. THK	SH	V
BULK		PAFZZ	15310.00-983-8483	MS27183-5	96906	WASHER, FLAT:	FT	V
BULK		XDOZZ		7979453	19207	CLIP:	EA	V

TM 9-2320-242-34P

SECTION III

SPECIAL TOOLS

(1) Illustration		(2)	(3)	(4)	(5)	(6)					
(a) Fig No.	(b) Item No.	SMR code	National stock number	Part number	FSCM	Description Usable on code	U/ M	o	D/ s	G/ S	Q
						GROUP-26 SPECIAL TOOLS AND EQUIPMENT LIST 2604—SPECIAL TOOLS					
257	1	PEFZZ	5120.00-872-6014	J9729	33287	REPLACER: VALVE GUIDE	EA		1	1	
257	2	PEHZZ	5120.00-785-1017	10881902	19207	TUBE TIP REFINISHER: INJECTOR	EA			1	
257	3	PEHZZ	4940.00-711-1919	10881896	10207	INSTALLER PILOT: INJECTOR TUBE DRIVER	EA			1	
257	4	PEHZZ	4910.00-736-1371	10949377	19207	INSTALLING TOOL: CRANKSHAFT, TIMING GEAR	EA			1	
257	5	PEFZZ	6120-00-494.1843	J3092 01	33287	REMOVER: PUSH ROD SET	EA		1	1	
257	6	PEHZZ	5120.00-901-8651	J6883	33287	COMPRESSOR, PISTON RING:	EA			1	
257	7	PEHZZ	4910-00-591-6633	J5209	33287	INSTALLING TOOL: BLOWER DRIVE CAM	EA			1	



Figure 257. Special tools.

ATP 257

(1) Illustration		(2) SMR code	(3) National stock number	(4) Part number	(5) FSCM	(6) Description Usable on code					
(a) Fig No,	(b) Item No,										
258	1	PEHZZ	4940.00-711-1920	10881892	19207	2604—SPECIAL TOOLS —Continued FLARING DIE INSTALLER: UPSETTING INJECTOR TUBE, (USED WITH INSTALLER, 4940-00-711-1918) FOOD COLORING, MANOMETER: EXPANDER, OIL SEAL: CRANKSHAFT, FRONT GAGE: FUEL INJECTOR TIMING WRENCH, TORQUE: FUEL LINE NUT INSTALLER, SEAL: FRONT COVER	EA			1	D
258	2	PEFZZ	8950-00-823-7664	MILF35903TYPE1	81349		EA		1	1	
258	3	PEFZZ	4910-00-591-6640	10949378	19207		EA		1	1	
258	4	PEFZZ	5220-00-387.9581	10881887	19207		EA		1	1	
258	5	PEFZZ	5120.00-019-5232	J8932-01	33287		EA		1	1	
258	6	PEHZZ	5120.00-937-6143	J9790	33287		EA			1	




Figure 258. Special tools.

(1) Illustration		(2)	(3)	(4)	(5)	(6)						O
(a) Fig No.	(b) Item No.											
		SMR code	National stock number	Part number	FSCM	Description Usable on code	U/ M	o	D/ S	G/ S	D	
259	1	PEFZZ	4910-00-722-3877	10881880	19207	HOOK , LIFTING: FLYWHEEL	EA		1	1		
259	2	PEHZZ	5120-00-878-8541	7950163	19207	CAMSHAFT, BEARING:	EA			1		
259	3	PEFZZ	5180-00.591-6631	10949470	19207	TOOL KIT: VALVE SEAT RING INSERTER	EA		1	1		
259	4	PEHZZ	5120-00.999-8618	J21793	33287	CLAMP, HOLD DOWN: CYLINDER LINER	EA				3	
259	5	PEHZZ	5110-00-785-1016	10881897	19207	REAMER: INJECTOR TUBE	EA				1	
259	6	PEFZZ	5120-00-872-6015	37540	33287	ALINING STUDS: FLYWHEEL HOUSING	EA		1	1		


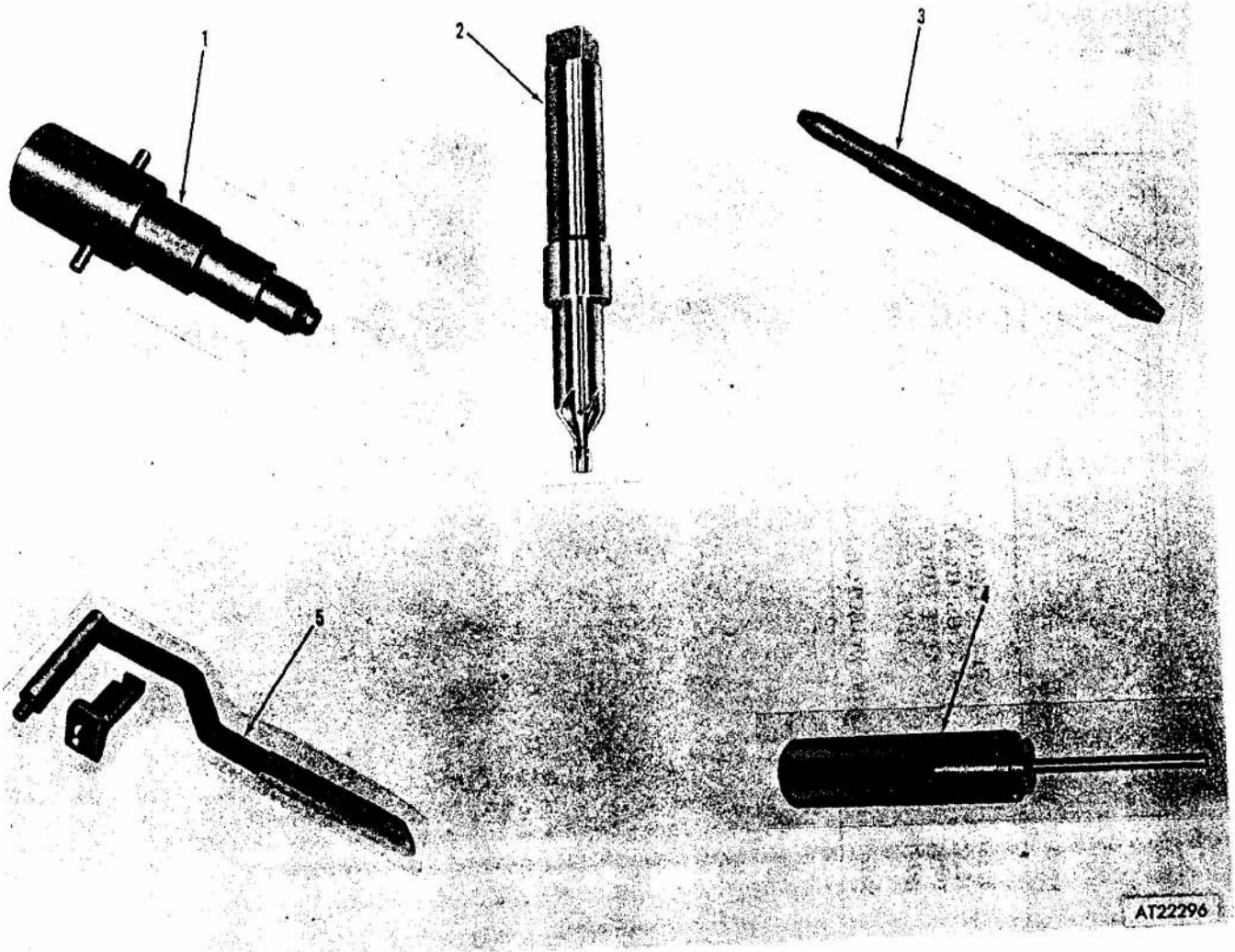


Figure 259. Special tools.

(1) Illustration		121	(3)	(4)	(5)	(6)					24 34
(a) Fig No.	(b) Item No.	SMR code	National stock number	Part number	FSCM	Description Usable on code	U/ M	0	D/ S	G/ S	
260	1	PEHZZ	4940.00-711-1918	10881893	19207	INSTALLER, BODY: INJECTOR, TUBE INSTALLATION AND REAMER (USED WITH INSTALLER, 4940-00-711-1920 AND INSTALLER PILOT, 4940-00-711-1919)	EA			1	
260	2	PEHZZ	5110-00-294-4606	10881907	19207	REAMER, HAND: INJECTOR TIP REFINISHER	EA			1	
260	3	PEHZZ	4910-00-591-6634	J9665	33287	STUD: CYLINDER HEAD	EA			1	
260	4	PEFZZ	4910-00-603-8925	10949451	19207	INSTALLING TOOL: VALVE SEAT INSERT	EA		1	1	
260	6	PEFZZ	5120.00-733-8888	10881882	19207	COMPRESSOR, VALVE SPRING:	EA		1	1	



Flare 260. Special tools.

(1) Illustration		(2) SMR code	(3)	(4)	(5)	(6)					D
(a) Fig No.	(b) Item No.		National stock number	Part number	FSCM	Description Usable on code	U/ M	0	D/ S	G/ S	
261	1	PEHZZ	5110-00-084.0951	J9418	33287	REMOVER, SET, CARBON:	EA			1	
261	2	PEFZZ	5120-00-591-6639	10949379	19207	INSTALLING TOOL: GEAR, OIL PUMP	EA		1	1	
261	3	PEFZZ	4910-00-591.6632	10949450	19207	REMOVER, VALVE GUIDE:	EA		1	1	
261	4	PEFZZ	5120-00-219.8400	10881891	19207	REMOVER, VALVE SPRING: COMPRESSOR AND IN-JECTOR	EA		1	1	
261	5	PEHZZ	2815-00-705-9271	J1241 06	33287	REPAIR KIT: INJECTOR SERVICING	EA			1	




Figure 261. Special tools.

(1) Illustration		(2)	(3)	(4)	(5)	(6)					
(a) Fig No.	(b) Item No.	SMR code	National stock number	Part number	FSCM	Description Usable on code	U/ M	0	D/ S	G! S	U
262	1	PEOZZ	6120-00-563-4930	11660068	19207	DRIVER SET, BEARING: SEAL BRAKE	EA	1	1	1	
262	2	PEOZZ	5120.00-563-4931	11660070	19207	DRIVER SET, BEARING: INSTALLING SEAL BRAKE CUP AND WIPER	EA	1	1	1	
262	3	PEOZZ	6120-00-563-4928	11660069	19207	BLEEDER, ADAPTER: MASTER CYLINDER	EA	1	1	1	
262	4	KFOZZ		11669055	19207	TUBING, PLASTIC: BLEEDING BRAKE CYLINDERS, PART OF KIT 5704837	EA	1	1	1	
262	6	PEOZZ	5120.00-498-3862	11660067	19207	SOCKET, WRENCH, FACE SPANNER:	EA	1	1	1	




Figure 262. Special tools.

11 Illustration		SMR code	National stock number	(4) Part number	15 FSCM	(6) Description Usable on code	U/ M	o	D/ S	GI S	O A A
Fig No	(b) Item No										
263	1	PEFZZ	4910-00-168-2388	11595523	10207	SLING ENGINE AND TRANSMISSION, MOTOR VEHICLE: REMOVAL TOOL: TIE RODS SOCKET, SLUGGING TYPE BOX WRENCH: WRENCH, SPANNER: ARTICULATION COLLAR ADAPTER, CYLINDER COMPRESSION TESTER: GAGE, FUEL PRESSURE:	EA		1	1	
263	2	PEOZZ	6120-00-880-4268	11595179	19207		EA	1	1	1	
263	3	PEOZZ	5120-00-808-8023	11595277	19207		EA	1	1	1	
263	4	PEOZZ	5120-00-880-4264	11602326	19207		EA	1	1	1	
263	5	PEFZZ	4910-00-019-5241	10934456	19207		EA		1	1	
263	6	PEOZZ	6620-00-671.4609	J8151	33287		EA	1	1	1	


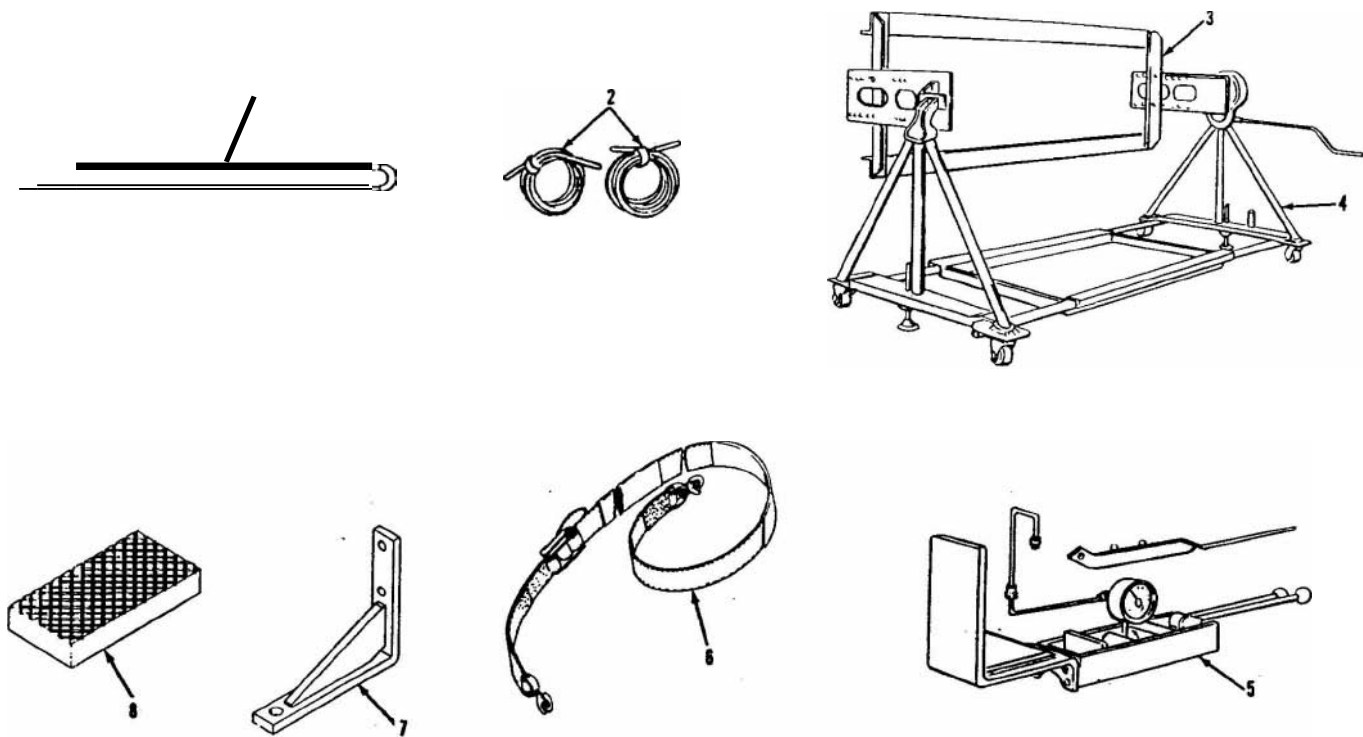


Figure 263. Special tools.

in Illustration		12,	(3)	(4)	(5)	(6)					
(a) Fig No.	(b) Item No.	SAM code	National stock number	Part number	FSCM	Description Usable on code	U/ M	0	D/ S	G/ S	D
264	1	PEFZZ	6685-00-857-4895	J21478-1	33287	MANOMETER, U-TUBE: CRANKCASE PRESSURE, EXHAUST BACK PRESSURE AND AIR BOX PRESSURE ON AIR INTAKE RESTRICTION	EA		1	1	
264	2	PEFZZ	4720.00-271-9839	MILR6855	81349	TUBE, RUBBER: CLASS 2, GRADE 60, USED WITH MANOMETER	EA		1	1	
264	3	PEFZZ	4910-00-795-0198	7950198	19207	CRADLE ASSEMBLY: ENGINE STAND UNIVERSAL	EA		1	1	
264	4	PEFZZ	4910.00-795-0189	7950189	19207	STAND, MAINTENANCE, AUTOMOTIVE ENGINE:	EA		1	1	
264	5	PEFZZ	4910-00-355-6248	YDG	92372	TEST FIXTURE, DIESEL: (USED WITH INJECTOR TESTER, 4910-00-255.8641	EA		1	1	
264	6	PEOZZ	2540.00-980-9277	10900880	19207	STRAP, WEBBING: TIE DOWN	EA	1	1	1	
264	7	PEFZZ	5340-00-117-2541	11595858	19207	BRACKET: ENGINE CRADLE ASSEMBLY	EA		1	1	
264	8	PEHZZ	4910.00-391-1705	5344995	19204	BLOCK, INJECTOR VALVE:	EA			1	

9-2330-2 7-341



AT22300

Figure 264. Special tools.

(1) illustration		(2) SMR code	(3) National stock number	(4) Part number	(5) FSCM	(6) Description Usable on code				
(a) Fig No.	(b) Item No									
265	—	PEFZZ	4910.00-150-5868	11660116	19207	TOOL KIT: DIFFERENTIAL COMPOSED OF	EA			
265	1	KFFZZ		11660114	19207	GAGE BLOCK ASSEMBLY: EQUALIZER	EA			
265	2	KFFZZ		11660122	19207	WASHER, SPHERICAL: EQUALIZER	EA			
265	3	KFFZZ		11660104	19207	SPACER, STRIP: EQUALIZER	EA			
265	4	KFFZZ		11660108	19207	INSTALLATION BLOCK: EQUALIZER	EA			
266	5	KFFZZ	5120-00-084-0930	11660109	19207	PIN, ALINEMENT: EQUALIZER	EA	1	1	1
265	6	PEOZZ		11602291	19207	BIT, HEX: TO REMOVE AND INSTALL SUSPENSION ARM MOUNTING BRACKET BOLTS	EA			




Figure 265. Special tools.

(1) Illustration		(2)	(3)	(4)	(5)	(6)					
(a) Fig No.	(b) Item No.	SMR code	National stock number	Part number	FSCM	Description	U/ M	0	I/ S	G/ S	D
						Usable on code					
266	1	PEFZZ	5310-01-012-2761	11660111	19207	SHAFT: EQUALIZER ASSEMBLY	EA		1	1	
266	2	PEFZZ		11660107	19207	MEASURING ASSEMBLY: EQUALIZER ASSEMBLY	EA		1	1	
266	3	PEFZZ		11660112	19207	ALINEMENT ARBOR: EQUALIZER ASSEMBLY	EA		1	1	
266	4	PEFZZ		11660106	19207	WASHER: EQUALIZER ASSEMBLY	EA		1	1	
266	5	PEFZZ		11660113	19207	SLEEVE: EQUALIZER ASSEMBLY	EA		1	1	
266	6	PEFZZ		11660105	19207	FIXTURE: TO DISSASSEMBLE AND ASSEMBLE EQUALIZER ASSEMBLY	EA		1	1	
266	7	PEFZZ	4910-00-880.4279	11595241	19207	ADAPTER: TO CHECK NEW EQUALIZER ASSEMBLY RUNNING TORQUE	EA		1	1	
266	8	PEHZZ	4910-00-448.5288	11660096	19207	FIXTURE: DRUM TURNING ARBOR, TO ASSEMBLE EQUALIZER ASSEMBLY	EA			1	




Figure 266. Special tools.

(1) Illustration		(2)	(3)	(4)	(5)	(6)					
(a) Fi No.	(b) Item No.	SMR code	National stock number	Part number	FSCM	Description Usable on code	U/ M	0	I/ S	G/ S	1
N/I	4	PEFZZ	4910.00-870-6283	10899180	19207	GAGE ASSEMBLY: CYLINDER (USED WITH ADAPTER FSN 4910-00-019-5241)	EA		1	1	7
N/I		PEFZZ	6680-00-242-9229	107	67163	TACHOMETER, MECHANICAL, HAND HELD:	EA		1	1	
N/I		PEHZZ	6120-00.937-8633	J9464	33287	WISE, PIN:	EA			1	
N/I		PEHZZ	4910-00-764-6626	YA396	06083	ADAPTER, NEEDLE VALVE: FUEL INJECTOR TESTER	EA			1	
N/I		KFOZZ		11669054	19207	WRENCH: WHEEL CYLINDER BLEEDER, PART OF KIT 5704837	EA	1	1	1	
N/I		XDOZZ		5704837	19207	KIT, WHEEL CYLINDER BLEEDER, COMPOSED OF: WRENCH: WHEEL CYLINDER BLEEDER TUBING: PLASTIC	EA	1	1	1	
262											

9-2320-242 34

SECTION IV

NATIONAL STOCK NUMBER AND PART NUMBER INDEX

National Stock Number Cross-Referenced to Figure and Item Number

NATIONAL STOCK NUMBER	FIGURE NO.	ITEM NO.	NATIONAL STOCK NUMBER	FIGURE NO.	ITEM NO.
2590-00-001-1251	243	19	5315-00-021-8211	16	8
2590-00-001-7856	250	14	5306-00-022-1950	31	9
4720-00-003-1006	47	1	5340-00-023-8375	24	12
4730-00-004-6840	129	20	1660-00-025-3493	41	1
2540-00-004-6852	192	2	1660-00-025-3493	211	8
4730-00-004-8101	129	9	1660-00-025-3493	224	11
4730-00-004-8101	134	21	4730-00-025-7508	32	8
2520-00-006-4063	105	5	4730-00-025-7508	BULK	
2520-00-006-6295	108		4820-00-026-8473	230	
9320-00-007-1317	BULK		5315-00-027-3526	175	
4730-00-007-4580	224	17	5310-00-027-5703	137	
3120-00-008-3174	184	8	2520-00-028-2670	94	
3120-00-008-3174	211	5	2520-00-028-2671	94	
3120-00-008-3174	212	16	2520-00-028-2673	94	
3120-00-008-3174	BULK		2520-00-028-2674	93	
4730-01-008-3586	33	13	2520-00-028-2685	91	
2815-00-010-0297	8	12	2815-00-030-0640	8	
5307-00-010-3241	42	12	2590-00-030-6594	226	
5315-00-010-3709	28	7	2590-00-030-6594	233	
4730-00-010-3875	50	15	3120-00-031-7718	44	
5315-00-011-0409	53	21	2910-00-031-9083	41	
4730-00-011-4627	35	3	2910-00-034-3918	27	
5310-00-011-5093	252	11	5310-00-037-0373	53	
5315-00-011-9120	151	3	6150-00-039-8256	213	
5310-01-012-2761	266	4	2540-00-039-8258	213	
9320-00-012-3481	BULK		5305-00-042-0460	71	
5315-00-013-7214	102	7	5310-00-043-0520	207	
4730-00-013-7397	6	8	5310-00-043-0520	210	
5340-00-014-2583	36	4	5315-00-043-1787	15	
5310-00-014-5850	41	7	5305-00-043-2679	171	
5310-00-014-5850	209	6	5305-00-043-2679	183	
5310-00-014-5850	210	9	5305-00-043-2679	185	
5310-00-014-5850	250	7	9905-00-043-4842	204	
2910-00-015-3609	40	13	9905-00-043-5509	204	
5320-01-015-8812	255	1	9905-00-043-5844	204	
4720-01-017-2164	230	31	5310-00-044-3340	155	
5305-00-018-0127	22	10	5305-00-044-4153	165	
5305-00-018-0129	10	6	5305-00-044-4167	171	
4730-00-018-9566	9	13	6240-00-044-6914	62	
4730-00-018-9566	50	13	6240-00-044-6914	64	
4730-00-018-9566	98	15	6240-00-044-6914	65	
5306-00-018-9691	50	7	5305-00-045-1988	52	
6240-00-019-0877	63	4	5310-00-045-3296	33	
6240-00-019-0877	64	10	5310-00-045-3296	42	
6240-00-019-0877	65	3	5310-00-045-3296	70	
6240-00-019-0877	67	3	5310-00-045-3296	176	
5315-00-019-2409	101	36	5310-00-045-3296	201	
6240-00-019-3093	64	6	5310-00-045-3296	202	
5310-00-019-4668	36	18	5310-00-045-3296	210	
5120-00-019-5232	258	5	5310-00-045-3296	226	
4910-00-019-5241	263	5	5310-00-045-3296	228	
2940-00-019-8087	22	12	5310-00-045-3296	233	
5305-00-020-4440	31	7	5310-00-045-3296	250	
5305-00-021-3616	202	33	5310-00-045-3296	256	
5306-00-021-3912	45	23	5310-00-045-3299	59	
5306-00-021-3912	181	29	5310-00-045-3299	62	
5306-00-021-3915	181	18	5310-00-045-3299	65	
			5310-00-045-3299	79	

National Stock Number Cross-Referenced to Figure and Item Number —Continued

NATIONAL STOCK NUMBER	FIGURE NO.	ITEM NO.	NATIONAL STOCK NUMBER	FIGURE NO	ITE NC.
5310-00-045-3299	176	9	2815-00-051-4514	15	4
5310-00-045-3299	177	13	5305-00-052-6909	179	11
5310-00-045-3299	209	19	5305-00-052-6915	233	4
9905-00-045-3847	204	9	5305-00-052-6920	46	13
5310-00-045-4007	202	14	5305-00-052-6920	195	13
5310-00-045-4007	208	16	5305-00-052-6920	198	8
5310-00-045-5001	162	5	5305-00-052-6921	55	2
9905-00-045-7570	204	6	5305-00-052-6921	178	1
9905-00-045-7595	204	10	5305-00-052-6921	211	16
9905-00-045-7598	204	3	5305-00-052-6921	212	6
9905-00-045-7607	203	1	5305-00-052-6921	214	4
2590-00-045-8418	71	6	5305-00-052-6923	216	7
4730-00-045-9835	100	10	5305-00-052-9051	237	6
4730-00-045-9837	125	30	5305-00-052-9056	181	40
5306-00-050-0347	181	45	4730-00-052.9876	BULK	
5306.00-050-1239	105	4	4730-00-052.9877	BULK	
5306-00-050-1239	107	9	5340-00-053.8376	214	7
5306-00-050-1239	108	6	5310-00.053-8377	17	6
5340.00-050-1593	98	3	5306.00-053-8378	12	17
5340-00-050-1594	98	18	2815-00-053-8992	17	15
5340-00-050-2740	74	22	5305-00-054-6656	202	15
4730-00-050-4203	37	2	5305.00-054-6669	229	1
4730.00-050-4203	97	7	5305-00-054-9257	244	9
4730-00-050-4203	117	8	2815-00-055-0831	17	4
4730-00-050-4203	142	2	2815-00-055-1564	17	10
4730-00-050-4203	148	15	2815-00-055-1565	17	3
4730-00-050-4203	153	2	2815-00-055.1583	17	20
4730-00-050-4203	244	4	5330-00-055-1584	9	7
4730-00-050-4207	141	2	5330-00-055-1584	9	8
4730-00-050-4207	147	2	5330-00-055-1584	50	39
4730-00.050-4207	152	2	5360-00-055.2657	26	4
4730-00-050-4207	244	1	4820-00-055-5988	134	29
4730-00-050-4208	133	16	5306-00-056-3536	181	27
4730.00-050-4208	137	6	2640-00-056-4327	136	2
4730-00-050-4208	160	17	5935-00-057-0746	79	14
2815.00-050-8681	5	1	6140-00-057-2554	72	6
2590-00-050-8810	252		5340-00-057-2904	87	10
5305-00-051-0827	205	13	5340-00-057-2904	212	20
2540-00-051-1070	241		5340-00-057-2904	230	2
4710-00-051-1686	134	11	5340-00-057-2904	250	5
3020-00-051-1687	250	11	5340-00-057-2906	74	4
2520.00-051-3101	116	7	5999-00-057-2929	71	23
4710-00-051-3147	130	4	5999-00-057.2929	75	13
4710-00-051-3148	130	13	5999-00-057-2929	76	1
4710-00-051-3149	130	10	5999-00-057-2929	77	1
4710-00-051-3172	129	35	5999-00-057-2929	84	2
4710-00-051-3175	129	30	5999-00-057-2929	227	10
4710-00-051-3208	129	17	4730-00-057-5555	245	8
4710-00-051-3209	129	29	3930-00-057-8411	31	15
4710-00-051-3211	129	27	5305-00-057-9611	197	17
4710-00-051-3212	129	28	5305-00-057-9611	213	21
4710-00-051-3213	129	7	5305-00-058-0783	244	16
4710-00-051-3222	134	14	5315-00-058-1568	171	18
4710-00.051-3262	134	26	5315-00-058-1568	182	3
4710-00-051-3276	134	16	5315-00-059-0157	132	3
4710-00-051-3278	129	13	5315-00-059-0158	44	21
4710-00-051-3278	134	30	5315-00-059-0158	97	2
4710-00-051-3279	134	10	5935-00-059-2841	82	10
4710-00-051-3280	134	1	5310-00-059-9264	7	12
4710-00-051-3281	134	6	5310-00-059-9264	45	11
5305-00-051-4076	127	3	5325-00-060-0976	30	6
5306-00-051-4077	137	23	2640-00-060-3550	136	3
5306-00-051-4085	105	8	5310-00-061-0004	199	12

National Stock Number Cross-Referenced to Figure and Item Number -Continued

NATIONAL STOCK NUMBER	FIGURE NO.	ITEM NO.	NATIONAL STOCK NUMBER	FIGURE NO.	ITEM NO.
5310-00-061-0004	213	18	5305-00-068-6506	166	14
5310-00-061-1258	66	10	5305-00-068-0506	168	4
5310-00-061-7325	74	7	5305-00-068-0506	171	38
5310-00-061-7325	167	8	5305-00-068-0506	175	14
5310-00-061-7326	54	5	5305-00-068-0506	183	5
5310-00-061-7326	74	3	5305-00-068-0506	185	5
5310-00-061-7326	183	6	5305-00-068-0506	195	1
5310-00-061-7326	185	11	5305-00-068-0506	196	9
5310-00-061-7326	204	5	5305-00-068-0506	211	11
5310-00-061-7326	250	2	5305-00-068-0506	216	2
5310-00-062-4954	165	9	5305-00-068-0506	224	19
5310-00-062-4954	181	54	5305-00-068-0506	225	12
5305-00-063-3507	197	6	5305-00-068-0506	226	8
5306-00-064-5356	53	16	5305-00-068-0506	228	10
2920-00-064-8946	53	2	5305-00-068-0507	68	9
5330-00-066-0200	12	1	5305-00-068-0507	83	4
5306-00-066-4296	178	16	5305-00-068-0507	130	7
5306-00-066-4296	194	2	5305-00-068-0507	159	4
5340-00-067-3868	6	14	5305-00-068-0507	161	8
5310-00-067-6357	83	2	5305-00-068-0507	171	24
5305-00-067-9897	221	2	5305-00-068-0507	172	21
5305-00-068-0483	166	8	5305-00-068-0507	184	3
5305-00-068-0500	48	20	5305-00-068-0507	212	1
5305-00-068-0500	49	3	5305-00-068-0508	37	6
5305-00-068-0501	98	30	5305-00-068-0510	100	22
5305-00-068-0501	224	3	5305-00-068-0511	101	1
5305-00-068-0502	43	7	5305-00-068-0511	106	10
5305-00-068-0602	44	27	5305-00-068-0511	112	2
5305-00-068-0502	49	17	5305-00-068-0511	122	47
5305-00-068-0502	64	11	5305-00-068-0511	125	26
5305-00-068-0502	133	7	5305-00-068-0514	61	22
5305-00-068-0502	230	14	5305-00-068-0515	165	15
5305-00-068-0502	231	9	5305-00-068-0516	167	9
5305-00-068-0502	246	6	5305-00-068-0523	71	7
5305-00-068-0504	134	35	5310-00-068-5285	32	14
5305-00-068-0504	171	11	5310-00-068-5285	211	19
5305-00-068-0504	185	4	5310-00-068-5285	212	17
5305-00-068-0504	241	2	5310-00-068-5285	223	8
5305-00-068-0505	30	8	5305-00-068-7837	26	2
5305-00-068-0505	32	21	4020-00-068-7907	BULK	
5305-00-068-0505	46	14	4820-00-069-0763		7
5305-00-068-0505	48	16	2920-00-070-0123	53	51
5305-00-068-0505	67	5	5330-00-070-1975	113	2
5305-00-068-0505	129	4	5315-00-070-3027	96	7
5305-00-068-0505	135	3	5305-00-071-1779	205	11
5305-00-068-0505	170	17	5305-00-071-1789	102	23
5305-00-068-0505	181	2	5305-00-071-2055	112	25
5305-00-068-0505	186	9	5305-00-071-2055	122	45
5305-00-068-0505	198	4	5305-00-071-2055	125	8
5305-00-068-0505	207	2	5305-00-071-2068	123	13
5305-00-068-0505	208	1	5305-00-071-2073	243	20
5305-00-068-0505	210	5	5305-00-071-2236	48	12
5305-00-068-0505	212	25	5305-00-071-2241	48	10
5305-00-068-0505	218	1	5305-00-071-2241	133	17
5305-00-068-0506	34	19	5305-00-071-2242	79	20
5305-00-068-0506	44	5	5325-00-072-0125	174	7
5305-00-068-0506	46	11	5325-00-072-0125	186	3
5305-00-068-0506	71	18	2520-00-073-0424	93	7
5305-00-068-0506	73	6	2910-00-073-3010	27	
5305-00-068-0506	74	9	2910-00-073-3011	27	27
5305-00-068-0506	85	12	5306-00-074-1910	8	11
5305-00-068-0506	88	9	2815-00-074-1911	16	2
5.11)5-00-068-0506	131		2815-00-074-1912	9	14

National Stock Number Cross-Referenced to Figure and Item Number -Continued

NATIONAL STOCK NUMBER	FIGURE NO.	NO.	NATIONAL STOCK NUMBER	FIGURE NO.	ITEM NC
2815-00-074-1922	9	10	2910-00-079-8575	26	5
2815-00-074-1929	14	2	2910-00-079-8578	37	1
2815-00-074-1932	12	10	2910-00-079-8579	37	37
2815-00-074-1939	17		2910-00-079-8583	32	10
5975-00-074-2072	226	13	2910-00-079-8599	38	8
5975-00-074-2072	233	13	4710-00-079-8600	36	44
5975-00-074-2072	250	13	2990-00-079-8610	45	13
2540-00-078-6633	159	10	2990-00-079-8611	31	18
5330-00-079-1708	33	15	5330-00-080-0045	100	12
5330-00-079-1708	211	23	5315-00-080-0047	97	10
5315-00-079-1718	44	9	3120-00-080-0089	101	38
5330-00-079-1917	117	12	3120-00-080-0208	103	5
5330-00-079-1919	101	19	5330-00-080-0277	242	9
5365-00-079-1925	101	27	5315-00-080-1639	101	42
5340-00-079-1948	246	10	5310-00-080-6004	7	7
5306-00-079-1956	127	12	5310-00-080-6004	8	25
5365-00-079-1960	160	5	5310-00-080-6004	10	4
5360-00-079-1962	245	2	5310-00-080-6004	12	12
5360-00-079-1963	249	11	5310-00-080-6004	18	7
5310-00-079-1973	122	3	5310-00-080-6004	19	22
5310-00-079-1974	112	26	5310-00-080-6004	22	8
5310-00-079-1974	122	44	5310-00-080-6004	29	8
5310-00-079-1974	125	9	5310-00-080-6004	36	33
5310-00-079-1975	112	34	5310-00-080-6004	37	31
5310-00-079-1976	112	14	5310-00-080-6004	42	38
5310-00-079-1979	112	20	5310-00-080-6004	42	48
5310-00-079-1979	122	42	5310-00-080-6004	44	20
5310-00-079-1979	125	32	5310-00-080-6004	50	35
3120-00-079-1982	92	2	5310-00-080-6004	51	1
5330-00-079-1985	249	7	5310-00-080-6004	52	21
5340-00-079-1987	242	24	5310-00-080-6004	90	10
5330-00-079-2120	242	17	5310-00-080-6004	127	16
5365-00-079-2203	114	3	5310-00-080-6004	167	6
5365-00-079-2203	126	3	5310-00-080-6004	171	33
5307-00-079-2263	99	2	5310-00-080-6004	172	11
2520-00-079-8233	104	1	5310-00-080-6004	178	10
2520-00-079-8240	90	14	5310-00-080-6004	182	2
5365-00-079-8247	114	12	5310-00-080-6004	206	5
5365-00-079-8247	126	10	5310-00-080-6004	208	10
2520-00-079-8277	103	2	5310-00-080-6004	209	22
2530-00-079-8313	103	22	5310-00-080-6004	228	20
2520-00-079-8323	93	8	5310-00-080-6004	- 235	6
2520-00-079-8325	92	1	5310-00-080-6004	236	5
2520-00-079-8327	92	4	5310-00-080-6004	239	13
2520-00-079-8328	90	4	5310-00-080-6004	240	21
5330-00-079-8329	104	9	5310-00-080-6004	243	7
5330-00-079-8330	102	12	3120-00-080-6392	13	
2520-00-079-8331	101	37	4720-00-08Z-6516	129	10
5330-00-079-8333	117	1	4720-00-080-6516	134	22
5330-00-079-8339	123	10	2530-00-080-6526	127	11
2520-00-079-8344	123	26	5360-00-080-6528	127	9
2520-00-079-8345	125	11	5360-00-080-6529	127	6
2520-00-079-8350	121	5	2815-00-080-6531	12	9
2520-00-079-8351	25	27	533000-080-6532	G RP	0100
2815-00-079-8358	6	11	2815-00-080-6540	8	
2120-00-079-8360	11		2815-00-080-6543	19	13
4730-00-079-8362	19	10	2815-00-080-6547	23	1
6680-00-079-8372	20	1	2815-00-080-6551	23	6
2815-00-079-838E	20	2	3120-00-080-6555	15	
2815-00-079-8421	31	4	2815-00-080-6562	15	17
3020-00-079-8567	47	6	3020-00-080-6564	15	2
5330-00-079-857C	51	5	5330-00-080-6571	8	20
5330-00-079-8574	51	4	5330-00-080-6571	42	56

National Stock Number Cross-Referenced to Figure and Item Number —Continued

NATIONAL STOCK NUMBER	FIGURE NO.	ITEM NO.	NATIONAL STOCK NUMBER	FIGURE NO.	ITEM NO.
5330-00-080-6571	8	20	2590-00-080-7246	77	
5330-00-080-6571	42	56	2590-00-080-7260	76	
2530-00-080-6572	140	21	2590-00-080-7281	84	
4720-00-080-6583	201	10	2590-00-080-7285	82	
2520-00-080-6584	24	3	2590-00-080-7286	103	
2530-00-080-6616	143		5330-00-080-7287	249	
2530-00-080-6616	150		2910-00-080-7294	39	
2520-00-080-6628	140		5310-00-080-8495	72	
2520-00-080-6628	141		5365-00-080-9095	112	
2520-00-080-6628	144		5330-00-080-9104	246	
2520-00-080-6628	145		5330-00-080-9105	245	
2520-00-080-6628	148		5330-00-080-9112	122	
2520-00-080-6628	152		5330-00-080-9112	123	
5365-00-080-6630	117	10	5310-00-080-9159	112	
2520-00-080-6639	94	8	5310-00-080-9159	122	
2520-00-080-6640	93	5	5310-00-080-9160	101	
5330-00-080-6648	109	12	5310-00-080-9163	102	
5365-00-080-6649	90	7	3120-00-080-9199	101	
2520-00-080-6652	107		5330-00-080-9201	246	
3120-00-080-6658	114	11	5365-00-080-9206	123	
3120-00-080-6658	126	9	5315-00-080-9217	242	
2520-00-080-6667	25	15	5365-00-080-9400	160	
2520-00-080-6669	97	8	5310-00-080-9418	125	
2520-00-080-6671	97	13	5310-00-080-9419	102	
2520-00-080-6685	101	24	5310-00-080-9469	244	
5330-00-080-6691	100	13	5310-00-080-9476	122	
5330-00-080-6693	112	6	5310-00-080-9478	155	
5330-00-080-6693	122	20	2990-00-080-9765	31	
5330-00-080-6693	125	23	5310-00-080-9786	68	
5365-00-080-6695	112	33	5340-00-080-9853	211	
5365-00-080-6695	125	4	5935-00-081-0400	251	
3020-00-080-6696	123	25	5935-00-081-0401	251	
5330-00-080-6708	122	25	2530-00-081-0674	140	
5330-00-080-6710	122	9	5310-00-081-4219	12	
5365-00-080-6714	123	4	5310-00-081-4219	18	
5360-00-080-6715	122	31	5310-00-081-4219	19	
2520-00-080-6716	123	21	5310-00-081-4219	37	
2520-00-080-6718	246	12	5310-00-081-4219	42	
2520-00-080-6719	244	17	5310-00-081-4219	50	
2520-00-080-6728	100	19	5310-00-081-4219	103	
2520-00-080-6729	103	11	5310-00-081-4219	162	
2530-00-080-7048	127	7	5310-00-081-4219	170	
2920-00-080-7139	52	1	5310-00-081-4219	172	
2940-00-080-7140	29	4	5310-00-081-4219	173	
2990-00-080-7141	45	14	5310-00-081-4219	181	
2990-00-080-7144	45	22	5310-00-081-4219	181	
2990-00-080-7145	45	17	5310-00-081-4219	192	
2990-00-080-7146	45	2	5310-00-081-4219	196	
2990-00-080-7147	45	3	5310-00-081-4219	209	
2990-00-080-7148	48	15	5310-00-081-4219	212	
2990-00-080-7148	49	21	5310-00-081-4219	229	
2920-00-080-7149	79	1	5310-00-081-4219	232	
2540-00-080-7150	164	7	5310-00-081-4219	235	
2990-00-080-7161	36	1	5310-00-081-4219	237	
2990-00-080-7170	36	50	5310-00-081-4219	238	
2930-00-080-7172	50	16	5310-00-081-4219	242	
2930-00-080-7179	50	17	4720-00-081-5062	32	
2910-00-080-7203	36	24	5330-00-081-5066	154	
2910-00-080-7205	36	19	4720-00-081-5078	32	
2540-00-080-7212	168	20	2530-00-081-5079	175	
2510-00-080-7221	162	7	2530-00-081-5080	149	
2540-00-080-7230	181	22	2520-00-081-5086	144	
2510-00-080-7233	187	6	2530-00-081-5087	140	

National Stock Number Cross-Referenced to Figure and Item Number —Continued

NATIONAL STOCK NUMBER	FIGURE NO	ITEM NO.	NATIONAL STOCK NUMBER	FIGURE NO.	ITEM NO
2530-00-081-5088	148		5305-00-084-3950	122	40
2530-00-081-5089	175	16	5305-00-084-3950	125	31
4720-00-081-5090	47	11	5306-00-084-4304	156	2
2520-00-081-5098	24	2	2815-00-084-5313	37	39
4730-00-081-5100	164	3	5305-00-085-3224	123	20
2520-00-081-5104	98	26	2520-00-086-1940	105	
2520-00-081-5105	98	19	2520-00-086-1940	107	
2520-00-081-5106	98	28	2520-00-086-1940	108	
2520-00-081-5108	98	16	2530-00-086-1945	143	
5365-00-081-5111	93	22	2530-00-086-1945	146	
2520-00-081-5112	95	3	2530-00-086-1945	150	
2520-00-081-5192	92	7	2520-00-086-1953	110	
2520-00-081-5194	92	19	2530-00-086-1962	151	
2520-00-081-5196	93	11	2520-00-086-1967	105	
2540-00-081-5422	160	12	5310-00-086-6612	101	15
5330-00-081-5423	160	10	5305-00-086-7231	97	6
2540-00-081-5425	168	2	5305-00-086-7233	100	15
5360-00-081-5428	162	10	5305-00-086-7233	122	34
2510-00-081-5430	162	9	5305-00-086-8795	36	30
2510-00-081-5434	182	5	5360-00-087-1814	17	5
2510-00-081-5443	166	11	5310-00-087-3130	13	
2540-00-081-5445	183	16	5310-00-087-4652	206	6
2540-00-081-5445	185	18	5310-00-087-7493	52	4
2590-00-081-5448	86		5310-00-087-7493	252	16
2540-00-081-5464	164	6	5310-00-088-0552	237	12
5330-00-081-6292	122	50	5310-00-088-0553	149	9
5315-00-081-7028	25	28	5310-00-088-0553	170	13
5315-00-081-7029	171	31	5310-00-088-0553	172	4
5315-00-081-7030	44	19	5310-00-088-0553	173	1
5315-00-081-7032	127	17	5310-00-088-0553	176	11
5315-00-081-7032	171	13	5310-00-088-0553	177	7
5310-00-081-8087	55	3	5310-00-088-0553	181	4
5310-00-081-8087	190	13	5310-00-088-0553	208	24
5310-00-081-8087	217	5	5310-00-088-0553	208	24
4730-00-081-9123	30	11	5310-00-088-0553	212	13
4720-00-081-9126	30	18	5310-00-088-0553	237	27
4720-00-081-9139	32	37	5310-00-088-0553	242	20
2520-00-081-9257	92	16	5310-00-088-0553	252	15
2540-00-081-9499	181	28	5310-00-088-1251	64	14
3020-00-081-9500	52	10	5340-00-088-1254	73	5
2930-00-081-9503	48	4	5340-00-088-1254	211	25
2510-00-081-9508	162	8	5340-00-088-1254	241	3
2510-00-081-9517	182	6	2510-00-088-4125	182	4
5330-00-081-9521	166	12	2530-00-088-4527	146	
2940-00-081-9821	30	19	5306-00-088-5742	255	3
5310-00-082-1679	112	24	5306-00-088-6008	24	5
5310-00-082-1683	119	6	5325-00-088-6147	61	7
5310-00-082-1683	164	2	5325-00-088-6147	66	8
5310-00-082-1702	112	29	5340-00-088-6655	35	9
5310-00-082-1702	125	2	5340-00-088-6655	129	19
5310-00-082-1710	102	22	5340-00-088-6655	130	11
5365-00-082-1871	125	6	5340-00-088-6655	134	8
5340-00-082-1874	242	9	5340-00-088-6655	135	10
5365-00-082-4124	143	6	5305-00-088-8923	168	15
5365-00-082-4124	146	1	5365-00-088-9876	15	3
5365-00-082-4124	150	6	5970-00-089-0313	199	3
5306-00-083-5203	228	15	5330-00-089-0978	199	29
4720-00-083-7127	47	12	5330-00-089-0998	199	30
2540-00-083-8242	181	43	5340-00-089-2198	BULK	
2540-00-084-0782	176	12	5315-00-089-2380	178	8
5120-00-084-0930	265	6	5310-00-089-4457	202	3
5110-00-084-0951	261		5365-00-090-5426	75	21
5305-00-084-3950	112	16	5365-00-090-5426	84	14

National Stock Number Cross-Referenced to Figure and Item Number—Continued

NATIONAL STOCK NUMBER	FIGURE NO.	ITEM NO.	NATIONAL STOCK NUMBER	FIGURE NO.	ITEM NO.
4730-00-090-8665	104	12	2540-00-113-4180	225	15
5340-00-091-3790	226	4	5940-00-114-1305	81	5
4730-00-096-8756	6	5	5940-00-114-1305	BULK	
4730-00-096-8756	34	5	5940-00-114-1306	BULK	
4730-00-096-8756	104	10	5940-00-114-1316	75	37
4730-00-096-8756	111	6	5940-00-114-1325	75	35
4730-00-096-8756	124	5	5940-00-115-5005	84	16
4730-00-096-8756	129	24	5940-00-115-5006	75	34
4720-00-096-9631	223	14	6620-00-115-9042	54	25
2590-00-100-4093	212	24	2910-00-116-5243	33	
3110-00-100-5329	112	11	2540-00-117-0233	220	11
3110-00-100-5329	122	39	5340-00-117-2541	264	7
3110-00-100-5329	125	16	5320-00-117-6394	170	6
3110-00-100-5335	101	25	5320-00-117-6396	170	7
3110-00-100-6155	98	23	5320-00-117-6786	171	19
3110-00-100-6156	100	8	5320-00-117-6788	48	14
3110-00-100-6156	122	32	5320-00-117-6788	171	29
3110-00-100-6163	104	5	5320-00-117-6789	49	11
4720-00-101-5593	18	18	5320-00-117-6815	172	1
5330-00-102-4668	20	3	5320-00-117-6888	165	5
5330-00-102-4668	20	3	5320-00-117-6938	49	8
6625-00-102-4778	200	8	5320-00-117-6938	166	7
2815-00-103-2215	50	36	5320-00-117-6941	165	11
2815-00-103-2216	28	10	5320-00-117-6942	165	13
2815-00-103-2217	31	10	5320-00-117-6943	166	18
4710-00-103-2218	42	21	5320-00-117-6955	166	3
2815-00-103-2221	19	3	5320-00-117-6956	167	12
2815-00-103-2222	19	1	5320-00-117-7296	170	8
2815-00-103-2223	11	5	5340-00-119-3900	54	17
2815-00-103-2223	19	19	5330-00-119-8168	211	20
5330-00-103-2891	19	4	5330-00-119-8168	212	18
5310-00-103-2893	125	33	5330-00-119-8168	223	9
5315-00-103-2957	93	15	2540-00-121-9083	209	9
4730-00-103-4546	50	29	2540-00-121-9107	209	9
3020-00-103-4547	11	3	2590-00-122-7228	181	
2815-00-103-4548	31	1	2540-00-122-8956	193	
2815-00-103-4549	42	6	6140-00-125-8780	72	1
2815-00-103-4550	42	45	2990-00-126-9665	38	4
2815-00-103-4551	42	36	2910-00-126-9712	27	14
4110-00-103-4552	42	2	2910-00-126-9713	27	4
2920-00-103-4553	42	4	4730-00-127-4461	104	4
2E15-00-103-4554	42	15	4730-00-127-4461	104	16
2E15-00-103-5619	37	17	4730-00-127-4461	211	12
2540-00-103-9305	197	16	4730-00-127-4461	223	3
2540-00-103-9305	213	22	4730-00-127-4461	230	09
2540-00-104-2222	213	7	5365-00-127-4807	123	27
4720-00-104-6656	47	17	2540-00-127-5322	159	12
5305-00-105-4062	127	10	5305-00-127-7128	167	21
5305-00-105-6871	197	28	4710-00-127-8633	211	22
5305-00-105-6871	213	10	2815-00-131-5586	22	6
2815-00-105-9842	42	7	2815-00-132-0669	22	18
3110-00-106-4426	95	2	5305-00-132-1379	168	3
3110-00-108-9224	24	1	3120-00-133-6398	25	5
2990-00-111-6656	45	19	3120-00-133-6398	133	2
2990-00-112-0267	36	29	3120-00-133-6399	133	15
2815-00-112-4606	13	7	2920-00-133-9629	54	0
5310-00-112-9357	169	11	3020-00-134-8087	94	3
5310-00-112-9357	172	24	3020-00-134-8088	93	20
5306-00-113-3785	214	18	5340-00-134-8970	214	13
5306-00-113-3785	216	10	5305-00-135-3032	199	6
2540-00-113-4180	198	2	5310-00-136-5712	22	13
2540-00-113-4180	199		5310-00-141-1795	184	2
2540-00-113-4180	212	9	4730-00-141-3085	47	19

National Stock Number Cross-Referenced to Figure and Item Number —Continued

NATIONAL STOCK NUMBER	FIGURE NO.	ITEM NO.	NATIONAL STOCK NUMBER	FIGURE NO.	ITEM NO.
4730-00-141-3085	224	8	4720-00-166-4327	BULK	
4730-00-142-1278	27	29	5310-00-167-0721	131	3
5306-00-142-3537	214	15	5310-00-167-0721	137	17
5306-00-142-3537	228	16	5310-00-167-0820	155	6
5306-00-142-3866	168	22	5310-00-167-0820	155	41
5306-00-142-3866	181	14	5310-00-167-0820	156	32
3110-00-142-6040	246	14	5310-00-167-0821	155	31
5970-00-143-3633	202	4	5310-00-167-0821	156	23
5940-00-143-4777	75	36	5310-00-167-0835	190	2
5940-00-143-4777	BULK		5306-00-167-6880	163	3
5940-00-143-4780	68	4	6250-00-167-9225	62	7
5940-00-143-4780	75	18	4910-00-168-2388	263	
5940-00-143-4780	80	8	2510-00-168-2655	171	14
5940-00-143-4780	82	9	2510-00-168-2656	171	30
5940-00-143-4794	75	38	2540-00-168-2657	172	12
5940-00-143-4794	79	2	2540-00-168-2658	172	16
5940-00-143-4794	80	7	2540-00-168-2853	254	
5940-00-143-4794	BULK		2510-00-168-9823	115	1
5940-00-143-5284	78	11	2510-00-168-9823	126A	
5940-00-143-5284	81	6	3040-00-168-9824	115	5
5940-00-143-5284	BULK		3040-00-168-9824	115	12
5977-00-143-6718	202	5	3040-00-168-9824	126A	5
5330-00-143-7002	54	18	3040-00-168-9824	126A	12
5330-00-143-8378	137	7	2540-00-168-9937	163	5
5330-00-143-8697	91	10	2530-00-168-9958	142	
5330-00-144-5458	GRP	0100	3020-00-169-0206	122	36
3110-00-144-8900	202	21	3020-00-169-2833	112	17
2815-00-148-0886	36	40	2940-00-169-2835	29	3
5310-00-148-5171	37	11	5340-00-169-5732	197	26
4910-00-150-5868	265		5340-00-169-5732	213	5
4720-00-150-6198	134	13	5305-00-170-0329	174	9
5306-00-150-9104	137	16	5305-00-170-1716	174	8
5306-00-150-9992	128	15	2510-00-171-2755	175	1
4820-00-152-6195	42	42	2510-00-171-2774	171	17
2815-00-152-6233	9	4	4730-00-172-0010	105	2
6145-00-152-6499	BULK		4730-00-172-0010	107	12
5330-00-154-8358	11	4	4730-00-172-0010	108	2
5330-00-154-8358	19	18	4730-00-172-0010	110	2
3110-00-155-7313	112	41	4730-00-172-0010	118	11
6240-00-155-8714	197	13	4730-00-172-0028	107	1
6240-00-155-8714	213	20	4730-00-172-0028	110	11
3110-00-157-0531	155	26	4730-00-172-0028	118	6
2590-00-158-5630	202	25	4730-00-172-0031	140	10
6140-00-159-0019	72	2	4730-00-172-0031	141	8
5306-00-159-0027	44	13	4730-00-172-0031	144	7
5315-00-159-6280	186	10	4730-00-172-0031	145	6
5310-00-162-4076	166	15	4730-00-172-0031	148	8
5640-00-162-4204	219	4	4730-00-172-0031	152	8
5640-00-162-4205	219	3	4730-00-172-0031	247	7
5640-00-162-4206	219	3	4730-00-172-0034	151	7
5640-00-162-4207	219	2	2990-00-172-0528	38	11
5640-00-162-4208	219	2	5330-00-173-1970	217	3
5640-00-163-0407	219	6	2540-00-173-6931	176	5
5640-00-163-0412	219		2540-00-173-6931	177	3
2540-00-163-0413	214	14	4820-00-174-0339	33	11
2990-00-163-0439	214	2	4730-00-174-2985	34	3
1680-00-163-1569	178	12	4730-00-174-2985	111	4
5640-00-163-4735	219	7	5340-00-174-8702	228	9
5640-00-163-4736	219	5	4730-00-175-0200	215	2
2540-00-163-4744	GRP	3303	5305-00-175-3230	244	3
2540-00-163-4745	214	17	5305-00-175-3230	245	7
5365-00-163-9710	225	18	5305-00-175-3230	249	13
2990-00-164-3265	214	8			

National Stock Number Cross-Referenced to Figure and Item Number —Continued

NATIONAL STOCK NUMBER	FIGURE NO.	ITEM NO.	NATIONAL STOCK NUMBER	FIGURE NO.	ITEM NO.
2910-00-175-9250	28	1	4730-00-196-1498	201	3
2990-00-175-9642	214	9	5310-00-197-4508	54	16
5340-00-176-0457	74	11	5330-00-197-6252	137	31
5340-00-176-0457	84	23	3110-00-198-1829	112	37
5360-00-176-0650	93	14	2510-00-198-2514	174	1
5365-00-176-0666	94	2	3110-00-198-2916	92	24
5330-00-176-1165	91		4710-00-200-0306	BULK	
2520-00-176-3294	247		4710-00-200-0308	BULK	
2590-00-176-3295	42	16	5935-00-201-6673	78	2
2520-00-176-3354	98	36	5935-00-201-6673	81	2
2520-00-176-3355	92	11	5935-00-201-6673	BULK	
2520-00-176-3572	90	16	5310-00-202-4167	18	6
2520-00-176-7869	109	17	4730-00-202-8970	50	3
2520-00-176-7869	120	9	4730-00-202-8972	42	43
5310-00-176-8112	151	2	4730-00-202-9539	101	43
2540-00-176-9223	GRP	3303	5330-00-203-1094	166	10
2590-00-176-9224	228		2910-00-203-3322	41	4
2540-00-176-9225	230		9905-00-205-2795	194	6
5365-00-177-1314	114	13	5365-00-205-5139	37	10
5365-00-177-1314	126	11	2930-00-207-9394	221	19
4730-00-177-1775	30	1	2510-00-207-9395	174	10
5307-00-177-7680	109	14	2510-00-207-9397	174	14
5307-00-177-7680	116	4	2510-00-207-9398	174	4
5307-00-177-7680	120	6	2510-00-207-9399	174	11
2590-00-178-1036	64	12	2510-00-207-9400	174	15
5330-00-178-3773	28	9	2510-00-207-9401	174	2
5310-00-178-9612	53	28	5310-00-208-4211	167	10
6220-00-179-4325	64	8	5310-00-209-0786	178	6
6620-00-179-4830	50	38	5310-00-209-0786	241	6
5330-00-179-6131	205	5	5310-00-209-0965	7	22
5330-00-179-6227	8	5	5310-00-209-0965	52	14
5330-00-179-6227	8	5	5310-00-209-0965	96	14
5330-00-179-6227	8	5	5310-00-209-0965	102	24
9390-00-180-7289	76	9	5310-00-209-0965	109	15
9390-00-180-7289	84	10	5310-00-209-0965	116	5
9390-00-180-7289	86	6	5310-00-209-0965	117	11
9320-00-181-0007	BULK		5310 -00 -209-0965	120	7
9320-00-181-0008	BULK		5310-00-209-0965	127	13
9320-00-181-0016	BULK		5310-00-209-0965	137	24
9320-00-182-3092	BULK		5315-00-209-7977	27	12
5340-00-182-3726	61	9	2510-00-211-5389	190	5
3120-00-182-7958	93	9	2510-00-211-5389	217	9
2540-00-184-8012	185	1	5330-00-211-5403	BULK	
5325-00-185-0951	75	25	5330-00-211-5409	174	13
5325-00-185-0951	79	16	5330-00-212-6290	36	39
4730-00-187-4207	22	7	5330-00-212-6290	28	2
4730-00-187-4207	39	4	5330-00-212-6290	36	39
4730-00-187-4207	40	4	5935-00-214-0904	75	32
4730-00-187-4210	20	6	2590-00-215-4048	71	3
4730-00-187-7610	224	5	4720-00-217-5463	42	44
5365-00-187-8996	211	4	2540-00-217-5782	199	28
5365-00-187-8996	224	10	5365-00-218-1460	30	14
5340-00-187-9011	44	23	5365-00-218-1460	124	12
4730-00-188-3513	224	1	5365-00-218-1460	129	22
4710-00-191-3221		4	5365-00-218-1460	130	5
5365-00-191-3959	225	6	5365-00-218-1460	135	5
2540-00-191-7162	184	4	5120-00-219-8400	261	4
2540-00-191-7162	220	5	4730-00-221-2139	137	26
4720-00-192-9432	47	16	4720-00-224-7953	35	10
5310-00-193-9753	27	28	5305-00-225-3839	47	2
5310-00-193-9753	36	41	5305-00-225-3839	249	1
2590-00-194-2516	68	3	5305-00-225-3840	49	18
5310-00-194-9212	209	28	5305-00-225-3840	233	9

National Stock Number Cross-Referenced to Figure and Item Number —Continued

NATIONAL STOCK NUMBER	FIGURE NO.	ITEM NO.	NATIONAL STOCK NUMBER	FIGURE NO.	ITEM NO.
5305-00-225-3840	245		5306-00-226-4827	100	it
5305-00-225-3843	35		5306-00-226-4829	8	18
5305-00-225-3843	37		5306-00-226-4829	42	41
5310-00-225.5208	200		3110-00-227-2032	36	38
5340-00-225-8313	197		3110-00-227-4669	102	1)
5306-00.225-8495	131		5340-00-229-0360	179	1)
5306-00-225-8496	52		5340-00-230-6692	44	13
5306-00-225-8497	12		5330-00-231-326]	102	
5306-00-225-8497	92		4730-00-231-5642	34	1t
5306-00-225.8498	106		2520-00-235-4357	98	
5306-00.225-8499	20		2540-00-235-4384	133	13
5306-00-225-8499	230		2520-00-235-4772	98	3;1
5306-00-225-8499	231		2520-00-235-4773	98	3',
5306-00-225-8500	50		2520-00-235-4775	98	32
5306-00-225-8502	25		2520-00-235-4784	110	
5306-00-225-8502	37		5330-00-235-4885	50	25
5306.00-225-8508	18		5330-00-235-4885	50	2f
5306-00-225-8510	18		5315.00-236-8353	159	1b
5306.00-225-9084	196		5315-00-236-8359	114	14
5306-00-225-9086	65		5315-00-236-8359	126	12
5306-00.225-9086	71		5315-00-236-8365	230	11
5306-00-225-9086	192		2530-00-239-5823	128	
5306-00-225-9087	25		3020-00-239-5834	50	19
5306-00-225-9087	58		5310-00-241-6921	61	5
5306-00-225-9087	64		4820-00-242-4064	205	16
5306-00-225.9087	173		2540-00-242-5444	199	3]
5306-00-225.9087	208		2540-00-242-5445	199	8
5396-00-225.9087	212		6680-00-242-9229	GRP	2604
5306-00-225-9087	223		5315-00-243-1171	225	13
5306-00-225-9087	225		2530-00-245-1168	128	8
5306.00-225-9088	170		2530-00-245-1169	138	2
5306.00-225-9088	172		2530-00-245-1170	131	1
5306-00-225-9088	181		5310-00.245-3419	243	12
5306-00-225-9088	212		4730-00-246-2762	BULK	
5306-00.225-9088	232		2530-00-247-3277	137	3
5306-00-225-9089	149		2540-00-247-3292	25	4
5306-00-225-9089	172		2540-00-247-3293	25	29
5306-00-225.9089	173		4810-00-248-1635	199	20
5306.00-225-9089	237		5310-00-249-6584	123	12
5306-00-225-9090	172		5330-00-250-5817	38	12
5306-00-225.9090	237		5905-00-251-7145	199	13
5306.00-225-9090	240		2540-00-252-5573	191	3
5306-00-225-9090	252		2530-00-253-1185	138	3
5305-00.225-9091	162		2530-00-253-1188	137	19
5305-00-225-9091	228		2530-00-253-1192	128	14
5305-00-225.9091	242		2530-00-253-1195	137	2
5305-00-225-9092	177		2530-00-253-1198	137	11
5306-00-225-9094	208		5310-00-253-1205	52	12
5306-00-225-9095	235		2530-00-253-1219	128	9
5306-00-225-9095	238		2530-00-253-1223	128	7
5306-00-225-9096	240		2530-00-253-1227	132	5
5306-00-225-9098	225		4710-00-253-1373	129	25
5306-00-225.9100	225		4710.00-253-1373	130	14
5365-00-226-3420	112		4730-00-253-4412	47	21
5365-00-226-3420	122		4730.00-253-4412	224	6
5365-00-226-3420	125		4730-00-253-4414	230	8
5315-00.226-3421	97		4730-00-253-4414	231	12
5306-00-226-4824	209		5305-00-253-5625	205	14
5306-00-226-4825	245		2520-00-253-5823	116	3
5306-00-226-4826	50		2520-00-253-5824	109	3
5306-00-226-4826	51		2520-00-253-5824	120	3
5306-00-226-4826	104		6145-00-254-6094	BULK	
5306-00-226-4826	122		5365-00-255-0296	27	9

National Stock Number Cross-Referenced to Figure and Item Number —Continued

NATIONAL STOCK NUMBER	FIGURE NO.	ITEM NO.	NATIONAL STOCK NUMBER	FIGURE NO.	ITEM NO.
5360-00-255-5733	128	6	5305-00-269-2804	240	22
4730-00-257-2119	32	27	5305-00-269-2805	37	33
4730-00-260-1483	21	4	5305-00-269-2805	90	13
8305-00-260-1749	BULK		5305-00-269-2805	235	5
5310-00-262-3105	37	14	5305-00-269-2805	239	12
5365-00-262-4397	38	5	5305-00-269-2806	39	10
5365-00-262-4701	22	15	5305-00-269-2807	25	24
5310-00-262-5429	36	5	5305-00-269-2807	172	19
5325-00-262-9162	130	8	5305-00-269-2807	192	5
5325-00-262-9162	135	9	5305-00-269-2808	139	20
8305-00-263-2477	187	4	5305-00-269-2808	141	11
8305-00-263-2479	BULK		5305-00-269-2808	144	10
5325-00-263-6632	71	19	5305-00-269-2808	145	9
5320-00-264-0236	236	9	5305-00-269-2808	148	1
5320-00-264-0236	237	3	5305-00-269-2808	152	11
5320-00-264-0236	239	2	5305-00-269-2808	242	28
5320-00-264-0236	240	3	5305-00-269-2810	33	3
5320-00-264-0236	252	1	5305-00-269-2815	37	28
5320-00-264-0236	253	3	5305-00-269-2820	168	17
5320-00-264-0236	BULK		5305-00-269-3208	65	14
5330-00-265-1089	41	3	5305-00-269-3208	91	7
6240-00-266-9940	54	20	5305-00-269-3209	62	15
5305-00-267-8951	160	14	5305-00-269-3209	63	12
5305-00-267-8972	83	1	5305-00-269-3209	222	2
5305-00-267-8972	167	17	5305-00-269-3210	8	23
5305-00-267-8973	82	21	5305-00-269-3210	8	26
5305-00-267-8973	201	5	5305-00-269-3210	12	14
5305-00-267-8973	239	6	5305-00-269-3210	40	15
5305-00-267-8974	30	15	5305-00-269-3210	154	1
5305-00-267-8974	81	10	5305-00-269-3210	160	1
5305-00-267-8974	139	4	5305-00-269-3210	242	6
5305-00-267-8974	198	5	5305-00-269-3211	6	2
5305-00-267-8974	200	15	5305-00-269-3211	9	5
5305-00-267-8974	211	3	5305-00-269-3211	18	8
5305-00-267-8974	211	26	5305-00-269-3211	29	9
5305-00-267-8974	229	10	5305-00-269-3211	49	1
5305-00-267-8974	241		5305-00-269-3211	52	6
5305-00-267-8975	167	18	5305-00-269-3211	73	3
5305-00-267-8977	48	9	5305-00-269-3211	242	1
5305-00-267-8977	128	23	5305-00-269-3211	243	22
5305-00-267-8979	190	17	5305-00-269-3212	166	16
5305-00-267-8979	242	13	5305-00-269-3212	243	6
5305-00-267-8980	185	7	5305-00-269-3213	24	8
5305-00-267-8980	216	6	5305-00-269-3213	29	6
5305-00-267-8982	190	4	5305-00-269-3213	52	17
5305-00-267-8982	217	7	5305-00-269-3213	206	1
5305-00-267-8982	228	11	5305-00-269-3213	246	5
5305-00-267-8983	191	11	5305-00-269-3215	7	8
5305-00-267-8983	216	11	5305-00-269-3215	243	8
5305-00-267-8983	217	11	5305-00-269-3216	7	3
5305-00-267-8984	190	7	5305-00-269-3216	19	20
5305-00-267-8984	216	12	5305-00-269-3216	27	1
5305-00-267-8985	215	1	5305-00-269-3218	18	15
5305-00-267-9692	160	18	5305-00-269-3219	7	5
5310-00-268-7271	53	49	5305-00-269-3226	50	20
5305-00-269-2800	66	16	5305-00-269-3237	90	6
5305-00-269-2801	15	12	5305-00-269-3237	91	3
5305-00-269-2801	42	1	5305-00-269-3237	115	6
5305-00-269-2803	139	14	5305-00-269-3237	115	14
5305-00-269-2803	171	32	5305-00-269-3237	126A	6
5305-00-269-2803	209	21	5305-00-269-3237	126A	14
5305-00-269-2804	172	10	5305-00-269-3237	167	3
5305-00-269-2804	236	4	5305-00-269-3239	7	6

National Stock Number Cross-Referenced to Figure and Item Number —Continued

NATIONAL STOCK NUMBER	FIGURE NO.	ITEM NO	NATIONAL STOCK NUMBER	FIGURE NO.	ITEM NO.
5305-00-269-3239	103	29	5340-00-282-7519	130	2
5305-00-269-3240	167	1	5340-00-282-7519	134	7
5305-00-269-3241	98	12	5340-00-282-7519	135	2
5305-00-269-3241	103	15	5340-00-282-7539	18	13
5305-00-269-3241	105	10	5925-00-283-6511	59	7
5305-00-269-3241	110	4	5325-00-285-6264	176	22
5305-00-269-3241	112	13	5325-00-285-6295	176	21
5305-00-269-3241	118	8	5325-00-285-6295	177	15
5305-00-269-3243	90	12	5340-00-286-2494	44	16
5305-00-269-3243	98	21	5330-00-286-6815	249	18
5305-00-269-4511	47	3	4730-00-287-1649	47	22
5305-00-269-4511	52	2	2910-00-287-1912	40	7
5306-00-269-4526	100	6	4820-00-287-4268	134	27
4730-00-270-4583	34	10	4730-00-289-0147	230	12
4030-00-270-5436	48	18	4730-00-289-0147	232	11
4030-00-270-5436	176	16	4730-00-289-1933	34	1
4030-00-270-5436	177	10	4730-00-289-5176	32	26
5310-00-270-7111	17	17	4730-00-289-5176	50	2
3110-00-271-0385	140	20	3110-00-289-6748	137	10
4720-00-271-9839	264	2	4010-00-290-4352	237	5
5305-00-272-2080	26	6	4010-00-290-4352	237	10
3020-00-272-6038	27	13	4010-00-290-4352	237	17
5306-00-273-6722	53	30	4010-00-290-4352	252	8
2530-00-273-8488	128	18	4010-00-290-4352	BULK	
5310-00-274-4658	15	1	5330-00-290-7860	22	11
5310-00-274-4658	15	10	5330-00-291-3275	244	6
4010-00-274-6830	BULK		5330-00-291-3275	245	3
5310-00-276-3015	27	2	5310-00-291-4619	53	20
5315-00-276-4818	15	16	5330-00-291-7337	202	22
5325-00-276-4993	197	21	5306-00-292-4590	16	1
5325-00-276-4993	213	16	5110-00-294-4606	260	2
5325-00-276-6082	168	5	6240-00-295-2421	69	1
5325-00-276-6091	241	4	6240-00-295-2668	62	5
5325-00-276-6099	129	18	5935-00-295-6403	BULK	
5325-00-276-6100	55	18	5930-00-296-6318	54	7
5325-00-276-6100	61	18	5930-00-296-6319	54	2
5325-00-276-6100	168	11	5330-00-297-6329	54	19
5325-00-276-6343	74	21	5340-00-297-6637	BULK	
5305-00-276-8024	36	2	5330-00-297-7106	62	3
5305-00-276-8024	36	9	5330-00-297-7106	63	2
3110-00-277-0269	36	10	5330-00-297-7106	65	10
4710-00-277-5525	BULK		5310-00-297-8836	38	
4710-00-277-5527	BULK		5330-00-297-9776	33	
4730-00-277-8273	6	9	5315-00-298-1481	102	21
4730-00-277-8274	32	11	5315-00-298-1481	112	27
4730-00-277-8764	42	25	5315-00-298-1481	122	1
4730-00-278-0158	42	3	5315-00-298-1481	143	8
4710-00-278-2184	BULK		5315-00-298-1481	146	8
4730-00-278-4284	47	20	5315-00-298-1481	150	
4730-00-278-4651	121	4	5315-00-298-1481	151	
4720-00-278-8017	225	8	5315-00-298-1481	157	12
4730-00-278-8763	35	2	5330-00-298-5555	23	
4730-00-278-9140	42	17	5310-00-298-8903	75	11
4730-00-279-8123	129	34	5310-00-298-8903	79	10
5935-00-280-1936	227	11	5310-00-298-8903	80	
5935-00-280-1936	234	3	5310-00-298-8903	92	3
5325-00-281-8643	190	20	5310-00-298-8903	89	B
5325-00-282-0624	170		2590-00-299-0753	202	
5365-00-282-5031	17	16	6210-00-299-5564	54	31
5340-00-282-7409	182	11	6220-00-299-7425	67	2
5340-00-282-7519	30	13	6220-00-299-7426	67	2
5340-00-282-7519	121	2	5325-00-303-4932	190	23
5340-00-282-7519	124	8	5310-00-304-9615	202	27
5340-00-282-7519	129	3	2590-00-307-8856	54	1

National Stock Number Cross-Referenced to Figure and Item Number —Continued

NATIONAL STOCK NUMBER	FIGURE No.	ITEM NO.	NATIONAL STOCK NUMBER	FIGURE No.	ITEM NO.
2590-00-308-2781	60	10	5330-00-364-3434	27	17
5315-00-310-4530	94	7	2910-00-364-3439	9	16
2520-00-310-4531	94	8	5340-00-367-7300	42	53
2520-00-310-4534	93	5	2815-00-367-7305	37	9
5340-00-310-4536	92	25	2815-00-367-7305	37	38
5365-00-310-4545	93	3	6220-00-368-4940	69	2
6625-00-321-6365	54	22	6220-00-368-4945	62	9
4730-00-322-8005	32	25	6220-00-368-4945	63	8
5306-00-325-2507	113		6220-00-368-4945	65	7
2815-00-325-4968	6	12	2540-00-368-5015	248	2
5340-00-328-4504	98	6	2520-00-368-6961	105	6
5306-00-328-8866	72	3	2520-00-368-6961	107	8
4730-00-331-4576	245	5	2520-00-368-6961	108	4
5935-00-333-3088	75	31	2510-00-370-3390	207	
5340-00-333-6060	BULK		5310-00-374-0824	140	2
5310-00-333-7341	197	8	5999-00-374-0826	71	5
5310-00-333-7341	199	11	2910-00-374-4929	27	10
5310-00-333-7341	213	25	5360-00-378-7648	100	7
5935-00-333-9414	75	7	5220-00-387-9581	258	4
5935-00-333-9414	76	11	2990-00-488-2670	38	
5935-00-333-9414	77	4	2520-00-388-4019	93	16
5935-00-333-9414	78	4	4910-00-391-1705	274	8
5935-00-333-9414	81	4	5310-00-393-6685	251	1
5935-00-333-9414	84	8	5935-00-399-6673	75	16
5935-00-333-9414	86	5	5940-00-399-6676	75	8
5935-00-333-9414	86	5	5940-00-399-6676	76	4
5935-00-333-9414	87	3	5940-00-399-6676	77	11
5935-00-333-9414	88	6	5940-00-399-6676	78	5
5935-00-333-9414	89	6	5940-00-399-6676	79	8
5935-00-333-9414	BULK		5940-00-399-6676	80	2
4730-00-334-5534	21	1	5940-00-399-6676	82	2
4730-00-334-5550	32	9	5940-00-399-6676	84	5
5306-00-335-4376	53	41	5940-00-399-6676	85	8
4730-00-336-9465	124	9	5940-00-399-6676	86	4
4730-00-336-9465	129	6	5940-00-399-6676	87	7
4730-00-336-9465	134	2	5940-00-399-6676	89	9
4730-00-336-9541	32	39	5940-00-399-6676	227	1
4730-00-336-9553	21	3	5940-00-399-6676	234	6
4730-00-336-9553	30	2	5940-00-399-6676	251	7
4730-00-336-9558	224	18	5940-00-399-6676	BULK	
4730-00-336-9558	11120	30	4730-00-402-4401	104	8
6220-00-337-6471	63		4730-00-402-4401	129	14
6210-00-337-7345	54	21	4730-00-402-4401	134	18
5935-00-339-2822	55	13	3020-00-403-0017	92	21
5935-00-338-2822	78	15	5305-00-403-5130	199	10
5935-00-338-2822	81	12	5360-00-403-9500	128	2
3120-00-340-1384	113	13	2530-00-404-0749	128	
2815-00-345-6073	17	12	5306-00-404-0781	137	14
5310-00-350-2655	66	11	5306-00-404-0782	137	13
2920-00-350-9402	250		5360-00-404-0786	25	31
4710-00-350-9896	BULK		5360-00-404-0786	133	12
6250-00-353-0955	63	6	4730-00-404-3203	129	26
5305-00-353-0969	61	4	5310-00-404-3207	137	27
5305-00-354-1227	16	6	5310-00-404-3209	137	28
5305-00-354-1227	18	2	5330-00-404-5919	137	9
5305-00-354-1227	51	2	2590-00-404-5920	137	8
5365-00-354-1308	28	4	2520-00-404-7382	109	2
4910-00-355-6248	264	5	2520-00-404-7382	116	2
5306-00-358-9309	105	7	2520-00-404-7382	120	2
5306-00-358-9309	107	7	4720-00-404-7443	134	9
5306-00-358-9309	108	5	4720-00-404-7443	135	11
4820-00-360-8299	22	19	2540-00-406-7297	191	6
2815-00-363-7300	13	6	3040-00-406-9055	25	9

National Stock Number Cross-Referenced to Figure and Item Number —Continued

NATIONAL STOCK NUMBER	FIGURE NO.	ITEM NO.	NATIONAL STOCK NUMBER	FIGURE NO.	ITEM NO.
2910-00-406-9356	33	16	5355-00-423-1657	96	
5310-00-407-9566	8	17	5355-00-423-1657	103	1
5310-00-407-9566	12	5	2520-00-424-4019	20	
5310-00-407-9566	18	21	5340-00-418-0745	53	2
5310-00-407-9566	19	16	6220-00-428-5943	64	
5310-00-407-9566	25	2	4730-00-430-9516	53	
5310-00-407-9566	36	34	2520-00-431-1684	110	
5310-00-407-9566	38	14	6240-00-431-8341	61	14
5310-00-407-9566	42	33	2590-00-432-1335	243	11
5310-00-407-9566	45	4	2590-00-432-7238	71	20
5310-00-407-9566	50	23	4730-00-433-3438	232	12
5310-00-407-9566	50	27	5970-00-433-9294	227	5
5310-00-407-9566	51	7	5970-00-433-9294	234	2
5310-00-407-9566	52	19	5330-00-434-4586	217	4
5310-00-407-9566	53	29	3130-00-436-4808	106	2
5310-00-407-9566	100	17	3120-00-437-7207	137	5
5310-00-407-9566	104	17	5310-00-441-5473	53	44
5310-00-407-9566	106	7	6220-00-443-0589	61	8
5310-00-407-9566	122	6	2990-00-444-0180	36	28
5310-00-407-9566	123	9	5365-00-447-1972	155	11
5310-00-407-9566	127	4	5365-00-447-1972	156	13
5310-00-407-9566	132	10	5310-00-447-3196	92	5
5310-00-407-9566	141	15	4910-00-448-5288	266	8
5310-00-407-9566	147	5	2520-00-449-7337	98	17
5310-00-407-9566	152	15	2530-00-450-9654	132	7
5310-00-407-9566	162	12	9390-00-451-1040	172	6
5310-00-407-9566	173	6	5975-00-451-5001	230	5
5310-00-407-9566	181	33	5340-00-456-1011	181	17
5310-00-407-9566	208	13	5340-00-456-1011	181	30
5310-00-407-9566	209	13	5305-00-456-2582	199	4
5310-00-407-9566	225	2	6220-00-456-6106	66	9
5310-00-407-9566	230	23	2530-00-457-1935	132	6
5310-00-407-9566	231	2	2530-00-457-1935	132	8
5310-00-407-9566	232	23	2530-00-457-1956	128	
5310-00-407-9566	235	2	2530-00-457-1958	128	
5310-00-407-9566	237	20	5330-00-458-0566	91	4
5310-00-407-9566	238	2	2520-00-458-0572	98	2
5310-00-407-9566	240	11	2520-00-459-9453	91	6
5310-00-407-9566	249	2	5330-00-460-2577	92	20
5310-00-407-9566	249	21	5330-00-460-2578	92	10
2540-00-408-2432	159	3	2815-00-462-2171	38	13
9320-00-409-6679	BULK		5330-00-463-0200	64	7
5310-00-410-2327	137	33	5310-00-463-0268	61	10
5330-00-410-2329	109	1	2590-00-465-1634	201	7
5330-00-410-2329	116	1	5310-00-476-7648	53	36
5330-00-410-2329	120	1	4820-00-477-9779	39	9
5305-00-410-6957	120	4	4820-00-477-9879	35	1
5305-00-410-6957	124	19	5340-00-479-2953	BULK	
4720-00-410-9787	129	1	5330-00-483-2408	192	4
4720-00-410-9787	130	12	2590-00-484-3315	226	12
5330-00-410-9802	137	18	2590-00-484-3315	233	14
9340-00-411-4191	BULK		4730-00-484-3473	BULK	43
2990-00-411-9536	44	2	2815-00-485-9346	50	21
5365-00-412-9194	161	5	2520-00-488-9354	110	6
2590-00-413-4334	199	17	2510-00-489-8295	181	7
9390-00-414-7139	75	26	4720-00-491-0102	BULK	
9390-00-414-7139	79	15	2930-00-491-0135	50	6
9390-00-414-7139	88	5	2930-00-491-0136	50	
9390-00-414-7139	89	5	5310-00-493-4020	209	8
9320-00-417-7243	BULK		5120-00-494-1843	257	5
6240-00-419-3185	60	2	5365-00-494-2202	36	21
6680-00-421-1578	99	4	2520-00-495-4436	98	29
4730-00-421-9400	32	30	5306-00-495-7742	250	9

National Stock Number Cross-Referenced to Figure and Item Number—Continued

NATIONAL STOCK NUMBER	FIGURE NO	ITEM NO.	NATIONAL STOCK NUMBER	FIGURE NO.	ITEM NO.
2530-00-495-8659	131		4730-00-549-8814	199	7
4730-00-496-7516	6	10	5310-00-550-1130	71	17
5365-00-497-9648	137	30	5310-00-550-1130	191	8
5120-00-498-3862	262	5	5310-00-550-1130	192	13
6220-00-500-0437	65	1	5310-00-550-1130	197	27
2920-00-502-1243	53	32	5310-00-550-1130	213	9
5310-00-503-6508	181	21	5306-00-550-1201	19	17
5325-00-505-4798	170	10	5310-00-550-1459	229	14
5340-00-506-1514	180	2	5307-00-550-1879	23	3
5330-00-514-4804	37	18	5320-00-550-2401	179	5
5310-00-514-6674	92	22	5310-00-550-3915	38	6
5310-00-514-6674	245	15	5340-00-550-8070	96	6
5340-00-515-0525	27	7	5310-00-551-0433	40	2
3120-00-516-7516	101	33	5925-00-553-2274	197	9
5310-00-521-4890	164	8	5925-00-553-2274	213	26
4730-00-522-2252	36	45	3110-00-554-2979	112	7
5310-00-523-2405	136	4	3110-00-554-2979	122	19
2590-00-525-1352	71	9	3110-00-554-2979	125	22
5330-00-527-7523	12	3	3110-00-554-3197	249	15
5340-00-528-1402	98	22	3110-00-554-5302	123	3
2530-00-528-2879	130	15	3110-00-554-4431	101	6
5330-00-528-2897	19	14	3110-00-554-5625	36	22
5330-00-528-2897	19	11	3110-00-554-5650	122	10
5306-00-529-1732	105	13	3110-00-554-6077	246	3
5340-00-529-1733	105	12	5840-00-555-2352	32	40
5340-00-530-5021	182	13	4730-00-555-2596	129	36
5305-00-531-0450	197	22	3110-00-555-5207	123	6
5305-00-531-0450	213	6	5940-00-557-2344	227	6
5340-00-531-8031	8	16	5940-00-557-2344	234	10
5940-00-534-0986	234	1	5940-00-557-4338	251	8
5330-00-534-2937	155	15	5940-00-557-4344	75	41
5330-00-534-2937	156	31	5940-00-557-4344	BULK	
5340-00-536-0186	181	44	5940-00-557-4345	79	5
2520-00-536-9770	92	12	5940-00-557-4346	79	4
5935-00-537-0167	251	9	2590-00-557-8175	46	2
2510-00-538-0382	172	5	5310-00-559-0070	54	27
2510-00-538-0383	172	20	5365-00-559-7574	202	8
6145-00-538-8219	BULK		2930-00-561-9438	18	10
6145-00-538-8222	BULK		5120-00-563-4928	262	3
4730-00-540-2612	36	43	5120-00-563-4930	262	
4730-00-542-5683	151	8	5120-00-563-4931	262	2
6145-00-542-6834	60	20	4710-00-563-4932	129	32
5310-00-543-2009	246	7	3040-00-563-4955	25	23
5305-00-543-2419	10	7	4710-00-563-4960	129	31
5305-00-543-2419	18	9	4710-00-563-4960	129	33
5305-00-543-2419	19	25	5340-00-566-7779	183	13
5305-00-543-2419	42	14	5340-00-566-7779	185	12
5305-00-543-2419	50	33	2815-00-567-4398	17	11
5305-00-543-2419	101	44	2510-00-571-7040	171	6
5305-00-543-2866	101	5	2815-00-572-8726	17	2
5325-00-543-2902	74	20	5935-00-572-9180	61	16
5325-00-543-2902	199	19	5935-00-572-9180	62	17
5340-00-543-3441	179	7	5935-00-572-9180	63	14
5340-00-543-3477	254	7	5935-00-572-9180	65	11
5365-00-543-3615	40	8	5935-00-572-9180	66	5
5325-00-543-3667	232	17	5935-00-572-9180	71	25
5340-00-543-3756	179	9	5935-00-572-9180	75	15
5310-00-543-4385	56	3	5935-00-572-9180	76	3
5306-00-543-4405	45	5	5935-00-572-9180	77	2
5306-00-543-5696	12	15	5935-00-572-9180	84	4
6220-00-545-8618	65	5	5935-00-572-9180	227	8
5940-00-549-6581	73	10	6220-00-577-3434	67	
5940-00-549-6583	73	12	5977-00-578-6495	71	10

National Stock Number Cross-Referenced to Figure and Item Number —Continued

NATIONAL STOCK NUMBER	FIGURE	ITEM NO	NATIONAL STOCK NUMBER	FIGURE NO.	ITEM NO
5330-00-579-7914	102	5	5310-00-595-6179	146	9
5330-00-579-8156	202	2	5310-00-595-6179	150	
5330-00-579-9206	60	4	5310-00-595-6772	183	1a
5935-00-581-2926	227	12	5310-00-595-6772	185	14
5935-00-581-2926	234	4	5310-00-595-7044	78	
5320-00-582-3303	204	12	5310-00-595-7044	79	12
5310-00-582-5965	26		5310-00-595-7044	84	13
5310-00-582-5965	37	7	5310-00-595-7044	197	13
5310-00-582-5965	44	7	5340-00-597-5322	44	15
5310-00-582-5965	47	10	5340-00-597-5322	230	27
5310-00-582-5965	57	2	5340-00-598-5135	36	36
5310-00-582-5965	60	7	5330-00-599-0505	9	15
5310-00-582-5965	61	11	5330-00-599-5577	29	5
5310-00-582-5965	79	23	5330-00-599-5577	28	5
5310-00-582-5965	98	31	2815-00-600-5567	17	22
5310-00-582-5965	133	8	5310-00-602-6363	25	22
5310-00-582-5965	134	34	4910-00-603-8925	260	4
5310-00-582-5965	160	13	5306-00-604-7961	40	3
5310-00-582-5965	178	15	5330-00-604-8094	22	16
5310-00-582-5965	185	3	5325-00-604-9662	190	21
5310-00-582-5965	197	5	2815-00-606-8383	12	4
5310-00-582-5965	201	6	2590-00-606-8504	71	
5310-00-582-5965	202	32	3120-00-606-9373	53	38
5310-00-582-5965	207	5	2910-00-608-0486	27	16
5310-00-582-5965	210	3	2540-00-608-8102	199	23
5310-00-582-5965	224	25	2590-00-612-2181	71	1
5310-00-582-5965	225	10	5330-00-612-3123	40	9
5310-00-582-5965	228	2	5340-00-612-3134	40	10
5310-00-582-5965	228	7	5306-00-613-9396	28	11
5310-00-582-5965	229	8	5330-00-613-9397	8	15
5310-00-582-5965	230	16	5330-00-613-9397	50	32
5310-00-582-5965	231	5	5310-00-614-3505	52	11
5310-00-582-5965	239	8	5930-00-615-7897	197	14
5935-00-583-8611	87	2	5930-00-615-7897	213	15
5320-00-584-0672	165	10	5315-00-616-5516	202	16
5320-00-584-0672	166	19	5315-00-616-5523	101	8
5310-00-584-5272	90	18	5315-00-616-5525	36	
5310-00-584-5272	109	10	5315-00-616-5526	52	9
5310-00-584-5272	124	3	4730-00-617-8624	50	14
5310-00-584-5272	139	8	5330-00-618-1603	112	56
5310-00-584-5272	149	2	5320-00-619-4039	186	5
5310-00-584-5272	165	18	5320-00-619-4093	167	11
5310-00-584-5272	181	46	5360-00-619-8198	40	
5310-00-584-5272	205	7	4820-00-620-8123	205	17
5310-00-584-5272	206	9	5310-00-620-8186	33	4
5310-00-584-5272	243	15	3010-00-623-2772	256	5
5310-00-584-7888	109	7	2910-00-624-0736	28	8
5310-00-584-7888	119	4	5330-00-624-6296	18	11
5310-00-584-7888	124	14	5365-00-625-3079	60	3
5310-00-584-7888	154	6	5310-00-625-5756	45	21
5330-00-585-3645	123	18	5310-00-627-6128	44	3
5975-00-588-0387	54	15	5310-00-627-6128	73	2
2540-00-591-5135	183	3	5330-00-629-6340	22	14
5180-00-591-6631	259	3	5935-00-629-9241	68	5
4910-00-591-6632	261	3	5935-00-629-9241	88	7
4910-00-591-6633	257	7	5935-00-636-5701	60	9
4910-00-591-6634	260	3	5310-00-637-9541	6	3
5120-00-591-6639	261	2	5310-00-637-9541	7	2
4910-00-591-6640	258	3	5310-00-637-9541	8	22
5330-00-593-6442	202	11	5310-00-637-9541	9	6
2815-00-593-6940	15	19	5310-00-637-9541	10	5
4710-00-595-1824	BULK		5310-00-637-9541	12	13
5310-00-595-6179	143	7	5310-00-637-9541	15	11

National Stock Number Cross-Referenced to Figure and Item Number —Continued

NATIONAL STOCK NUMBER	FIGURE NO.	ITEM NO.	NATIONAL STOCK NUMBER	FIGURE NO.	ITEM NO.
5310-00-637-9541	18	3	5310-00-655-9860	76	8
5310-00-637-9541	18	14	5310-00-655-9860	77	6
5310-00-637-9541	19	21	5310-00-655-9860	84	11
5310-00-637-9541	22	9	5310-00-655-9860	85	3
5310-00-637-9541	24	4	5310-00-655-9860	87	5
5310-00-637-9541	29	7	5310-00-655-9860	88	3
5310-00-637-9541	37	29	5310-00-655-9860	89	3
5310-00-637-9541	39	11	5310-00-656-0067	60	13
5310-00-637-9541	40	16	5360-00-664-7850	28	6
5310-00-637-9541	42	13	6620-00-671-4509	263	6
5310-00-637-9541	42	39	5935-00-676-1639	88	8
5310-00-637-9541	48	3	5935-00-677-4444	75	17
5310-00-637-9541	49	25	5935-00-677-4444	82	8
5310-00-637-9541	50	34	3110-00-678-1865	101	16
5310-00-637-9541	51	10	2590-00-678-6140	71	13
5310-00-637-9541	52	18	5325-00-678-8435	251	12
5310-00-637-9541	62	14	6220-00-678-9045	61	
5310-00-637-9541	63	5	6220-00-678-9046	66	1
5310-00-637-9541	63	11	2520-00-679-0940	94	6
5310-00-637-9541	65	13	2520-00-679-1009	95	1
5310-00-637-9541	66	12	5930-00-679-5925	199	15
5310-00-637-9541	90	5	2590-00-679-9643	201	13
5310-00-637-9541	91	2	5940-00-681-1514	59	3
5310-00-637-9541	91	8	5325-00-682-1614	64	13
5310-00-637-9541	98	10	5315-00-682-1733	244	22
5310-00-637-9541	100	21	5315-00-682-1733	245	9
5310-00-637-9541	101	2	5325-00-682-1839	73	8
5310-00-637-9541	103	14	5310-00-682-5930	48	8
5310-00-637-9541	103	24	5310-00-682-5930	49	2
5310-00-637-9541	106	9	5310-00-682-5930	168	8
5310-00-637-9541	112	4	5360-00-682-7190	19	12
5310-00-637-9541	122	46	5320-00-685-0516	170	21
5310-00-637-9541	125	25	5935-00-686-2599	75	19
5310-00-637-9541	139	12	5935-00-686-2605	60	18
5310-00-637-9541	141	12	5935-00-686-2606	76	7
5310-00-637-9541	144	2	5935-00-686-2606	77	7
5310-00-637-9541	145	10	5935-00-686-2606	84	12
5310-00-637-9541	148	2	5935-00-686-2606	85	2
5310-00-637-9541	152	12	5935-00-686-2610	75	28
5310-00-637-9541	154	2	5935-00-686-4007	75	23
5310-00-637-9541	159	8	6240-00-686-4168	61	15
5310-00-637-9541	160	2	6210-00-686-4999	75	39
5310-00-637-9541	161	2	5305-00-688-2111	36	35
5310-00-637-9541	181	49	6210-00-688-5088	197	12
5310-00-637-9541	192	8	6210-00-688-5088	213	19
5310-00-637-9541	202	26	4730-00-689-1231	32	18
5310-00-637-9541	206	2	4730-00-689-1231	211	17
5310-00-637-9541	209	23	4730-00-689-1231	223	12
5310-00-637-9541	222	5	4730-00-689-1236	32	15
5310-00-637-9541	235	10	4730-00-689-1236	212	15
5310-00-637-9541	236	7	4730-00-689-1236	223	10
5310-00-637-9541	239	15	2590-00-689-3386	71	15
5310-00-637-9541	240	19	5340-00-689-7213	159	9
5310-00-637-9541	242	2	5340-00-689-7213	181	48
5310-00-637-9541	243	2	5360-00-689-8264	17	14
5310-00-637-9541	255	4	5935-00-691-5591	60	12
5330-00-641-4336	75	2	5360-00-691-7917	38	2
5330-00-641-4336	78	12	2815-00-692-4152	15	9
5330-00-641-4336	86	10	2590-00-692-9279	57	1
4730-00-652-8288	35	7	6220-00-693-4175	66	4
5930-00-655-1514	197	11	6220-00-695-1107	66	2
5930-00-655-1514	213	1	5935-00-695-9067	87	4
5310-00-655-9370	117	6	2590-00-695-9076	75	12

National Stock Number Cross-Referenced to Figure and Item Number —Continued

NATIONAL STOCK NUMBER	FIGURE NO.	ITEM NO.	NATIONAL STOCK NUMBER	FIGURE NO.	ITEM NO.
2590-00-695-9076	79	9	5305-00-719-5221	92	14
2590-00-695-9076	80	5	5305-00-719-5235	109	5
2590-00-695-9076	82	4	5305-00-719-5235	165	3
2590-00-695-9076	89	7	5305-00-719-5238	120	5
5935-00-695-9077	78	8	5305-00-719-5238	124	1
5935-00-695-9077	79	11	5305-00-719-5243	139	5
5935-00-695-9077	84	17	5305-00-719-5243	149	4
5935-00-695-9077	197	19	5305-00-719-5269	124	18
5365-00-696-0267	123	16	4730-00-720-1398	103	17
5975-00-697-6991	75	29	5305-00-721-4747	255	9
5975-00-697-7769	60	17	5305-00-721-4747	255	11
2920-00-699-9078	53		5320-00-721-9062	236	1
5930-00-699-9438	54	8	5340-00-721-9658	38	3
6210-00-699-9457	54	30	4910-00-722-3877	259	1
6210-00-699-9458	54	14	5330-00-724-4286	244	18
3120-00-700-0435	101	11	5330-00-724-4286	249	4
5340-00-700-0730	122	28	5305-00-724-5884	244	14
5330-00-700-6237	62	13	5305-00-724-5893	244	24
5330-00-700-6237	63	10	5305-00-724-5893	249	9
5340-00-702-2848	74	19	5305-00-724-6798	200	11
5340-00-702-2848	232	16	5305-00-724-6799	200	5
4730-00-702-6932	90	3	5305-00-724-7224	162	4
5305-00-702-9070	202	34	5305-00-724-7266	7	19
2520-00-705-3088	94	8	5305-00-725-0154	165	6
5365-00-705-3092	93	5	5305-00-725-2317	112	32
2520-00-705-3094	92	8	4010-00-725-3338	BULK	
5970-00-705-6634	60	21	5305-00-725-4111	156	30
6145-00-705-6674	BULK		5305-00-725-4183	139	6
6145-00-705-6676	BULK		5305-00-725-4187	149	6
6145-00-705-6678	BULK		5340-00-725-5280	52	3
5940-00-705-6701	69	3	5340-00-725-5280	230	32
5940-00-705-6728	BULK	52	5310-00-725-7382	42	51
5940-00-705-6732	79	3	5305-00-726-2568	7	1
5940-00-705-6732	BULK		5320-00-727-8418	170	4
2815-00-705-9271	261	5	5305-00-727-8815	11	1
5340-00-706-4507	180	1	5305-00-727-8815	139	17
5330-00-706-6070	91	11	5305-00-727-8816	154	5
2910-00-707-1253	27	26	5305-00-728-5474	119	1
5305-00-709-8516	167	16	5310-00-728-6363	165	4
5305-00-709-8531	117	3	5310-00-728-6363	243	23
5305-00-709-8539	96	13	5935-00-729-8217	75	27
5305-00-709-8539	117	9	5935-00-729-8217	79	17
5305-00-709-8540	117	13	5935-00-730-7325	251	4
5305-00-709-8542	7	21	4730-00-730-7368	33	12
5305-00-710-4196	237	13	5330-00-731-9452	102	16
4940-00-711-1918	260	1	5310-00-732-0558	53	45
4940-00-711-1919	257	3	5310-00-732-0558	66	13
4940-00-711-1920	258	1	5310-00-732-0558	73	1
2590-00-712-8370	202		5310-00-732-0558	222	6
2590-00-712-8859	202	13	5310-00-732-0559	209	24
5935-00-713-8328	87	6	5310-00-732-0559	236	6
5935-00-713-8328	88	2	6680-00-732-0561	256	2
5935-00-713-8328	89	2	5365-00-732-0642	62	11
5365-00-715-1152	53	4	2540-00-732-1455	176	18
5305-00-716-8182	159	11	5315-00-732-2837	114	9
5305-00-716-8183	139	18	5315-00-732-2837	126	8
5305-00-716-8183	181	23	5330-00-733-0733	18	1
5305-00-716-8187	205	8	5120-00-733-8888	260	5
5305-00-716-8187	206	10	5977-00-733-9909	53	46
2520-00-718-4026	93	19	3120-00-733-9912	53	25
5305-00-719-5209	137	29	3120-00-733-9915	53	14
5305-00-719-5219	181	52	5977-00-733-9916	53	48
5305-00-719-5221	37	16	5306-00-734-6774	100	1

National Stock Number Cross-Referenced to Figure and Item Number —Continued

NATIONAL STOCK NUMBER	FIGURE NO.	ITEM NO.	NATIONAL STOCK NUMBER	FIGURE NO.	ITEM NO.
5306-00-734-6774	122	29	5310-00-761-6882	43	
5330-00-735-1272	71	11	5310-00-761-6882	79	24
5306-00-735-2930	45	18	5310-00-761-6882	133	10
5330-00-735-4298	22	1	5310-00-761-6882	197	4
5310-00-735-5396	159		5310-00-761-6882	212	28
2910-00-735-6187	27	3	5310-00-761-6882	213	8
2920-00-735-9542	43	3	5310-00-761-6882	224	26
4910-00-736-1371	257	4	5310-00-761-6882	226	6
2540-00-737-1193	44	10	5310-00-761-6882	230	17
2540-00-737-2703	192	7	5310-00-761-6882	231	4
2590-00-737-3216	71	8	5310-00-761-6882	233	5
3120-00-737-3343	155	14	5305-00-762-6041	124	17
3120-00-737-3343	156	28	3030-00-763-0746	250	10
4030-00-737-3735	159	14	5330-00-763-2655	106	4
5305-00-737-5694	62	12	5310-00-763-8894	124	13
5340-00-737-7028	25	18	5310-00-763-8894	154	7
5330-00-737-8006	246	22	5310-00-763-8901	109	8
2920-00-738-6272	73	11	5310-00-763-8901	163	1
5930-00-738-9128	69	4	5310-00-763-8904	7	15
3120-00-741-1802	244	7	5310-00-763-8904	114	7
3120-00-741-1802	245	13	5310-00-763-8904	126	6
5315-00-741-1927	245	17	5310-00-763-8904	156	24
3830-00-741-1930	245	1	5310-00-763-8920	205	3
5340-00-741-2202	104	15	5340-00-763-9287	252	9
2520-00-741-3266	104	2	5360-00-763-9360	178	13
5360-00-741-3283	104	6	5305-00-764-0070	200	10
5360-00-741-3284	104	3	5340-00-764-2334	171	21
2940-00-745-7730	39	7	5340-00-764-2334	235	15
2930-00-751-9009	22	5	5320-00-764-3761	53	33
5310-00-752-1234	102	20	4910-00-764-5626	GRP	2604
9905-00-752-4649	43	5	5330-00-765-1834	29	2
9905-00-752-4649	60	19	2520-00-765-3031	93	1
9905-00-752-4649	66	6	5310-00-765-3197	196	2
9905-00-752-4649	77	12	5307-00-765-4215	22	21
9905-00-752-4649	227	4	5305-00-765-4257	174	3
9905-00-752-4649	234	9	5935-00-765-5458	66	7
9905-00-752-4649	BULK		5310-00-768-0318	205	9
6220-00-752-6018	63	2	5310-00-768-0319	61	12
6220-00-752-6030	65	2	5310-00-768-0319	168	7
5365-00-752-7633	88	4	5310-00-768-0319	225	9
5365-00-752-7633	89	4	5310-00-768-0319	226	5
4820-00-752-9040	8	19	5310-00-768-0319	228	6
2910-00-752-9138	33	17	2510-00-769-7487	171	28
5340-00-753-3741	182	12	5330-00-770-0242	225	16
5305-00-753-4161	19	23	2590-00-770-0353	221	4
5340-00-753-9201	71	22	5975-00-771-6634	75	20
5310-00-753-9688	256	4	5975-00-771-6634	251	3
5330-00-753-9689	256	3	5340-00-771-6663	179	1
5320-00-754-0992	171	22	5365-00-772-2322	75	6
5365-00-754-1619	202	19	5365-00-772-2322	76	10
2040-00-754-4176	200	13	5365-00-772-2322	77	5
5930-00-755-0761	70	7	5365-00-772-2322	84	9
2990-00-756-2403	46	16	5365-00-772-2322	85	4
2590-00-756-3599	195	11	5365-00-772-2322	86	7
5330-00-758-2887	37	13	5365-00-772-2343	75	30
2815-00-758-9043	14		5935-00-772-2344	60	16
5340-00-759-0542	27	20	5935-00-772-2354	75	5
5305-00-760-7712	252	10	5935-00-772-2354	86	8
5310-00-761-0654	242	8	5935-00-772-3307	60	15
5310-00-761-0654	243	3	5935-00-772-3309	75	22
5310-00-761-1985	15	14	5935-00-772-3309	84	15
5310-00-761-3706	243	14	5310-00-7 72-388 7	232	2
5305-00-761-4227	243	17	5935-00-773-1428	74	10

National Stock Number Cross-Referenced to Figure and Item Number -Continued

NATIONAL STOCK NUMBER	FIGURE NO.	ITEM NO.	NATIONAL STOCK NUMBER	FIGURE NO.	ITEM NO.
5935-00-773-1428	84	22	4710-00-781-7821	135	8
5340-00-774-1403	192	6	4720-00-781-7838	129	15
5310-00-774-9545	8	3	4720-00-781-7838	134	24
5310-00-774-9545	8	3	2530-00-781-7848	126	14
5310-00-774-9545	8	3	2530-00-781-7852	126	14
2910-00-775-1380	26	7	2540-00-781-7855	190	25
5315-00-775-3911	25	8	2540-00-781-7856	190	26
5315-00-775-3911	96	10	2540-00-781-7858	179	14
5315-00-775-3911	187	2	2590-00-781-8162	202	18
5935-00-776-0599	69	5	5365-00-781-8659	235	4
5310-00-777-5769	49	7	5365-00-781-8659	238	7
5310-00-777-5769	166	6	2540-00-781-8660	237	11
5310-00-777-5769	170	9	2540-00-781-8662	190	10
5310-00-777-5769	172	2	2540-00-781-8662	217	2
5310-00-777-5791	166	17	2540-00-781-8669	190	15
5310-00-777-5793	165	12	2540-00-781-8768	190	11
5310-00-777-6253	170	3	2540-00-781-8768	217	2
5310-00-778-2655	170	5	2590-00-781-8772	89	1
2510-00-780-1976	209	16	5320-00-781-9498	72	4
5330-00-780-5221	23	2	5320-00-781-9498	179	12
5330-00-780-5221	23	2	5320-00-781-9498	180	4
3020-00-780-5222	12	8	5330-00-781-9639	137	1
2910-00-780-5223	42	19	5330-00-781-9639	137	36
2910-00-780-5228	42	20	5330-00-782-1444	137	15
4720-00-780-5229	50	4	2540-00-782-1775	46	3
5306-00-780-5241	17	19	2540-00-782-1775	214	1
5330-00-780-5243	8	6	2920-00-782-1955	250	12
5315-00-780-8097	17	1	2540-00-782-4146	184	7
4730-00-780-8106	42	26	2540-00-782-4146	220	8
5310-00-780-8116	31	5	3120-00-782-4148	220	9
2910-00-781-1354	40	1	2590-00-782-4150	55	17
2920-00-781-1953	56	1	5365-00-782-4202	125	17
5315-00-781-1992	244	19	5365-00-782-4203	112	10
5315-00-781-1992	249	6	5365-00-782-4203	122	16
4730-00-781-6530	34	12	5365-00-782-4203	125	19
4730-00-781-6530	35	11	5365-00-782-4204	102	29
4710-00-781-7648	134	31	5365-00-782-4205	102	11
4710-00-781-7649	135	14	5365-00-782-4206	112	39
4710-00-781-7651	135	6	5365-00-782-4207	112	40
4710-00-781-7652	135	12	5365-00-782-4208	112	40
4710-00-781-7679	134	20	5365-00-782-4209	112	40
4710-00-781-7681	129	2	5365-00-782-4210	112	40
4710-00-781-7682	129	16	5365-00-782-4211	102	29
4710-00-781-7684	129	8	5365-00-782-4212	102	29
4710-00-781-7684	134	19	5365-00-782-4213	102	29
2540-00-781-7686	238		5365-00-782-4214	101	22
2540-00-781-7687	240	15	5365-00-782-4215	101	17
2540-00-781-7688	237	26	5365-00-782-4220	101	31
2540 00-781-7688	240	8	2540-00-782-4251	181	39
2510-00-781-7689	119	9	5305-00-782-8266	161	7
2510-00-781-7691	119	10	5305-00-782-9494	90	17
2540-00-781-7694	87	1	5305-00-782-9494	243	5
5365-00-781-7708	198	6	2570-00-782-9601	175	7
2540-00-781-7710	46	17	5110-00-785-1016	259	5
2540-00-781-7738	34	15	5120-00-785-1017	257	2
4710-00-781-7739	34	13	5310-00-785-1762	25	12
5330-00-781-7751	46	6	5310-00-785-1762	98	9
5330-00-781-7751	214	16	5310-00-785-1762	103	3
2540-00-781-7752	235		5310-00-785-1762	139	11
2520-00-781-7806	118		5310-00-785-1762	141	13
2520-00-781-7807	118		5310-00-785-1762	144	9
2520-00-781-7816	122	23	5310-00-785-1762	145	11
2520-00-781-7818	116	8	5310-00-785-1762	148	16

National Stock Number Cross-Referenced to Figure and Item Number -Continued

NATIONAL STOCK NUMBER	FIGURE NO.	ITEM NO.	NATIONAL STOCK NUMBER	FIGURE NO.	ITEM NO.
5310-00-785-1762	152	13	3120-00-807-4494	147	
5310-00-785-1762	235	9	3120-00-807-4494	152	
5310-00-785-1762	239	16	5310-00-807-4795	114	4
5310-00-785-1762	240	18	5310-00-807-4795	126	4
5330-00-785-3768	19	26	2590-00-808-6072	60	5
2815-00-789-1006	9	1	4710-00-808-7593	124	6
5945-00-789-3706	60	6	2520-00-808-7608	98	11
5306-00-789-4849	13	4	2520-00-808-7613	98	20
2990-00-789-4863	36	13	5340-00-808-7648	162	3
2590-00-789-7607	54	10	2815-00-808-7974	7	16
5935-00-790-4614	213	14	2815-00-808-7988	7	4
5307-00-792-3083	163	4	5120-00-808-8023	263	3
2815-00-792-8250	11	7	5340-00-808-8025	79	21
2815-00-792-8251	11	8	5340-00-808-8033	74	6
3120-00-792-8253	13	5	2520-00-808-8428	24	6
5330-00-792-8976	31	19	5340-00-809-1492	32	20
5330-00-792-8977	31	12	5340-00-809-1494	215	3
2990-00-792-8979	31	28	5340-00-809-1500	82	20
2990-00-792-8980	31	27	4720-00-809-2429	BULK	
2910-00-792-8984	27	30	4720-00-809-2430	212	8
5330-00-792-8988	50	9	4720-00-809-2430	BULK	
3110-00-792-8993	51	3	5310-00-809-3078	170	15
2815-00-792-9020	13	8	5310-00-809-3078	175	4
2815-00-792-9021	13		5310-00-809-3078	228	22
2815-00-792-9022	13	2	5310-00-809-3079	103	28
5330-00-792-9026	14	4	5310-00-809-3079	109	9
6360-00-792-9771	27	6	5310-00-809-4058	30	4
2815-00-792-9840	11		5310-00-809-4058	34	18
3120-00-792-9843	13		5310-00-809-4058	46	15
5330-00-792-9849	15	20	5310-00-809-4058	48	7
5340-00-793-3265	53	10	5310-00-809-4058	64	15
4910-00-795-0189	264	4	5310-00-809-4058	68	12
4910-00-795-0198	264	3	5310-00-809-4058	168	9
2510-00-795-1735	213	12	5310-00-809-4058	171	7
5310-00-800-0076	197	29	5310-00-809-4058	171	25
5310-00-800-0076	213	27	5310-00-809-4058	175	15
5365-00-800-2862	123	23	5310-00-809-4058	185	6
5365-00-800-2994	123	23	5310-00-809-4058	186	8
4730-00-800-3129	32	7	5310-00-809-4058	190	18
4730-00-800-3129	BULK		5310-00-809-4058	191	5
4710-00-800-7075	111	5	5310-00-809-4058	194	4
4710-00-800-7078	124	10	5310-00-809-4058	195	12
5975-00-800-7477	75	24	5310-00-809-4058	196	10
5365-00-800-8175	123	24	5310-00-809-4058	198	3
5360-00-801-8731	22	17	5310-00-809-4058	207	3
4710-00-803-6069	6	13	5310-00-809-4058	208	2
4710-00-803-6070	6	15	5310-00-809-4058	210	4
4710-00-803-6071	121		5310-00-809-4058	212	5
4710-00-803-6072	32	29	5310-00-809-4058	215	5
4710-00-803-6073	18	16	5310-00-809-4058	216	3
4720-00-803-6078	47	5	5310-00-809-4058	217	8
4720-00-803-6078	50	30	5310-00-809-4058	218	4
4720-00-803-6079	47	15	5310-00-809-4058	228	8
5365-00-804-9666	53	17	5310-00-809-4058	232	3
5365-00-804-9739	155	37	5310-00-809-4058	239	7
5365-00-804-9739	156	18	5310-00-809-4061	103	23
5315-00-805-0847	37	25	5310-00-809-4061	161	6
5310-00-807-1466	55	16	5310-00-809-4061	232	22
5310-00-807-1467	55	5	5310-00-809-4085	37	35
5310-00-807-1468	61	20	6230-00-809-5151	65	15
5310-00-807-1469	65	16	6220-00-809-5723	61	21
5935-00-807-4109	61	6	6220-00-809-5734	66	14
3120-00-807-4494	141				

National Stock Number Cross-Referenced to Figure and Item Number —Continued

NATIONAL STOCK NUMBER	FIGURE NO.	ITEM NO.	NATIONAL STOCK NUMBER	FIGURE NO.	ITEM NO.
5310-00-809-5998	35	6	5325-00-816-4242	232	27
5310-00-809-5998	45	8	5365-00-816-9144	31	24
5310-00-809-5998	96	5	4730-00-817-1808	BULK	
5310-00-809-5998	97	1	5330-00-818-7478	11	5
5310-00-809-5998	109	13	5365-00-819-4875	31	23
5310-00-809-5998	111	3	6220-00-819-7028	66	3
5310-00-809-5998	124	2	5310-00-820-6653	7	14
5310-00-809-5998	181	16	5310-00-820-6653	53	15
5310-00-809-5998	184	5	5310-00-820-6653	114	5
5310-00-809-5998	220	7	5310-00-820-6653	119	7
5310-00-809-5998	243	4	5310-00-820-6653	126	5
3120-00-809-6434	25	10	5310-00-820-6653	156	21
3120-00-809-6547	141	3	5310-00-820-6653	164	4
3120-00-809-6547	147	3	5310-00-820-6653	205	4
9340-00-809-6593	BULK		2815-00-820-7455	13	IC
5310-00-809-8533	109	6	3020-00-820-7843	16	7
5310-00-809-8533	124	15	5305-00-821-2881	199	24
5310-00-809-8533	163	2	5305-00-821-2881	200	2
5310-00-809-8544	183	15	5305-00-821-3869	155	30
5310-00-809-8544	185	16	5310-00-822-2236	53	E
5310-00-809-8544	242	19	5310-00-822-2241	53	9
5310-00-809-8546	36	3	8950-00-823-7664	258	2
5310-00-809-8546	42	29	5310-00-823-8803	25	3
5310-00-809-8546	44	24	5310-00-823-8804	200	14
5310-00-809-8546	68	7	5310-00-823-8835	45	20
5310-00-809-8546	176	4	5315-00-825-8353	96	12
5310-00-809-8546	177	14	4730-00-826-6465	245	4
5310-00-809-8546	185	23	5340-00-827-8314	44	6
5310-00-809-8546	195	9	5340-00-827-8314	221	18
5310-00-809-8546	216	9	5325-00-829-8886	190	22
5310-00-809-8546	221	20	2815-00-830-0246	16	4
5310-00-809-8546	252	20	2990-00-831-3855	31	20
5310-00-809-8546	253	7	5365-00-832-5650	61	3
4730-00-809-9703	47	13	2540-00-832-5664	185	2
5310-00-810-1786	115	8	5305-00-832-5743	61	2
5310-00-810-1786	115	15	4730-00-833-0508	32	17
5310-00-810-1786	126A	8	4730-00-833-0508	33	9
5310-00-810-1786	126A	15	4730-00-833-0508	223	15
5310-00-810-1786	167	5	4730-00-833-0508	224	9
9390-00-810-4157	208	7	5330-00-833-0870	22	20
9390-00-810-4157	210	6	2910-00-833-1000	27	11
5320-00-810-9378	243	24	2910-00-833-1013	27	18
5970-00-811-0640	BULK		3030-00-833-1298	50	18
5365-00-811-0948	251	2	5935-00-833-8561	75	10
5310-00-811-1849	56	2	5935-00-833-8561	76	6
5310-00-811-3494	46	7	5935-00-833-8561	77	9
5310-00-811-3494	78	13	5935-00-833-8561	78	7
5310-00-811-3494	81	7	5935-00-833-8561	79	6
5310-00-811-3494	86	11	5935-00-833-8561	80	4
5310-00-811-3494	193	4	5935-00-833-8561	82	7
5310-00-811-3494	237	14	5935-00-833-8561	84	7
5310-00-811-3494	242	18	5935-00-833-8561	85	6
5365-00-811-5612	78	3	5935-00-833-8561	86	2
5365-00-811-5612	81	3	5935-00-833-8561	87	9
5365-00-811-5612	BULK		5935-00-833-8561	227	3
5360-00-812-0196	53	8	5935-00-833-8561	234	8
5315-00-812-3417	44	22	5935-00-833-8561	251	5
5935-00-813-4716	75	40	5935-00-833-8561	BULK	
6685-00-814-5271	70	1	5970-00-833-8562	75	9
5315-00-816-1794	96	8	5970-00-833-8562	76	5
5315-00-816-1794	103	25	5970-00-833-8562	77	10
5315-00-816-1794	128	16	5970-00-833-8562	78	6

National Stock Number Cross-Referenced to Figure and Item Number—Continued

NATIONAL STOCK NUMBER	FIGURE NO.	ITEM NO.	NATIONAL STOCK NUMBER	FIGURE NO.	ITEM NO.
5970-00-833-8562	79	7	5315-00-842-3044	127	15
5970-00-833-8562	80	3	5315-00-842-3044	171	12
5970-00-833-8562	82	6	5315-00-842-3044	178	11
5970-00-833-8562	84	6	5315-00-842-3044	182	1
5970-00-833-8562	85	7	5315-00-842-3044	228	14
5970-00-833-8562	86	3	5310-00-842-7783	126	13
5970-00-833-8562	87	8	5310-00-842-7783	143	9
5970-00-833-8562	227	2	5310-00-842-7783	146	7
5970-00-833-9562	234	7	5310-00-842-7783	150	8
5970-00-833-8562	251	6	5310-00-842-7783	151	10
5970-00-833-8562	BULK		5365-00-844-2540	93	21
5310-00-833-8567	61	17	5315-00-844-3659	181	8
5310-00-833-8567	62	16	5315-00-844-3963	113	12
5310-00-833-8567	63	13	5315-00-844-3964	37	23
5310-00-833-8567	65	12	5315-00-844-5835	98	13
5310-00-833-8567	71	24	4730-00-845-0921	224	13
5310-00-833-8567	75	14	4820-00-845-1096	18	19
5310-00-833-8567	76	2	5315-00-845-4232	36	15
5310-00-833-8567	77	3	5315-00-846-1270	132	1
5310-00-833-8567	84	3	5935-00-846-3884	75	33
5310-00-833-8567	227	9	5935-00-846-3884	84	13
5310-00-834-7606	92	13	5330-00-846-9841	39	6
5310-00-834-7606	157	6	5330-00-846-9841	40	6
5310-00-834-8732	181	34	2520-00-848-2221	93	6
5310-00-834-8732	181	47	4820-00-849-1220	40	14
5310-00-834-8734	155	39	5365-00-849-2105	31	16
5310-00-834-8734	156	16	2950-00-849-2110	31	14
5310-00-834-8734	157	7	2950-00-849-2111	31	13
5310-00-834-8736	194	3	5365-00-849-2283	27	15
5310-00-835-2036	111	2	2815-00-849-2601	17	21
5310-00-835-2036	132	4	4330-00-849-2672	39	6
5325-00-835-7289	134	5	5310-00-851-2674	133	6
5305-00-836-8476	214	10	5310-00-851-2674	178	14
5315-00-836-9631	97	11	5310-00-851-2677	119	8
5340-00-837-8448	27	21	5310-00-851-2677	164	5
5325-00-838-6189	170	16	5306-00-852-4192	38	15
2910-00-838-9696	27	24	5306-00-852-4192	123	8
4730-00-839-0427	129	12	5307-00-854-1751	25	17
4730-00-839-0427	134	3	2520-00-854-4832	98	34
4730-00-839-0427	135	13	2520-00-854-4873	98	35
2920-00-839-1864	53	7	5305-00-855-0956	55	7
5310-00-839-2066	32	1	5305-00-855-0957	191	2
5315-00-839-2325	36	14	5305-00-855-0957	221	10
5315-00-839-2325	44	25	5305-00-855-0957	226	2
5315-00-839-2325	183	12	5305-00-855-0958	176	17
5315-00-839-2325	185	15	5305-00-855-0958	177	11
5315-00-839-2325	221	17	5305-00-855-0958	196	8
5315-00-839-5821	157	10	5305-00-855-0961	225	19
5315-00-839-5821	158	6	5305-00-855-3596	235	14
5315-00-839-5821	184	6	5340-00-855-7802	158	12
5315-00-839-5821	220	6	5961-00-856-1316	250	1
5315-00-839-5822	33	2	6685-00-857-4895	264	1
2540-00-840-0022	192	3	5310-00-857-5561	167	14
5975-00-840-5844	55	8	5305-00-858-5558	143	13
9905-00-841-4445	60	11	9535-00-866-0295	BULK	
5310-00-842-1190	119	3	5330-00-866-6180	36	17
5310-00-842-1190	139	16	5330-00-866-6181	8	2
5310-00-842-1485	112	21	5330-00-866-6183	19	10
5310-00-842-1485	122	43	5330-00-866-6183	19	24
5310-00-842-1490	128	17	5330-00-866-6187	10	2
53 5-00-842-3044	37	5	5330-00-866-6190	37	22
5315-00-842-3044	103	7	2815-00-866-9402	8	4

National Stork Number Cross-Referenced to Figure and Item Number —Continued

NATIONAL STOCK NUMBER	FIGURE NO.	ITEM NO.	NATIONAL STOCK NUMBER	FIGURE NO.	ITEM NO.
4910-00-870-6283	GRP	2604	5120-00-878-854]	259	2
2520-00-870-7213	95	4	4320-00-880-0446	50	8
3120-00-870-7247	93	10	3940-00-880-0590	242	7
5840-00-871-3276	232	10	6220-00-880-1237	62	1
5120-00-872-6014	257		5310-00-880-1264	8	7
5120-00-872-6015	259	6	6220-00-880-1624	64	4
5310-00-877-5795	159	2	5310-00-880-2229	160	4
5310-00-877-5795	181	15	3110-00-880-2230	158	10
5310-00-877-5796	34	17	3130-00-880-2231	158	2
5310-00-877-5796	46	9	3130-00-880-2232	103	9
5310-00-877-5796	48	1	4010-00-880.2243	242	5
5310-00-877-5796	68	13	3110-00-880-2963	106	5
5310-00-877-5796	81	8	2540.00-880-3790	44	26
5310-00-877.5796	83	5	2540-00-880-3794	189	2
5310-00-877-5796	84	32	2590-00-880-3797	44	1
5310-00-877-5796	85	11	2590-00-880-3800	72	7
5310-00-877-5796	88	11	2510.00-880-3801	171	36
5310.00-877-5796	124	11	2510-00-880-3802	171	37
5310-00-877-5796	129	21	2910-00-880-3803	33	14
5310-00-877-5796	134	17	2910-00-880-3807	33	10
5310-00-877-5796	139	1	2590-00-880-3891	80	1
5310-00-877-5796	159	6	2590-00-880-3892	78	1
5310-00-877-5796	160	19	2590-00-880-3893	85	1
5310-00-877-5796	161	4	2590-00-880-3894	75	4
5310-00-877-5796	171	8	2540-00-880-3925	176	2
5310-00-877-5796	171	26	2540.00-880-3925	177	2
5310-00-877-5796	172	23	2540-00-880-3927	176	23
5310-00-877-5796	175	10	2540-00-880-3927	177	16
5310-00-877-5796	181	3	2520-00-880-3928	25	16
5310-00-877-5796	183	4	2815-00-880-3933	5	
5310-00-877-5796	184	1	2540-00-880-3989	160	3
5310.00-877-5796	185	8	2540-00-880-3993	188	1
5310-00-877-5796	190	1	2540-00-880-3997	186	1
5310-00-877-5796	191	7	2540-00-880-4001	160	7
5310-00.877-5796	194	5	2540-00-880-4005	189	3
5310-00-877-5796	195	4	2540-00-880-4006	187	5
5310-00-877-5796	211	1	2540-00-880-4017	187	3
5310.00-877-5796	211	27	2540-00-880-4018	188	2
5310-00.877-5796	212	4	2540-00-880-4022	186	2
5310-00-877-5796	215	4	2510-00-880-4024	187	1
5310-00-877-5796	216	4	5330.00-880-4038	181	36
5310.00-877-5796	217	10	5330-00-880-4046	182	8
5310-00-877-5796	218	3	2510.00-880-4049	158	8
5310-00-877-5796	224	23	2510-00-880-4053	158	11
5310-00-877-5796	241	5	2520-00-880-4071	103	6
5310-00-877-5796	242	15	2520-00-880.4074	115	9
5310-00-877-5797	32	5	2520-00-880-4074	126A	9
5310-00-877-5797	32	19	2520-00-880-4085	115	9
5310-00-877-5797	34	9	2520-00-880-4085	126A	9
5310-00-877-5797	41	8	2530.00-880-4098	156	1
5310.00-877-5797	68	8	2530-00-880-4099	154	8
5310-00-877-5797	84	20	2520-00-880-4100	99	1
5310.00-877-5797	121	6	2520.00-880-4101	105	11
5310-00.877-5797	185	25	2520-00-880-4106	107	3
5310.00-877-5797	195	8	2520-00-880-4107	111	7
5310-00-877-5797	197		4720-00-880-4108	130	3
5310-00-877-5797	201	12	4720-00-880-4108	135	7
5310.00-877-5797	214	12	2530-00-880-4109	155	
5310-00-877-5797	216	8	2530-00-880-4112	155	
5310-00-877-5797	224	24	2530-00-880.4112	156	
5310-00-877-5797	230	3	2530-00-880-4114	127	2
5310-00-877-5797	252	7	4720-00-880-4121	130	1
5310-00-877-5797	253	6	4720-00-880-4121	135	

National Stock Number Cross-Referenced to Figure and Item Number —Continued

NATIONAL STOCK NUMBER	FIGURE NO.	ITEM NO.	NATIONAL STOCK NUMBER	FIGURE NO.	ITEM NO.
5120-00-880-4264	263	4	3040-00-880-4551	122	49
5120-00-880-4268	263	2	2520-00-880-4552	122	26
4910-00-880-4279	266	7	2610-00-880-4577	138	1
2590-00-880-4305	242		2530-00-880-4720	145	1
2590-00-880-4306	242	12	2530-00-880-4721	147	4
2590-00-880-4307	244	10	2530-00-880-4722	148	3
3040-00-880-4308	246	2	2530-00-880-4723	141	4
2590-00-880-4309	249	23	2530-00-880-4727	139	13
3020-00-880-4314	245	16	2530-00-880-4739	153	1
2590-00-880-4318	242	3	2530-00-880-4740	139	7
2590-00-880-4319	242	14	2530-00-880-4742	149	5
2590-00-880-4320	249	16	2530-00-880-4756	139	10
2590-00-880-4323	244	15	2530-00-880-4758	146	4
2590-00-880-4324	249	8	2530-00-880-4760	143	3
2590-00-880-4346	244	8	2530-00-880-4760	150	3
2520-00-880-4351	97	3	2520-00-880-4762	122	35
2520-00-880-4352	97	4	5340-00-880-6479	206	7
2520-00-880-4362	101	9	5340-00-880-6482	7	9
2520-00-880-4363	102	13	2530-00-880-6486	7	13
2520-00-880-4364	102	19	8145-00-880-6990	GRP	0100
3040-00-880-4365	101	39	8145-00-880-6990	205	1
2520-00-880-4366	100	20	5310-00-880-7744	230	22
3020-00-880-4367	101	34	5310-00-880-7744	231	1
3020-00-880-4368	113	14	5310-00-880-7745	23	7
2520-00-880-4369	112	1	5310-00-880-7745	127	14
2520-00-880-4369	125	28	5310-00-880-7745	137	25
2520-00-880-4370	113		5310-00-880-7746	132	9
2520-00-880-4371	160	15	5310-00-880-7746	223	1
2520-00-880-4372	101	12	5310-00-880-7746	225	3
2530-00-880-4373	152	4	5310-00-880-7746	228	1
2520-00-880-4374	112	43	5310-00-880-7746	235	1
2520-00-880-4374	122	41	5310-00-880-7746	237	19
2520-00-880-4374	125	34	5340-00-880-7794	191	1
5330-00-880-4375	101	4	5340-00-880-7811	179	2
5330-00-880-4376	100	4	5340-00-880-7817	179	3
2520-00-880-4377	100	14	6680-00-882-0961	256	1
2520-00-880-4378	102	1	2815-00-883-5593	13	7
2520-00-880-4394	101	7	2910-00-884-1207	39	1
3040-00-880-4396	102	9	2815-00-885-5731	17	13
3020-00-880-4397	101	10	5340-00-885-5795	157	11
3020-00-880-4398	102	27	5340-00-885-5795	158	5
3020-00-880-4402	101	28	5330-00-885-8208	181	25
3020-00-880-4407	101	26	5306-00-886-6659	31	3
2520-00-880-4451	119	2	5340-00-886-6662	105	3
2520-00-880-4452	124	20	5340-00-886-6662	107	10
2520-00-880-4457	101	29	5340-00-886-6662	108	7
2520-00-880-4459	100	11	5340-00-886-6663	105	9
2520-00-880-4464	113		5340-00-886-6663	110	3
2520-00-880-4494	101	20	5340-00-886-6663	118	9
2520-00-880-4495	102	3	5330-00-886-6673	112	3
2520-00-880-4516	122	12	5330-00-886-6673	122	22
2520-00-880-4537	112	30	5330-00-886-6673	125	27
3020-00-880-4538	125	13	5315-00-886-6712	10	3
2520-00-880-4541	123	15	5315-00-886-6713	98	5
2520-00-880-4542	125	3	3120-00-888-6630	53	18
3020-00-880-4543	123	5	5310-00-889-2527	64	2
2520-00-880-4544	242	16	5310-00-889-2527	223	2
3040-00-880-4545	122	11	5310-00-889-2527	231	14
2520-00-880-4547	123	2	5310-00-889-2528	43	2
2520-00-880-4548	122	48	5310-00-889-2528	64	16
2520-00-880-4549	122	4	5310-00-889-2528	67	8
2520-00-880-4550	122	33	5310-00-889-2528	81	9

National Stock Number Cross-Referenced to Figure and Item Number —Continued

NATIONAL STOCK NUMBER	FIGURE NO.	ITEM NO.	NATIONAL STOCK NUMBER	FIGURE NO.	ITEM NO.
5310-00-889-2528	211	2	5310-00-902-1121	53	27
5310-00-889-2528	212	23	5310-00-902-1124	53	43
5310-00-889-2528	224	20	3110-00-902-1688	92	18
5310-00-889-2528	226	1	2920-00-902-2724	53	3
5310-00-889-2528	233	1	5306-00-902-2725	53	26
5310-00-889-2549	75	1	5365-00-902-7803	31	25
5310-00-889-2549	182	9	5365-00-902-7804	31	26
5310-00-889-2606	254	8	2815-00-903-0905	15	13
5305-00-889-2997	59	10	2910-00-903-0910	27	5
5305-00-889-3002	62	10	5310-00-903-1524	48	2
5305-00-889-3002	63	9	5310-00-903-5966	47	9
5305-00-889-3002	65	9	5310-00-903-5966	49	14
5305-00-889-3002	196	3	6220-00-903-6647	62	2
5340-00-889-8675	183	9	5310-00-903-8282	229	7
5340-00-889-8675	185	20	5340-00-904-0933	201	9
2815-00-890-2329	13	7	5315-00-904-1637	103	27
5340-00-890-3402	179	8	5340-00-904-1666	237	16
5365-00-890-5403	181	24	5315-00-904-3407	159	15
3110-00-890-8005	102	15	5310-00-905-4600	127	5
3110-00-890-8006	102	25	5310-00-905-4600	162	1
5310-00-891-1709	25	6	5310-00-905-4600	192	9
5310-00-891-1709	133	4	5310-00-905-4600	192	12
5310-00-891-1733	35	5	5310-00-905-4600	238	3
5310-00-891-1733	96	4	5310-00-905-4600	240	10
5310-00-891-1751	96	9	2815-00-905-7917	22	3
5310-00-891-1751	103	20	6685-00-906-0156	205	18
5310-00-891-1754	246	4	2990-00-906-0494	38	10
5310-00-891-1797	129	5	2815-00-907-4820	31	
5310-00-891-1797	134	4	2815-00-907-5804	31	
2920-00-891-1916	53	12	4730-00-908-3193	46	1
2920-00-891-1917	53	13	4730-00-908-3193	201	2
2520-00-891-6699	93	17	4730-00-908-3193	214	5
2815-00-891-7699	16	3	4730-00-908-3194	36	12
5977-00-893-0088	53	40	4730-00-908-3194	47	14
2920-00-893-0089	53		4730-00-908-3194	230	6
4520-00-893-2754	200	4	4730-00-908-3194	231	10
9905-00-893-3570	77	8	4730-00-908-3194	232	9
9905-00-893-3570	227	7	4730-00-908-3195	18	17
9905-00-893-3570	234	5	4730-00-908-3195	47	18
5306-00-893-7708	91	1	4730-00-908-6292	29	5
5925-00-894-8015	55	6	4730-00-908-6292	221	5
5925-00-894-8015	59	8	4730-00-908-6292	242	10
2540-00-894-9545	235	13	4730-00-908-6293	201	1
1560-00-895-4886	156	29	4730-00-908-6293	212	7
5330-00-896-1265	53	24	4730-00-908-6293	221	12
5315-00-896-1721	36	27	4730-00-908-6294	198	1
5325-00-898-6189	200	16	4730-00-908-6294	212	10
5940-00-899-0740	58	7	4730-00-908-6294	225	14
5940-00-899-0740	58	8	4730-00-908-6294	230	28
5365-00-899-2481	37	12	2920-00-909-2483	52	15
5340-00-899-2865	45	1	4730-00-909-8627	47	4
5315-00-899-7682	98	14	4730-00-909-8627	50	31
3110-00-900-2560	244	26	4730-00-909-8627	103	16
3110-00-900-2560	249	10	4730-00-909-8627	232	15
5935-00-900-6281	82	5	5340-00-912-8871	46	10
5935-00-900-6281	226	10	5340-00-912-8871	88	10
5935-00-900-6281	233	8	5310-00-913-7020	30	3
2920-00-900-7993	250	6	5310-00-913-7020	44	8
5305-00-900-8496	53	47	5310-00-913-7020	170	14
5365-00-901-1032	12	7	5310-00-913-7020	178	7
9905-00-901-2942	205	15	5310-00-913-7020	211	21
5120-00-901-8651	257	6	5310-00-913-7020	239	9
5310-00-902-1120	53	6	5310-00-913-8881	47	8

National Stock Number Gross-Referenced to Figure and Item Number - Continued

NATIONAL STOCK NUMBER	FIGURE NO.	ITEM NO.	NATIONAL STOCK NUMBER	FIGURE NO.	ITEM NO.
5310-00-913-8881	49	24	2990-00-932-4838	36	6
5310-00-913-8881	52	8	2910-00-932-4839	36	25
2540-00-914-4706	197	10	2990-00-932-4868	36	48
2540-00-914-4706	213	24	2815-00-932-4869	11	2
5305-00-914-6132	122	27	2910-00-932-9634	40	5
2540-00-916-2095	197	20	6680-00-933-3599	256	6
2540-00-916-2095	213	11	6680-00-933-3600	54	24
5340-00-916-6539	185	24	2815-00-933-5249	15	8
5340-00-916-6539	252	3	2930-00-933-6424	48	19
5340-00-916-6539	253	2	5310-00-933-8119	229	2
2910-00-920-7580	27		5306-00-934-0102	36	42
4730-00-921-3612	232	13	5310-00-934-9739	59	4
2815-00-921-5339	17	18	5310-00-934-9747	58	6
2815-00-921-5340	31	17	5310-00-934-9751	44	17
2815-00-921-5343	26	3	5310-00-934-9751	67	7
2815-00-921-5344	8	8	5310-00-934-9751	70	2
2815-00-921-5357	16	5	5310-00-934-9751	79	18
2815-00-921-5380	9	9	5310-00-934-9751	176	8
2815-00-921-5385	37	4	5310-00-934-9751	210	13
2815-00-922-2016	31	22	5310-00-934-9751	228	19
3110-00-922-3390	125	7	5310-00-934-9751	256	7
3110-00-922-3391	123	22	5310-00-934-9754	209	20
3110-00-922-3392	123	28	5310-00-934-9755	208	15
3110-00-922-3392	125	12	5310-00-934-9757	44	11
5340-00-922-6300	74	2	5310-00-934-9757	59	5
2815-00-922-8355	13	9	5310-00-934-9757	176	10
5999-00-925-6495	78	10	5310-00-934-9757	177	12
5999-00-925-6495	79	13	5310-00-934-9758	53	34
5999-00-925-6495	84	19	5305-00-935-3110	155	42
5310-00-926-1852	208	9	5305-00-935-3110	156	22
5999-00-926-3144	60	14	5310-00-935-3569	167	20
3030-00-926-3904	51	8	5365-00-935-5951	101	30
4730-00-926-4186	134	25	5365-00-935-5955	123	1
5340-00-926-5449	250	4	6685-00-936-2139	54	23
5310-00-926-5916	7	17	2540-00-936-7812	190	24
5310-00-926-5916	96	15	2590-00-936-7874	88	1
5310-00-926-5916	109	16	2540-00-936-7884	191	9
5310-00-926-5916	116	6	2910-00-937-0229	27	8
5310-00-926-5916	117	7	5120-00-937-6143	258	6
5310-00-926-5916	120	8	5120-00-937-8633	G RP	2604
5310-00-927-7409	211	18	5305-00-940-8838	197	24
5310-00-927-7409	212	19	5305-00-940-8838	213	4
5935-00-929-0301	55	4	5306-00-940-9018	31	29
5340-00-929-3506	32	3	5306-00-940-9028	15	7
2530-00-930-0744	140	4	5306-00-940-9062	31	11
4320-00-930-2045	231	7	5306-00-940-9079	8	24
4730-00-930-2341	112	12	5310-00-943-2141	109	11
4730-00-930-2341	122	14	5310-00-943-2141	124	4
4730-00-930-2341	125	29	5310-00-943-2141	139	9
2540-00-930-2718	194	1	5310-00-943-2141	149	1
5330-00-930-3244	39	2	4730-00-943-8928	130	9
2815-00-930-3264	22	4	4730-00-943-8928	134	15
5305-00-930-3427	22	2	2590-00-944-6252	197	25
2910-00-930-9367	34	16	2590-00-944-6252	213	3
2910-00-930-9367	211	10	5340-00-945-0552	237	7
2910-00-930-9367	224	21	5305-00-948-0749	109	4
5310-00-931-8167	141	14	5315-00-949-3875	175	6
5310-00-931-8167	147	6	5306-00-949-5758	42	49
5310-00-931-8167	152	16	1025-00-949-8637	235	16
5330-00-932-0839	18	5	5340-00-949-9132	70	5
2990-00-932-3412	36	31	5310-00-950-0039	37	30
2990-00-932-4836	37	24	5310-00-950-0039	39	12
2990-00-932-4837	37	20	5310-00-950-0039	66	15

National Stock Number Cross-Referenced to Figure and Item Number—Continued

NATIONAL STOCK NUMBER	FIGURE NO.	ITEM NO.	NATIONAL STOCK NUMBER	FIGURE NO.	ITEM NO.
5310-00-950-0039	168	18	5310-00-971-7989	192	14
5310-00-950-0039	171	35	5330-00-972-5333	50	37
5310-00-950-0039	172	13	5305-00-974-3917	200	1
5310-00-950-0039	242	11	4810-00-974-7605	42	27
5310-00-950-1310	32	4	5310-00-975-2075	25	13
9320-00-950-6286	BULK		5310-00-975-2075	36	49
5940-00-950-7782	58	5	5310-00-975-2075	44	4
5940-00-950-7782	59	2	5310-00-975-2075	159	5
5315-00-951-2395	183	14	5310-00-975-2075	161	1
5315-00-951-2395	185	17	5310-00-975-2075	182	15
5305-00-951-5617	181	19	2910-00-976-5417	33	7
2540-00-952-7034	192	1	5977-00-980-2339	53	39
2540-00-953-0110	197	7	5975-00-980-2342	53	42
2540-00-953-0110	212	22	2540-00-980-9277	264	6
2540-00-953-0110	226	11	5310-00-981-5924	199	14
2540-00-953-0110	233	11	5310-00-982-4908	74	8
5310-00-953-8628	52	5	5310-00-982-4908	90	9
5310-00-953-8628	167	4	5310-00-982-4912	58	10
4730-00-954-1281	9	2	5310-00-982-4912	71	16
4730-00-954-1281	48	21	5310-00-982-4912	181	51
5315-00-954-3472	244	21	5310-00-982-4947	255	5
5315-00-954-3472	246	16	5310-00-982-4988	167	13
5305-00-954-5207	204	7	4730-00-982-8852	224	2
5305-00-954-5207	254	6	2910-00-982-9374	27	19
4030-00-954-8801	252	12	5305-00-983-6621	249	20
5340-00-955-9377	158	13	6220-00-903-6920	68	14
5315-00-957-0760	103	30	5305-00-983-8081	126	1
4010-00-957-5236	166	9	5305-00-983-8082	114	1
5315-00-957-7056	103	4	5305-00-983-8084	17	9
5305-00-958-0598	191	4	5310-00-983-8483	72	5
5305-00-958-4353	208	19	5310-00-983-8483	179	13
5305-00-958-5246	181	38	5310-00-983-8483	180	3
5305-00-958-5251	209	26	5310-00-983-8483	236	10
5305-00-958-5258	42	55	5310-00-983-8483	237	2
5305-00-958-5442	36	23	5310-00-983-8483	239	3
5305-00-958-5453	58	3	5310-00-983-8483	240	4
5340-00-958-8457	74	23	5310-00-983-8483	252	2
5340-00-958-8457	233	2	5310-00-983-8483	253	4
4730-00-959-0526	134	12	5310-00-983-8483	BULK	
5325-00-959-2089	74	18	5310-00-984-3807	229	16
5310-00-959-4675	25	11	5310-00-984-3807	232	24
5310-00-959-4675	47	7	5305-00-984-4988	- 55	9
5310-00-959-4675	52	7	5305-00-984-4989	55	12
5310-00-959-4675	97	5	5305-00-984-4992	190	14
5310-00-959-4679	25	26	5305-00-984-5680	25	7
5315-00-959-5500	228	21	5305-00-984-5680	133	5
5310-00-959-7600	67	9	5305-00-984-5681	133	11
2920-00-961-1436	53	1	5305-00-984-5695	25	30
6105-00-961-8365	200	6	5305-00-984-6189	195	7
4730-00-965-1257	9	12	5305-00-984-6191	62	8
5305-00-965-7306	169	1	5305-00-984-6191	63	7
2815-00-966-9104	17	23	5305-00-984-6191	65	6
2815-00-966-9106	9	11	5305-00-984.6192	54	4
2990-00-966-9141	31	8	5305-00-984-6193	44	12
9390-00-968-0022	BULK		5305-00-984-6193	182	7
2815-00-970-3665	9	3	5305-00-984-6194	55	14
2815-00-970-3665	17	7	5305-00-984-6194	75	3
5340-00-971-7625	24	9	5305-00-984-6194	78	14
5340-00-971-7644	24	11	5305-00-984-6194	81	11
5310-00-971-7989	36	8	5305-00-984-6194	86	9
5310-00-971-7989	58	9	5305-00-984-6195	59	9
5310-00-971-7989	130	6	5305-00-984-6196	46	4
5310-00-971-7989	135	4	5305-00-984.6196	55	11

National Stock Number Cross-Referenced to Figure and Item Number -Continued

NATIONAL STOCK NUMBER	FIGURE NO.	ITEM NO.	NATIONAL STOCK NUMBER	FIGURE NO.	ITEM NO.
5305-00-984-6196	197	23	5305-00-993-1848	230	
5305-00-984-6196	213	17	5305-00-993-1851	42	31
5305-00-984-6196	237	9	5305-00-993-1851	70	4
5305-00-984-6196	242	25	5305-00-993-2457	54	28
5305-00-984-6210	33	5	5305-00-993-2457	124	7
5305-00-984-6212	53	31	5305-00-993-2460	194	7
5305-00-984-6221	217	6	5305-00-993-2461	60	8
5790-00-984-6582	43	6	5305-00-993-2463	30	7
5305-00-984-7350	181	53	5305-00-993-2463	194	8
5340-00-984-8540	84	31	5305-00-993-2738	84	30
5340-00-984-8540	85	10	5305-00-993-2738	85	9
5340-00-984-8541	134	33	6620-00-993-5546	70	6
5340-00-984-8541	224	4	2640-00-995-3138	136	
5340-00-985-0823	96	11	5305-00-995-3442	252	21
5360-00-986-7304	27	22	5305-00-995-3444	84	21
5340-00-986-8677	168	21	5305-00-995-3444	252	19
5340-00-986-8677	181	42	5305-00-995-6311	41	6
5340-00-988-1162	61	19	5305-00-995-6311	211	7
5305-00-988-1167	54	26	5305-00-995-6311	224	15
5305-00-988-1720	57	3	5330-00-996-3720	31	2
4730-00-988-3064	32	41	2540-00-997-1532	230	33
5305-00-988-9106	178	17	2540-00-997-1534	199	5
5340-00-989-1771	129	11	2940-00-998-4696	30	9
5340-00-989-1771	134	23	5330-00-998-5063	112	31
5305-00-989-4864	209	18	5330-00-998-5063	125	5
5305-00-989-6265	56	6	5306-00-998-5066	51	9
5305-00-989-6265	203	2	5365-00-998-5071	36	37
5307-00-989-6280	132	11	5315-00-998-5087	119	5
5305-00-989-7434	34	8	5315-00-998-5087	164	1
5305-00-989-7434	55	10	6220-00-998-6142	61	13
5305-00-989-7434	74	25	5306-00-998-6469	31	6
5305-00-989-7434	121	3	5306-00-998-6471	6	7
5305-00-989-7434	176	3	5306-00-998-6472	51	13
5305-00-989-7434	183	10	5306-00-998-6473	12	11
5305-00-989-7434	201	8	5340-00-998-6489	98	4
5305-00-989-7434	209	7	5315-00-998-6492	93	2
5305-00-989-7434	250	3	5360-00-998-8128	37	40
5305-00-989-7434	252	5	5360-00-998-8130	25	20
5305-00-989-7435	54	3	5340-00-998-8143	158	9
5305-00-989-7435	67	10	5340-00-998-8144	158	1
5305-00-989-7435	68	1	5340-00-998-8145	157	2
5305-00-989-7435	74	1	5340-00-998-8146	157	9
5305-00-989-7435	79	22	5340-00-998-8147	158	14
5305-00-989-7435	210	8	5340-00-998-8147	168	16
5305-00-989-7435	253	8	5340-00-998-8148	176	14
5320-00-990-1375	174	6	5340-00-998-8148	177	8
5305-00-990-6444	185	13	5330-00-998-8169	101	40
5305-00-990-6444	204	4	5315-00-998-8172	246	19
5305-00-990-8632	155	32	5330-00-998-8174	112	22
4730-00-990-9800	28	3	5310-00-998-8197	15	6
4730-00-990-9800	32	36	5330-00-999-1983	202	28
3110-00-991-2425	92	6	5330-00-999-1984	202	30
3110-00-991-2426	92	15	2590-00-999-1985	202	24
2920-00-991-3572	53	19	5305-00-999-2127	202	38
5305-00-993-1848	32	2	5365-00-999-2280	202	20
5305-00-993-1848	74	24	5120-00-999-8618	259	4
5305-00-993-1848	166	1			
5305-00-993-1848	185	22			

Part Number Cross-Reference to Figure and item Number

Part Number	Mfr. No.	Fig. No.	Item No.	Part Number	Mfr. No.	Fig. No.	Item No.
AN320-8	88044	151	2	MILT24107	81349	BULK	
AN737RM91	88044	42	17	MILT3520	81349	BULK	
AN8-12	88044	128	15	MILW530	81349	BULK	
AN917-4	88044	232	12	MSS5306-6A	08288	19	17
AN960 416	88044	184	2	MS15001-1	96906	37	2
AN960-4161	88044	190	2	MS15001-1	96906	97	7
AN960-516	88044	155	6	MS15001-1	96906	117	8
AN960-516	88044	155	41	MS15001-1	96906	142	2
AN960-516	88044	156	32	MS15001-1	96906	148	15
AN960-616	88044	156	23	MS15001-1	96906	153	2
AN960-816	88044	146	9	MS15001-1	96906	244	4
A1854	18305	32	40	MS15001-4	96906	141	2
CP1026	00494	221	17	MS15001-4	96906	147	2
C704363	78385	199	25	MS15001-4	96906	152	2
FC11579	63477	128	18	MS15001-4	96906	244	1
FC5355	63477	131		MS15002-1	96906	105	2
G1251	24617	9	13	MS15002-1	96906	107	12
G1251	24617	50	13	MS15002-1	96906	108	2
G700038	78385	200	7	MS15002-1	96906	110	2
G704025	19207	199	5	MS15002-1	96906	118	11
G704183	78385	199	9	MS15003-1	96906	133	16
G704213	78385	199	18	MS15003-1	96906	137	6
G704288-1	78385	199	26	MS15003-1	96906	160	17
G704293	78385	199	27	MS15003-4	96906	107	1
G704373	78385	199	2	MS15003-4	96906	110	11
G704553	78385	200	3	MS15003-4	96906	118	6
G704554	78385	199	22	MS15003-5	96906	140	10
G720122	78385	200	4	MS15003-5	96906	141	8
31241-06	33287	261	5	MS15003-5	96906	144	7
J21478-1	33287	264	1	MS15003-5	96906	145	6
J21793	33287	259	4	MS15003-5	96906	148	8
J3092-01	33287	257	5	MS15003-5	96906	152	8
J5209	33287	257	7	MS15003-5	96906	247	7
J6883	33287	257	6	MS15003-6	96906	151	7
J7540	33287	259	6	MS15570-1251	96906	63	4
J8151	33287	263	6	MS15570-1251	96906	64	10
38932-01	33287	258	5	MS15570-1251	96906	65	3
J9418	33287	261	1	MS15570-1251	96906	67	3
39464	33287	GRP	2604	MS15570-623	96906	64	6
J9665	33287	260	3	MS15795-208	96906	36	3
J9729	33287	257	1	MS15795-710	96906	246	7
J9790	33287	258	6	MS15795-714	96906	33	4
KNH616	29372	24	9	MS15795-808	96906	183	11
KNH813	29372	24	11	MS15795-808	96906	185	14
MILC3133	81349	BULK		MS15795-812	96906	45	21
MILC3133	81349	BULK		MA15795-820	96906	52	11
MILC3133	81349	BULK		MS15986GP13	96906	132	11
MILC3133	81349	BULK		MS15986JP19	96906	109	14
MILC3133	81349	BULK		MS15986JP19	96906	116	4
MILC3133	81349	BULK		MS15986JP19	96906	120	6
MILC3133	81349	BULK		MS16207-50	96906	254	9
MILC3133B	81349	BULK		MS16535-219	96906	72	4
MILF18866	81349	BULK		MS16535-219	96906	179	12
MILF35903TYPE1	81349	258	2	MS16535-219	96906	180	4
MILG3787	81349	BULK		MS16555-19	96906	175	6
M1LG3787	81349	BULK		MS16555-646	96906	245	9
MILH46792-2-1	80684	198	2	MS16555-646	96906	244	22
MILH46792-2-1	81349	199	1	MS16556-46	96906	101	42
N111,1446792-2-1	81349	212	9	MS16562-46	96906	113	12
N111,1146792-24	81349	225	15	MS16562-47	96906	37	23
MILR3065	81349	BULK		MS16562-55	96906	181	8
M1LR6855	81349	264	2				

Part Number Cross-Reference to Figure and Item Number—Continued

Part Number	Mfr. No.	Fig. No.	Item No.	Part Number	Mfr. No.	Fig. No.	Item No.
MS16562-5E	96906	97	11	MS20392-5C17	96906	25	28
MS16562-64	96906	98	13	MS20392-5C19	96906	171	31
MS16624-1037	96906	53	4	MS20392-5C21	96906	44	19
MS16624-1059	96906	202	19	MS20392-5C25	96906	127	17
MS16625-1087	96906	155	37	MS20392-5C27	96906	171	13
MS16625-1087	96906	156	18	MS20392-5C29	96906	96	12
MS16627-1137	96906	202	8	MS20392-5C41	96906	171	18
MS16629-1137	96906	202	20	MS20392-5C41	96906	182	3
MS16997-60	96906	17	9	MS20392-5C71	96906	228	21
MS16997-80	96906	249	20	MS20392-7C41	96906	96	7
MS16998-111	96906	126	1	MS20392-7C47	96906	103	30
MS16998-112	96906	114	1	MS20392-7C53	96906	103	27
MS17131-29	96906	155	26	MS20426AD3-4	96906	49	8
MS17795-132	96906	103	5	MS20426AD3-4	96906	166	7
MS17795-64	96906	101	38	MS20426AS3-6	96906	165	10
MS17796-77	96906	25	5	MS20426AD3-6	96906	166	19
MS17796-77	96906	133	2	MS20426AD3-7	96906	165	11
MS17796-84	96906	133	15	MS20426AD3-8	96906	165	13
MS17811-19	96906	155	24	MS20426AD3-9	96906	166	18
MS17821-1-9	96906	250	13	MS20426AD4-10	96906	166	3
MS17829-10C	96906	243	12	MS20426AD4-12	96906	167	12
MS17986C1015	96906	158	12	MS20426AD4-9	96906	167	11
MS17986C1215	96906	158	13	MS20426AD5-12	96906	165	5
MS17986C1222	96906	158	9	MS20426A5-9	96906	243	24
MS17986C1239	96906	158	1	MS20426D3-4	96906	170	6
MS17986C409	96906	237	7	MS20426D3-5	96906	170	21
MS17986C414	96906	237	16	MS20426D3-6	96906	170	7
MS17986C639	96906	158	14	MS20426D4-7	96906	170	4
MS17986C639	96906	168	16	MS20426D4-8	96906	170	8
MS17986C713	96906	157	9	MS20470AD3-4	96906	172	1
MS17986C831	96906	252	18	MS20470AD5-5	96906	186	5
MS17986C845	96906	252	9	MS20470AD6-10	96906	236	1
MS17986CC924	96906	157	2	MA20470AD6-7	96906	171	22
MS17989C614	96906	176	14	MS20470AD8-10	96906	48	14
MS17989C614	96906	177	8	MS20470AD8-10	96906	171	29
MS18008-4863	96906	61	15	MS20470AD8-12	96906	49	11
MS18153 87	96906	122	27	MS20470AD8-6	96906	171	19
MS18154-59	96906	101	23	MS20500-720A	96906	209	8
MS18154-85	96906	127	10	MS20600AD4W5	96906	204	12
MS18154-87	96906	123	20	MS20613-12C20	96906	137	22
MS19059-52	96906	104	5	MS20613-5P6	96906	174	6
MS19059-53	96906	98	23	MS20615-6B10	96906	53	33
MS19059-55	96906	100	8	MS20615-6M10	96906	179	5
MS19059-55	96906	122	32	MS20659-130	96906	75	37
MS19061-11	96906	246	14	MS20659-154	96906	84	16
M819061-7	96906	244	26	MS20913-2	96906	224	1
MS19061-7	96906	249	10	MS20913-4S	96906	137	26
MS19065-13	96906	247	3	MS21042-08	96906	55	16
MS19068-162	96906	137	32	MS21042-3	96906	55	5
MS19073-4	96906	112	41	MS21042-4	96906	61	20
MS2001-12-760	96906	SULK		MS21042-5	96906	65	16
MS20066 186	19207		9	MS21042-6	96906	115	8
MS20066-186	96906	126	8	MS21042-6	96906	115	15
MS20068-169	96906	246	19	MS21042-6	96906	126A	8
MS20068-96	96906	244	19	MS21042-6	96906	126A	15
MS20068-96	96906	249	6	MS21042-6	96906	167	5
MS20068-98	96906	244	21	MS21044-NO6	96906	217	5
MS20068-98	96906	246	16	MS21044-N4	96906	124	11
MS20392-10C77	96906	159	15	MS21044-N5	96906	208	24
MS20392-2C13	96906	183	14	MS21044N06	96906	55	3
MS20392-2C13	96906	185	17	MS21044N06	96906	190	13
MS20392-4C15	96906	44	22	MS21044N08	96906	46	7
MS20392-4C27	96906	103	4	MS21044N08	96906	78	13
MS20392-5C125	96906	178	8				

Part Number Cross-Reference to Figure and Item Number—Continued

Part Number	Mfr. No.	Fig. No.	Item No	Part Number	Mfr. No.	Fig. No.	Rem No
MS21044N08	96906	81	7	MS21044N5	96906	176	11
MS21044N08	96906	86	11	MS21044N5	96906	177	7
MS21044N08	96906	193	4	MS21044N5	96906	181	4
MS21044N08	96906	237	14	MS21044N5	96906	212	13
MS21044N08	96906	242	18	MS21044N5	96906	237	27
MS21044N3	96906	121	6	MS21044N5	96906	242	20
MS21044N3	96906	32	5	MS21044N5	96906	252	15
MS21044N3	96906	32	19	MS21044N6	96906	37	30
MS21044N3	96906	34	9	MS21044N6	96906	39	12
MS21044N3	96906	41	8	MS21044N6	96906	66	15
MS21044N3	96906	68	8	MS21044N6	96906	168	18
MS21044N3	96906	84	20	MS21044N6	96906	171	35
MS21044N3	96906	185	25	MS21044N6	96906	172	13
MS21044N3	96906	195	8	MS21044N6	96906	242	11
MS21044N3	96906	197	1	MS21044N7	96906	237	12
MS21044N3	96906	201	12	MS21044N8	96906	159	2
MS21044N3	96906	214	12	MS21044N8	96906	181	15
MS21044N3	96906	216	8	MS21045-08	96906	75	1
MS21044N3	96906	224	24	MS21045-08	96906	182	9
MS21044N3	96906	230	3	MS21045-3	96906	54	5
MS21044N3	96906	252	7	MS21045-3	96906	74	3
MS21044N3	96906	253	6	MS21045-3	96906	183	6
MS21044N4	96906	34	17	MS21045-3	96906	185	11
MS21044N4	96906	46	9	MS21045-3	96906	204	5
MS21044N4	96906	48	1	MS21045-3	96906	250	2
MS21044N4	96906	68	13	MS21045-4	96906	74	7
MS21044N4	96906	81	8	MS21045-4	96906	167	8
MS21044N4	96906	83	5	MS21045-5	96906	58	10
MS21044N4	96906	84	32	MS21045-5	96906	71	16
MS21044N4	96906	85	11	MS21045-5	96906	181	51
MS21044N4	96906	88	11	MS21045-6	96906	74	8
MS21044N4	96906	129	21	MS21045-6	96906	90	9
MS21044N4	96906	134	17	MS21045-8	96906	165	9
MS21044N4	96906	139	1	MS21045-8	96906	181	54
MS21044N4	96906	159	6	MS21045C4	96906	167	13
MS21044N4	96906	160	19	MS21045C5	96906	45	20
MS21044N4	96906	161	4	MS21045C6	96906	7	12
MS21044N4	96906	171	8	MS21045C6	96906	45	11
MS21044N4	96906	171	26	MS21045C7	96906	167	14
MS21044N4	96906	172	23	MS21059-3	96906	170	5
MS21044N4	96906	175	10	MS21059-4	96906	49	7
MS21044N4	96906	181	3	MS21059-4	96906	166	6
MS21044N4	96906	183	4	MS21059-4	96906	170	9
MS21044N4	96906	184	1	MS21059-4	96906	172	2
MS21044N4	96906	185	8	MS21059L3	96906	166	17
MS21044N4	96906	190	1	MS21059L4	96906	165	12
MS21044N4	96906	191	7	MS21075-5	96906	170	3
MS21044N4	96906	194	5	MS21078-8	96906	165	4
MS21044N4	96906	195	4	MS21078-8	96906	243	23
MS21044N4	96906	211	1	MS21083N4	96906	229	7
MS21044N4	96906	211	27	MS21083N6	96906	208	9
MS21044N4	96906	212	4	MS21318-14	96906	244	3
MS21044N4	96906	215	4	MS21318-14	96906	245	7
MS21044N4	96906	216	4	MS21318-14	96906	249	13
MS21044N4	96906	217	10	MS21318-46	96906	205	14
MS21044N4	96906	218	3	MS21322-40	96906	32	3
MS21044N4	96906	224	23	MS21333-100	96906	32	20
MS21044N4	96906	241	5	MS21333-101	96906	35	9
MS21044N4	96906	242	15	MS21333-101	96906	129	19
MS21044N5	96906	149	9	MS21333-101	96906	130	11
MS21044N5	96906	170	13	MS21333-101	96906	134	8
MS21044N5	96906	172	4	MS21333-101	96906	135	10
MS21044N5	96906	173	1	M321333-102	96906	84	31

Part Number Cross-Reference to Figure and Item Number-Continued

Part Number	Mfr. No	Fig. No.	Item No.	Part Number	Mfr. No.	Fig. No.	Item No.
MS21333-102	96906	85	10	MS24621-56	96906	169	1
MS21333-104	96906	73	5	MS24621-57	96906	221	2
MS21333-104	96906	211	25	MS24621-8	96906	204	7
MS21333-104	96906	241	3	MS24621-8	96906	254	6
MS21333-105	96906	215	3	MS24625-32	96906	168	3
MS21333-106	96906	134	33	MS24629-35	96906	225	19
MS21333-106	96906	224	4	MS24629-44	96906	233	4
MS21333-107	96906	82	20	MS24629-45	96906	176	17
MS21333-109	96906	6	14	MS24629-45	96906	177	11
MS21333-113	96906	61	19	MS24629-45	96906	196	8
MS21333-123	96906	129	11	MS24629-46	96906	191	2
MS21333-123	96906	134	23	MS24629-46	96906	221	10
MS21333-125	96906	52	3	MS24629-46	96906	226	2
MS21333-125	96906	230	32	MS24629-47	96906	55	7
MS21333-128	96906	74	-19	MS24629-5	96906	179	11
MS21333-128	96906	232	16	MS24629-56	96906	46	13
MS21333-13	96906	197	2	MS24629-56	96906	195	13
MS21333-17	96906	214	7	MS24629-56	96906	198	8
MS21333-33	96906	44	6	MS24629-57	96906	55	2
MS21333-33	96906	221	18	MS24629-57	96906	178	1
MS21333-34	96906	30	13	MS24629-57	96906	211	16
MS21333-34	96906	124	8	MS24629-57	96906	212	6
MS21333-34	96906	129	3	MS24629-57	96906	214	4
MS21333-34	96906	130	2	MS24629-59	96906	216	7
MS21333-34	96906	13.4	7	MS24630-36	96906	237	6
MS21333-34	96906	135	2	MS24630-44	96906	181	40
MS21333-36	96906	44	16	MS24630-46	96906	181	19
MS21333-43	96906	46	10	MS24630-47	96906	235	14
MS21333-43	96906	88	10	MS24632-2	96906	54	22
MS21333-46	96906	18	13	MS24665-210	96906	132	3
MS21333-47	96906	44	15	MS24665-212	96906	44	21
MS21333-47	96906	230	27	MS24665-212	96906	97	2
MS21333-67	96906	121	2	MS24665-283	96906	37	5
MS21333-71	96906	87	10	MS24665-283	96906	103	7
MS21333-71	96906	212	20	MS24665-283	96906	127	15
MS21333-71	96906	230	2	MS24665-283	96906	171	12
MS21333-71	96906	250	5	MS24665-283	96906	178	11
MS21333-72	96906	226	4	MS24665-283	96906	182	1
MS21333-73	96906	74	4	MS24665-283	96906	228	14
MS21333-75	96906	74	22	MS24665-285	96906	96	8
MS21333-77	96906	74	2	MS24665-285	96906	103	25
MS21333-78	96906	74	23	MS24665-285	96906	128	16
MS21333-78	96906	233	2	MS24665-287	96906	151	3
MS21333-80	96906	201	9	MS24665-306	96906	159	13
MS21333-83	96906	70	5	MS24665-351	96906	157	10
MS21333-97	96906	211	15	MS24665-351	96906	158	6
MS21334-28	96906	250	4	MS24665-351	96906	184	6
MS24231-1873	96906	60	2	MS24665-351	96906	220	6
MS24519-9	96906	47	13	MS24665-353	96906	33	2
MS24537-1	96906	70	1	MS24665-357	96906	102	21
MS24539-1	96906	70	6	MS24665-357	96906	112	27
MS24540-2	96906	54	25	MS24665-357	96906	122	1
MS24543-2	96906	54	23	MS24665-357	96906	143	8
MS24544-2	96906	54	24	MS24665-357	96906	146	8
MS24586-266	96906	37	40	MS24665-357	96906	150	9
MS24586-299	96906	25	20	MS24665-357	96906	151	11
MS24586C199	96906	178	13	MS24665-357	96906	157	12
MS24618-40	96906	255	9	MS24665-359	96906	102	7
MS24618-40	96906	255	11	MS24665-370	96906	114	14
MS24621-28	96906	197	17	MS24665-370	96906	126	12
MS24621-28	96906	213	21	MS24665-380	96906	230	13
MS24621-42	96906	71	7	MS24665-518	96906	225	13
MS24621-43	96906	214	10	MS24693S274	96906	197	6

Part Number Cross-Reference to Figure and Item Number—Continued

Part Number	Mfr. No.	Fig. No.	Item No.	Part Number	Mfr. No.	Fig. No.	Item No.
MS24693S295	96906	171	5	MS27183-10	96906	171	25
MS24693S298	96906	171	10	MS27183-10	96906	175	15
MS24693S298	96906	183	7	MS27183-10	96906	185	6
MS24693S298	96906	185	21	MS27183-10	96906	186	8
MS25036-108	96906	68	4	MS27183-10	96906	190	18
MS25036-108	96906	75	18	MS27183-10	96906	191	5
MS25036-108	96906	80	8	MS27183-10	96906	194	4
MS25036-108	96906	82	9	MS27183-10	96906	195	12
MS25036-112	96906	75	38	MS27183-10	96906	196	10
MS25036-112	96906	79	2	MS27183-10	96906	198	3
MS25036-112	96906	80	7	MS27183-10	96906	207	3
MS25036-112	96906	BULK		MS27183-10	96906	208	2
MS25036 115	96906	78	11	MS27183-10	96906	210	4
MS25036 115	96906	81	6	MS27183-10	96906	212	5
MS25036-115	96906	BULK		MS27183-10	96906	215	5
MS25036-116	96906	81	5	MS27183-10	96906	216	3
MS25036-116	96906	BULK		MS27183-10	96906	217	8
M825036-117	96906	BULK		MS27183-10	96906	218	4
MS25036-118	96906	79	5	MS27183-10	96906	228	8
MS25036-120	96906	75	41	MS27183-10	96906	232	3
MS25036-120	96906	BULK		MS27183-10	96906	239	7
MS25036-125	96906	251	8	MS27183-11	96906	170	15
MS25036-132	96906	75	35	MS27183-11	96906	175	4
MS25036-133	96906	75	34	MS27183-11	96906	228	22
MS25036-157	96906	75	36	MS27183-12	96906	12	16
MS25036-157	96906	BULK		MS27183-12	96906	18	22
MS25036-16	96906	79	4	MS27183-12	96906	19	15
MS25226-4-6	96906	59	3	MS27183-12	96906	37	3
MS25226-6-8	96906	58	7	MS27183-12	96906	42	32
MS25226-6-8	96906	58	8	MS27183-12	96906	50	28
MS25231-1829	96906	54	20	MS27183-12	96906	103	8
MS25231-313	96906	197	13	MS27183-12	96906	162	2
MS25231-313	96906	213	20	MS27183-12	96906	170	12
MS25331-2-313	96906	75	39	MS27183-12	96906	172	3
MS25331-4	96906	197	12	MS27183-12	96906	173	2
MS25331-4	96906	213	19	MS27183-12	96906	181	5
MS25478-1691	96906	62	5	MS27183-12	96906	181	32
MS27040-12	96906	255	5	MS27183-12	96906	192	11
MS27114 13B	96906	45	1	MS27183-12	96906	196	5
MS27147-1	96906	82	5	MS27183-12	96906	209	14
MS27147-1	96906	226	10	MS27183-12	96906	212	12
MS27147-1	96906	233	8	MS27183-12	96906	229	13
MS27148 1	96906	78	10	MS27183-12	96906	232	25
MS27148-1	96906	79	13	MS27183-12	96906	235	3
MS27148-1	96906	84	19	MS27183-12	96906	237	21
MS27148 2	96906	71	23	MS27183-12	96906	238	1
MS27148-2	96906	75	13	MS27183-12	96906	242	21
MS27148-2	96906	76	1	MS27183-13	96906	52	4
MS27148-2	96906	77	1	MS27183-13	96906	252	16
MS27148-2	96906	84	2	MS27183-14	96906	7	7
MS27148-2	96906	227	10	MS27183-14	96906	8	25
MS27148-3	96906	60	14	MS27183-14	96906	10	4
MS27183-10	96906	30	4	MS27183-14	96906	12	12
MS27183-10	96906	34	18	MS27183-14	96906	18	7
MS27183-10	96906	46	15	MS27183-14	96906	19	22
MS27183-10	96906	48	7	MS27183-14	96906	22	8
MS27183-10	96906	64	15	MS27183-14	96906	29	8
MS27183-10	96906	68	12	MS27183-14	96906	36	33
MS27183-10	96906	168	9	MS27183-14	96906	37	31
MS27183-10	96906	171	7	MS27183-14	96906	42	38
				MS27183-14	96906	42	48

Part Number Cross-Reference to Figure and Item Number —Continued

Part Number	Mfr No.	Fig. No.	Item No.	Part Number	Mfr. No.	Fig No.	Item No.
MS27183-14	96906	44	20	MS27183-8	96906	42	29
MS27183-14	96906	50	35	MS27183-8	96906	44	24
MS27183-14	96906	51	1	MS27183-8	96906	68	7
MS27183-14	96906	52	21	MS27183-8	96906	176	4
MS27183-14	96906	90	10	MS27183-8	96906	177	14
MS27183-14	96906	127	16	MS27183-8	96906	185	23
MS27183-14	96906	167	6	MS27183-8	96906	195	9
MS27183-14	96906	171	33	MS27183-8	96906	216	9
MS27183-14	96906	172	11	MS27183-8	96906	221	20
MS27183-14	96906	178	10	MS27183-8	96906	252	20
MS27183-14	96906	182	2	MS27183-8	96906	253	7
MS27183-14	96906	206	5	MS27183-9	96906	200	14
MS27183-14	96906	208	10	MS27212-3-8	96906	58	5
MS27183-14	96906	209	22	MS27212-3-8	96906	59	2
MS27183-14	96906	228	20	MS27977-29B	96906	176	22
MS27183-14	96906	235	6	MS27980-13B	96906	176	21
MS27183-14	96906	236	5	MS27980-13B	96906	177	15
MS27183-14	96906	239	13	MS28137-4	96906	179	10
MS27183-14	96906	240	21	MS28775-212	96906	202	2
MS27183-14	96906	243	7	MS28775-217	96906	102	5
MS27183-15	96906	103	23	MS28775-240	96906	112	36
MS27183-15	96906	161	6	MS28775-337	96906	123	18
MS27183-15	96906	232	22	MS28932C9-10	96906	117	12
MS27183-18	96906	35	6	MS29513-125	96906	41	3
MS27183-18	96906	45	8	MS29513-16	96906	244	18
MS27183-18	96906	96	5	MS29513-16	96906	249	4
MS27183-18	96906	97	1	MS29513-228	96906	202	22
MS27183-18	96906	109	13	MS29513-261	96906	244	6
MS27183-18	96906	111	3	MS29513-261	96906	245	3
MS27183-18	96906	124	2	MS3057-10B	96906	227	11
MS27183-18	96906	181	16	MS3057-10B	96906	234	3
MS27183-18	96906	184	5	MS3106A18-11SC	96906	227	12
MS27183-18	96906	220	7	MS3106A18-11SC	96906	234	4
MS27183-18	96906	243	4	MS3106E18-11SC	96906	87	2
MS27183-19	96906	103	28	MS3106F18-8S	96906	60	9
MS27183-19	96906	109	9	MS3106R10SL3SC	96906	75	40
MS27183-20	96906	32	14	MS3367-1-0	96906	43	6
MS27183-20	96906	211	19	MS3367-1-9	96906	226	13
MS27183-20	96906	212	17	MS3367-1-9	96906	233	13
MS27183-20	96906	223	8	MS3367-3-9	96906	230	5
MS27183-21	96906	25	3	MS35000-3	96906	72	6
MS27183-23	96906	109	6	MS35058-22	96906	197	11
MS27183-23	96906	124	15	MS35058-22	96906	213	1
MS27183-23	96906	163	2	MS35059-31	96906	197	14
MS27183-4	96906	32	4	MS35059-31	96906	213	15
MS27183-41	96906	196	2	MS35190-236	96906	58	3
MS27183-42	96906	41	7	MS35190-267	96906	36	23
MS27183-42	96906	209	6	MS35190-289	96906	181	38
MS27183-42	96906	210	9	MS35190-303	96906	209	26
MS27183-42	96906	250	7	MS35190-317	96906	42	55
MS27183-5	96906	72	5	MS35191-292	96906	178	17
MS27183-5	96906	179	13	MS35191-308	96906	181	53
MS27183-5	96906	180	3	MS351967-2	96906	43	1
MS27183-5	96906	236	10	MS35206-204	96906	54	26
MS27183-5	96906	237	2	MS35206-215	96906	59	10
MS27183-5	96906	239	3	MS35206-228	96906	55	9
MS27183-5	96906	240	4	M835206-229	96906	55	12
MS27183-5	96906	252	2	MS35206-232	96906	190	14
MS27183-5	96906	253	4	MS35206-234	96906	217	6
MS27183-5	96906	BULK		MS35206-241	96906	195	7
MS27183-7	96906	183	15	MS35206-242	96906	62	10
MS27183-7	96906	185	16	MS35206-242	96906	63	9
MS27183-7	96906	242	19	MS35206-242	96906	65	9

Part Number Cross-Reference to Figure and Item Number—Continued

Part Number	Mfr. No.	Fig. No.	Item No.	Part Number	Mfr. No.	Fig. No.	Item No.
MS35206-242	96906	196	3	MS35207-280	96906	85	9
MS35206 243	96906	62	8	MS35207-282	96906	194	7
MS35206-243	96906	63	7	MS35207-284	96906	54	28
MS35206-243	96906	65	6	MS35207-284	96906	124	7
M S35206-244	96906	54	4	MS35207-285	96906	168	15
MS35206-245	96906	44	12	MS35207-287	96906	211	7
M S35206-245	96906	182	7	MS35207-289	96906	191	4
M S35206-246	96906	55	14	MS35207-317	96906	161	7
M S35206-246	96906	75	3	MS35207-85	96906	60	8
MS35206-246	96906	78	14	MS35219-52	96906	166	8
MS35206-246	96906	81	11	MS35224-63	96906	74	25
MS35206-246	96906	86	9	MS35307-305	96906	202	33
MS35206-247	96906	59	9	MS35307-318	96906	202	34
MS35206-248	96906	46	4	MS35307-334	96906	45	5
MS35206-248	96906	55	11	MS35308-334	96906	45	23
MS35206-248	96906	197	23	MS35308-334	96906	181	29
MS35206-248	96906	213	17	MS35308-336	96906	181	18
MS35206-248	96906	237	9	MS35333-38	96906	54	27
MS35206-248	96906	242	25	MS35333-40	96906	71	17
MS35206-263	96906	33	5	MS35333-40	96906	191	8
MS35206 265	96906	53	31	MS35333-40	96906	192	13
MS35206-276	96906	57	3	MS35333-40	96906	197	27
MS35206-300	96906	25	7	MS35333-40	96906	213	9
MS35206-300	96906	133	5	MS35333-41	96906	131	3
MS35206-301	96906	133	11	MS35333-41	96906	137	17
MS35206-302	96906	25	30	MS35333-46	96906	56	3
MS35207-229	96906	208	19	MS35335-33	96906	178	6
MS35207-245	96906	209	18	MS35335-33	96906	241	6
MS35207-261	96906	185	13	MS35335-34	96906	92	22
MS35207-261	96906	203	4	MS35335-34	96906	245	15
MS35207-262	96906	56	6	MS35335-35	96906	44	3
MS35207-262	96906	203	2	MS35335-35	96906	73	2
MS35207-263	96906	34	8	MS35335-42	96906	114	4
MS35207-263	96906	55	10	MS35335-42	96906	126	4
MS35207-263	96906	121	3	MS35335-58	96906	193	
MS35207-263	96906	176	3	MS35335-60	96906	193	
MS35207-263	96906	183	10	MS35336-33	96906	209	28
MS35207-263	96906	201	8	MS35338-137	96906	229	2
MS35207 263	96906	209	7	MS35338-41	96906	202	14
MS35207-263	96906	250	3	MS35338-41	96906	208	16
MS35207-263	96906	252	5	MS35338-42	96906	59	6
MS35207-264	96906	54	3	MS35338-42	96906	62	6
MS35207-264	96906	67	10	MS35338-42	96906	65	8
MS35207-264	96906	68	1	MS35338-42	96906	79	19
MS35207-264	96906	74	1	MS35338-42	96906	176	9
MS35207-264	96906	79	22	MS35338-42	96906	177	13
MS35207 264	96906	210	8	MS35338-42	96906	209	19
MS35207-264	96906	253	8	MS35338-43	96906	33	6
MS35207-265	96906	32	2	MS35338-43	96906	42	30
MS35207-265	96906	74	24	MS35338-43	96906	70	3
MS35207-265	96906	166	1	MS35338-43	96906	176	7
MS35207-275	96906	185	22	MS35338-43	96906	201	11
MS35207-265	96906	230	1	MS35338-43	96906	202	37
MS35207-266	96906	84	21	MS35338-43	96906	210	12
MS35207-266	96906	252	19	MS35338-43	96906	226	3
MS35207-267	96906	42	31	MS35338-43	96906	228	18
MS35207 267	96906	70	4	MS35338-43	96906	233	3
MS35207-268	96906	252	21	MS35338-43	96906	250	8
MS35207-271	96906	41	6	MS35338-43	96906	256	8
MS35207-271	96906	224	15	MS35338-44	96906	26	1
MS35207-279	96906	30	7	MS35338-44	96906	37	7
MS35207-279	96906	194	8	MS35338-44	96906	44	7
MS35207-280	96906	84	30				

Part Number Cross-Reference to Figure and Item Number—Continued

Part Number	Mfr. No.	Fig. No.	Item No.	Part Number	Mfr. No.	Fig. No.	Item No.
MS35338-44	96906	47	10	MS35338-45	96906	249	21
MS35338-44	96906	57	2	MS35338-46	96906	6	3
MS35338-44	96906	60	7	MS35338-46	96906	8	22
MS35338-44	96906	61	11	MS35338-46	96906	9	6
MS35338-44	96906	79	23	MS35338-46	96906	10	5
MS35338-44	96906	98	31	MS35338-46	96906	12	13
MS35338-44	96906	133	8	MS35338-46	96996	15	11
MS35338-44	96906	134	34	MS35338-46	96906	18	3
MS35338-44	96906	160	13	MS35338-46	96906	18	14
MS35338-44	96906	178	15	MS35338-46	96906	19	21
MS35338-44	96906	185	3	MS35338-46	96906	22	9
MS35338-44	96906	197	5	MS35338-46	96906	24	4
MS35338-44	96906	201	6	MS35338-46	96906	29	7
MS35338-44	96906	202	32	MS35338-46	96906	37	29
MS35338-44	96906	207	5	MS35338-46	96906	39	11
MS35338-44	96906	210	3	MS35338-46	96906	40	16
MS35338-44	96906	224	25	MS35338-46	96906	42	13
MS35338-44	96906	225	10	MS35338-46	96906	42	39
MS35338-44	96906	228	2	MS35338-46	96906	48	3
MS35338-44	96906	228	7	MS35338-46	96906	49	25
MS35338-44	96906	229	8	MS35338-46	96906	50	34
MS35338-44	96906	230	16	MS35338-46	96906	51	10
MS35338-44	96906	231	5	MS35338-46	96906	52	18
MS35338-44	96906	239	8	MS35338-46	96906	62	14
MS35338-45	96906	8	17	MS35338-46	96906	63	5
MS35338-45	96906	12	5	MS35338-46	96906	63	11
MS35338-45	96906	18	21	MS35338-46	96906	65	13
MS35338-45	96906	19	16	MS35338-46	96906	66	12
MS35338-45	96906	25	2	MS35338-46	96906	90	5
MS35338-45	96906	36	34	MS35338-46	96906	91	2
MS35338-45	96906	38	14	MS35338-46	96906	91	8
MS35338-45	96906	42	33	MS35338-46	96906	98	10
MS35338-45	96906	45	4	MS35338-46	96906	100	21
MS35338-45	96906	50	23	MS35338-46	96906	101	2
MS35338-45	96906	50	27	MS35338-46	96906	103	14
MS35338-45	96906	51	7	MS35338-46	96906	103	24
MS35338-45	96906	52	19	MS35338-46	96906	106	9
MS35338-45	96906	53	29	MS35338-46	96906	112	4
MS35338-45	96906	100	17	MS35338-46	96906	122	46
MS35338-45	96906	104	17	MS35338-46	96906	125	25
MS35338-45	96906	106	7	MS35338-46	96906	139	12
MS35338-45	96906	122	6	MS35338-46	96906	141	12
MS35338-45	96906	123	9	MS35338-46	96906	144	2
MS35338-45	96906	127	4	MS35338-46	96906	145	10
MS35338-45	96906	132	10	MS35338-46	96906	148	2
MS35338-45	96906	141	15	MS35338-46	96906	152	12
MS35338-45	96906	147	5	MS35338-46	96906	154	2
MS35338-45	96906	152	15	MS35338-46	96906	159	8
MS35338-45	96906	162	12	MS35338-46	96906	160	2
MS35338-45	96906	172		MS35338-46	96906	161	2
MS35338-45	96906	173	6	MS35338-46	96906	181	49
MS35338-45	96906	181	33	MS35338-46	96906	192	8
MS35338-45	96906	208	13	MS35338-46	96906	202	26
MS35338-45	96906	209	13	MS35338-46	96906	206	2
MS35338-45	96906	225	2	MS35338-46	96906	209	23
MS35338-45	96906	230	23	MS35338-46	96906	222	5
MS35338-45	96906	231	2	MS35338-46	96906	235	10
MS35338-45	96906	232	23	MS35338-46	96906	236	7
MS35338-45	96906	235	2	MS35338-46	96906	239	15
MS35338-45	96906	237	20	M835338-46	96906	240	19
MS35338-45	96906	238	2	MS35338-46	96906	242	2
MS35338-45	96906	240	11	MS35338-46	96906	243	2
MS35338-45	96906	249	2	MS35338-46	96906	255	4

Part Number Cross-Reference to Figure and Item Number—Continued

Part Number	Mfr. No	Fig No	Item No.,	Part Number	Mfr. No.	Fig No	Item No
MS35338-47	96906	7	22	MS35489-23	96906	74	21
MS35338-47	96906	52	14	MS35489-43S	96906	168	5
MS35338-47	96906	96	14	MS35489-6	96906	71	19
MS35338-47	96906	102	24	MS35489-93	96906	129	18
MS35338-47	96906	109	15	MS35489-94	96906	130	8
MS35338-47	96906	116	5	MS35489-94	96906	135	9
MS35338-47	96906	117	11	MS35490-17	96906	74	18
MS35338-47	96906	120	7	MS35490-42	96906	73	8
MS35338-47	96906	127	13	MS35490-46	96906	232	17
MS35338-47	96906	137	24	MS35490-5	96906	170	16
MS35338-48	96906	90	18	MS35490-5	96906	200	16
MS35338-48	96896	109	10	MS35490-51	96906	232	27
MS35338-48	96906	124	3	MS35490-7	96906	30	6
MS35338-48	96906	139	8	MS35490-75	96906	134	5
MS35338-48	96906	149	2	MS35490-8	96906	64	13
MS35338-48	96906	165	18	MS35648-5	96906	98	3
MS35338-48	96906	181	46	MS35649-202	96906	53	34
MS35338-48	96906	205	7	MS35649-242	96906	59	4
MS35338-48	96906	206	9	MS35649-262	96906	58	6
MS35338-48	96906	243	15	MS35649-282	96906	44	11
MS35338-50	96906	114	2	MS35649-282	96906	59	5
MS35338-50	96906	119	7	MS35649-282	96906	176	10
MS35338-50	96906	7	14	MS35649-282	96906	177	12
MS35338-50	96906	53	15	MS35650-302	96906	44	17
MS35338-50	96906	126	2	MS35650-302	96906	67	7
MS35338-50	96906	156	25	MS35650-302	96906	70	2
MS35338-50	96906	164	4	MS35650-302	96906	79	18
MS35338-50	96906	205	4	MS35650-302	96906	176	8
MS35338-51	96906	109	7	MS35650-302	96906	210	13
MS35338-51	96906	119	4	MS35650-302	96906	256	7
MS35338-51	96906	124	14	MS35650-302	96906	228	19
MS35338-51	96906	154	6	MS35650-304	96906	193	
MS35338-65	96906	252	11	MS35650-3252	96906	207	6
MS35339-46	96906	52	7	MS35650-3252	96906	210	2
MS35340-44	96906	48	8	MS35650-362	96906	208	15
MS35340-44	96906	49	2	MS35650-382	96906	209	20
MS35340-44	96906	168	8	MS35670-261	96906	245	4
MS35340-45	96906	25	26	MS35670-4	96906	151	8
MS35340-46	96906	7	2	MS35671-37	96906	98	14
MS35340-46	96906	25	11	MS35690-624	96906	42	51
MS35340-46	96906	47	7	MS35690-627	96906	112	24
MS35340-46	96906	97	5	MS35691-1	96906	133	6
MS35340-47	96906	117	6	MS35691-1	96906	178	14
MS35340-48	96906	92	13	MS35691-18	96906	246	4
MS35340-48	96906	157	6	MS35691-2	96906	194	3
MS35340-50	96906	162	5	MS35691-21	96906	25	13
MS35387-1	96906	194	6	MS35691-21	96906	36	49
MS35421-1	96906	67	2	MS35691-21	96906	44	4
MS35421-2	96906	67	2	MS35691-21	96906	159	5
MS35423-1	96906	67	1	MS35691-21	96906	161	1
MS35425-39	96906	72	8	MS35691-21	96906	182	15
MS35425-42	96906	254	8	MS35691-22	96906	96	9
MS35436-12	96906	227	6	MS35691-22	96906	103	20
MS35436-12	96906	234	10	MS35691-29	96906	111	2
MS35436-4	96906	234	1	MS35691-29	96906	132	4
MS35478-1683	96906	62	4	MS35691-30	96906	129	5
MS35478-1683	96906	64	9	MS35691-30	96906	134	4
MS35478-1683	96906	65	4	MS35691-33	96906	181	34
MS35489-134	96906	74	20	MS35691-33	96906	181	47
MS35489-134	96906	199	19	MS35691-37	96906	156	16
MS35489-14	96906	55	18	MS35691-37	96906	157	7
MS35489-14	96906	168	11	MS35691-38	96906	35	5
MS35489-19	96906	241	4	MS35691-38	96906	96	4

Part Number Cross-Reference to Figure and Item Number—Continued

Part Number	Mfr No.	Fig. No.	Item No.	Part Number	Mfr Nu.	Fig. No.	Item No.
MS35691-45	96906	32	1	MS35842-15	96906	212	7
MS35691-46	96906	211	18	MS35842-15	96906	221	12
MS35691-46	96906	212	19	MS35842-16	96906	198	1
MS35691 49	96906	119	8	MS35842-16	96906	212	10
MS35691-49	96906	164	5	MS35842-16	96906	225	14
MS35691-5	96906	36	8	MS35842-16	96906	230	28
MS35691-5	96906	58	9	MS35842-4	96906	103	17
MS35691-5	96906	130	6	MS39020-1	96906	43	5
MS35691-5	96906	135	4	MS39020-1	96906	60	19
MS35691-5	96906	192	14	MS39020-1	96906	66	6
MS35691-61	96906	119	3	MS39020-1	96906	227	4
MS35691-61	96906	139	16	MS39020-1	96906	234	9
MS35691-822	96906	155	39	MS39020-1	96906	BULK	
MS35691-9	96906	25	6	MS39020-2	96906	60	11
MS35691-9	96906	133	4	MS39020-3	96906	77	8
MS35692-37	96906	128	17	MS39020-3	96906	227	7
MS35692-38	96906	112	21	MS39020-3	96906	234	5
MS35692-38	96906	122	43	MS39021-2	96906	256	6
MS35692-53	96906	126	13	MS39030-1	96906	77	12
MS35692-53	96906	143	9	MS39060-2	96906	54	8
MS35692-53	96906	146	7	MS39061-1	96906	54	7
MS35692-53	96906	150	8	MS39061-2	96906	54	2
MS35692-53	96906	151	10	MS39063-1	96906	55	6
MS35751-70	96906	255	3	MS39063-1	96906	59	8
MS35756-11	96906	101	8	MS39176-3	96906	35	3
MS35756-31	96906	101	36	MS39177-3	96906	35	2
MS35756-34	96906	15	15	MS39198-3	96906	130	9
MS35756 35	96906	16	8	MS39198-3	96906	134	15
MS35756-4	96906	202	16	MS39201-2	96906	30	11
MS35756-8	96906	52	9	MS39202-10	96906	34	14
MS35756-9	96906	36	20	MS39202-6	96906	28	3
MS35763-1032	96906	31	9	MS39202-6	96906	32	36
MS35769-8	96906	23	5	MS39203-3	96906	134	12
MS35769-80	96906	181	25	MS39203-5	96906	34	10
MS35769-92	96906	166	10	MS39205-3	96906	6	10
MS35782-3	96906	33	11	MS39206-3	96906	34	12
MS35782-4	96906	8	19	MS39206-3	96906	35	11
MS35782-5	96906	40	14	MS39210-2	96906	BULK	
MS35783-2	96906	18	19	MS39210-3	96906	BULK	
MS35784-2	96906	134	27	MS39210-5	96906	32	41
MS35810-32	96906	36	15	MS39211-5	96996	134	25
MS35810-35	96906	132	1	MS39212-3	96906	BULK	
MS35812-4	96906	97	11	MS39230-1	969b6	47	22
MS35812-6	96906	96	6	MS39230-2	96906	47	21
MS35842-10	96906	18	17	MS39230-2	96506	224	6
MS35842-10	96906	47	18	MS39230-4	96906	230	8
MS35842-11	96906	36	12	MS39230-4	96906	231	12
MS35842-11	96906	47	14	MS39232-1	96906	34	11
MS35842-11	96906	230	6	MS39233-2	96906	224	5
MS35842-11	96906	231	10	MS45904-57	96906	199	12
MS35842-11	96906	232	9	MS45904-57	96906	213	18
MS35842-12	96906	46	1	MS45904-60	96906	68	2
MS35842-12	96906	201	2	MS45904-68	96906	43	2
MS35842-12	96906	214	5	MS45904-68	96906	64	16
MS35842-13	96906	47	4	MS45904-68	96906	67	8
MS35842-13	96906	50	31	MS45904-68	96906	81	9
MS35842-13	96906	103	16	MS45904-68	96906	211	2
MS35842-13	96906	232	15	MS45904-68	96906	212	23
MS35842-14	96906	29	5	MS45904-68	96906	224	20
MS35842-14	96906	221	5	MS45904-68	96996	226	1
MS35842-14	96906	242	10	MS45904-68	96906	233	1
MS35842-15	96906	201	1	MS45904-69	96906	83	2

Part Number Cross-Reference to Figure and Item Number —Continued

Part Number	Mfr. No.	Fig. No.	Item No.	Part Number	Mfr. No.	Fig. No.	Item No.
MS45904-72	96906	64	2	MS51815-6	96906	230	9
MS45904-72	96906	223	2	MS51815-6P	96906	224	13
MS45904-72	96906	231	14	MS51815-8	96906	6	1
MS45904-76	96906	66	10	MS51816-3	96906	134	32
MS45904-77	96906	52	5	MS51816-3	96906	134	32
MS45904-77	96906	167	4	MS51816-5	96906	224	18
MS49005-14	96906	112	12	MS51816-5	96906	230	30
MS49005-14	96906	122	14	MS51817-3	96906	121	4
MS49005-14	96906	125	29	MS51818-3	96906	104	12
MS49005-2	96906	100	9	MS51819-12	96906	32	24
MS49005-4	96906	9	2	MS51819-12	96906	33	13
MS49005-4	96906	48	21	MS51819-2	96906	21	3
MS49005-6	96906	245	8	MS51819-2	96906	30	2
MS49005-8	96906	32	26	MS51819-35	96906	104	8
MS49005-8	96906	50	2	MS51819-35	96906	129	14
MS49006-14	96906	100	10	MS51819-35	96906	134	18
MS49006-18	96906	125	30	MS51819-7	96906	32	17
MS500043-4	96906	44	2	MS51819-7	96906	33	9
MS51001-23-2	96906	137	7	MS51819-7	96906	223	15
MS51065-35-2	96906	50	18	MS51819-7	96906	224	9
MS51066-67-2	96996	51	8	MS51821-3	96906	129	34
MS51071-5	96906	256	2	MS51822-5	96906	32	39
MS51072-5	96906	256	1	MS51823-2	96906	BULK	
MS51074-1	96906	71	13	MS518323-5	96906	32	8
MS51085-1	96906	41	1	MS51825-2	96906	BULK	
MS51085-1	96906	211	8	MS51825-5P	96906	32	7
MS51085-1	96906	224	11	MS51825-5P	96906	BULK	
MS51095-329	96906	100	6	MS51847-15	96906	201	4
MS51095-332	96906	38	15	MS51855-5	96906	124	9
MS51095-332	96906	123	8	MS51855-5	96906	129	6
MS51113-1	96906	54	1	MS51855-5	96906	134	2
MS51318-1	96906	66	1	MS51855-9	96906	32	15
MS51321-2	96906	34	16	MS51855-9	96906	212	15
MS51321-2	96906	211	10	MS51855-9	96906	223	10
MS51321-2	96906	224	21	MS51922-1	96906	64	14
MS51330-1	96906	63	1	MS51922-13	96906	229	16
MS51335-1	96906	159	10	MS51922-13	96906	232	24
MS51370-1	96906	136	1	MS51922-17	96906	206	6
MS51375-1	96906	136	3	MS51922-5	96906	67	9
MS51377-4	96906	136	2	MS51926-5	96906	BULK	
MS51388-2	96906	192	1	MS51929-3	96906	BULK	
MS51811-3P	96906	129	12	MS51937-2	96906	181	27
MS51811-3P	96906	134	3	MS51937-5	96906	181	45
MS51811-3P	96906	135	13	MS51939-1	96906	171	21
MS51812-3	96906	34	3	MS51939-1	96906	235	15
MS51812-3	96906	111	4	MS51939-2	96906	185	24
MS51812-5	96906	32	18	MS51939-2	96906	252	3
MS51812-5	96906	211	17	MS51939-2	96906	253	2
MS51812-5	96906	223	12	MS51943-46	96906	167	20
MS51813-5	96906	224	17	MS51953-103	96906	201	3
MS51814-3	96906	129	9	MS51953-29	96906	47	19
MS51814-3	96906	134	21	MS51953-29	96906	224	8
MS51814-5	96906	32	9	MS51953-73	96906	232	13
MS51815-12	96906	32	30	MS51955-1	96906	244	9
MS51815-2	96906	21	1	MS51955-16	96906	244	16
MS51815-3	96906	6	5	MS51957-32	96906	202	15
MS51815-3	96906	104	10	MS51957-44	96906	229	1
MS51815-3	96906	111	6	MS51959-43	96906	174	3
MS51815-3	96906	124	5	MS51959-46	96906	200	10
MS51815-3	96906	129	24	MS51963-103	96906	244	14
MS51815-6	96906	104	4	MS51963-81	96906	244	24
MS51815-6	96906	211	12	MS51963-81	96906	249	9
MS51815-6	96906	223	3	MS51964-49	96906	200	11

Part Number Cross-Reference to Figure and Item Number —Continued

Part Number	Mfr. No	Fig. No	Item No.	Part Number	Mfr. No.	Fig. No.	Item No
MS51964-51	96906	200	5	MS51968-5	96906	228	1
MS51967-1	96906	232	2	MS51968-5	96906	235	1
MS51967-14	96906	205	9	MS51968-5	96906	237	19
MS51967-15	96906	243	14	MS51968-6	96906	127	5
MS51967-2	96906	79	24	MS51968-6	96906	162	1
MS51967-2	96906	133	10	MS51968-6	96906	192	9
MS51967-2	96906	197	4	MS51968-6	96906	192	12
MS51967-2	96906	212	28	MS51968-6	96906	238	3
MS51967 2	96906	213	8	MS51968-6	96906	240	10
MS51967-2	96906	224	26	MS51968-8	96906	209	24
MS51967-2	96906	226	6	MS51968-8	96906	236	6
MS51967-2	96906	230	17	MS51968-9	96906	25	12
MS51967-2	96906	231	4	MS51968-9	96906	98	9
MS51967-2	96906	233	.5	MS51968-9	96906	103	3
MS51967-20	96906	205	3	MS51986-9	96906	139	11
MS51967-5	96906	230	22	MS51968-9	96906	141	13
MS51967-5	96906	231	1	MS51968-9	96906	144	9
MS51967-6	96906	141	14	MS51968-9	96906	145	11
MS51967-6	96906	147	6	MS51968-9	96906	148	16
MS51967-6	96906	152	16	MS51968-9	96906	152	13
MS51967-8	96906	53	45	MS51968-9	96906	235	9
MS51967-8	96906	66	13	MS51968-9	96906	239	16
MS51967-8	96906	73	1	MS51968-9	96906	240	18
MS51967-8	96906	222	6	MS51971-1	96906	47	9
MS51967-9	96906	242	8	MS51971-1	96906	49	14
MS51967-9	96906	243	3	MS51971-3	96906	47	8
MS51968-11	96906	23	7	MS51971-3	96906	49	24
MS51968-11	96906	127	14	MS51971-3	96906	52	8
MS51968-11	96906	137	25	MS51972-3	96906	48	2
MS51968-12	96906	7	17	MS51975-55	96906	243	13
MS51968-12	96906	96	15	MS53000-1	96906	57	1
MS51968-12	96906	109	16	MS53015-1	96906	192	3
MS51968-12	96906	116	6	MS53041-1	96906	46	16
MS51968-12	96906	117	7	MS53041-3	96906	45	13
MS51968-12	96906	120	8	MS53047-1	96906	65	1
MS51968-15	96906	109	11	MS53050-1	96906	204	2
MS51968-15	96906	124	4	MS53063-2	96906	30	9
MS51968-15	96906	139	9	MS53075-2	96906	33	1
MS51968-15	96906	149	1	MS75004-1	96906	73	10
MS51968 2	96906	61	12	MS75004-2	96906	73	12
MS51968-2	96906	168	7	MS75020-1	96906	82	10
MS51968-2	96906	225	9	MS75021-2S	96906	75	33
MS51968-2	96906	226	5	MS75021-2S	96906	84	13
MS51968-2	96906	228	6	MS75058-1	96906	BULK	
MS51968-21	96906	7	15	MS75063-1	96906		7
MS51968-21	96906	114	7	MS87006-3	96906		18
MS51968-21	96906	126	6	MS87006-3	96906		16
MS51968-21	96906	156	24	MS87006-3	96906	177	10
MS51968-23	96906	109	8	MS87006-43	96906	252	12
MS51968-23	96906	163	1	MS90278-89	96906	122	45
MS51968-24	96906	124	13	MS90724-42	96905	169	11
MS51968-24	96906	154	7	MS90724-42	96906	172	24
MS51968-3	96906	30	3	MS90725-10	96906	48	10
MS51968-3	96906	44	8	MS90725-10	96906	133	17
MS51968-3	96906	170	14	MS90725-109	96906	165	17
MS51968-3	96906	178	7	MS90725-114	96906	90	17
MS51968-3	96906	211	21	MS90725-114	96906	243	5
MS51968-3	96906	239	9	MS90725-15	96906	48	12
MS51968-5	96906	132	9	MS90725-164	96906	205	13
MS51968-5	96906	172		MS90725-3	96906	48	20
MS51968-5	96906	223	1	MS90725-3	96906	49	3
MS51968-5	96906	225	3	MS90725-30	96906	131	2

Part Number Cross-Reference to Figure and Item Number—Continued

Part Number	Mfr. No.	Fig. No.	Item No.	Part Number	Mfr. No.	Fig. No.	Item No.
MS90725-31	96906	52	20	M S90725 -8	96906	47	2
MS90725-32	96906	92	23	M S90725 -8	96906	249	1
MS90725 33	96906	106	8	MS90725-87	96906	52	13
MS90725-34	96906	20	5	MS90725 -9	96906	79	20
MS90725-34	96906	230	25	MS90726-1	96906	83	1
MS90725-34	96906	231	13	M S90726-1	96906	167	17
MS90725-35	96906	50	26	M S90726-10	96906	48	9
MS90725-38	96906	25	1	MS90726-10	96906	128	23
MS90725-38	96906	37	34	M S90726-108	96906	205	8
MS90725-44	96906	18	20	MS90726-108	96906	206	10
MS90725-46	96906	18	23	MS90726-111	96906	243	17
MS90725-5	96906	98	30	MS90726-113	96906	139	6
MS90725-5	96906	224	3	MS90726-114	96906	149	6
MS90725-57	96906	65	14	MS90726-116	96906	139	18
MS90725-57	96906	91	7	MS90726-116	96906	181	23
MS90725-58	96906	62	15	MS90726-117	96906	159	11
MS90725-58	96906	63	12	MS90726-126	96906	205	11
MS90725-58	96906	222	2	MS90726-13	96906	190	17
MS90725-59	96906	8	23	MS90726-13	96906	242	13
MS90725-59	96906	8	26	MS90726-14	96906	185	7
MS90725-59	96906	12	14	MS90726-14	96906	216	6
MS90725-59	96906	40	15	MS90726-15	96906	190	4
MS90725-59	96906	154	1	MS90726-15	96906	217	7
MS90725-59	96906	160	1	MS90726-15	96906	228	11
MS90725-59	96906	242	6	MS90726-16	96906	191	11
MS90725-6	96906	43	7	MS90726-16	96906	216	11
MS90725-6	96906	44	27	MS90726-16	96906	217	11
MS90725-6	96906	49	17	MS90726-165	96906	156	30
MS90725-6	96906	64	11	MS90726-17	96906	190	7
MS90725-6	96996	133	7	MS90726-17	96906	216	12
MS90725 6	96906	230	14	MS90726-18	96996	215	1
MS90725-6	96906	231	9	MS90726-186	96906	11	1
MS90725-6	96906	246	6	MS90726-186	96906	139	17
MS90725-60	96906	6	2	MS90726-187	96906	154	5
MS90725-60	96906	9	5	MS90726-25	96906	160	18
MS90725-60	96906	18	8	MS90726-29	96906	196	6
MS90725-60	96906	29	9	MS90726-3	96906	134	35
MS90725-60	96906	49	1	MS90726-3	96906	171	11
MS90725-60	96906	52	6	MS90726-3	96906	185	4
MS90725-60	96906	73	3	MS90726-3	96906	241	2
MS90725-60	96906	242	1	MS90726-31	96906	65	17
MS90725-60	96906	243	22	MS90726-31	96906	71	14
MS90725-61	96906	166	16	MS90726-31	96906	192	10
MS90725-61	96906	243	6	MS90726-32	96906	25	25
MS90725-62	96906	24	8	MS90726-32	96906	58	1
MS90725-62	96906	29	6	MS90726-32	96906	64	1
MS90725-62	96906	52	17	MS90726-32	96906	173	3
MS90725-62	96906	206	1	MS90726-32	96906	208	14
MS90725-62	96906	246	5	MS90726-32	96906	212	14
MS90725-63	96906	47	3	MS90726-32	96906	223	5
MS90725-63	96906	52	2	MS90726-32	96906	225	7
MS90725-65	96906	7	8	MS90726-33	96906	170	11
MS90725-65	96906	243	8	MS90726-33	96906	172	7
MS90725-66	96906	7	3	MS90726-33	96906	181	6
MS90725 66	96906	19	20	MS90726-33	96906	212	11
MS90725-66	96906	27	1	1S90726-33	96906	232	20
MS90725-68	96906	18	15	MS90726-34	96906	149	7
MS90725-69	96906	7	5	MS90726-34	96906	172	15
MS90725-7	96906	49	18	MS90726-34	96906	173	7
MS90725-7	96906	233	9	MS90726-34	96906	237	24
MS90725-7	96906	245	10	MS90726-35	96906	172	9
MS90725-76	96996	50	20	MS90726-35	96906	237	25

Part Number Cross-Reference to Figure and Item Number—Continued

Part Number	Mfr. No.	Fig. No.	Item No.	Part Number	Mfr. No.	Fig No.	Item No.
MS90726-35	96906	240	9	MS90726-62	96906	37	33
MS90726-35	96906	252	17	MS90726-62	96906	90	13
MS90726-36	96906	162	11	MS90726-62	96006	235	5
MS90726-36	96906	228	4	MS90726-62	96906	239	12
MS90726-36	96906	242	26	MS90726-63	96906	39	10
MS90726-37	96906	177	5	MS90726-64	96906	25	24
MS90726-39	96906	208	21	MS90726-64	96906	172	19
MS90726-4	96906	82	21	MS90726-64	96906	192	5
MS90726-4	96906	201	5	MS90726-65	96906	139	20
MS90726-4	96906	239	6	MS90726-65	96906	141	11
MS90726-40	96906	235	8	MS90726-65	96906	144	10
MS90726 40	96906	238	6	MS90726-65	96906	145	9
MS90726-41	96906	240	16	MS90726-65	96906	148	1
MS90726-43	96906	225	1	MS90726-65	96906	152	11
MS90726 45	96906	225	4	MS90726-65	96906	242	28
MS90726-5	96906	30	8	MS90726-68	96906	33	3
MS90726-5	96906	32	21	MS90726-7	96906	68	9
MS90726-5	96906	46	14	MS90726-7	96906	83	4
MS90726-5	96906	48	16	MS90726-7	96906	130	7
MS90726-5	96906	67	5	MS90726-7	96906	159	4
MS90726-5	96906	129	4	MS90726-7	96906	161	8
MS90726-5	96906	135	3	MS90726-7	96906	171	24
MS90726-5	96906	170	17	MS90726-7	96907	172	21
MS90726-5	96906	181	2	MS90726-7	96906	184	3
MS90726-5	96906	186	9	MS90726-7	96906	212	1
MS90726-5	96906	198	4	MS90726-71	96906	37	28
MS90726 5	96906	207	2	MS90726-76	96906	168	17
MS90726-5	96906	208	1	MS90726-8	96906	30	15
MS90726 5	96906	210	5	MS90726-8	96906	81	10
MS90726-5	96906	212	25	MS90726-8	96906	139	4
MS90726-5	96906	218	1	MS90726-8	96906	198	5
MS90726-57	96906	66	16	MS90726-8	96906	200	15
MS90726-58	96906	15	12	MS90726-8	96906	211	3
MS90726 58	96906	42	1	MS90726-8	96906	211	26
MS90726 6	96906	34	19	MS90726-8	96906	229	10
MS90726-6	96906	44	5	MS90726-8	96906	241	7
MS90726-6	96906	46	11	MS90726-9	96906	167	18
MS90726-6	96906	71	18	MS90726-91	96906	237	13
MS90726-6	96906	73	6	MS90727-11C	96906	137	29
MS90726-6	96906	74	9	MS90727-111	96906	181	52
MS90726-6	96906	85	12	MS90727-112	96906	165	6
MS90726-6	96906	88	9	MS90727-113	96906	37	16
MS90726-6	96906	134	37	1S90727-113	96906	92	14
MS90726-6	96906	166	14	MS90727-114	96906	109	5
MS90726-6	96906	168	4	MS90727-114	96906	165	3
MS90726-6	96906	171	8	MS90727-115	96906	120	5
MS90726-6	96906	175	14	MS90727-115	96906	124	1
MS90726-6	96906	183	5	MS90727-119	96906	139	5
MS90726-6	96906	185	5	MS90727-119	96906	149	4
MS90726-6	96906	195	1	MS90727-122	96906	124	18
MS90726-6	96906	196	9.	MS90727-126	96906	120	4
MS90726-6	96906	211	11	MS90727-126	96906	124	19
MS90726-6	96906	216	2	MS90727-177	96906	7	1
MS90726-6	96906	224	19	MS90727-188	96906	109	4
MS90726-6	96906	225	12	MS90727-189	96906	124	17
MS90726-6	96906	226	8	MS90727-193	96906	119	1
MS90726-6	96906	228	10	MS90727-198	96906	167	21
MS90726-60	96906	139	14	MS90727-2	96906	160	14
MS90726-60	96906	171	32	MS90727-34	96906	127	3
MS90726 60	96906	209	21	MS90727-35	96906	137	23
MS90726-61	96906	172	10	MS90727-38	96906	105	4
MS90726-61	96906	236	4	MS90727-38	96906	107	9
MS90726-61	96906	240	22	MS90727-38	96906	108	6

Part Number Cross-Reference to Figure and Item Number —Continued

Part Number	Mfr. No.	Fig. No.	Item No.	Part Number	Mfr. No.	Fig. No.	Item No.
MS90727-43	96906	105	8	MS90728-88	96906	102	23
MS90727-61	96906	90	6	MS90728-89	96906	112	25
MS90727-61	96906	91	3	MS90728-89	96906	125	8
MS90727-61	96906	115	6	MS90908-1	96906	33	17
MS90727-61	96906	115	14	MS9319-168	96906	255	1
MS90727-61	96906	126A	6	MS9358-14	96906	125	33
MS90727-61	96906	126A	14	MS9489-12	96906	214	18
MS90727-61	96906	167	3	MS9489-12	96906	216	10
MS90727-63	96906	7	6	MS9489-14	96906	214	15
MS90727-63	96906	103	29	MS9489-14	96906	228	16
MS90727-64	96906	167	1	MS9489-26	96906	228	15
MS90727-65	96906	98	12	MS9518-06	96906	250	9
MS90727-65	96906	103	15	M13486	81348	BULK	
MS90727-65	96906	105	10	M13486-1-10	81348	BULK	
MS90727-65	96906	110	4	M13486-1.12	81348	BULK	
MS90727-65	96906	112	13	M13486-1-14	81348	BULK	
MS90727-65	96906	118	8	M13486-1-5	81348	BULK	
MS90727-67	96906	90	12	M13486-1-7	81348	BULK	
MS90727-67	96906	98	21	M13486-1-9	81348	BULK	
MS90727-7	96906	61	22	M13486/1-4	81349	60	20
MS90727-8	96906	165	15	M24141XOH	60380	92	18
MS90727-86	96906	167	16	NT7771PC3	24617	19	18
MS90727-89	96906	96	13	N24154PC4	24617	17	17
MS90727-89	96906	117	9	QQA250-7	81348	BULK	
MS90727-9	96906	167	9	RRC271	81348	237	5
MS90727-90	96906	117	13	RRC271	81348	237	10
MS90727-91	96906	7	21	RRC271	81348	237	17
MS90727-93	96906	117	3	RRC271	81348	252	8
MS90728-112	96906	123	13	RRC271	81348	BULK	
MS90728-117	96906	243	20	RRC271	81348	BULK	
MS90728-166	96906	162	4	RRW410	81348	BULK	
MS90728-176	96906	7	19	TR571	81348	BULK	
MS90728-31	96906	209	12	WC596STYLEJ1	81348	55	4
MS90728-32	96906	245	14	WWH1053	70510	225	8
MS90728-33	96906	50	24	WWP471	81348	20	6
MS90728-33	96906	51	6	WW P521	81348	32	27
MS90728-33	96906	104	18	WWT775	81349	BULK	
MS90728-33	96906	122	5	WWT775	81349	BULK	
MS90728-34	96906	100	18	YA396	05083	GRP	2604
MS90728-36	96906	8	18	YDG	92372	26-4	5
MS90728-36	96906	42	40	ZZH428	81349	BULK	
MS90728-5	96906	26	2	221-0062	93468	166	5
MS90728-6	96906	37	6	2252-0431	93568	173	5
MS90728-60	96906	100	22	2252-0501	93568	115	7
MS90728-61	96906	10	7	2252-0501	93568	126A	7
MS90728-61	96906	18	9	2252-0502	93568	115	13
MS90728-61	96906	19	25	2252-0502	93568	126A	13
MS90728-61	96906	42	14	02252-1509	93568	129	36
MS90728-61	96906	50	33	1-8	96046	202	10
MS90728-61	96906	101	44	10009605	18876	45	7
MS90728-62	96906	101	1	10106365-1	18876	178	16
MS90728-62	96906	106	10	10106365-1	18876	194	2
MS90728-62	96906	112	2	103241	24617	42	12
MS90728-62	96906	122	47	103321	72582	50	40
MS90728-62	96906	125	26	103341	72582	50	41
MS90728-63	96906	34	35	103342	72582	37	35
MS90728-64	96906	112	32	103647	72582	35	9
MS90728-65	96906	155	30	103709	72582	28	7
MS90728-68	96906	101	5	103875	24617	50	15
MS90728-73	96906	155	32	103877	72582	9	4
MS90728-8	96906	35	8	105502H	31007	112	11
MS90728-8	96906	37	8	105502H	31007	125	16

Part Number Cross-Reference to Figure and Item Number—Continued

Part Number	Mfr No.	FM. No.	Item No.	Part Number	Mfr. No.	Fig. No.	Item No.
105602	24617	98	18	10944437	19207	181	39
107	57163	GRP	2604	10945033	19207	181	10
108029	72582	37	39	10945034	19207	181	9
10863495	19207	202	18	10945035	19207	181	11
10863496	19207	202	5	10945036	19207	181	12
10863498	19207	202	27	10945037	19207	181	13
10865525	19207	202	28	10945038	19207	181	7
10865526	19207	202	30	10945147	19207	45	14
10865529	19207	202	24	10945148	19207	24	3
10865844	19207	202	4	10945149	19207	24	2
10866218	19207	202	38	10945154	19207	105	1
10866219	19207	202	3	10945154	19207	107	11
10866260	19207	178	12	10945154	19207	108	1
10866260-1	19207	194	1	10945158	19207	105	14
10872080-1	19207	44	1	1094516	19207	105	5
10881880	19207	259	1	10945169	19207	160	3
10881882	-19207	260	5	10945170	19207	143	6
10881887	19207	258	4	10945170	19207	146	1
10881891	19207	261	4	10945170	19207	150	6
10881892	19207	258	1	10945171	19207	143	1
10881893	19207	260	1	10945171	19207	150	1
10881896	19297	257	3	10945173	19207	143	3
10881897	19207	259	5	10945173	19207	150	3
10881902	19207	257	2	10945174-1	19207	146	2
10881907	19207	260	2	10945174-1	19207	146	2
10885798	19207	197	7	10945174-2	19207	143	5
10885798	19207	212	22	10945174-2	19207	146	6
10885798	19207	226	11	10945174-2	19207	150	5
10885798	19207	233	11	10945174-2	19207	143	5
10895001	19207	155	17	10945174-2	19207	146	6
10896505	19207	197	16	10945174-2	19207	150	5
10896505	19207	213	22	10945175-1	19207	143	2
10896515	19207	233	12	10945175-1	19207	146	3
10896914	19207	54	13	10945175-1	19207	150	2
10896915	19207	54	10	10945175-1	19207	143	2
10899180	19207	GRP	2604	10945175-1	19207	146	3
10900382	19207	176	18	10945175.1	19207	150	2
10900880	19207	264	6	10945175-2	19207	143	4
10903213	19207	78	3	10945175-2	19207	146	5
10903213	19207	81	3	10945175-2	19207	150	4
10903213	19207	BULK		10945175-2	19207	143	4
10906314	19207	250	1	10945175-2	19207	146	5
10914630	19207	24	12	10945175-2	19207	150	4
10914926	19207	176	12	10946835	19207	213	7
10915181	19207	45	18	10947341	19207	164	3
10917082	19207	168	21	10947439	19207	250	6
10917082	19207	181	42	10947447	19207	123	12
10920506	19207	62	2	10947517	19207	250	12
10920548-1	19207	62	1	10947610	19207	200	6
10921626	19207	256	5	10947618	19207	199	3
10921855	19207	209	27	10948006	19207	122	30
10921857	19207	209	15	10948233	19207	199	15
10924769	19207	164	7	10949094	19207	75	25
10924772	19207	34	6	10949094	19207	79	16
10924775	19207	7	9	10949377	19207	257	4
10924776	19207	7	13	10949378	19207	258	3
10924778	19207	119	2	10949379	19207	261	2
10924780	19207	164	6	10949450	19207	161	3
10929868	19207	52	15	10949551	19207	260	4
10930019	19207	62	7	10949470	19207	259	3
10934456	19207	263	5	1108725	12204	36	38
10936838	19207	185	2	1113188	16764	53	1
10942521	19207	73	11	1115505	16764	53	2
10943194	19207	205	5	111603	72582	42	43

Part Number Cross-Reference to Figure and Item Number—Continued

Part Number	Mfr No.	Fig. No.	Item No.	Part Number	Mfr No.	Fig. No.	Item No.
112726	24617	36	14	11594514	19207	166	12
112726	24617	44	25	11594515	19207	166	13
112726	24617	183	12	11594517	19207	117	2
112726	24617	185	15	11594517-1	19207	117	4
114127	21450	47	20	11594517-2	19207	117	5
114671	21450	42	34	11594519	19207	117	10
11555850	19207	134	36	11594520	19207	117	1
11588683-1	19207	151	6	11594522	19207	65	15
11588688	19207	199	30	11594524	19207	61	21
11588697	19207	103	19	11594525	19207	201	10
11588699	19207	168	22	11594536.1	19207	115	10
11588699	19207	181	14	11594536-1	19207	126A	10
11589341	19207	48	19	11594536-2	19207	115	10
11592313	19207	212	29	11594536-2	19207	126A	10
11592313	19207	225	20	11594551	19207	250	11
11592313	19207	230	26	11594584	19207	160	15
11594375	19207	168	12	11594584-1	19207	160	16
11594375-1	19207	168	13	11594590-1	19207	45	6
11594375-2	19207	168	14	11594590-2	19207	45	15
11549377-1	19207	165	7	11594593-2	19207	164	8
11594377-2	19207	165	8	11594603	19207	181	50
11594386	19207	160	4	11594605	19207	181	55
11594394	19207	103	10	11594607	19207	162	6
11594396	19207	103	11	11594608	19207	162	9
11594398	19207	103	12	11594609-1	19207	115	11
11594399	19207	103	13	11594609-1	19207	126A	11
11594403	19207	127	2	11594609-2	19207	115	11
11594405	19207	181	1	11594609-2	19207	126A	11
11594405	19207	191	10	11594618	19207	45	2
11594407	19207	146	4	11594619	19207	45	3
11594408	19207	154	4	11594620	19207	45	10
11594414	19207	171	2	11594629-1	19207	172	20
11594415	19207	127	1	11594629-2	19207	172	5
11594416	19207	109	12	11594632	19207	172	8
11594418	19207	103	26	11594636-1	19207	33	14
11594419	19207	103	31	11594636-2	19207	33	10
11594422	19207	103	21	11594653	19207	186	1
11594423	19207	52	16	11594657-1	19207	165	1
11594425	19207	106	1	11594657-2	19207	165	2
11594430	19207	103	6	11594663	19207	59	1
11594431	19207	188	1	11594664	19207	114	6
11594434	19207	103	32	11594665	19207	114	5
11594461	19207	165	19	11594669-2	19207	126	7
11594464	19207	181	41	11594671-1	19207	115	9
11594467	19207	103	22	11594671-1	19207	126A	9
11594468	19207	103	18	11594671-2	19207	115	9
11594476	19207	177	6	11594671-2	19207	126A	9
1159477	19207	176	13	11594675	19207	124	20
11594478	19207	204	3	11594677	19207	111	7
11594479	19207	49	15	11594678	19207	99	1
11594481	19207	176	20	11594687	19207	172	18
11594481	19207	177	4	11594690	19207	161	3
11594482	19207	171	23	11594694	19207	171	4
11594487	19207	177	1	11594701	19207	49	16
11594488	19207	176	1	1159470	19207	171	20
11594489	19207	167	15	11594716-1	19207	45	9
11594490	19207	119	5	11594716-2	19207	45	16
11594490	19207	164	1	11594721-1	19207	188	5
11594491	19207	139	10	11594721-2	19207	188	4
11594503	19207	162	8	11594721-3	19207	188	3
11594509	19207	119	6	11594721-3	19207	189	1
11594509	19207	164	2	11594724	19207	189	3
11594513	19207	166	11	11594728	19207	203	1

Part Number Cross-Reference to Figure and Item Number—Continued

Part Number	Mfr No.	Fig No.	Item No.	Part Number	Mfr. No.	Fig. No.	Item No.
11594731	19207	204	6	11594860	19207	126	5
11594732	19207	204	8	11594861	19207	114	8
11594733	19207	204	11	11594864	19207	139	7
11594734	19207	204	9	11594865	19207	160	11
11594735	19207	204	10	11594866	19207	160	10
11594736	19207	175	2	11594867	19207	160	9
11594740	19207	175	11	11594875-2	19207	174	10
11594741	19207	175	5	11594879	19207	115	3
11594742	19207	175	12	11594879	19207	126A	3
11594744	19207	103	2	11594880	19207	114	3
11594747	19207	187	5	11594880	19207	126	3
11594749	19207	187	3	11594881	19207	114	11
11594751	19207	187	1	11594881	19207	126	9
11594752	19207	186	2	11594882-1	19207	114	12
11594753	19207	186	4	11594882-1	19207	126	10
11594754	19207	187	6	11594882-2	19207	114	13
11594755	19207	176	6	11594882-2	19207	126	11
11594757	19207	121	1	11594888	19207	149	3
11594759	19207	186	6	11594890	19207	181	24
11594761	19207	48	11	11594892	19207	183	3
11594762	19207	49	19	11594895	19207	181	37
11594763	19207	49	20	11594895-2	19207	181	36
11594765	19207	170	18	11594917	19207	124	16
11594767	19207	188	2	114594938-1	19207	174	14
11594768	19207	111	1	11594938-2	19207	174	4
11594768	19207	124	10	11594939	19207	97	4
11594771-1	19207	171	37	11594940	19207	97	6
11594771-2	19207	171	36	11594942	19207	97	12
11594774	19207	24	6	11594943	19207	97	10
11594775	19207	114	10	11594944	19207	97	13
11594778	19207	167	2	11594945	19207	98	11
11594779	19207	7	20	11594946	19207	98	20
11594782-1	19207	129	10	11594947	19207	97	3
11594782-1	19207	134	22	11594948	19207	97	8
11594782-2	19207	129	15	11594949	19207	97	9
11594782-2	19207	134	24	11594950	19207	153	1
11594783	19207	72	1	11594951	19207	175	1
11594784	19207	72	2	11594952	19207	73	9
11594789	19207	165	16	11594957	19207	175	13
11594791	19207	162	7	11594958	19207	139	3
11594812	19207	52	1	11594959	19207	139	2
11594815	19207	52	10	11594960	19607	139	13
11594818	19207	130	4	11594963	19207	162	10
11594821	19207	130	13	11594964	19207	73	4
11594822	19207	49	12	11594965	19207	74	6
11594822-1	19207	49	23	11594966	19207	83	3
11594823	19207	130	10	11594968	19207	75	4
11594824	19207	129	35	11594969	19207	76	12
11594825-1	19207	49	6	11594970	19207	77	13
11594825-2	19207	49	9	11594971	19207	82	1
11594828	19207	47	6	11594971-1	19207	82	19
11594829	19207	149	5	11594972	19207	84	1
11594840-1	19207	139	19	11594973	19207	86	1
11594840-2	19207	139	15	11594974	19207	44	26
11594841	19207	166	2	11594980	19207	44	9
11594852	19207	160	7	11594982-1	19207	183	2
11594853	19207	90	4	11594983	19207	7	16
11594854	19207	90	14	11594994	19207	168	6
11594855	19207	90	8	11595005	19207	176	5
11594856	19207	90	15	11595005	19207	177	3
11594857	19207	90	11	11595007	19207	160	12
11594859-1	19207	167	22	11595016	19207	170	2
11594859-2	19207	167	7	11595021	19207	175	16

Part Number Cross-Reference to Figure and Item Number — Continued

Part Number	Mfr No	Fig. No.	Item No.	Part Number	Mfr No.	Fig. No.	Item No.
11595024	19207	176	2	11595171-2	19207	134	13
11595024	19207	177	2	11595172	19207	130	3
11595025	19207	160	5	11595172	19207	135	7
11595027	19207	160	6	11595179	19207	263	2
11595028	19207	183	9	11595186	19207	157	8
11595028	19207	185	20	11595187	19207	157	5
11595029	19207	183	16	11595188	19207	157	4
11595029	19207	185	18	11595189	19208	157	3
11595030	19207	183	1	11595190	19207	158	8
11595038	19207	90	1	11595191	19207	158	11
11595039	19207	90	2	11595192	19207	158	2
11595046	19207	151	4	11595193	19207	158	10
11595047	19207	151	12	11595200	19207	158	3
11595048	19207	151	5	11595204-1	19207	169	13
11595049	19207	151	1	11595204-2	19207	169	6
11595053	19207	149	8	11595204-3	19207	169	12
11595063	19207	45	17	11595204-4	19207	169	5
11595064	19207	30	14	11595204-5	19207	169	4
11595064	19207	124	12	11595205-1	19207	169	7
11595064	/19207	129	22	11595205-3	19207	169	9
11595064	19207	130	5	11595206	19207	169	8
11595064	19207	135	5	11595206-1	19207	169	16
11595070	19207	56	5	11595206-2	19207	169	15
11595072	19207	33	15	11595207	19207	169	10
11595072	19207	211	23	11595214-1	19207	168	20
11595073	19207	66	14	11595214-2	19207	168	2
11595076	19207	24	10	11595215	19207	168	1
11595079	19207	25	21	11505217	19207	123	15
11595083	19207	49	5	11595220	19207	129	30
11595085	19207	165	14	11595221	19207	129	17
11595086	19207	168	10	11595222	19207	129	29
11595087	19207	7	4	11595223	19207	129	27
11595090	19207	96	3	11595224	19207	129	28
11595091	19207	96	2	11595225	19207	129	7
11595092	19207	182	4	11595229	19207	32	29
11595105	93568	182	5	11595230	19207	32	34
11595106-1	19207	181	28	11595231	19207	32	35
11595106-7	19207	181	22	11595232	19207	32	33
11595107	93568	182	6	11595235	19207	30	12
11595113	19207	182	14	11595236	19207	30	16
11595114	19207	90	7	11595237	19207	30	17
11595117	19207	176	23	11595238	19207	111	5
11595117	19207	177	16	11595241	19207	266	7
11595118	19207	182	8	11595242	19207	6	13
11595126	19207	47	5	11595244	19207	18	16
11595143	19207	25	14	11595245.1	19207	18	18
11595147-1	19207	170	20	11595245-2	19207	47	17
11595147-2	19207	170	19	11595246	19207	79	1
11595151-1	19207	169	3	11595248	19207	242	
11505152-1	19207	169	19	11595254	19207	121	5
11595152-3	19207	169	17	11595255	19207	124	6
11595152-3	19207	169	18	11595259	19207	7	11
11595159-1	19207	169	14	11595260	19207	85	1
11595160	19207	193	3	11595261	19207	54	6
11595162	19207	79	21	11595265	19207	78	1
11595164	19207	32	23	11595267	19207	N/A	
11595166-1	19207	32	37	11595270	19207	21	2
11595166-2	19207	32	6	11595271	19207	80	1
11595168-2	19207	32	38	11595273	19207		
11595169	19207	30	18	11595273	19207	205	1
11595171	19207	130	1	11595276	19207	72	7
11595171	19207	135	1	11595277	19207	263	3

Part Number Cross-Reference to Figure and Item Number—Continued

Part Number	Mfr No	Fig. No	hem No.	Pail Number	Mfr. No.	Fig. No	Item No
11595284	19207	181	20	11595579	19207	237	18
11595287	19207	49	4	11595580	19207	237	8
11595288	19207	204	1	11595590	19207	236	8
11595296	19207	183	8	11595591	19207	235	11
11595296	19207	185	19	11595601	19207	235	7
11595297	19207	48	17	11595602	19207	236	3
11595298	19207	73	7	11595605	19207	238	4
11595300	19207	58	4	11595606	19207	238	
11595301	19207	58	2	11595607-1	19207	239	11
11595303	19207	242	9	11595607-2	19207	239	14
11595377	19207	206	3	11595608	19207	237	23
11595383	19207	205	12	11595608	19207	240	20
11595405	19207	206	4	11595610	19207	240	6
11595406	19207	206	11	11595611	19207	240	7
11595413	19207	206	8	11595612	19207	240	5
11595422	19207	205	6	11595613	19207	239	5
11595423	19207	205	2	11595614-1	19207	237	4
11595437	19207	205	10	11595614-2	19207	236	11
11595439	19207	235	12	11595614-2	19207	239	4
11595440	19207	178	4	11595614-2	19207	240	1
11595441	19207	89	1	11595614-2	19207	252	4
11595443	19207	55	19	11595614-3	19207	252	24
11595444	19207	55	15	11595614.3	19207	253	5
11595448	19207	195	2	11595614-3	19207	179	2
11595448	19207	212	2	11595615-1	19207	237	22
11595449	19207	105	9	11595615-1	19207	239	10
11595449	19207	110	3	11595615-1	19207	252	6
11595449	19207	118	9	11595615-2	19207	239	1
11595450	19207	105	3	11595615-2	19207	240	2
11595450	19207	107	10	11595615-2	19207	252	22
11595450	19207	108	7	11595615-2	19207	179	3
11595470	19207	237	11	11595615-3	19207	253	1
11595483	19207	252	23	11595616	19207	242	5
11595483-1	19207	253	9	11595616-1	19207	248	1
11595484	19207	171	14	11595617	19207	246	20
11595485	19207	171	30	11595618	19207	242	4
11595490	19207	34	2	11595619	19207	243	10
11595492	19207	35	12	11595620-1	19207	243	16
11595493	19207	154	3	11595620-2	19207	243	18
11595494	19207	172	14	11595621	19207	243	21
11595498	19207	172	17	11595622	19207	243	1
11595501	19207	189	2	11595623	19207	242	14
11595505	19207	47	12	11595624	19207	242	22
11595506-1	19207	47	11	11595625	19207	242	23
11595506-4	19207	47	1	11595628	19207	238	5
11595512	19207	6	15	11595628	19207	240	13
11595513	19207	47	15	11595633	19207	240	23
11595514	19207	49	22	11595633-1	19207	240	24
1595514-1	19207	49	13	11595633-2	19207	240	14
11595515	19207	81	1	11595633-3	19207	240	17
11595516	19207	81	13	11595633-4	19207	240	12
11595523	19207	263	1	11595634	19207	243	9
11595525	19207	241		11595635	19207	242	12
11595526-1	19207	243	11	11595636	19207	242	24
11595526-2	19207	243	19	11595644	19207	252	
11595527	19207	242	9	11595649	19207	179	6
11595557	19207	235	4	11595654	19207	191	9
11595557	19207	238	7	11595662	19207	55	1
11595560	19207	252	14	11595663	19207	191	1
11595563	19207	252	13	11595664	19207	179	14
11595576	19207	252	10	11595665-1	19207	190	26
11595577	19207	237	15	11595665-2	19207	190	25
11595578	19207			11595670	19207	184	4

Part Number Cross-Reference to Figure and Item Number — Continued

Part Number	Mfr. No.	Fig. No.	Hem. No.	Part Number	Mfr. No.	Fig. No.	Item No.
11595670	19207	220	5	11595752	19207	244	2
11595671	19207	184	10	11595753	19207	249	12
11595672	19207	184	9	11595754	19207	245	6
11595672	19297	220	10	11595755	19207	169	2
11595673	19207	184	7	11595756	19207	30	5
11595673	19207	220	8	11595757	19207	30	10
11595674	19207	184	8	11595760	19207	32	31
11595674	19207	220	9	11595761	19207	32	32
11595676	19207	178	2	11595784	19207	134	14
11595677	19207	178	3	11595785	19207	134	26
11595678	19207	55	17	11595786	19207	134	16
11595683	19207	178	5	11595787	19207	134	10
11595684	19207	178	9	11595788	19207	134	1
11595686	19207	191	6	11595789	19207	134	6
11595688-1	19207	185	1	11595790	19207	134	31
11595688-2	19207	185	1	11595791	19207	135	14
11595689	19207	46	17	11595792	19207	135	6
11595691	19207	197	3	11595793	19207	135	8
11595692	19207	46	3	11595794	19207	135	12
11595692	19207	214	1	11595795	19207	134	20
11595693	19207	46	2	11595797	19207	129	2
11595696	19207	198	6	11595798	19207	129	16
11595698	19207	195	6	11595800.1	19207	126	14
11595699	19207	195	10	11595800-2	19207	126	14
11595700	19207	46	12	11595805	19207	163	4
11595705	19207	46	8	11595807-1	19207	119	9
11595706	19297	87	1	11595807-2	19207	119	10
11595708	19207	195	3	11595817-1	19907	172	16
11595709	19207	34	15	11595817-2	19207	172	12
11595711	19207	34	13	11595826	19207	134	28
11595712	19207	190	15	11595832	19207	106	3
11595715	19207	190	16	11595833	19207	106	6
11595716-1	19207	190	3	11595834	19207	106	4
11595716-2	19207	190	19	11595835	19207	106	2
11595716.3	19207	190	6	11595836	19207	108	3
11595716-4	19207	190	8	11595837	19207	125	10
11595717	19207	46	5	11595844	19207	129	8
11595719-1	19207	190	10	11595844	19207	134	19
11595719-1	19207	217	2	11595845	19207	129	13
11595719-2	19207	190	11	11595845	19207	134	30
11595719-2	19207	217	2	11595846	19207	45	12
11595720	19207	190	9	11595850	19207	215	6
11595720	19207	217	1	11595856	19207	190	5
11595721	19207	190	12	11595856	19207	217	9
11595723	19207	46	6	11595858	19207	264	7
11595723	19207	214	16	11595861	19207	134	11
11595726	19207	50	30	11595862	19207	116	7
11595729	19207	68	11	11595866	19207	45	19
11595729	19207	218	5	11595867	19207	45	22
11595730	19207	68	6	11595872	19207	172	6
11595731	19207	68	10	11595874	19207	192	2
11595731	19207	218	2	11601200	19207	112	8
11595738	19207	7	18	11601200	19207	122	18
11595739.1	19207	172	22	11601200	19207	125	21
11595739-2	19207	172	25	11601201	19207	112	42
11595740	19207	162	3	11601202	19207	102	22
11595742	19207	22	16	11601203	19207	122	13
11595743	19207	32	13	11601204	19207	122	24
11595743	19207	189	4	11601205	19207	125	6
11595744	19207	32	22	11601206	19207	122	50
11595747	19207	32	28	11601208	19207	112	31
11595750	19207	175	3	11601208	19207	125	5
11595751	19207	171	34	11601209	19207	100	7

Part Number Cross-Reference to Figure and Item Number—Continued

Part Number	Mfr. No.	Fig. No	Item No.	Part Number	Mfr. No.	Fig No.	Item No
11601210	19207	113	15	11601275	19207	156	1
11601211	19207	112	3	11601276	19207	156	26
11601211	19207	122	22	11601276-1	19207	156	27
11601211	19207	125	27	11601277	19207	156	9
11601212	19207	113	11	11601278	19207	156	10
11601213	19207	102	8	11601279	19207	156	11
11601214	19207	112	28	11601280	19207	155	34
11601214	19207	122	2	11601280	19207	156	21
11601216	19207	100	12	11601293	19207	112	9
11601217	19207	125	1	11601293	19207	122	17
11601219	19207	102	26	11601293	19207	125	20
11601211	19207	112	16	11601294-1	19207	112	10
11601221	19207	122	40	11601294-2	19207	112	10
11601221	19207	125	31	11601294-3	19207	112	10
11601222	19207	102	16	11601295	19207	101	3
11601226	19207	122	7	11601297	19207	101	40
11601226	19207	123	14	11601298	19207	100	19
11601228	19207	102	17	11601299	19207	101	18
11601229	19207	101	19	11601300	19207	112	38
11601230	19207	99	2	11601301	19207	100	11
11601231	19207	242	7	11601302	19207	100	20
11601244	19207	105	11	11601303	10207	101	41
11601246	19207	155	1	11601304	19207	101	21
11601247	19207	160	8	11601305	19207	100	4
11601248	19207	140	21	11601306	93568	101	4
11601249	19207	154	8	11601307-1	19207	101	31
11601250	19207	165	21	11601307-2	19207	101	31
11601251	19207	155	25	11601307-3	19207	101	31
11601252	19207	165	27	11601308	19207	100	3
11601253	19207	155	22	11601309	19207	101	7
11601254	19207	155	28	11601310	19207	102	6
11601256	19207	155	20	11601312.1	19207	101	17
11601257	19207	155	16	11601312-2	19207	101	17
11601258-1	19207	155	19	11601312-3	19207	101	17
11601258-2	19207	155	19	11601313	19207	113	10
11601258-3	19207	155	19	11601315-1	19207	101	22
11601259	19207	155	10	11601315-2	19207	101	22
11601259	19207	156	12	11601315-3	19207	101	22
11601260	19207	155	12	11601318	19207	101	35
11601260-1	19207	155	13	11601342	1920?	115	2
11601262	19207	155	8	11601342	19207	126A	2
11601262	19207	156	8	11601345	19207	29	1
11601263-1	19207	155	4	11601346	19207	48	4
11601263-1	19207	156	6	11601347	19207	155	36
11601263-2	19207	155	4	11601347	19207	156	19
11601263-2	19207	156	6	11601350	19207	141	4
11601263-3	19207	155	4	11601351	19207	148	3
11601263-3	19207	156	6	11601411	19207	71	6
11601264	19207	156	3	11601417	19207	140	17
11601265	19207	156	2	11601537	19207	138	1
11601266	19207	155	3	11601559	19207	147	4
11601266	19207	156	5	11601560	19207	90	16
11601267	19207	155	2	11601562	19207	107	3
11601267	19207	156	4	11601566	19207	107	2
11601268	19207	155	9	11601568	19207	107	6
11601269	19207	155	7	11601570	19207	107	5
11601269	19207	156	7	11601571	19207	107	4
11601270	19207	155	42	11601572	19207	140	5
11601270	19207	156	22	11601574	19207	140	13
11601271	19207	155	40	11601576	19207	140	15
11601271	19207	156	14	11601577	19207	140	16
11601272	19207	155	33	11601585	19207	140	19
11601272	19207	156	15	11601587-1	19207	25	27

Part Number Cross-Reference to Figure and Item Number—Continued

Part Number	Mfr. No.	Fig. No.	Item No	Part Number	Mfr. No.	Fig. No.	Item No
11601587-2	19207	103	9	11601728	19207	144	8
11601588	19207	141	1	11601728	19207	145	8
11601588	19207	147	1	11601728	19207	148	4
11601588	19207	152	1	11601730-1	19207	174	9
11601588-2	19207	152	3	11601730-2	19207	174	8
11601588-2	19207	141	3	11601733	19207	158	4
11601588-2	19207	147	3	11601750	19207	25	15
11601592-1	19207	127	8	11601750-1	19207	25	19
11601595	19207	127	7	11601752	19207	24	1
11601597	19207	127	9	11601756	19207	24	5
11601600	19207	127	6	11601801	19207	155	29
11601603	19207	144	1	11601810	19207	122	3
11601622	19207	48	13	11601811	19207	123	26
11601622	19207	49	10	11601812	19207	123	4
11601623	19207	48	15	11601814	19207	123	19
11601623	19207	49	21	11601816	19207	190	15
11601638	19207	174	5	11601816	19207	122	34
11601645	19207	5	1	11601817	19207	122	31
11601646-1	19207	250	10	11601818	19207	123	10
11601649	19207	112	29	11601819	19207	122	9
11601649	19207	125	2	11601820	19207	122	25
11601651	19207	112	26	11601821	19207	122	33
11601651	19207	122	44	11601822	19207	122	26
11601651	19207	125	9	11601825	19207	122	49
11601652	19207	11-3	5	11601826	19207	123	17
11601653-1	19207	113	6	11601827	19207	122	8
11601653-2	19207	113	6	11601828	19207	122	11
11601653-3	19207	113	6	11601829	19207	122	12
11601654	19207	113	16	11601830	19207	122	4
11601655	19207	113	8	11601833	19207	122	48
11601656	19207	113	9	11601834	19207	123	7
11601657	19207	113	14	11601835	19207	123	5
11601658	19207	113	4	11601836	19207	123	2
11601659	19207	113	17	11601837	19207	123	25
11601669	19207	112	43	11601838	19207	123	11
11601660	19207	122	41	11601839	19207	122	15
11601660	19207	125	34	11601840	19207	125	13
11601661	19207	113	18	11601841	19207	125	2
11601662	19207	113	7	11601848	19207	125	18
11601663	19207	113	1	11601850	19207	102	18
11601664	19207	113	2	11601851	19207	101	13
11601664	19207	112	34	11601852	19207	101	12
11601665	19207	112	15	11601854	19207	101	20
11601666	19207	112	23	11601855	19207	101	34
11601668	19207	112	30	11601856	19207	101	39
11601669	19207	112	22	11601857	19207	101	14
11601670	19207	112	6	11601858	19207	102	3
11601670	19207	122	20	11601859	19207	101	29
11601670	19207	125	23	11601860	19207	101	10
11601672	19207	112	35	11601861	19207	102	9
11601676	19207	112	1	11601862	19207	102	27
11601676	19207	125	28	11601863	19207	101	28
11601677	19207	112	5	11601864	19207	101	26
11601677	19207	122	21	11601865	19207	101	9
11601677	19207	125	24	11601942	19207	110	1
11601678	19207	112	14	11602009	19207	22	4
11601679	19207	112	33	11602010	19207	29	2
11601679	19207	125	4	11602020	19207	SULK	
11601698	19207	230	33	11602020-13	19207	168	19
1601703	19207	140	18	11602020-5	19207	186	7
11601725	19207	25	16	11602043	19207	140	7
11601728	19207	140	12	11602043	19207	141	5
11601728	19207	141	10	11602043	19207	144	4

Part Number Cross-Reference to Figure and Item Number — Continued

Part Number	Mfr. No	Fig. No.	Item No.	Part Number	Mfr. No.	Fig. No.	Item No.
11602043	19207	145	3	11602271	19207	127	11
11601043	19207	148	5	11602272	19207	102	13
11602045	19207	140	8	11602273	19207	113	3
11602045	19207	141	6	11602274	19207	104	11
11602045	19207	144	6	11602275	19207	100	16
11602045	19207	145	4	11602279	19207	127	12
11602045	19207	148	6	11602280	19207	101	24
11602045	19207	152	6	11602282	19207	101	30
11602046	19207	140	9	11602291	19207	265	6
11602046	19207	141	7	11603226	19207	263	4
11602046	19207	144	5	11602374-2	19297	137	10
11602046	19207	145	5	11602374-4	19207	102	15
11602046	19207	148	7	11602374-5	19207	102	25
11602046	19207	152	7	11602374-6	19207	102	10
11602047	19207	140	11	11602374-7	19207	123	28
11602047	19207	141	9	11602374-7	19207	125	12
11602047	19207	144	3	11602374-8	19207	123	22
11602047	19207	145	7	11602374-9	19207	125	7
11602047	19207	148	9	11602377	19207	123	1
11602048	19207	140	6	11602713	19207	43	3
11602049	19207	140	14	11602835	19207	104	1
11602050	19207	71	21	11605388	19207	54	18
11602055	19207	145	1	11613407-2	19207	52	12
11602056	19207	145	2	11613631	19207	60	6
11602067	19207	148	13	11613632.1	19207	60	5
11602068	19207	148	11	11614156	19207	64	4
11602069	19207	148	14	11620928	19207	247	21
11602070	19207	148	10	11620929	19207	246	18
11602071	19207	152	4	11620930	19207	246	15
11602072	19207	152	14	11620931	19207	246	13
11602100	19207	104	7	11620932	19207	246	11
11602102	19207	101	32	11620933	19207	246	12
11602103	19207	102	14	11620934	19207	246	10
11602104	19207	102	19	11620935	19207	246	9
11602106	19207	125	11	11620936	19207	244	12
11602107	19207	122	35	11629937	19207	244	5
11602108	19207	102	1	11620939	19207	244	8
11602111	19207	100	14	11620940	19207	244	25
11602112	19207	101	37	11620942	19207	245	18
11602113	19207	100	5	11620943	19207	245	12
11602114	19207	99	4	11620944	19207	249	22
11602115	19207	99	3	11620945	19207	242	27
11602116	19207	104	14	11620946	19207	249	23
11602117	19207	104	13	11620947	19207	249	19
11602119	19207	102	28	11620948	19207	249	14
11602121	19207	101	15	11620949	19207	249	17
11602122	19207	100	2	11620950	19207	249	16
11602123	19207	101	27	11620951	19207	249	5
11602126.1	19207	102	11	11620952	19207	242	17
11602126.2	19207	102	11	11620953	19207	249	8
11602126-3	19207	102	11	11620954	19207	249	3
11602126-4	19207	102	11	11629955	19207	249	7
11602126-5	19207	102	11	11620957	19207	246	8
11602126-6	19207	102	11	11620958	19207	244	13
11602126-7	19207	102	11	11620959	19207	246	2
11602127	19207	104	9	11620960	19207	244	15
11602128	19207	102	12	11620961	19207	246	1
11602142	19207	137	15	11620962	19207	244	23
11602173	19207	102	4	11620963	19207	244	17
11602255	19207	137	1	11620964	19207	246	17
11602255	19207	137	36	11620965	19207	244	10
11602269	19207	100	13	11620966	19207	244	20

Part Number Cross-Reference to Figure and Item Number—Continued

Part Number	Mfr. No.	Fig No.	Item No.	Part Number	Mfr. No.	Fig No.	Item N.
11620967	19207	245	11	11644711	19207	254	11
11620968	19207	245	16	11653475	19207	231	8
11621035	19207	196	7	11653476	19207	231	6
11621129	19207	242	3	11653477	19207	231	3
11621130	19207	242	16	11653479-1	19207	232	14
11621301	19207	240	15	11653479-2	19207	232	7
11621302	19207	237	26	11653479-3	19207	232	6
11621302	19207	240	8	11653479-4	19207	230	19
11621327	19207	247	2	11653479-5	19207	230	4
11621328	19207	247	12	11653480	19207	230	24
11621329	19207	247	5	11653483	19207	230	21
11621330	19207	247	6	11653485	19207	232	4
11621332	19207	247	4	11653486	19207	232	19
11621378	19207	245	2	11653488	19297	232	5
11621412	19207	206	7	11653492	19207	232	1
11621413	19207	247	11	11653500-1	19207	232	18
11621509	19207	247	8	11653500-2	19207	232	18
11621510	19207	247	1	11653542	19207	232	21
11621511	19207	247	10	11653543	19207	211	4
11621512	19207	247	9	11653543	19207	224	10
11621850	19207	249	11	11653545	19207	224	22
11630528	19207	60	10	11653546	19207	230	15
11639519-1	19207	64	7	11653547	19207	230	18
11639541	19207	64	5	11653593-1	19207	224	14
11639546	19207	64	8	11653594	19207	224	16
11640178	19207	54	9	11653596	19207	230	29
11640191	19207	199	31	11653597	19207	223	14
11640192	19207	199	8	11653598	19207	254	5
11640193	19207	199	17	11653599-1	19207	232	8
11640259	19207	118	4	11653699-2	19207	232	8
11640261	19207	118	10	11653602	19207	211	22
11640262	19207	118	1	11653602	19207	223	13
11640263	19207	116	8	11653603	19207	211	20
11640265	19207	118	5	11653603	19207	212	18
11640283	19207	106	5	11653603	19207	223	9
11640285	19207	118	12	11653622	19207	233	15
11640297	19207	122	23	11653623	19207	226	12
11640306	19207	109	1	11653623	19207	233	14
11640306	19207	116	1	11653624	19207	226	9
11640306	19207	120	1	11653624	19207	233	7
11640413	19207	110	7	11653625	19207	226	7
11640414	19207	110	9	11653625	19207	233	10
11640415	19207	110	8	11653626	19207	233	12
11640417	19207	110	6	11653632	19207	221	11
11640418	19207	109	17	11653637	19207	221	16
11640418	19207	120	9	11653643	19207	221	1
11640420	19207	110	10	11653644	19207	225	5
11640930	19207	137	14	11653645	19207	221	8
11640831	19207	137	13	11653653	19207	221	14
11641161	19207	233	6	11653663	19207	225	11
11644651	19207	254	1	11653666-1	19207	225	6
11644652	19207	254	2	11653666-2	19207	181	31
11644653	19207	255	10	11653666-3	19207	225	18
11644654	19207	255	2	11653667	19207	GRP	3303
11644655	19207	255	8	11653668	19207	228	
11644656	19207	255	7	11653669	19207	230	
11644657	19207	255	12	11656175	19207	171	1
11644659	19207	255	6	11656176	19207	171	9
11644660	19207	254		11656177	19207	171	1
11644661-1	19207	254	10	11656178	19207	171	27
11644661-2	19207	254	4	11656180	19207	171	3
11644662	19207	254	3	11656191	19207	48	22
11644664	19207	254		11656192	19207	48	6

Part Number Cross-Reference to Figure and Item Number—Continued

Part Number	Mfr. No.	Fig. No.	Item No.	Part Number	Mfr. No.	Fig. No.	Item No.
11656196	19207	48	5	11659924	19207	25	23
11656204	19207	223	11	11659926	19207	137	33
11656205	19207	219	7	11659927	19207	133	13
11656207	19207	219	6	11659928	19207	133	1
11656209	19207	219	1	11659929	19207	43	4
11656210	19207	219	4	11659933	19207	230	20
11656211-1	19207	219	3	11659935	19207	128	10
11656211-2	19207	219	3	11659936	19207	128	3
11656212-1	19207	219	2	11659938	19207	128	8
11656212-2	19207	219	2	11659939	19207	128	12
11656214	19207	220	11	11659940	19207	128	13
11656215	19207	219	5	11659941	19207	128	7
11656216	19207	212	3	11659942	19207	128	2
11656218	19207	215	2	11659944	19207	128	11
11656233-1	19207	171	16	11658845	19207	128	6
11656233-2	19207	171	15	11659946	19207	128	9
11656242	19207	67	4	11659950	19207	134	9
11656262	19207	44	18	11659950	19207	135	11
11656263	19207	44	23	11659951	19207	129	1
11656264	19207	37	32	11659951	19207	130	12
11656266	19207	44	13	11659954	19207	138	2
11656267	19207	44	14	11659955	19207	138	3
11656268	19207	159	7	11659956	18207	132	6
11656310	19207	221	3	11659961	19207	128	5
11658687	19207	64	3	11659962	19207	181	26
11659876	19207	137	27	11659968	19207	128	4
11659878	19207	137	5	11659981	19207	131	1
11659879	19207	137	30	11660005	19207	25	31
11659880	19207	137	28	11660005	19207	133	12
11659883	19207	129	25	11660007	19207	129	31
11659883	19207	130	14	11660008	19207	129	32
11659884	19207	137	19	11660017	19207	171	2
11659885	19207	137	34	11660022	19207	185	9
11659888	19207	137	35	11660023	19207	185	10
11659889	19207	109	3	11660025	19207	191	3
11659889	19207	120	3	11660033	19207	179	4
11659890	19207	116	3	11660038	19207	190	24
11659891	19207	109	2	11660044	19207	161	5
11659891	19207	116	2	11660050	19207	34	4
11659891	19207	120	2	11660051-1	19207	35	10
11659893	19207	128	1	11660052	19207	35	4
11659894	19207	128	14	11660058	19207	196	4
11659895	19207	137	4	11660059	19207	198	7
11659896	19207	137	8	11660060	19207	196	1
11659897	19207	137	2	11660061	19207	195	5
11659900	19207	137	18	11660062	19207	88	1
11659901	19207	137	12	11660063	19207	68	3
11658902	19207	137	9	11660064	19207	35	1
1165990	19207	43	4	11660067	19207	262	5
11659904	19207	43	4	11660068	19207	262	1
11659905	19207	137	21	11660069	19207	262	3
11659906	19207	137	20	11660070	19207	262	2
11659910	19207	133	14	11660071	19207	47	16
11659911	19207	25	4	11660075	19207	201	7
11659914	19207	133	3	11660091	19207	132	8
11659915	19207	132	2	11660092	19207	132	7
11659916	19207	132	5	11660095	19207	129	33
11659917	19207	133	9	11660096	19207	266	8
11659918	19207	25	29	11660102	19207	137	31
11659919	19207	137	11	11660104	19207	265	3
11659920	19207	137	3	11660105	19207	266	6
11659921	19207	25	9	11660106	19207	266	4

Part Number Cross-Reference to Figure and Item Number—Continued

Part Number	Mfr. No.	Fig. No.	Rem No	Part Number	Mfr. No.	Fig No	nom No
11660107	19207	266	2	11660300	19207	GRP	3303
11660108	19207	265	4	11660308	19207	214	8
11660109	19207	265	5	11660310	19207	214	17
11660111	19207	266	1	11660311	19207	212	27
11660112	19207	266	3	11660312	19207	212	26
11660113	19207	266	5	11660314	19207	212	24
11660114	19207	265	1	11660315	19207	211	14
11660115	19207	265		11660316	19207	29	3
11660122	19207	265	2	11660317	19207	123	21
11660138	19207	163	3	11660330	19207	175	7
11660150	19207	182	10	11660331	19207	175	9
11660158	19207	33	16	11660332	19207	175	8
11660168	19207	250		11660367	19207	171	39
11660170	19207	250	14	11660370	19207	171	6
11660172	19207	71	15	11660371	19207	171	17
11660174	19207	228	24	11660814-2	19207	32	11
11660178	19207	229	15	11661582	19207	228	3
11660179	19207	223	4	11661584-1	19207	229	18
11660180	19207	223	6	11661584-2	19207	229	18
11660181	19207	225	17	1161585-1	19207	229	11
11660185	19207	221	19	11661585-2	19207	229	11
11660198	19207	71	20	11661586-1	19207	228	12
11660202	19207	148	12	11661586-2	19207	228	12
11660204	19207	174	13	11661587	19297	222	3
11660206	19207	174	12	1166158S	19207	222	4
11660208	19207	174	11	11661589	19207	222	1
11660209-1	19207	174	2	11661590	19207	221	9
11660209-2	19207	174	15	11661593-1	19207	229	12
11660210	19207	174	1	11661593-2	19207	229	12
11660217	19207	152	10	11661597-1	19207	229	3
11660218	19207	152	5	11661597-2	19207	229	3
11660222	19207	152	9	11661598-1	19207	228	17
11660224	19207	163	5	11661598-2	19207	228	17
11660225	19207	115	5	11661601-1	19207	229	5
11660225	19207	115	12	11661601-2	19207	229	5
11660225	19207	126A	5	11661605-1	19207	229	21
11660225	19207	126A	12	11661605-2	19207	229	19
11660226	19207	212	30	116601605-3	19207	229	21
11660230	19207	214	3	11660605-4	19207	229	19
11660232	19207	214	2	11660606	19207	228	9
11660235	19207	214	14	11661608	19207	229	6
11660237.1	19207	216	5	11661608	19207	229	17
11660238	19207	217	3	11661610	19207	229	4
11660243	19207	217	4	11661611	19207	228	5
11660244	19207	212	21	11661616	19207	229	9
11660245	19207	216	1	11661631	19207	229	20
11660249	19207	211	24	11661668-1	19207	228	13
11660251	19207	214	9	11661668-2	19207	228	13
11660256	19207	115	4	11661669-1	19207	228	23
11660256	19207	126A	4	11661669.2	19207	228	23
11660257	19207	115	1	11662874-33	19207	155	5
11660257	19207	126A	1	11662918	19207	60	1
11660259	19207	112	18	11662919	19207	60	3
11660260	19207	112	19	11662946	19207	60	4
116E0261	19207	112	17	11663010	19207	129	20
11660262	19207	122	38	11663058	19207	199	20
11660263	19207	122	37	11663061	19207	199	13
11660264	19207	122	36	11663063	19207	199	28
11660272	19207	142	1	11663169	19207	223	7
116E0287	19207	214	13	11663169	19207	BULK	
11660294	19207	214	11	11663169-14	19207	211	13
11660295	19207	214	6	11663169-20	19207	211	6
11660299	19207	215	7	11663218	19207	211	5

Part Number Cross-Reference to Figure and Item Number—Continued

Part Number	Mfr. No.	Fig No.	Item No.	Part Number	Mfr. No.	Fig. No.	Item No.
11663218	19207	212	16	12250171-1	19207	172	
11663218	19207	BULK		12250171-2	19207	172	
11663450-1	19207	193	5	12252-1209	93568	151	9
11668684	19207	193		12255169	19207	140	1
11668685	19207	193		13459	19422	59	7
11668686	19207	193		137404	21450	42	25
11669027	19207	230	31	137405	72582	36	43
11669054	19207	GRP	2604	137420	21450	42	50
11669055	19207	262	4	137421	21450	42	52
11675018	19207	210	14	137421	24617	6	9
11675020	19207	210	15	141539	21450	42	35
11675021	19207	210	1	142583	21450	36	4
11675035	19207	210	7	143337	24617	42	3
1675036	19207	210	10	143521	21450	6	8
11675040	19207	207	7	1503536	72582	40	2
11675049	19207	207	1	170677	78285	199	4
11675060	19207	209	10	170916	78385	200	1
11675061-1	19207	209	9	1711728-651	80244	BULK	
11675061-2	19207	209	9	17316	21387	37	18
11675062	19207	209	11	1755790	80064	34	1
11675084	19207	208	11	1794144	19204	123	3
11675092	19207	208	6	179816	72582	12	6
11675097	19207	208	4	179844	72582	22	10
11677498	19207	67	6	180129	72582	10	6
11686054	19207	209	17	1843765	24617	96	1
11686059	19207	209	1	1843765	24617	103	1
11686061	19207	209	29	187745	19207	197	28
11686062	19207	209	5	187754	19207	213	10
11686091	19207	208	6	189691	72582	50	7
11686094-1	19207	209	30	1904419	16764	53	49
11686094-2	19207	209	30	1906990	16764	53	46
11686095-1	19207	209	2	192280	19207	182	11
11686095-2	19207	209	2	1928021	16764	53	18
11686096-1	19207	209	25	1928022	16764	53	17
11686096-2	19207	209	25	1930694	16764	53	32
11886097-1	19207	209	4	1931783	16764	53	42
11686097-2	19207	209	4	1933999	16764	53	25
11686145-1	19207	208	20	1938058	16764	53	35
11686145-2	19207	208	17	1938376	16764	53	10
11686146	19207	208	8	1940477	16764	53	40
11686148-1	19207	209	3	1942249	16764	53	51
11686148-2	19207	209	3	1942253	16764	53	11
11686164	19207	208	18	1942283	16764	53	27
11686165	19207	207		1943628	16764	53	14
11686172	19207	207	4	1945923	16764	53	
11686173	19207	208	23	1946322	16764	53	48
11686174	19207	208	22	1947350	16764	53	24
11686177-1	19207	208	3	1948520	16764	53	5
11686177-2	19207	208	5	1948526	16764	53	9
11686237	19207	210	11	1948682	16764	53	3
11686241	19207	208	12	1948687	16764	53	6
117297	72582	31	7	1948688	16764	53	13
11801274	19207	155	38	1947590	16764	53	12
11801274	19207	156	17	1950029	16764	53	43
120322	21450	230	12	1950546	16764	53	39
120322	21450	232	11	1951180	16764	53	19
120613	24617	38	9	1959514	16764	53	47
122366	72582	22	13	1962546	16764	53	26
12250082	19207	193		201-1060-000	13499	213	16
12250083	19207	193		20304-1	24617	246	3
12250084	19207	193		206-M	29337	249	15
12250094	19207	193		2124873	24617	101	11
12250170	19207	172		22529-4379	93568	167	19

Part Number Cross-Reference to Figure and Item Number—Continued

Part Number	Mfr. No.	Fig. No.	Item No.	Part Number	Mfr. No.	Fig. No.	Item No.
22529-4851	93568	7	10	432330	21450	232	26
22529-4868	93568	7	10	44T5319-55	80244	BULK	
22529-5209-1	93568	173	8	44T5319-72	80244	BULK	
22529-5209-2	93568	173	4	443340	24617	155	18
240680	76680	155	15	444013	57733	223	16
240680	76680	156	31	444013	57733	224	12
24575	33116	136	4	444013	21450	230	10
2652D5	50513	113	13	444038	21450	30	1
27W918	19207	187	4	444044	21450	33	12
272480	72582	19	14	444120	21450	224	2
273163	72582	31	15				
2830050	11862	92	7	444285	19207	42	26
2830051	11862	92	19	444687	11862	98	15
3-412	95026	181	43	444746	24617	90	3
3L09X1	24617	122	19	44648	12436	197	21
307KD	01425	101	6	450865	21450	22	2
3767216	11862	98	32	453435	16764	53	36
3775726	24617	93	10	453465	16764	53	22
3783A	28265	98	6	453676	21450	37	21
3787249	24617	93	7	454341	19207	197	22
3787253	11862	95	3	454341	21450	213	6
3787258	11862	98	28	454895	77640	71	8
3787259	11862	98	19	456378	72582	10	3
3820928	11862	98	4	456884	72582	36	18
3830560	11862	93	8	457187	72582	36	10
3837332	11862	92	17	47394	13841	53	21
3837336	11862	92	4	475877	78385	199	7
3837338	11862	92	1	476037	78385	200	9
3837340	11862	92	3	487274	78385	199	24
3837342	11862	92	2	487274	78385	200	2
3841522	11862	94	3	488558	78385	199	16
3841523	19207	93	11	488756	78385	199	14
3841524	11862	93	12	488935	78385	200	13
3841525	11862	93	14	489152	78385	199	21
3841526	11862	93	15	5036508	19207	181	21
3845117	24617	98	34	5100061	72582	36	25
3845118	24617	98	35	5100104	72582	14	2
3846488	11862	93	21	5108918	72582	17	14
3846489	11862	93	22	5108919	72582	17	15
3846453	11862	98	37	5109544	72582	36	29
3856454	11862	98	7	5109687	72582	50	21
3875926	11862	93	1	5109925	72582	17	8
3895761	11862	93	20	5111467	72582	17	6
3895764	11862	93	18	5112899	72582	23	3
3905428	11862	93	16	5113657	72582	19	10
3932270	11862	91	9	5115322	72582	26	7
3932271	11862	91	10	5155454	72582	11	4
3932282	11862	98	1	5116072	72582	17	20
3932283	11862	98	8	5116092	72582	50	37
3932284	11862	92	11	5116120	72582	9	3
3932286	11862	92	20	5116120	72582	17	7
3932288	11862	92	10	5116122	72582	8	3
3938914	11862	93	9	5116125	19207	17	10
3941935	11862	91		5116128	72582	17	18
3974423	11862	91	6	5116150	72582	31	6
3974424	11862	98	17	5116 64	72582	31	23
401-09742	26916	13	1	5116165	72582	31	24
413800-58	05869	61	18	5116166	72582	31	25
420460	21450	71	12	5116167	72582	31	26
425568	BCYX6	193		5116168	72582	31	22
426686	21450	190	21	5116170	72582	31	17
426687	21450	190	20	5116173	72582	31	10
427559	11862	91	1	5116181	72582	13	5

Part Number Cross-Reference to Figure and Item Number – Continued

Part Number	Mfr No.	Fig. No.	Item No.	Part Number	Mfr. No.	Fig No	Item No
5116184	72582	13	7	5121259	72582	27	3
5116187	72582	13	3	5121262	72582	13	2
5116189	72582	13	10	5121334	72582	12	1
5116195	72582	16	7	5121398	72582	28	10
5116197	72582	11	8	5121403	72582	31	30
5116204	72582	27	30	5121464	72582	31	3
5116205	72582	23	2	5122732	72582	37	12
5116229	72582	11	9	5122741	72582	36	31
5116242	72582	9	7	5122742	72582	37	22
5116242	72582	9	8	5122750	72582	36	7
5116242	72582	50	39	5122751	72582	36	48
5116259	72582	11	6	5122753	72582	36	46
116260	72582	11	6	5122754	72582	36	47
5116264	72582	26	3	5122776	72582	36	28
5116265	72582	26	4	5122783	72582	36	24
5116290	72582	8	7	5122785	72582	36	27
5116292	72582	8	8	5122798	72582	36	16
5116295	72582	31	19	5123168	72582	9	7
5116301	72582	12	8	5123174	72582	32	12
5116336	72582	36	17	5123250	72582	17	13
5116341	72582	17	3	5123329	72582	17	5
5116354	72582	8	2	5123330	72582	17	4
5116357	72582	8	15	5123711	72582	17	1
5116357	72582	50	32	5123802	72582	12	7
5116361	72582	9	11	5124458	72582	16	5
5116373	72582	8	21	5124877	72582	50	4
5116380	72582	8	20	5125945	72582	8	11
5116380	72582	42	56	5125960	72582	12	9
5116386	72582	19	10	5126135	72582	38	4
5116386	72582	19	24	5126272	72582	38	7
5116427	72582	22	21	5126308	72582	37	26
5116440	72582	42	19	5126311	72582	36	6
5116447	72582	11	7	5126312	72582	37	38
5116474	72582	6	6	5126398	72582	37	19
5116476	72582	15	20	5126402	72582	37	24
5119194	72582	31	28	5126404	72582	37	20
5119195	72582	31	27	5126429	72582	37	17
5119198	72582	17	19	5126436	72582	19	12
5119282	72582	50	9	5126558	72582	37	1
5119283	72582	50	8	5126671	72582	12	10
5119286	72582	18	5	5126929	72582	15	19
5119293	72582	9	10	5127077	72582	31	8
5119391	72582	31	31	5127610	72582	42	20
5119394	72582	31	14	5127629	72582	15	4
5119395	72582	31	16	5127861	72582	42	37
5119429	72582	31	13	5129705	72582	36	13
5119433	72582	31	12	5129721	72582	36	28
5119457	72582	14	4	5129726	62582	36	44
511960PC6	10001	143	7	5129631	72582	36	32
511960PC6	10001	150	7	5130034	72482	38	8
5120005	72582	51	5	5130956	72582	50	11
5120970	72582	42	41	5131132	72582	38	13
5121062	72582	20	7	5131740	72582	19	8
5121071	72582	15	3	5131913	72582	31	5
5121073	72582	15	17	5132286	72582	6	11
5121077	72582	15	14	5132504	72582	16	2
5121082	72582	10	2	5132695	72582	8	12
5121108	72582	15	2	5132701	72582	50	10
5121182	72582	9	12	5132803	72582	8	4
5121205	72582	22	1	5133107	72582	50	25
5121247	72582	13	3	5133387	72582	15	13
5121254	72582	8	6	5133388	72582	15	8
5121256	72582	8	5	5133431	72582	22	5

Part Number Cross-Reference to Figure and Item Number—Continued

Part Number	Mfr. No	Fig. No.	Item No	Part Number	Mfr. No.	Fig. No.	Item No
5133552	72582	50	1	5142730	72582	19	2
5133554	72582	50	5	5142731	72582	19	1
5133672	72582	50	29	5142748	72582	42	34
5133674	72582	10	1	5142768	72582	20	4
5133675	72582	8	13	5142772	72582	42	16
5133678	72582	18	12	5142776	72582	42	28
5133850	72582	23	1	5142917	72582	19	3
5134056	72582	37	36	5142919	72582	19	9
5134103	72582	50	17	5143271	72582	20	3
5134106	72582	14	3	5143452	72582	20	2
5134176	72582	42	15	5143806	72582	50	16
5134206	72582	19	13	5143880	72582	50	19
5134223	72582	11	3	5144394	72582	18	4
5134350	72582	36	19	5144512	72582	50	14
5134365	72582	23	4	5144717	72582	50	6
5134382	72582	20	1				
5134456	72582	22	3	5145222	72582	42	47
5134477	72582	22	4	5145223	72582	42	46
5134481	72582	51	12	5145461	72582	42	42
5134503	72582	51	11	5145666	72582	42	44
5134520	72582	23	6	5145768	72582	42	18
5134558	72582	51	4	5145872	72582	42	54
5134908	72582	22	6	5150023	72582	8	16
5134914	72582	31	18	5150087	72582	15	1
5134924	72582	31	4	5150087	72582	15	10
5135227	72582	16	3	5150140	72582	13	6
5135262	72582	17	2	5150193	24617	28	2
5135267	72582	17	23	5150193	24617	36	39
5135268	72582	17	21	5150250	72582	27	2
5135547	72582	8	27	5150303	72582	17	16
5135625	72582	8	9	5150892	72582	38	3
5135812	72582	15	6	5150999	72582	38	1
5135954	72582	9	14	5150941	72582	36	5
5135962	72582	51	9	5150947	72582	38	5
5136176	72582	6	4	5151249	72582	38	6
5136177	72582	37	15	5151277	72582	15	16
5136238	72582	37	37	5151999	72582	9	9
5136642	72582	32	10	5152138	72582	27	29
5136710	72582	50	22	5152148	72582	27	28
5137469	72582	8	1	5152148	72582	36	41
5138991	72582	19	4	5152716	72582	36	40
5139297	72582	31	20	5152944	72582	38	12
5139299	72582	31	21	5153060	72582	37	14
5139305	72582	31	1	5154538	72582	22	15
5139563	72582	42	5	5155815	72582	12	4
5139676	72582	36	1	5155816	72582	12	3
5139678	72582	36	50	5157244	72582	16	6
5139846	72582	42	2	5157244	72582	18	2
5139867	72582	42	21	5157244	72482	51	2
5139868	72582	50	36	5160037	72582	9	15
5139965	72582	42	36	5161003	72582	29	5
5140259	72582	14	1	5161003	72582	28	5
5140340	72582	13	7	5162737	72582	16	9
5140407	72582	37	27	5165289	72582	36	36
5140409	72582	42	24	5166265	72582	36	45
5140410	72582	42	22	5167785	19207	140	2
5141914	72582	42	7	5170492	72582	6	7
5141916	72582	42	8	5171125	72582	37	9
5142609	72582	19	5	5172734	72582	15	9
5142711	72582	19	7	5174428	72582	37	25
5142712	72582	19	6	5174436	72582	38	11
5142713	72582	11	5	5174971	72582	28	4
5142713	72582	19	19				

Part Number *Cross-Reference* to Figure and Item Number —Continued

Part Number	Mfr. No.	Fig. No.	Item No.	Part Number	Mfr. No.	Fig. No.	Item No.
5174973	72582	28	8	5226217	19207	56	4
5176228	72582	26	6	5226414	72582	27	7
5176668	72582	6	12	5226416	72582	27	12
5176680	72582	19	26	5226564	72582	27	17
5177623	72582	42	53	5228190	72582	27	16
5178581	72582	37	10	5228583	72582	27	11
5179232	72582	37	13	5228586	72582	27	15
5179954	72582	17	22	5228588	72582	27	8
5180250	72582	13	8	5228594	72582	27	20
5180291	72582	11	2	5228596	72582	27	22
51815-3	96906	34	5	5228601	72582	27	18
51815-6	96906	104	16	5228608	72582	27	26
5183042	72582	37	4	5228694	72582	27	24
5183704	72582	38	2	5228696	72582	27	23
5184530	72582	28	6	5228701	72582	27	
5184913	-11862	101	33	5228739	72582	27	6
5186115	72582	38	10	5228749	72582	27	5
5186840	72582	50	3	5228766	72582	27	21
5187308	72582	22	17	5228769	72582	27	
5187309	72582	22	14	5228783	72582	27	27
5187310	72582	22	16	5228794	72582	27	19
5187841	19207	176	19	5228811	72582	27	25
5191564	19207	110	5	5232519	72582	42	6
5195928	72582	11		5247675	19207	9	16
5195929	72582	13		5247786	19207	18	6
5195971	72582	26	5	5247879	19207	27	14
5196053	72582	31	2	5247880	19207	27	10
5196158	72582	42	23	5261758	19207	105	6
5196646	72582	11	6	5261758	19207	107	8
5196647	72582	11	6	5261758	19207	108	4
5196654	72582	13	3	5263926	19207	101	43
5196655	72582	13	3	5282879	19207	130	15
5196661	72582	11		5282897	19207	19	14
5196665	72582	13		5282897	19207	19	11
5196793	72582	16	4	5291108	19207	56	2
5196855	72582	36	26	5291553	19207	118	3
5197176	72582	17		5291564	19207	118	7
5197281	72582	42	9	5291576	19207	118	2
5197282	72582	42	10	5291603	24617	BULK	
5197283	72582	42	11	5291607	24617		22
5197340	72582	GRP	0100	5291607	24617	84	15
5197344	72582	8	10	5291732	19207	105	13
5197345	72582	8	14	5291733	19207	105	12
5197852	72582	13	4	5294507	19207	66	11
5197921	72582	15	18	5297055	24617	77	3
5197922	72582	15	5	5310615	19207	61	10
5198038	72582	31		5323359	19207	140	20
5198041	72582	31		5328016	21450	36	2
5198092	72582	13	7	5328016	21450	36	9
5198203	72582	9	1	5328070	19207	17	12
5198209	72582	15		5344995	19207	264	8
5198692	72582	8	9	534685	28839	36	22
5198822	72582	13		5381087	19207	54	11
5198877	72582	13	9	541403	19207	156	29
5199116	72582	8		542667	21450	244	11
5199269	72582	50		549221	19204	174	7
5199569	72582	28	1	549221	21560	186	3
5199702	72582	GRP	0100	549222	21450	190	23
5214325	19207	71	5	551946	11862	98	22
5214326	81240	71	4	5570480	72582	22	19
5214327	19207	71	3	5571024	72582	22	11
5225757	72582	36	11	5573234	24617	40	11
5226186	72582	27	9	5574118	72582	40	3

Part Number Cross-Reference to Figure and Item Number—Continued

Part Number	Mfr No.	Fig. No.	Item No.	Part Number	Mfr No.	Fig No.	Item No.
5574120	72582	40	8	5703896	19207	143	
5574123	72582	40	10	5703896	19207	146	
5574124	72582	40	12	5703896	19207	150	
5574126	72582	40	9	5703897	19207	143	
5574161	72582	39	6	5703897	19207	150	
5574161	72582	40	6	5703898	19207	146	
5574508	72582	40	7	5703899	19207	105	
5574533	72582	40	1	5703901	19207	247	
5574906	72582	22	18	5703903	19207	118	
5574978	72582	22	12	5703904	19207	118	
5575032	72582	39	7	5703915	19207	110	
5575056	72582	39	8	5704065	19207	123	27
5575169	72582	40	13	5704444	19207	128	
5575824	72582	39	1	5704445	19207	128	
5611115	72582	42	4	5704446	19207	128	
565698-52	72804	183	13	5704815	19207	181	
565698-52	72804	185	12	5704837	19207	GRP	2604
57A5A1-1	10001	170	10	573172	21450	88	8
5702506	19207	71		5762861	19207	202	
5702521	19207	53	38	5787250	11862	93	6
5703408	19207	202		590506	11862	94	2
5703722	19207	113		590832	11862	92	5
5703723	19207	113		591394	11862	94	7
5703724	19207	107		591395	11862	94	5
5703725	19207	112	10	59139 6	11862	94	4
5703725	19207	122	16	591399	24617	94	1
5703725	19207	125	19	591401	11862	94	8
5703726	19207	105		591402	11862	94	8
5703726	19207	107		591403	11862	94	8
5703726	19207	108		591405	11862	95	1
5703727	19207	112	40	591431	11862	93	5
5703728	19207	112	40	591432	11862	93	5
5703729	19207	112	40	591433	11862	93	5
5703730	19207	155		591434	11862	93	5
5703731	19207	155		591436	11862	93	4
5703731	19207	156		591443	24617	92	25
5703733	19207	93	5	591451	11862	91	4
5703734	19207	94	8	591472	11862	92	12
5703736	19207	5		591485	11862	93	13
5703870	19207	112	40	591581	11862	98	5
5703871	19207	112	39	591583	24617	98	29
5703872	19207	53		591584	11862	98	16
5703874	19207	102	11	591652	-11862	92	16
5703877	19207	101	17	591672	11862	91	5
5703878	19207	101	22	591905	11862	98	2
5703879	19207	101	31	591914	24617	93	3
5703880	19207	102	29	591950	11862	98	27
5703881	19207	102	29	591951	11862	98	24
5703882	19207	102	29	591952	11862	98	25
5703883	19207	102	29	591955	24617	93	19
5703884	19207	110		591959	11862	92	8
5703887	19207	123	24	591960	11862	92	9
5703888	19207	123	23	593550	73030	21]	9
5703889	19207	123	23	596800	82577	232	10
5703892	19207	125	17	605836	24617	249	18
5703893	19207	148		6087	19315	53	44
5703894	19207	140		6184126	19207	71	2
5703894	19207	141		6207436	19207	27	13
5703894	19207	144		7207440	19207	27	4
5703894	19207	145		6246296	19207	18	11
5703894	19207	148		6246296	19207	18	11
5703894	19207	152		6397	78640	75	21
5703895	19207	151		6435793	72582	39	3

Part Number Cross-Reference to Figure and Item Number—Continued

Part Number	Mfr No	Fig. No.	Item No.	Part Number	Mfr. No.	Fig. No.	Item No.
6435794	72582	39	2	7346707	19207	18	1
6436253	70040	39	5	7346774	19207	100	1
6436254	72582	40	5	7346774	19207	122	29
6437298	72582	22	20	7348958	19907	53	28
7-15-1	96046	202	36	7351271	19207	71	1
700038	21450	202	21	7351272	19207	7J	11
7000730	19207	122	28	7351549	19207	68	14
7001021	19207	181	17	7353816	19207	69	2
7001021	19207	181	30	7355392	19207	159	3
700157	19207	202	35	7355393	19207	159	12
700336	19207	123	6	7355396	19207	159	1
7006237	19207	62	13	7358500	19207	87	4
7006237	19207	63	10	7358501	19207	202	11
700779	19207	122	10	7358622	19207	54	31
701024	19207	112	7	7358623	19207	54	17
7013588	19207	246	22	7358624	19207	54	15
702129	79118	200	8	7358625	19207	54	16
7027863	19207	236	9	7358626	19207	54	19
7027863	19207	237	3	7368812	19207	101	16
702706\$	19207	239	2	7371193	19207	44	10
7027863	19207	240	3	7371301	19207	155	11
7027863	19207	252	1	7371301	19207	156	13
7027863	19207	253	3	7372703	19207	192	7
7027863	19207	BULK		7372705	19207	192	4
702903	78385	199	29	7372838	19207	129	26
703229	19207	122	39	7373343	19207	155	14
793546	78385	199	33	7373343	19207	156	28
703547	78385	199	32	7373735	19207	159	14
7040885	19207	166	4	7375694	19207	62	12
704179	78385	199	34	7377028	19207	25	18
704408	78385	200	17	7388352	19207	75	2
7056633	19207	227	5	7388352	19207	7\$	12
7056633	19207	234	2	7388352	19207	86	10
7056634	19207	60	21	7388355	19207	75	27
7056701	19207	69	3	7388355	19207	79	17
7056709	19207	60	22	7389128	19207	69	4
7056728	19207	BULK		7392454	19207	54	12
7057832	19207	79	3	7397758	19207	64	12
7056732	19207	BULK		7411802	19207	244	7
7062194	19207	42	27	7411802	19207	245	13
7064507	19207	236	12	7411927	19207	245	17
7064507	19207	237	1	7411930	19207	245	1
7064507	19207	180	1	7412202	19207	104	15
7064509	19207	180	2	7413266	19207	104	2
7064586	19207	75	17	7413283	19207	104	6
7064586	19207	82	8	7413284	19207	104	3
707:880-2	19207	248	3	7413736	19207	41	5
708512	19207	155	35	7414569	19207	137	16
708512	19207	156	20	7416621	19207	41	2
712847	21450	112	37	7416879	19207	69	1
7191359	19207	21	4	7417087	19207	105	7
719675	78385	199	10	7417087	19207	107	7
7261674	19207	55	13	7417087	19207	108	5
7261674	19207	78	15	7420	74545	55	8
7261674	19207	81	12	7450010	11862	92	24
7320642	19207	62	11	7521433	19207	123	16
7320658	19207	62	3	7524043	19207	230	11
7320658	19207	63	3	7525940	19207	66	2
7320658	19207	65	10	7525997	19207	62	9
7320711	19207	66	4	7525997	19207	63	8
7324218	19207	224	7	7525997	19207	65	7
7345304	19207	208	7	7526018	74925	63	2
7245304	19207	210	6	7526030	19207	65	2

Part Number Cross-Reference to Figure and Item Number —Continued

Part Number	Mfr. No.	Fig. No.	Item No.	Part Number	Mfr. No.	Fig. No.	Item No.
7527633	19207	88	4	7765204	19207	14	15
7527633	19207	89	4	7765204	19207	82	16
7527643	19207	75	29	7765204	19207	84	29
7527645	19207	60	17	7767719	19207	102	2
7529296	19207	159	9	7769045	19207	82	11
7529296	19207	181	48	78332	61864	190	22
7535912	19207	209	16	7950163	19207	259	2
7538146	19207	61	4	7950189	19207	264	4
7539201	19207	71	22	7950198	19207	264	3
7539688	19207	256	4	7951221	19207	197	8
7539689	19207	256	3	7951221	19207	199	11
758A876PO1	19207	205	16	7051221	19207	213	25
7697487	19207	171	28	7951725	19207	197	30
7700242	19207	225	16	7951725	19207	213	7
7700353	19207	221	4	7951726	19207	197	15
7706522	19207	17	11	7951726	19207	213	23
7716634	19207	75	20	7951727	19207	197	26
7716634	19207	251	3	7951727	19207	213	5
7717030	19207	248	2	7951730	19207	197	10
7719236	19207	186	10	7951730	19207	213	24
7722322	19207	75	6	7951732	19207	197	25
7722322	19207	76	10	7951732	19207	213	3
7722322	19207	77	5	7951734	19207	213	2
7722322	19207	84	9	7951735	19207	213	12
7722322	19207	85	4	7951737	19207	213	13
7722322	19207	86	7	7951748	19207	213	14
7722333	19207	84	14	7951752	19207	197	24
7722343	19207	75	30	7941752	19207	213	4
7722344	19207	60	16	7951753	19207	197	29
7722352	21440	78	2	7951753	19207	213	27
7722352	19207	81	2	7971699	19207	200	12
7722354	19207	75	5	79 71728	19207	75	24
7722354	19207	86	8	7971733	19207	79	14
7723306	19207	75	31	7971823	19207	199	23
7723307	19207	60	15	7973326	19207	205	15
7723308	19207	75	7	7974395	19207	197	9
7723308	19207	76	11	7974395	19207	213	26
7723308	19207	77	4	7974758	19207	35	7
7723308	19207	78	4	7979453	19207	BULK	
7723308	19207	81	4	7982401	19207	75	16
7723308	19207	84	8	7982907	19207	75	32
7723308	19207	85	5	7986167	19207	197	20
7723308	19207	86	5	7986167	19207	213	11
7723308	19207	87	3	8023749	19207	166	9
7723308	19207	88	6	8030114	18876	167	10
7723308	19207	89	6	809763	16764	53	30
7723308	19207	BULK		7137739	19207	32	25
7723309	19207	251	1	8168515	81348	157	1
7731428	19207	74	10	8168515	19207	158	7
7731428	19207	84	22	8168515	19207	176	15
7741403	19207	192	6	8168515	19207	177	9
7744063	19207	28	11	8327194	19207	22	7
7748637	19207	53	7	8327194	19207	39	4
7748643	19207	53	8	8327194	19207	40	4
7748742	19207	112	20	8327905	19207	53	20
7748742	19207	122	42	8328266	19207	54	2
7748742	19207	125	32	8328647	19207	41	4
7753911	19207	25	8	8329984	19207	229	14
7753911	19207	96	10	8330330	19207	155	31
7753911	19207	187	2	8332876-1	19207	34	7
7760598	19207	68	5	8338561	19207	76	10
7760598	19207	88	7	8338561	19207	76	6
7760599	19207	69	5	8338561	19207	77	9

Part Number Cross-Reference to Figure and Item Number—Continued

Part Number	Mfr. No.	Fig No.	Item No.	Part Number	Mfr. No.	Fig No.	Item No.
8338561	19207	78	7	8338569	19207	75	12
8338561	19207	79	6	8338569	19207	79	9
8338561	19207	80	4	8338569	19207	80	5
8338561	19207	82	7	8338569	19207	82	4
8338561	19207	84	7	8338569	19207	89	7
8338561	19207	85	6	8338570	19207	75	11
8338561	19207	86	2	8338570	19207	79	10
8338561	19207	87	9	8338570	19207	80	6
8338561	19207	227	3	8338570	19207	82	3
8338561	19207	234	8	8338570	19207	89	8
8338561	19207	251	5	8338572	19207	78	8
8338561	19207	BULK		8338572	19207	79	11
8338562	19207	75	9	8338572	19207	84	17
8338562	19207	76	5	8338572	19207	197	19
8338562	19207	77	10	8338573	19207	78	9
8338562	19207	78	6	8338573	19207	79	12
8338562	19207	79	7	8338573	19207	84	18
8338562	19207	80	3	8338573	19207	197	18
8338562	19207	82	6	8350591	19207	31	29
8338562	19207	84	6	8350638	19207	8	24
8338562	19207	85	7	8350641	19207	12	15
8338562	19207	86	3	8351259	19207	155	23
8338562	19207	87	8	8355883	19207	205	18
8338562	19207	227	2	8360070	19207	53	41
8338562	19207	234	7	8376369	19207	65	5
8338562	19207	251	6	8376456	19207	205	17
8338562	19206	BULK	7	8376499	19207	54	30
8338564	19207	75	8	8376500	19207	54	14
8338564	19207	76	4	8378662	19207	63	6
8338564	19207	77	11	8378722	19207	33	8
8338564	19207	78	5	8386442	19207	202	13
8338564	18207	79	8	8389470	19207	56	1
8338564	19207	80	2	8486912	18876	245	5
8338564	19207	82	2	849450	10001	170	1
8338564	19207	84	5	8501328	72582	18	10
8338564	19207	85	8	8515533	19207	236	2
8338564	19207	86	4	852674	24076	125	22
8338564	19207	87	7	8690436	19207	179	1
8338564	19207	89	9	8690463	19207	182	12
8338564	19207	227	1	8609466	19207	182	13
8338564	19207	234	6	8690468	19207	254	7
8338564	19207	251	7	8690482	19207	235	13
8338564	19207	BULK		8690484	19207	235	16
8338566	19207	61	16	8690511	19207	BULK	42
8338566	19207	62	17	8690523	19207	179	8
8338566	19207	63	14	8690529	19207	179	7
8338566	19207	65	11	8690532	19207	179	9
8338566	19207	66	5	8701263	19207	74	11
8338566	19207	71	25	8701263	19207	84	23
8338566	19207	75	15	8701264	19207	74	13
8338566	19207	76	3	8701264	19207	84	27
8338566	19207	77	2	8701265	19207	74	16
8338566	19207	84	4	8701265	19207	84	26
8338566	19207	227	8	8701266	19207	74	14
8338567	19207	61	17	8701266	19207	84	28
8338567	19207	62	16	8701267	19207	74	17
8338567	19207	63	13	8701267	19207	84	25
8338567	19207	65	12	8701269	19207	74	12
8338567	19207	71	24	8701269	19207	82	18
8338567	19207	75	14	8701269	19207	84	24
8338567	19207	76	2	8701270	19207	82	14
8338567	19207	84	3	8701271	19207	82	17
8338567	19207	227	9	8701276	19207	82	15

Part Number Cross-Reference to Figure and Item Number—Continued

Pare Number	Mfr No.	Fig. No.	Item No.	Part Number	Mfr No.	Fig No	Item No
8701277	19207	82	13	8724764	19207	88	5
8701280	19207	82	12	8724764	19207	89	5
8701325	19207	76	8	8725769	19207	72	3
8701325	19207	77	6	8728164	19207	71	10
8701325	19207	84	11	8728232	19207	140	3
8701325	19207	85	3	8728234	19207	71	9
8701325	19207	87	5	8728235	19207	140	4
8701325	19207	88	3	8741247-11	19207	166	15
8701325	19207	89	3	8741247-4	19207	181	35
8707574-3	19207	241	1	8741435	19207	61	5
8708784	19207	251	2	8741436	19207	66	7
8711055	19207	221	6	8741437	19207	61	2
8711055	19207	221	7	8741441	19207	61	9
8711055	19207	221	15	8741442	19207	61	7
8711055	19207	BULK		8731442	19207	66	8
8711056	19207	212	8	8741446	19207	61	3
8711056	19207	221	13	8741447	19207	61	13
8711056	19207	BULK		8741461	19207	61	8
8711325	19207	19	23	8741462	19207	61	1
8712129	19207	134	29	8741491	19207	61	14
8712134	19207	33	7	8741492	19207	61	6
8712160	19207	30	19	8741800-1	19207	25	10
8712437	19207	195	11	8747986	19207	66	9
8712438	19207	230	7	8747987	19207	66	3
8712438	19207	231	11	8754669	19207	54	29
8724199	19207	75	28	8763300	19207	201	13
8724231	19207	60	18	9026920	18876	157	11
8724237	19207	87	6	9026920	18876	158	5
8724237	19207	88	2	904827	72582	50	12
8724237	19207	89	2	905619	72582	51	3
8724243	19207	76	7	807241	24617	92	6
8724243	19207	77	7	907270	11862	92	15
8713133	19207	84	12	907274	11862	95	2
8724243	19207	85	2	9409028	72582	15	7
8724258	19207	75	19	9409042	24617	16	1
8724259	19207	251	11	9409062	72582	31	11
8724260	19207	251	10	9409215	72582	42	49
8724261	19207	251	9	9409914	72582	51	13
8724262	19207	251	4	9411502	72582	36	21
8724264	19207	251	12	9413284	72582	36	37
8724380	19207	181	44	9414215	24617	12	17
8724406	19207	75	23	9414285	72582	36	42
8724495	19207	60	12	9415174	72582	12	11
8724497	19207	60	13	9417272	19207	53	23
8724763	19207	76	9	9418228	24617	53	16
8724763	19207	84	10	9421425	16764	53	50
8724763	19207	86	6	9425382	72582	36	30
8724764	19207	75	26				
8724764	19207	79	15				