

Organizational Maintenance Repair Parts and Special Tool List

FOR

**TRUCK, UTILITY: ¼ TON, 4X4, M151 (2320-542-4783),
M151A1 (2320-763-1092), M151A2 (2320-177-9258)**

**TRUCK, UTILITY: ¼ TON, 4X4, M151A1C (2320-763-1091),
M825 (2320-177-9257), 106MM RECOILLESS RIFLE**

**TRUCK, AMBULANCE, FRONTLINE: ¼ TON, 4X4,
M718 (2310-782-6056), M718A1 (2310-177-9256)**

Current as of 25 September 1974

TM 9-2320-218-20P 12 January 1972, is changed as follows:

Page 5, paragraph 3. Add following note below subparagraph *b*.

NOTE

Federal stock numbers that are missing for items procured and stocked are not currently recorded in the AMDF. When these stock numbers are broadcast in the AMDF, they will be provided by a change to this manual.

Add paragraph 3.1 following paragraph 3.

3.1 Explanation of Columns

The following provides an explanation of Source, maintenance and recoverability codes (SMR) (Column 1) found in the tabular listing of this change.

a. Source Code. Source codes are assigned to support items to indicate the manner of acquiring support items for maintenance, repair, or overhaul of end items. Source codes are entered in the first and second positions of the Uniform SMR Code format as follows:

Code	Definition
PA	Item procured and stocked for anticipated or known usage.
PB	Item procured and stocked for insurance purposes because essentiality dictates that a minimum quantity be available in the supply system.

Code	Definition
PC	Item procured and stocked and which otherwise would be coded PA, except that it is deteriorative in nature.
PD	Support item excluding support equipment procured for initial issue or outfitting and stocked only for subsequent or additional initial issues or outfittings. Not subject to automatic replenishment.
PE	Support equipment procured and stocked for initial issue or outfittings to specified maintenance repair activities.
PF	Support equipment which will not be stocked but which will be centrally procured on demand.
PG	Item procured and stocked to provide for sustained support for the life of the equipment. It is applied to an item peculiar to the equipment which because of probable discontinuance or shutdown of production facilities, would prove uneconomical to reproduce at a later time.
KD	An item of a depot overhaul/repair kit and not purchased separately. Depot kit defined as a kit that provides items required at the time of overhaul or repair.
KF	An item of a maintenance kit and not purchased separately. Maintenance kit is defined as a kit that provides an item that can be replaced at organizational or intermediate levels of maintenance.
KB	Item included in both a depot overhaul/repair kit and a maintenance kit.
MO	Item to be manufactured or fabricated at the organizational level.

* This change supersedes C 1, 30 August 1973

<i>Code</i>	<i>Definition</i>
MF	Item to be manufactured or fabricated at the direct support maintenance level.
MH	Item to be manufactured or fabricated at the general support maintenance level.
MD	Item to be manufactured or fabricated at the depot maintenance level.
AO	Item to be assembled at the organizational level.
AF	Item to be assembled at the direct support maintenance level.
AH	Item to be assembled at the general support maintenance level.
AD	Item to be assembled at the depot maintenance level.
XA	Item is not procured or stocked because the requirements for the item will result in the replacement of the next higher assembly.
XB	Items is not procured or stocked. If it is not available through salvage, requisition.
XC	Installation drawing, diagram, instruction sheet, or field service drawing that is identified by manufacturer's part number.
—	A low-mortality item that is not stocked. When required, requisition the item from the end item manager with exception data, using the manufacturer's code and part number.

NOTE

Cannibalization or salvage may be used as a source of supply for any items coded above, except those coded XA.

b. Maintenance Code. Maintenance codes are assigned to indicate the levels of maintenance authorized to USE and REPAIR support items. The maintenance codes are entered in the third and fourth positions of the Uniform SMR Code format as follows:

USE (THIRD POSITION): The maintenance code entered in the third position will indicate the lowest maintenance level authorized to remove, replace, and use the support item. The maintenance code entered in the third position will indicate one of the following levels of maintenance.

<i>Code</i>	<i>Application/Explanation</i>
C	Crew or operator maintenance performed within organizational maintenance.
O	Support item is removed, replaced, used at the organizational level.
F	Support item is removed, replaced, used at the direct support level.
H	Support item is removed, replaced, used at the general support level.
D	Support items that are removed, replaced, used at Depot, Mobile Depot, Specialized Repair Activity only.

REPAIR (FOURTH POSITION): The maintenance code entered in the fourth position indicates whether the item is to be repaired and identifies the lowest maintenance level with the capability to perform complete repair (i.e., all authorized maintenance functions). This position will contain one of the following maintenance codes as assigned by the service(s) that require the code:

<i>Code</i>	<i>Application/Explanation</i>
O	The lowest maintenance level capable of complete repair of the support item is the organizational level.
F	The lowest maintenance level capable of complete repair of the support items is the direct support level.
H	The lowest maintenance level capable of complete repair of the support item is the general support level.
D	The lowest maintenance level capable of complete repair of support item is the depot level, performed by Depot, Mobile Depot or Specialized Repair Activity.
L	Repair restricted to designated Specialized Repair Activity.
Z	Nonrepairable. No repair is authorized.
B	No repair is authorized. The item may be reconditioned by adjusting, lubrication, etc., at the user level. No parts or special tools are procured for the maintenance of this item.

c. Recoverability Code. Recoverability codes are assigned to support items to indicate the disposition action on unserviceable items. The recoverability code is entered in the fifth position of the Uniform SMR Code format as follows:

<i>Recoverability Code</i>	<i>Definition</i>
Z	Nonrepairable item. When unserviceables, condemn and dispose at the level indicated in position 3.
O	Repairable item. When uneconomically repairable, condemn and dispose at organizational level.
F	Repairable item. When uneconomically repairable, condemn and dispose at the direct support level.
H	Repairable item. When uneconomically repairable, condemn and dispose at the general support level.
D	Repairable item. When beyond lower level repair capability, return to depot. Condemnation and disposal not authorized below depot level.
L	Repairable item. Repair, condemnation and disposal not authorized below depot/Specialized Repair Activity level.
A	Item requires special handling or condemnation procedures because of specific reasons (i.e., precious metal content, high dollar value, critical material or hazardous material). Refer to appropriate manuals/directives for specific instructions.

Page 6, paragraph 4b. Add the following usable on code:

U	M151A2, M718A1, and M825 Emission Control Vehicles
---------	--

Subparagraph c is added as follows:

c. Absence of the usable on code indicates that a part is applicable to all models.

Subparagraph d is added as follows:

d. Special tools sets are stocked for initial issue. Tool-set components are requisitioned as individual items. Stockage of tools that are duplicated in tool set for other vehicles assigned or supported are not required beyond actual need.

Page 7. Paragraph 8 is superseded as follows:

8. Recommendation for Maintenance Publications Improvements

You can improve this manual by recommending improvements using DA Form 2028 (Recommended Changes to Publications and Blank Forms) and mailing the form to Commander, US Army Tank-Automotive Command, ATTN: AMSTA-MTP, Warren, MI 48090. A reply will be furnished direct to you.

Paragraph 9 is added as follows:

9. Action Change Codes

Action change codes listed in the left hand margin of the listing pages denote the following:

N—Indicates an added item not included in previous publications.

C—Indicates a change in data.

R—Indicates a change in FSN only.

Page 8, figure 1. Change caption to read:

Figure 1. Frontline Ambulance, 4x4, ¼ - Ton, right rear view.

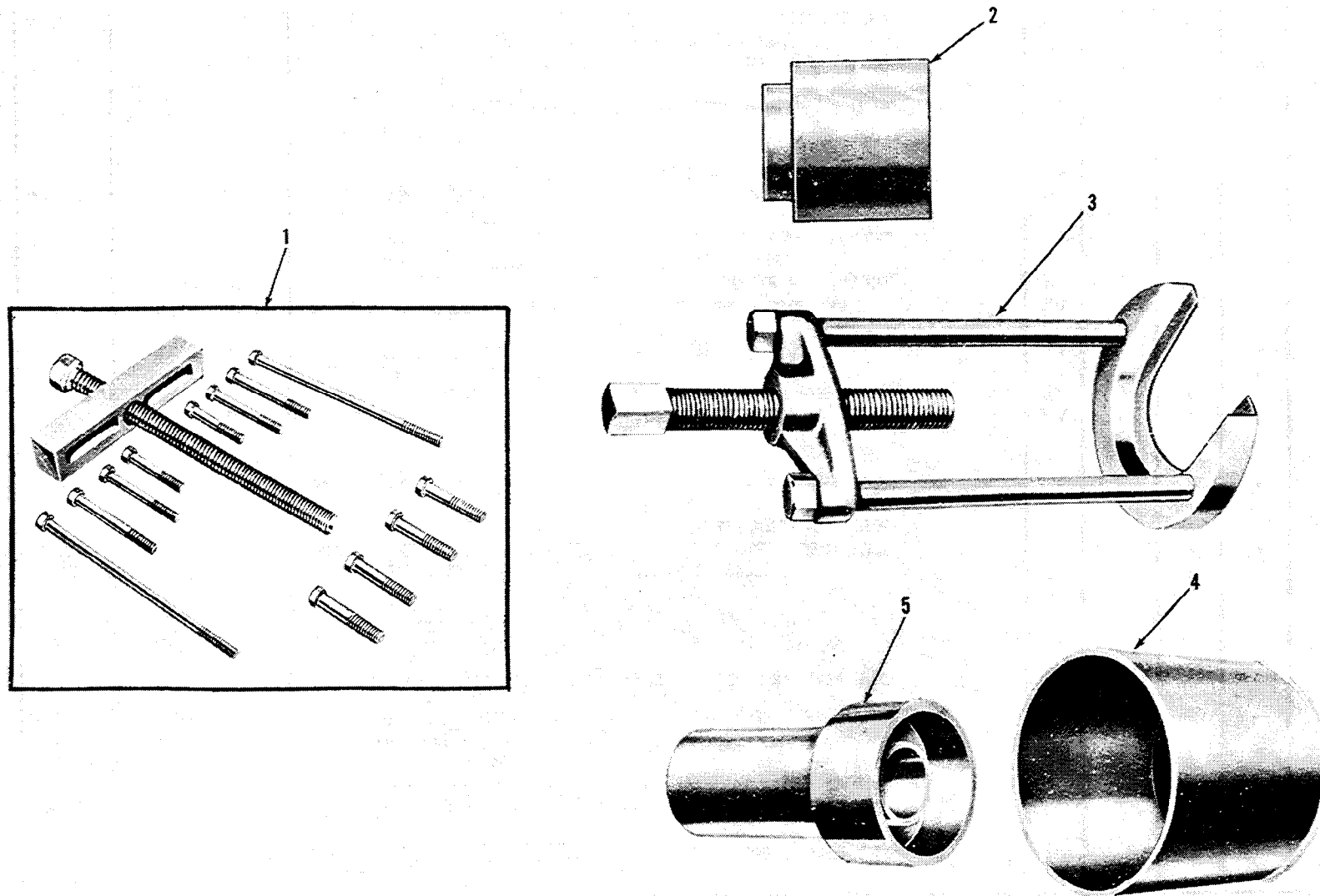
Page 9, figure 3. Change caption to read:

Figure 3. Utility Truck, 4x4, ¼ - Ton, right front view.

SECTION
REPAIR PARTS FOR ORGANIZATIONAL MAINTENANCE

(1) SMR Code	(2) Federal Stock Number	(3) Description Reference number & mfr Code	(4) Unit Of Meas.	(5) Qty Inc In Unit	(6) 15-day organizational Maintenance alw				(7) Illustration	
					(a) 1-5	(b) 6-20	(c) 21-50	(d) 51-100	(a) Figure No.	(b) Item No.
N	PEOHH	Page 10 GROUP 2604 PROTECTOR BLOCK, PULLER: removing inner wheel bearing used with puller (5120-627-7161) and wedge assembly (5120-567- 2492) 11681729 (19207)	EA	1	1	1	1	2	4	2
C	PEOHH	5120-627-7161 DELETE PROTECTOR BLOCK, 7345227, FSN 5120-627-7162 PULLER MECHANICAL: used with wedge assembly (5120-567- 2492) and protector block () to remove inner wheel spindle bearing, 7345234 (19207)	EA	1	1	1	1	2	4	3
R	PEOHH	5210-254-2342 CALIPER, OUTSIDE: lock joint type, type 2, class 4, ball joint socket assembly wear tolerance, GGG-C-95 (81348)	EA	1	1	1	1	2		
C	PAOZZ	2990-234-1259 Page 12 GROUP 0100 BRACKET: engine right support, front 11630498 (19207)	EA	1	*	*	*	*	1-1	3
C	PAOZZ	2990-234 1257 BRACKET: engine left support, front 11630497 (19207)	EA	1	*	*	*	*	1-1	7

Page 11. Figure 4 is superseded as follows:



TA 011116

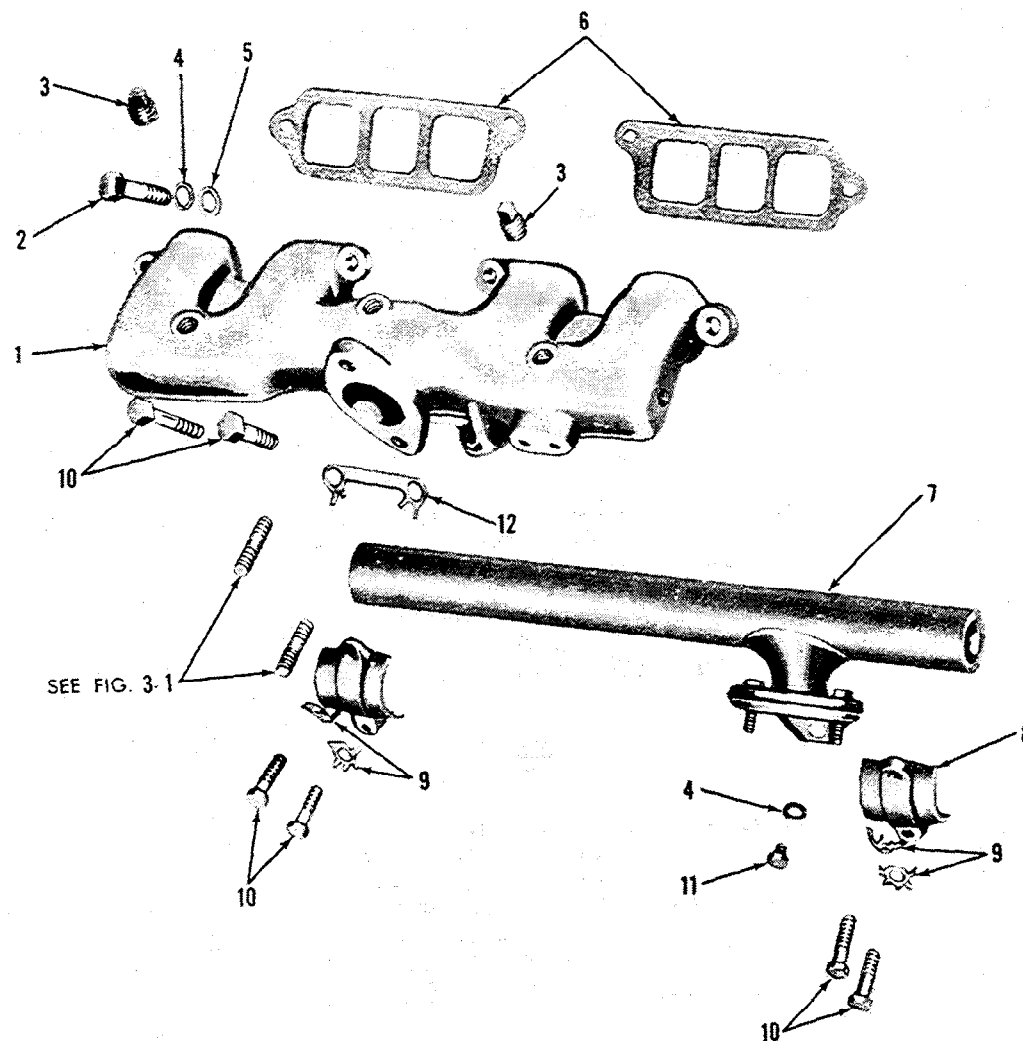
Figure 4. Special tools and equipment.

(1) SMR Code	(2) Federal Stock Number	(3) Description Reference number & mfr Code	(4) Unit Of Meas.	(5) Qty Inc In Unit	(6) 15-day organizational Maintenance alw				(7) Illustration	
					(a) 1-5	(b) 6-20	(c) 21-50	(d) 51-100	(a) Figure No.	(b) Item No.
		Page 14 GROUP 0101								
		DELETE CYLINDER HEAD ASSEMBLY, 10885569, FSN 2805-771-9112, FIG. 1-2, Item 1								
		DELETE BOLT, 11630424, FSN 5306-832-5733, FIG. 1-2, ITEM 2								
		DELETE GASKET, 8754617, FSN 2805-678-1367, FIG. 1-2, ITEM 4								
C	PAOZZ	5306-050-0346	EA	1	*	*	*	*	1-2	5
		BOLT, EYE: engine lifting rear, MS51937-3 (96906)								
		DELETE DOWEL, 8754614, FSN 3120-180-7228, FIG. 1-2, ITEM 11								
		DELETE PLUG EXPANSION, 8754412, FSN 5340-678-1424, FIG. 1-2, ITEM 8								
C	PAOZZ	4820-849-1220							1-2	9
		COCK, DRAIN: MS 35782-5 (96906)								
		DELETE ITEMS 1, 2, 4, and 11, Fig. 1-2, PAGE 15								
		Page 16 GROUP 0102								
C	PAOZZ	5310-410-5754	EA	1	*	*	*	*	1-3	2
R	PAOZZ	5305-724-6768	EA	1	*	*	*	*	1-3	3
		WASHER, FLAT: crankshaft pulley, 8754661 (19207)								
		SCREW, CAP, HEXAGON HEAD: carb-s, cd-pltd, 9/16-18 UNF-2A x 1-1/8 in. lg, drive pulley to crankshaft, MS 90726-135 (96906)								
		Page 18 GROUP 0103								
C	PAOZZ	5305-019-1677	EA	2	*	*	*	*	1-4	5
		SCREW ASSY WASHER: flywheel housing cover to engine, 19167 (24617)								
		Page 24 GROUP 0106								
C	PAOZZ	5315-514-2660	EA	2	*	*	*	*	1-7	3
R	PAOZZ	5365-476-1028	EA	1	*	*	*	*	1-7	4
C	PAOZZ	2940-832-6054	EA	1	1	1	1	1	1-7	6
C	PAOZZ	4730-044-4688	EA	1	*	*	*	*	1-7	8
		FILTER FLUID, OIL: 11630417 (19207)								
		PLUG, PIPE: oil filter adapter, 444688 (24617)	B							
		Page 26 GROUP 0106								
C	PAOZZ	4730-014-3343	EA	1	*	*	*	*	1-8	1
C	PAOZZ	4730-014-2427	EA	2	*	*	*	*		
		ELBOW, PIPE TO TUBE: rocker cover vent tube, 143343 (24617)								
		2—INVERTED NUT, TUBE COUPLING: flared type, 45 deg seat, 1/2-20 UNF-2A, 5/16 od tube, 142427 (24617)								
C	PAOZZ	4730-288-9953	EA	1	*	*	*	*	1-8	3
		ADAPTER, STRAIGHT, PIPE TO TUBE: crankcase vent line and valve 187343 (24617)								
C	PAOZZ	2805-624-5300	EA	1	*	*	*	*	1-8	4
C	MOOOO		EA	1	*	*	*	*	1-8	6
		VALVE ASSEMBLY: crankcase ventilation, 5336402 (19207)								
		TUBE ASSEMBLY, METAL: carburetor to intake manifold, 8754548 (19207)								
		Fabricate from:								
C	PAOZZ	4710-277-5526	FT	V						
		1—TUBE COPPER: seamless 5/16 od, 0.032 wall thk, 6.97 in. lg., 8689207 (19207)								
C	PAOZZ	4730-014-2427	EA	2	*	*	*	*		
		2—INVERTED NUT, TUBE COUPLING: flared type, 45 deg seat, 1/2-20 UNF-2A, 5/16 od tube, 142427 (24617)								
C	MOOOO		EA	1	*	*	*	*	1-8	8
		TUBE ASSEMBLY, METAL: cylinder block vent, 7535983 (19207)								

(1) SMR Code	(2) Federal Stock Number	(3) Description Reference number & mfr Code	(4) Unit Of Meas.	(5) Qty Inc In Unit	(6) 15-day organizational Maintenance alw				(7) Illustration		
					(a) 1-5	(b) 6-20	(c) 21-50	(d) 51-100	(a) Figure No.	(b) Item No.	
GROUP 0106—Continued											
C	PAOZZ	4730-014-2427		EA	2	*	*	*	*		
C	PAOZZ	4710-277-5526		FT	V	*	*	*	*		
Page 28 GROUP 0106											
C	PAOZZ	4710-177-8373		EA	1					1-9	1
C	PAOZZ	5340-177-7803	A	EA	2	*	*	*	*	1-9	4
C	PAOZZ	5340-007-6195	B	EA	1	*	*	*	*	1-9	4
C	MOOOO		A	EA	1					1-9	8
N	PAOZZ	4730-014-2432	A	EA	2	*	*	*	*		
N	PAOZZ	4710-277-5525	A	FT	V	*	*	*	*		
C	PAOZZ	5340-214-8225	B	EA	1	*	*	*	*	1-9	9
C	PAOZZ	4710-168-2076		EA	3	*	*	*	*	1-9	13
C	PAOZZ	4730-277-8269		EA	2					1-9	14
C	MOOOO		A	EA	1					1-9	17
N	PAOZZ	4730-014-2432	A	EA	2	*	*	*	*		
N	PAOZZ	4710-277-5525	A	FT	V	*	*	*	*		
DELETE TUBE, COPPER, 8754591, FSN 2910-866-9400. DELETE INVERTED NUT, 142432, FSN 4730-014-2432. DELETE ELBOW, 125859, FSN 4730-496-7511.											
GROUP 0108											
THE LISTING FOR FIG. 1-10 IS SUPERSEDED AS FOLLOWS: INTAKE MANIFOLD, EXHAUST MANIFOLD AND RELATED PARTS FIG. 1-10											
C	PAOZZ	2805-678-1390		EA	1	*	*	*	*	1-10	1
C	PAOZZ	5305-269-3213		EA	4	*	*	*	*	1-10	2
SCREW CAP, HEXAGON HEAD: carb-s, CD-PLTD, 3/8-16 UNC- 2A x 1 1/4 in. lg. intake manifold to cylinder head, MS90725-62 (96906)											

(1) SMR Code	(2) Federal Stock Number	(3) Description Reference number & mfr Code	(4) Unit Of Meas.	(5) Qty Inc In Unit	(6) 15-day organizational Maintenance alw				(7) Illustration		
					(a) 1-5	(b) 6-20	(c) 21-50	(d) 51-100	(a) Figure No.	(b) Item No.	
GROUP 0108—Continued											
C	PAOZZ	4730-221-2137	PLUG: square head, ¼ NPT,S intake manifold, MS20913-2S (96906)	EA	2	*	*	*	*	1-10	3
C	PAOZZ	5310-637-9541	WASHER, LOCK: split, carb-s, CD-PLTD, for 3/8 screw size intake manifold (4), exhaust manifold (1); MS35338-46 (96906)	EA	5	*	*	*	*	1-10	4
C	PAOZZ	5310-167-0821	WASHER, FLAT: S, CD or ZN-PLTD, 25/64 ID, 5/8 OD, 0.064 thk, (special) intake manifold to cylinder block, 502204 (21450)	EA	4	*	*	*	*	1-10	5
C	PAOZZ	5330-678-1379	GASKET: intake manifold, (**gasket sets 2805-678-3187 and 2805-678-3190) 8754623 (19207)	EA	2	*	*	*	*	1-10	6
C	PAOZZ	2805-678-1391	MANIFOLD ENGINE, EXHAUST: 8754032 (19207)	EA	1	*	*	*	*	1-10	7
C	PAOZZ	5340-121-6183	CLAMP: exhaust manifold, 8754029 (19207)	EA	2	*	*	*	*	1-10	8
C	PAOZZ	5310-655-9532	WASHER, KEY: exhaust manifold, 8754028 (19207)	EA	4	*	*	*	*	1-10	9
C	PAOZZ	5305-021-3740	SCREW, CAP, HEXAGON HEAD: corrosion resisting steel, passivated, 3/8-16 UNC-2A x 1½ in. lg. exhaust manifold (4), intake manifold (2), MS 35307-364 (96906)	EA	6	*	*	*	*	1-10	10
C	PAOZZ	5305-269-3208	SCREW, CAP, HEXAGON HEAD: carb-s, CD-PLTD, 3/8-16 UNC-2A x 5/8 in. lg. exhaust manifold, MS 90725-57 (96906)	EA	1	*	*	*	*	1-10	11
C	PAOZZ	2805-832-6055	LOCKING, PLATE, NUT: intake manifold 8754624 (19207)	EA	1	*	*	*	*	1-10	12

Page 31. Figure 1-10 is added as follows:

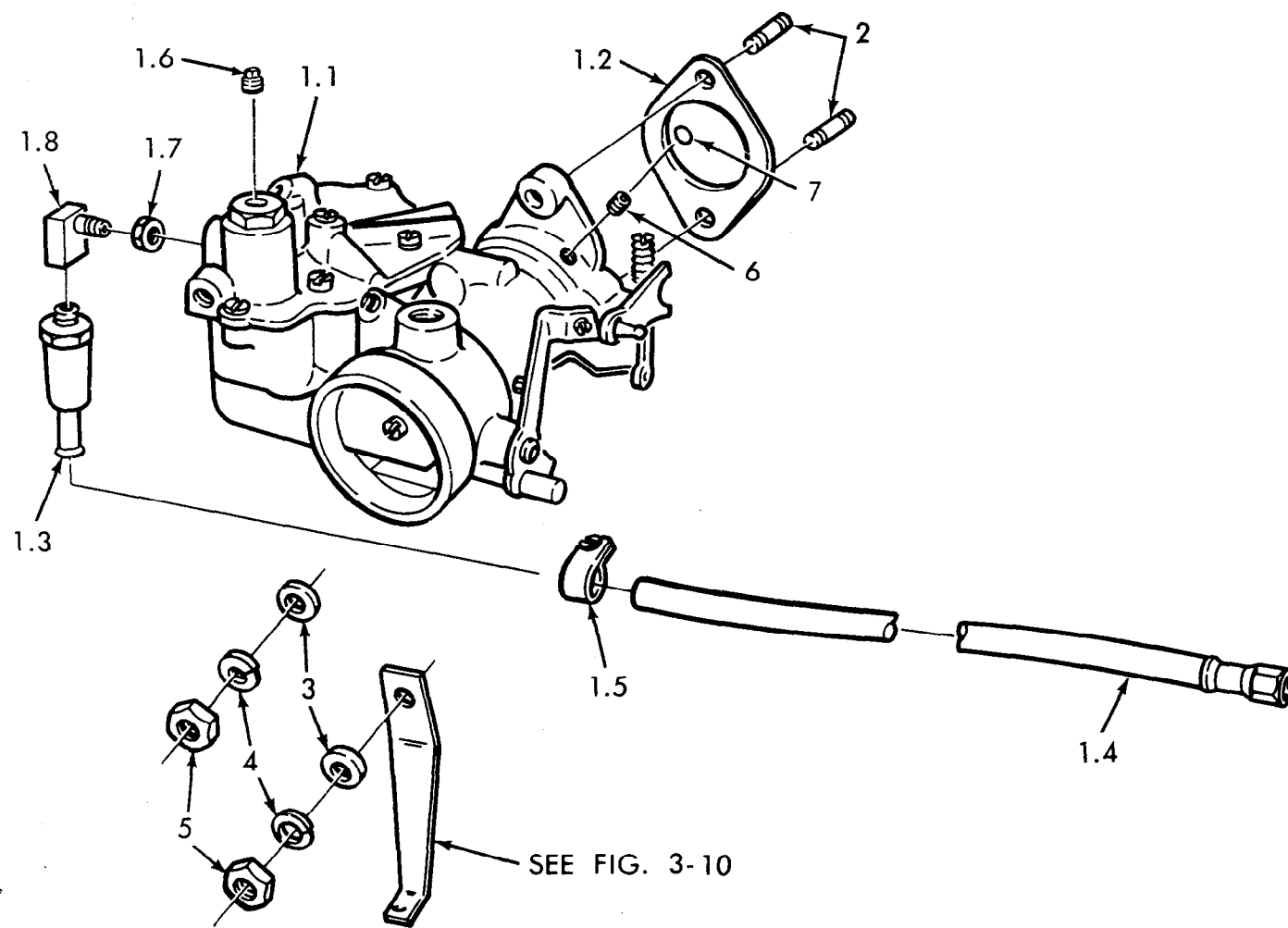


AT 40007

Figure 1-10. Intake manifold, exhaust manifold and related parts.

	(1) SMR Code	(2) Federal Stock Number	(3) Description Reference number & mfr Code	(4) Unit Of Meas.	(5) Qty Inc In Unit	(6) 15-day organizational Maintenance alw				(7) Illustration	
						(a) 1-5	(b) 6-20	(c) 21-50	(d) 51-100	(a) Figure No.	(b) Item No.
			Page 32 GROUP 0202								
R	PAOZZ	5360-678-1360	SPRING, HELICAL, EXTENSION: clutch return, 8754073 (19207)	EA	1	*	*	*	*	2-1	1
N	XDOZZ		SOCKET BALL: clutch shaft 7377468 (19207)	EA	4					2-1	9
R	PAOZZ	5306-225-8497	BOLT, MACHINE: carb-s, cd-pltd, 5/16-18 UNC-2A x 3/4 in. lg., to attach clutch equalizer shaft bracket, MS90725-32 (96906)	EA	2	*	*	*	*	2-1	10
C	PAOZZ	2520-177-8237	SHAFT STRAIGHT: clutch equalizer, 10921908 (19207)	A	1	*	*	*	*	2-1	13
R	PAOZZ	5365-493-8125	RING, RETAINING: clutch equalizer shaft bearing, MS16626-1062 (96906)	B	1	*	*	*	*	2-1	15
			GROUP 0301								
			DELETE ITEMS 1.1 THROUGH 12, FIG. 3-1.								
			DELETE FIG. 3-1, PAGE 35.								
			ADD NEW LISTING FOR FIG. 3-1.1.								
			CARBURETOR ASSEMBLY AND RELATED PARTS (EMISSION CONTROL), FIG. 3-1.1								
N	PAOFF	2910-255-0724	MODIFICATION KIT: carburetor (73/74 emissions) 5704606 (19207)	U	EA	1	*	*	*		
			Composed of:								
N	KFOFF		1—CARBURETOR ASSEMBLY, float, 11681709 (19207)							3-1.1	1.1
N	PAOZZ	5330-678-3236	1—GASKET: carburetor to manifold, 8754663 (19207)	EA	1	*	*	*	*	3-1.1	1.2
N	PAOZZ	2910-176-8928	1—FILTER FLUID: carburetor fuel, (see group 0309). 11640944 (19207)	EA	1	*	*	*	*	3-1.1	1.3
N	KFOZZ		1—INSTRUCTION SHEET: 11639449 (19207)								
N	PAOZZ	4720-244-0895	1—HOSE ASSEMBLY: fuel line, 11668004 (19207)	A	EA	1	*	*	*	3-1.1	1.4
N	KFOZZ		1—CLAMP, HOSE: fuel line, 11662913 (19207)	A						3-1.1	1.5
N	PAOZZ	4730-221-2136	2—PLUG PIPE: carburetor fuel vapor vent and air cleaner, MS20913-1S (96906)	A	EA	1	*	*	*	3-1.1	1.6
N	PAOZZ	4730-832-5670	1—LOCKNUT, PIPE: fuel line inlet elbow, 8764823 (19207)	A	EA	1	*	*	*	3-4	20
N	KFOZZ		1—ELBOW, PIPE: 90 deg. carburetor fuel inlet, 11668003 (19207)	A						3-1.1	1.7
N	PAOZZ	5307-017-8453	STUD, PLAIN: to attach carburetor, 178453 (21450)	EA	2	*	*	*	*	3-1.1	2
N	PAOZZ	5310-080-6004	WASHER, FLAT: for 3/8 screw size, to attach carburetor, MS27183-14 (96906)	EA	2	*	*	*	*	3-1.1	3
N	PAOZZ	5310-637-9541	WASHER, LOCK: for 3/8 screw size, to attach carburetor MS35338- 46 (96906)	EA	2	*	*	*	*	3-1.1	4
N	PAOZZ	5310-975-2075	NUT, PLAIN, HEXAGON: carbs, ed-pltd. 3/8-24 UNF-2B, to attach carburetor, MS35691-21 (96906)	EA	2	*	*	*	*	3-1.1	5
N	XDOZZ		SCREW, ADJUSTING: C46-71 (79960)	U	EA	1				3-1.1	6
N	XDOZZ		PLUG, EXPANSION: carburetor, MS9379-2 (96906)	U	EA	1	*	*	*	3-1.1	7

Figure 3-1.1 is added as follows:



TA 019654

Figure 3-1.1. Carburetor assembly and related parts (emission control).

	(1) SMR Code	(2) Federal Stock Number	(3) Description Reference number & mfr Code	(4) Unit Of Meas.	(5) Qty Inc In Unit	(6) 15-day organizational Maintenance alw				(7) Illustration	
						(a) 1-5	(b) 6-20	(c) 21-50	(d) 51-100	(a) Figure No.	(b) Item No.
			Page 36 GROUP 0302								
R	PACZZ	5330-159-3263	GASKET: fuel level transmitter (see Group 0610), 7375146 (19207)	EA	1	*	*	*	*	3-2	1
C	PAOZZ	5305-042-4505	SCREW ASSEMBLED WASHER: to attach fuel level transmitter (see group 0610), 424505 (21450)	EA	5	*	*	*	*	3-2	3
C	PAOZZ	5306-042-5848	BOLT ASSEMBLED WASHER: to attach fuel pump and filter, 425848 (24617)	A	EA	12	*	*	*	3-2	5
N	PAOZZ	2910-921-5618	REPAIR KIT: electrical fuel pump 5703309 (19207) Composed of:	A	EA	1	*	*	*		
N	PAOZZ	6220-906-0159	1—SHELL: 7982399 (19207)	A	EA	1	*	*	*	3-2	9.1
N	KFOZZ		1—CUP: 11601291 (19207)	A			*	*	*	3-2	9.2
N	KFOZZ		1—NUT: hexagon, 11601150 (19207)	A			*	*	*	3-2	9.3
N	KFOZZ		1—WASHER: 10950782 (19207)	A			*	*	*	3-2	9.4
N	KFOZZ		1—SLEEVE: 11601292 (19207)	A			*	*	*	3-2	9.5
N	KFOZZ		1—GROMMET: 10950783 (19207)	A			*	*	*	3-2	9.6
R	PAOZZ	5330-678-7281	2—GASKET: filter, (see Group 0309), 7045096 (19207)	A	EA	2	*	*	*	3-2	9.7
N	KFOZZ		1—PUMP MOTOR: 10950785 (19207)	A						3-2	9.8
N	KFOZZ		1—WRENCH: (not illustrated) 10950984 (19207)	A							
C	PAOZZ	5305-019-1245	SCREW ASSEMBLED WASHER: fuel filter retaining plate, 191245 (21450)	A	EA	3	*	*	*	3-2	8
R	PAOZZ	5330-700-6868	GASKET: fuel pump mounting, 7006868 (19207)	B	EA	1	*	*	*	3-3	2
N	XBOZZ		AIR CLEANER, CABURETOR 7044861 (19207)	EA	1					3-4	2

13

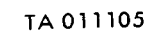


Figure 3-2. Fuel pump (M151, M151A1, M151A1C and M718) and fuel level sending unit (all models).

(1) SMR Code	(2) Federal Stock Number	(3) Description Reference number & mfr Code	Usable on code	(4) Unit Of Meas.	(5) Qty Inc In Unit	(6) 15-day organizational Maintenance alw				(7) Illustration		
						(a) 1-5	(b) 6-20	(c) 21-50	(d) 51-100	(a) Figure No.	(b) Item No.	
		Page 40 GROUP 0304										
C	PAOZZ	4730-263-2752	TEE PIPE: air cleaner to oil pressure switch and fuel tank vent line, 143481 (24617)	A	EA	1	*	*	*	*	3-4	3
C	PAOZZ	4730-014-2431	INVERTED NUT, TUBE COUPLING: 3/16 od tube, air cleaner to oil pressure switch vent line, 142431 (24617)	A	EA	2	*	*	*	*	3-4	4
R	PAOZZ	4710-168-2076	TUBE, COPPER: Oil pressure switch vent line, 1.500 in. lg., 8754589 (19207)	A	EA	2	*	*	*	*	3-4	5
C	MOOZZ		HOSE RUBBER, AIR CLEANER TO OIL PRESSURE SWITCH 8754588 (19207)								3-4	7
C	PAOZZ	9320-782-1643	HOSE RUBBER: 0.156 id, MIL-R-3065 (81349)	A	FT	V	*	*	*	*		
C	PAOZZ	4730-277-8269	ELBOW: oil pressure switch, 137420 (24617)	A	EA	1	*	*	*	*	3-4	10
C	PAOZZ	4730-263-2733	TEE: pipe air cleaner vent line, 444146 (24617)	B	EA	1	*	*	*	*	3-4	11
C	PAOZZ	4730-007-4601	ADAPTER, STRAIGHT: air cleaner to vent hose, 11639769 (19207)	B	EA	1	*	*	*	*	3-4	12
N	MOOOO		HOSE: air cleaner to fuel pump vent tube, 6.50 in. lg., 11660435-5 (19207)	B	EA	1					3-4	16
		DELETE HOSE, 11660435-3.										
C	PAOZZ	5306-042-4208	BOLT ASSEMBLED WASHER: air cleaner mounting, 424208 (21450)		EA	4	*	*	*	*	3-4	19
N	PAOZZ	4730-221-2136	PLUG, SQUARE HEAD: air cleaner, MS20913-1S (96906)		EA	1	*	*	*	*	3-4	20

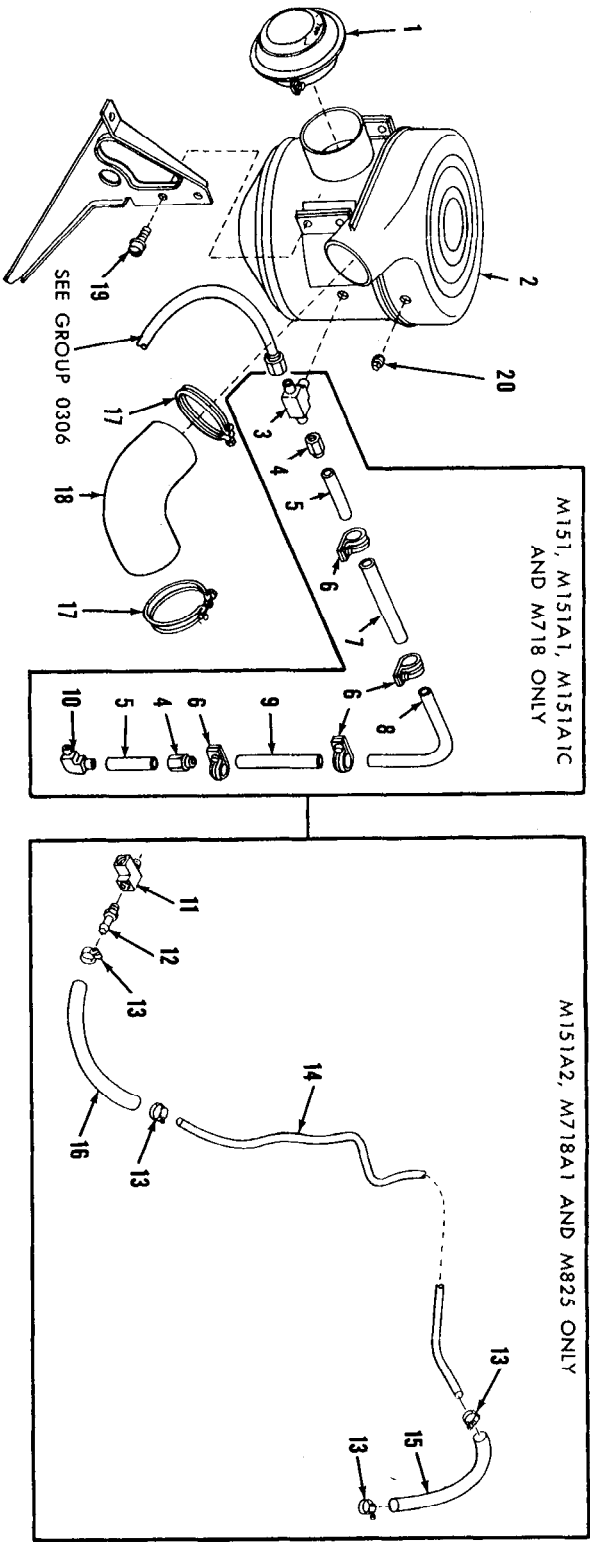
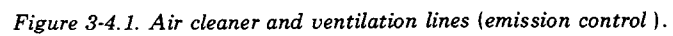


Figure 3-4. Air cleaner and ventilation lines.

TA 019655

	(1) SMR Code	(2) Federal Stock Number	(3) Description Reference number & mfr Code	(4) Unit Of Meas.	(5) Qty Inc In Unit	(6) 15-day organizational Maintenance alw				(7) Illustration	
						(a) 1-5	(b) 6-20	(c) 21-50	(d) 51-100	(a) Figure No.	(b) Item No.
			GROUP 0304—Continued								
			ADD NEW LISTING FOR FIG. 3-4.1 AS FOLLOWS: AIR CLEANER AND VENTILATION LINES (EMISSION CONTROL), FIG. 3-4.1								
C	PAOZZ	2940-150-7518	AIR CLEANER, INTAKE: air cleaner, 11598930 (19207)	EA	1	*	*	*	*	3-4.1	1
C	PAOZZ	2940-187-4686	AIR CLEANER, INTAKE: carburetor, air, 11681675 (19207)	U	EA	1	*	*	*	3-4.1	2
N	PAOZZ	4730-908-3193	CLAMP, HOSE: canister to air cleaner, MS35842-12 (96906)	U	EA	4	*	*	*	3-4.1	3
N	PAOZZ	4720-144-5447	HOSE, PREFORMED: canister to air cleaner, vapor purge, 11681676 (19207)	U	EA	1	*	*	*	3-4.1	4
N	PAOZZ	4720-144-5455	HOSE, PREFORMED: canister to air cleaner, air supply, 11681686 (19207)	U	EA	1	*	*	*	3-4.1	5
N	PAOZZ	4730-909-8627	CLAMP, HOSE: 1-13/16-2-3/4 in. dia., carburetor to air cleaner hose, MS35842-13 (96906)		EA	2	*	*	*	3-4.1	6
R	PAOZZ	4720-678-0772	HOSE, PREFORMED: carburetor to air cleaner, 8754604 (19207)		EA	1	*	*	*	3-4.1	7
C	PAOZZ	4730-263-2733	TEE PIPE: air cleaner vent line, 444146 (24617)	U	EA	1	*	*	*	3-4.1	8
N	PAOZZ	4730-007-4601	ADAPTER, STRAIGHT: air cleaner to vent hose, 11639769 (19207)	U	EA	1	*	*	*	3-4.1	9
N	PAOZZ	4730-908-3195	CLAMP, HOSE: air cleaner vent line, MS35842-10 (96906)	U	EA	4	*	*	*	3-4.1	10
N	MOOOO		TUBE, VENT: fuel pump to air cleaner, 11660436 (19207)	U	EA	1				3-4.1	11
			Fabricate from:								
N	PAOZZ	4710-277-5526	1—TUBING, COPPER: seamless, 5/16 od x 0.032 wall thk, 36 in. lg., 8689207 (19207)	U	FT	V	*	*	*		
N	PAOZZ	4720-080-8586	HOSE, RUBBER: type I, 0.585 od x 0.328 id, MIL-H-13444 (81349)	U	FT	V	*	*	*		
			Used to fabricate:								
N	MOOOO		HOSE: fuel pump to air cleaner, 4.00 in. lg., 11660435-2 (19207)	U	EA	1				3-4.1	12
N	MOOOO		HOSE: air cleaner to fuel pump vent tube, 6.50 in. lg., 11660435-5 (19207)	U	EA	1				3-4.1	13
N	PAOZZ	5306-042-4208	BOLT ASSEMBLED WASHER: air cleaner mounting, 424208 (21450)		EA	4	*	*	*	3-4.1	14

17



TA 011120

	(1) SMR Code	(2) Federal Stock Number	(3) Description Reference number & mfr Code	(4) Unit Of Meas.	(5) Qty Inc In Unit	(6) 15-day organizational Maintenance alw				(7) Illustration	
						(a) 1-5	(b) 6-20	(c) 21-50	(d) 51-100	(a) Figure No.	(b) Item No.
			Page 44 GROUP 0306								
C	MFOZZ		TUBE ASSEMBLY: front fuel tank vent, 7345065 (19207)	EA	1	*	*	*	*	3-6	1
N	PAOZZ	5305-042-4635	SCREW ASSEMBLED WASHER: rear fuel line clip attaching, 424635 (21450)	EA	2	*	*	*	*	3-6	7
			DELETE SCREW ASSEMBLY, 424673 (FSN 4320-775-1478)								
C	PAOZZ	2910-647-0988	TUBE ASSEMBLY: rear fuel supply, 7345116 (19207)	EA	1	*	*	*	*	3-6	8
C	MFOZZ		TUBE ASSEMBLY: rear fuel tank vent, 7345115 (19207)	EA	1	*	*	*	*	3-6	9
R	PAOZZ	5306-225-9088	BOLT, MACHINE: carb-s, cd-pltd, 5/16-24 UNF-2A x 7/8 in. lg, fuel tank mounting, MS90726-33 (96906)	EA	4	*	*	*	*	3-6	12
C	PAOZZ	4730-044-4577	PLUG, PIPE: square head, 1/4 NPTF, fuel tank drain, 444577 (24617)	EA	1	*	*	*	*	3-6	14
			GROUP 0306—ADD THE FOLLOWING LISTING: FUEL TANK, FUEL VAPOR CANISTER, AND VAPOR VENT LINES (EMISSION CONTROL) FIG. 3-6.1								
C	XBOZZ		GROMMET, RUBBER: fuel tank vapor tube, MS35490-10 (96906)	EA	1	*	*	*	*	3-6.1	1
C	MOOZZ		TUBE ASSEMBLY, VAPOR VENT: manifold to canister, 11681690 (19207)	EA	1					3-6.1	2
			Fabricate from:								
N	PAOZZ	4710-277-5526	1—TUBING, COPPER: 5/16 od x 0.032 wall thk, 68 in. lg, 8689207 (19207)	U	FT	V	*	*	*		
N	PAOZZ	5975-177-1930	1—TUBING, FLEXIBLE: non-metallic, 5/16 id, 64.50 in. lg, 17-C-18035-60 (19207)	U	FT	V	*	*	*		
N	PAOZZ	4730-014-2427	1—INVERTED NUT, TUBE COUPLING: 5/16 od tube, 142427 (21450)	U	EA	1	*	*	*		
N	PAOZZ	5306-042-5827	BOLT ASSEMBLED WASHER: fuel tank float valve attaching, 425827 (24617)	U	EA	18	*	*	*	3-6.1	3
C	PAOZZ	4820-155-8276	VALVE FLOAT: fuel tank float, 11681698 (19207)	U	EA	3	*	*	*	3-6.1	4
N	PAOZZ	5330-185-9927	GASKET: fuel tank float valve, 11681705 (19207)	U	EA	3	*	*	*	3-6.1	5
N	PAOZZ	4730-221-2136	PLUG, PIPE: square head, 1/8 NPT, fuel tank, MS20913-1S (96906)	EA	1	*	*	*	*	3-6.1	6
C	MOOZZ		TUBE ASSEMBLY, VAPOR VENT: left forward, 11681694 (19207)	U	EA	1				3-6.1	7
			Fabricate from:								
N	PAOZZ	4710-277-5524	1—TUBING, COPPER: 3/16 od x 0.030 wall thk, 13 in. lg, 8689205 (19207)	FT	V	*	*	*	*		
C	XBOZZ		1—TUBING, FLEXIBLE: non-metallic, 3/16 id, 9.50 in. lg, 17-C-18035-40 (19207)	U	FT	V	*	*	*		
N	PAOZZ	4730-014-2431	2—INVERTED NUT, TUBE COUPLING: 3/16 od tube, 142431 (24617)	U	EA	2	*	*	*		
N	MOOZZ		TUBE ASSEMBLY, VAPOR VENT: right forward, 11681695 (19207)	U	EA	1				3-6.1	8
			Fabricate from:								
N	PAOZZ	4710-277-5524	1—TUBING, COPPER: 3/16 od x 0.030 wall thk, 10 in. lg, 8689205 (19207)	U	FT	V	*	*	*		

(1) SMR Code	(2) Federal Stock Number	(3) Description Reference number & mfr Code	(4) Unit Of Meas.	(5) Qty Inc In Unit	(6) 15-day organizational Maintenance alw				(7) Illustration		
					(a) 1-5	(b) 6-20	(c) 21-50	(d) 51-100	(a) Figure No.	(b) Item No.	
GROUP 0306, FIG. 3-6.1--Continued											
C	XBOZZ	1--TUBING, FLEXIBLE: non-metallic, 3/16 id, 6.50 inl lg, 17-C-18035-40 (19207)	U	FT	V	*	*	*	*		
N	PAOZZ	4730-014-2431 2--INVERTED NUT, TUBE COUPLING: 3/16 od tube, 142431 (24617)	U	EA	2	*	*	*	*		
R	PAOZZ	5305-202-0772 SCREW ASSEMBLED WASHER: manifold to bracket, 420484 (21450)	U	EA	1	*	*	*	*	3-6.1	9
R	PAOZZ	4730-180-6811 MANIFOLD, FUEL TANK: vapor vent line, 11681691 (19207)	U	EA	1	*	*	*	*	3-6.1	10
N	XBOZZ	GUARD, FLOAT VALVE: fuel tank, 11613719 (19207)	U	EA	1	*	*	*	*	3-6.1	11
N	MOOOO	TUBE ASSEMBLY, VAPOR VENT: rear, 11681696 (19207)	U	EA	1					3-6.1	12
Fabricate from:											
N	PAOZZ	4710-277-5524 1--TUBING, COPPER: 3/16 od x 0.030 wall thk, 30 in. lg, 8689205 (19207)	U	FT	V	*	*	*	*		
C	XBOZZ	1--TUBING, FLEXIBLE: non-metallic, 3/16 id, 26.50 in. lg, 17-C-18035-40 (19207)	U	FT	V	*	*	*	*		
N	PAOZZ	4730-014-2431 2--INVERTED NUT, TUBE COUPLING: 3.16 od tube, 142431 (24617)	U	EA	2	*	*	*	*		
N	PAOZZ	5305-042-0475 SCREW ASSEMBLED WASHER: fuel tank rear vapor vent tube clamp, 420475 (21450)	U	EA	1	*	*	*	*	3-6.1	13
N	PAOZZ	5340-057-2891 CLAMP, LOOP: fuel tank rear vapor vent tube, MS21333-4 (96906)	U	EA	1	*	*	*	*	3-6.1	14
N	PAOZZ	5306-225-9088 BOLT, MACHINE: carb-s, cd-pltd, 5/16-24 UNF-2A x 7/8 in. lg, fuel tank mounting, MS90726-33 (96906)		EA	4	*	*	*	*	3-6.1	15
N	PAOZZ	5310-901-0279 WASHER, LOCK: for 5/16 screw size, fuel tank mounting, MS45904-74 (96906)		EA	4	*	*	*	*	3-6.1	16
N	PAOZZ	5310-934-9758 NUT, PLAIN, HEXAGON: carb-s, cd-pltd, No. 10-24 UNC-2B, fuel tank rear vapor vent tube clamp, MS35649-202 (96906)	U	EA	1	*	*	*	*	3-6.1	17
C	PAOZZ	2910-174-7676 TANK, FUEL: 11681699 (19207)	U	EA	1	*	*	*	*	3-6.1	18
N	PAOZZ	4730-044-4577 PLUG, PIPE: square head, 1/4 NPTF, fuel tank drain, 444577 (24617)		EA	1	*	*	*	*	3-6.1	19
C	PAOZZ	4730-202-6063 STRAINER ELEMENT: fuel tank filler pipe, 8329781 (19207)		EA	1	*	*	*	*	3-6.1	20
N	PAOZZ	2910-162-1985 CAP, FUEL TANK: non-vented, (with gasket), 11681707 (19207)	U	EA	1	*	*	*	*	3-6.1	21
R	PAOZZ	5330-930-2060 GASKET: fuel tank cap, 8712325 (19207)		EA	1	*	*	*	*	3-6.1	22
N	PAOZZ	4730-908-3195 CLAMP, HOSE: canister to fuel tank vapor tube, MS35842-10 (96906)		EA	2	*	*	*	*	3-6.1	23
C	PAOZZ	4720-080-8586 HOSE, RUBBER: type 1, 5/16 id, 12.25-12-50 in. lg, canister to fuel tank vapor tube, MIL-H-13444 (81349)	U	FT	V	*	*	*	*	3-6.1	24
C	PAOZZ	2910-157-0651 CANISTER: fuel vapor storage, 11681677 (19207)	U	EA	1	*	*	*	*	3-6.1	25

20

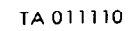
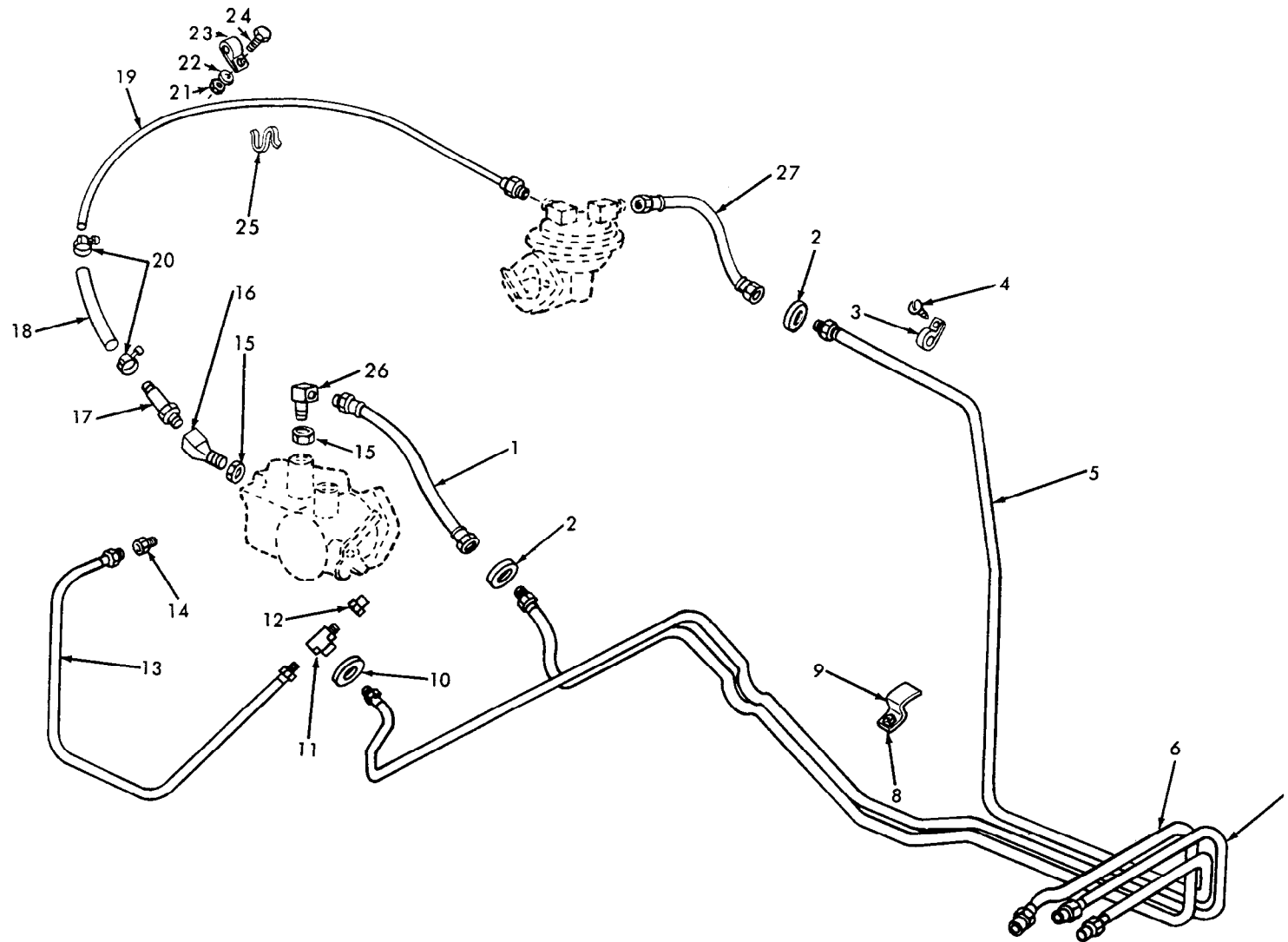


Figure 3-6.1. Fuel tank, fuel vapor canister, and vapor vent lines (emission control).

(1) SMR Code	(2) Federal Stock Number	(3) Description Reference number & mfr Code	(4) Unit Of Meas.	(5) Qty Inc In Unit	(6) 15-day organizational Maintenance alw				(7) Illustration		
					(a) 1-5	(b) 6-20	(c) 21-50	(d) 51-100	(a) Figure No.	(b) Item No.	
		GROUP 0306—Continued									
PAOZZ	4720-181-8111	HOSE ASSEMBLY, RUBBER: fuel return, 7062167-1 (19207)	B	EA	1	*	*	*	*	3-7	1
PAOZZ	5305-017-8466	SCREW ASSEMBLED WASHER: clamp retaining, 178466 (24617)	B	EA	1	*	*	*	*	3-7	4
PAOZZ	2910-647-0988	TUBE ASSEMBLY: rear fuel return, 7345116 (19207)	B	EA	1	*	*	*	*	3-7	6
MFOZZ	2910-647-0987	TUBE ASSEMBLY: rear fuel tank vent, 7345115 (19207)	B	EA	1	*	*	*	*	3-7	7
PAOZZ	5305-042-4635	SCREW ASSEMBLED WASHER: rear fuel line clip attaching, 424635 (21450)	B	EA	2	*	*	*	*	3-7	8
		DELETE SCREW ASSEMBLY, 424673, FSN 4320-775-1478									
PAOZZ	4730-491-6436	CAP, PIPE: fuel tank vent line tee, 11639773 (19207)	B	EA	1	*	*	*	*	3-7	12
PAOZZ	2910-647-0986	TUBE ASSEMBLY: front fuel tank vent, 7345065 (19207)		EA	1	*	*	*	*	3-7	13
PAOZZ	4730-277-8764	ADAPTER: front fuel tank vent tube to air cleaner, 137404 (21450)	B	EA	1	*	*	*	*	3-7	14
PAOZZ	4730-006-4005	ELBOW, PIPE: 30 deg. in-line fuel filter to carburetor, 11641104 (19207)	B	EA	1	*	*	*	*	3-7	16
MFOZZ		TUBE ASSEMBLY: fuel pump to carburetor 11660519 (19207)	B	EA	1	*	*	*	*	3-7	19
PAOZZ	4720-181-8111	HOSE ASSEMBLY, RUBBER: fuel supply 7062167-1 (19207)	B	EA	1	*	*	*	*	3-7	27

22 Page 48. Figure 3-7 is superseded as follows:



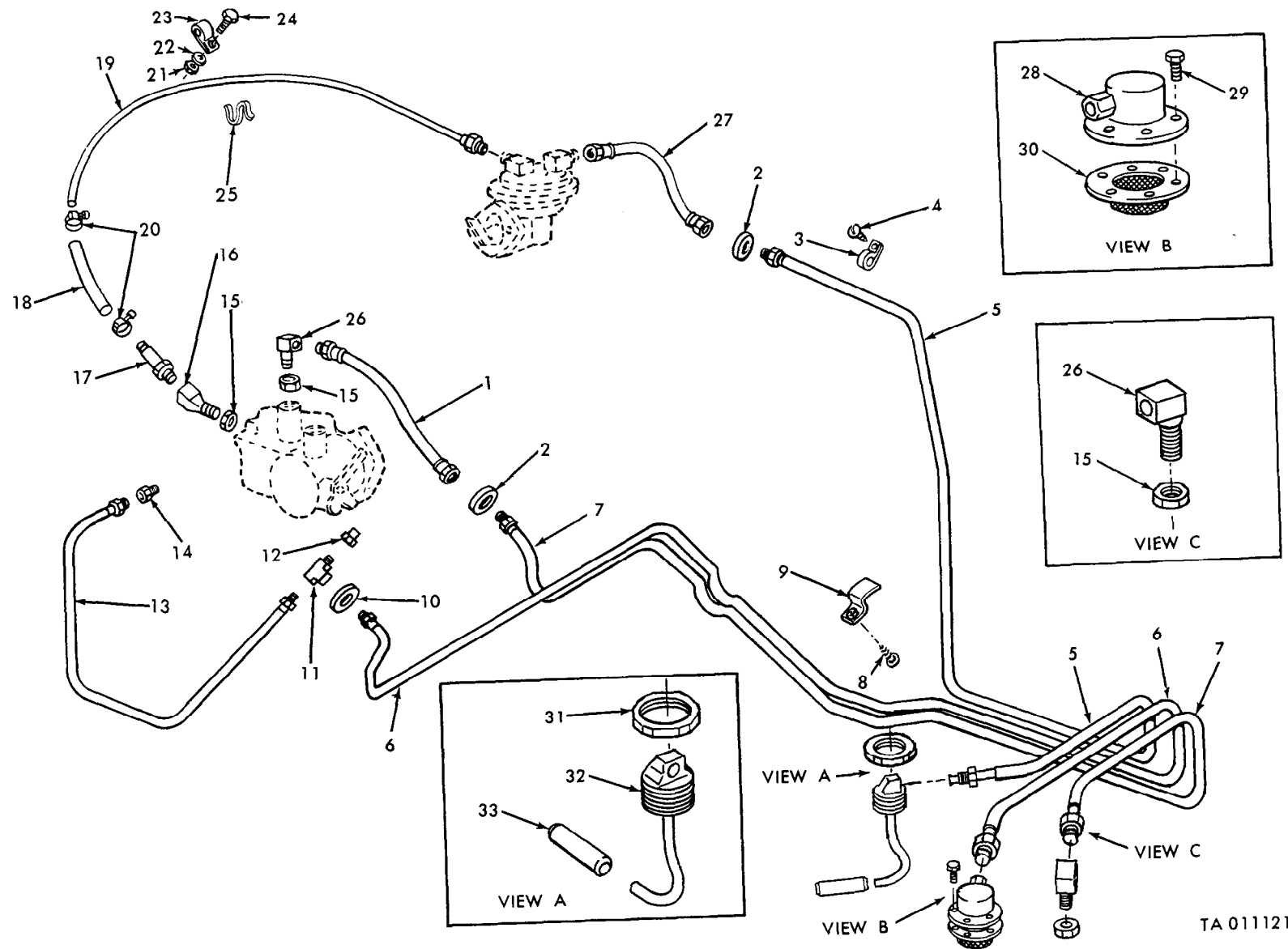
TA 011108

Figure 3-7 Fuel lines and fittings (M151A2, M825 and M718A1).

(1) SMR Code	(2) Federal Stock Number	(3) Description Reference number & mfr Code	(4) Unit Of Meas.	(5) Qty Inc In Unit	(6) 15-day organizational Maintenance alw				(7) Illustration		
					(a) 1-5	(b) 6-20	(c) 21-50	(d) 51-100	(a) Figure No.	(b) Item No.	
		GROUP 0306—Continued									
		ADD THE FOLLOWING LISTING FOR FIG. 3-7.1:									
		FUEL LINES AND FITTINGS (M151A2, M825, and									
		M718A1—EMISSION CONTROL), FIG. 3-7.1									
N	PAOZZ	4720-181-8111	HOSE ASSEMBLY, RUBBER: fuel return, 7062167-1 (19207)	U	EA	1	*	*	*	3-7.1	1
N	PAOZZ	5325-682-1473	GROMMET, RUBBER: rear fuel return and supply lines 7703461 (19207)	U	EA	2	*	*	*	3-7.1	2
N	PAOZZ	5340-779-5620	CLAMP, LOOP: rear fuel supply tube retaining MS21333-6 (96906)	U	EA	1	*	*	*	3-7.1	3
N	PAOZZ	5305-017-8466	SCREW ASSEMBLED WASHER: clamp retaining. 178466 (24617)	U	EA	1	*	*	*	3-7.1	4
C	MOOZZ		TUBE ASSEMBLY: fuel inlet 11613717 (19207)	U	EA	1				3-7.1	5
		Fabricate from:									
N	PAOZZ	4710-277-5526	1—TUBING, COPPER: 5/16 od x 0.032 wall thk, 63 in. lg, 8689207 (19207)	U	FT	V	*	*	*		
N	PAOZZ	5975-177-1930	1—TUBING, FLEXIBLE: non-metallic, 5/16 id, 60 in. lg, 17-C-18035-60 (19207)	U	FT	V	*	*	*		
N	PAOZZ	4730-014-2427	2—INVERTED NUT, TUBE COUPLING: 5/16 od tube, 142427 (21450)		EA	2	*	*	*		
C	MOOZZ		TUBE ASSEMBLY: fuel vent, rear, 11613716 (19207)	U	EA	1				3-7.1	6
		Fabricate from:									
N	PAOZZ	4710-277-5524	1—TUBING, COPPER: 3.16 od x 0.030 wall thk, 58 in. lg, 8689205 (19207)	U	FT	V	*	*	*		
C	XDOZZ		1—TUBING, FLEXIBLE: non-metallic, 3/16 id, 55 in. lg, 17-C-18035-40 (19207)	U	FT	V	*	*	*		
N	PAOZZ	4730-014-2431	2—INVERTED NUT, TUBE COUPLING: 3.16 od tube 142431 (246.7)		EA	2	*	*	*		
C	MOOZZ		TUBE ASSEMBLY: fuel return, rear, 11613715 (19207)	U	EA	1				3-7.1	7
		Fabricate from:									
N	PAOZZ	4710-277-5526	1—TUBING COPPER: 5/16 od x 0.032 wall thk, 55 in. lg, 8689207 (19207)	U	FT	V	*	*	*		
N	PAOZZ	5975-177-1930	1—TUBING, FLEXIBLE: non-metallic, 5/16 id, 52 in. lg, 17-C-18035-60 (19207)	U	FT	V	*	*	*		
N	PAOZZ	4730-014-2427	2—INVERTED NUT, TUBE COUPLING: 5/16 od tube, 142427 (21450)	U	EA	2	*	*	*		
N	PAOZZ	5305-042-3437	SCREW ASSEMBLED WASHER: rear fuel line clip retaining, 423437 (21450)	U	EA	2	*	*	*	3-7.1	8
C	PAOZZ	5340-204-9916	STRAP RETAINING: fuel tank tubes, 11681689 (19207)	U	EA	2	*	*	*	3-7.1	9
N	PAOZZ	5325-124-1396	GROMMET, RUBBER: fuel tank vent line, 7345121 (19207)	U	EA	1	*	*	*	3-7.1	10
N	PAOZZ	4730-542-3205	TEE, PIPE TO TUBE: fuel tank vent line, 178681 (21450)	U	EA	1	*	*	*	3-7.1	11
N	PAOZZ	4730-491-6436	CAP, PIPE: fuel tank vent line tee, 11639773 (19207)	U	EA	1	*	*	*	3-7.1	12
C	MFOZZ		TUBE ASSEMBLY: front fuel tank vent, 7345065 (19207)	U	EA	1	*	*	*	3-7.1	13
C	PAOZZ	4730-277-8764	ADAPTER: front fuel tank vent tube to air cleaner, 137404 (21450)	U	EA	1	*	*	*	3-7.1	14

(1) SMR Code	(2) Federal Stock Number	(3) Description Reference number & mfr Code	Usable on code	(4) Unit Of Meas.	(5) Qty Inc In Unit	(6) 15-day organizational Maintenance alw				(7) Illustration	
						(a) 1-5	(b) 6-20	(c) 21-50	(d) 51-100	(a) Figure No.	(b) Item No.
GROUP 0306, FIG. 3-7.1—Continued											
PAOZZ	4730-832-5670	LOCKNUT, PIPE: carburetor, fuel inlet elbow (1), carburetor fuel return elbow (1), and fuel tank return elbow (1), 8764823 (19207)	U	EA	3	*	*	*	*	3-7.1	15
PAOZZ	4730-006-4005	ELBOW, PIPE: 30 deg. in-line fuel filter to carburetor, 11641104 (19207)	U	EA	1	*	*	*	*	3-7.1	16
PAOZZ	2910-176-8928	FILTER ASSEMBLY: carburetor fuel, (see Group 0309) 11640944 (19207)	U	EA	1	*	*	*	*	3-7.1	17
MOOZZ		HOSE, RUBBER: type I, 0.585 od x 0.328 id, MIL-H-13444 (81349) Used to fabricate:	U	FT	V	*	*	*	*		
PAOZZ	4720-080-8586	1—HOSE: carburetor fuel inlet, 6.50 in. lg, 11660435-5 (19207)	U	EA	1					3-7.1	18
MOOZZ		TUBE ASSEMBLY: fuel pump to carburetor, 11660519 (19207) Fabricate from:	U	EA	1					3-7.1	19
PAOZZ	4710-277-5526	1—TUBING, COPPER: 5/16 od x 0.032 wall thk, 28 in. lg, 8689207 (19207)	U	FT	V	*	*	*	*		
PAOZZ	4730-013-7398	1—INVERTED NUT, TUBE COUPLING: inverted flare, 5/16 od tube, 0.62 overall lg, 137398 (21450)	U	EA	1	*	*	*	*		
PAOZZ	4730-908-3195	CLAMP, HOSE: carburetor fuel inlet, MS35842-10 (96906)	U	EA	2	*	*	*	*	3-7.1	20
PAOZZ	5310-761-6882	NUT, PLAIN, HEXAGON: carb-s, cd-pltd, 1/4-20 UNC-2B, to attach fuel pump to carburetor tube clamp, MS51967-2 (96906)	U	EA	1	*	*	*	*	3-7.1	21
PAOZZ	5310-582-5965	WASHER, LOCK: for ¼ screw size, to attach fuel pump to carburetor tube clamp, MS35338-44 (96906)	U	EA	1	*	*	*	*	3-7.1	22
PAOZZ	5340-993-6207	CLAMP, LOOP: fuel pump to carburetor tube retaining, MS21333-99 (96906)	U	EA	1	*	*	*	*	3-7.1	23
PAOZZ	5305-068-0500	SCREW, CAP, HEXAGON HEAD: carb-s, cd-pltd, 1/4-20, UNC-2A x ½ in. lg, to attach fuel pump to carburetor tube clamp, MS90725-3 (96906)		EA	1	*	*	*	*	3-7.1	24
PAOZZ	5340-333-6078	CLIP, SPRING TENSION: fuel and vent tube retaining, 8329624 (19207)	U	EA	1	*	*	*	*	3-7.1	25
PAOZZ	4730-958-6079	ELBOW: carburetor fuel return hose (1), and fuel tank return tube (1), 10921892 (19207)	U	EA	2	*	*	*	*	3-7.1	26
PAOZZ	4720-181-8111	HOSE ASSEMBLY, RUBBER: fuel supply, 7062167-1 (19207)	U	EA	1	*	*	*	*	3-7.1	27
XBOZZ		VENT ASSEMBLY, AIR: fuel tank, 7045099 (19207)	U	EA	1	*	*	*	*	3-7.1	28
PAOZZ	5305-042-0463	SCREW ASSEMBLED WASHER: fuel tank air vent attaching, 420463 (24617)	U	EA	6	*	*	*	*	3-7.1	29
PAOZZ	2910-295-9993	SCREEN AND GASKET ASSEMBLY: vent, fuel tank, 11639594 (19207)	U	EA	1	*	*	*	*	3-7.1	30

Figure 3-7.1 is added as follows:

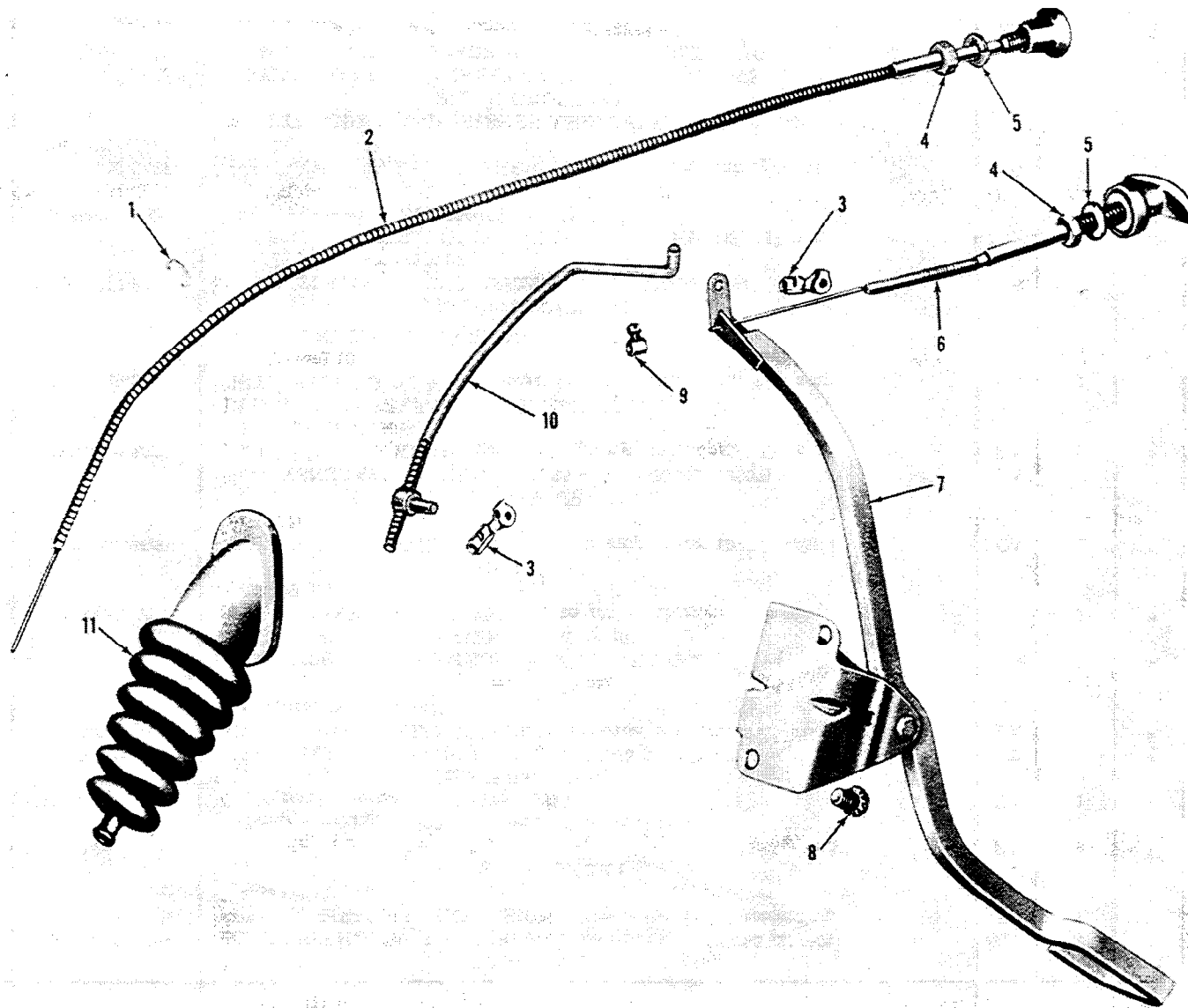


TA 011121

Figure 3-7.1. Fuel lines and fittings (M151A2, M825, and M718A1 (emission control)).

(1) SMR Code	(2) Federal Stock Number	(3) Description Reference number & mfr Code	(4) Unit Of Meas.	(5) Qty Inc In Unit	(6) 15-day organizational Maintenance alw				(7) Illustration	
					(a) 1-5	(b) 6-20	(c) 21-50	(d) 51-100	(a) Figure No.	(b) Item No.
		GROUP 0306, FIG. 3-7.1—Continued								
N	XBOZZ	LOCKNUT, PIPE: fuel tank inlet fitting, 8764823-1 (19207)	U	EA	1	*	*	*	3-7.1	31
N	XBOZZ	FITTING ASSEMBLY: inlet, fuel tank, 11681688 (19207)	U	EA	1	*	*	*	3-7.1	32
R	PAOZZ	6230-165-4017 FILTER, FUEL INLET: in-tank, (see group 0309), 11641033 (19207) ADD USABLE ON CODE B TO FIGURE 3-8, ITEM 1 ADD USABLE ON CODE B TO FIGURE 3-8, ITEM 2	U	EA	1	*	*	*	3-7.1	33
C	PAOZZ	5330-005-6073 GASKET: fuel tank air vent 7045097 (19207)	B	EA	1	*	*	*	3-8	3
C	PAOZZ	5306-042-5848 BOLT ASSEMBLED WASHER: to attach fuel tank cover 425848 (24617)	B	EA	12	*	*	*	3-8	6
		Page 51 GROUP 0309 Column 7 change figure 3-2, item 7.7 to READ, FIGURE 3-2—ITEM 9.7 Column 7, change figure 3-2—item 8 to read figure 3-2—ITEM 7								
C	PAOZZ	2910-176-8928 FILTER ASSEMBLY: carburetor fuel 11640944 (19207)	B,U	EA	1	*	*	*	3-7 3-7.1	17 17
R	PAOZZ	6230-165-4017 FILTER, FUEL INLET: in-tank 11641033 (19207)	B,U	EA	1	*	*	*	3-7.1 3-8	33 5
		GROUP 0312								
C	PAOZZ	5975-984-6582 STRAP, TIEDOWN: choke control cable, MS3367-1-0 (96906)		EA	1	*	*	*	3-9	1
R	PAOZZ	5305-042-5639 SCREW ASSEMBLED WASHER: accelerator bracket mounting 425639 (24617)		EA	2	*	*	*	3-9	8
N	XBOZZ	ROD ASSEMBLY: accelerator, 11613665 (19207) DELETE FSN 2590-177-7878, ROD ASSEMBLY (8754148).		EA	1	*	*	*	3-9	10
C	PAOZZ	2540-678-1353 BELLOWS, RUBBER: accelerator dust cover, (**parts kit 2540-887-1343), 8754175 (19207)		EA	1	*	*	*	3-9	11

Page 52. Figure 3-9 is superseded as follows:

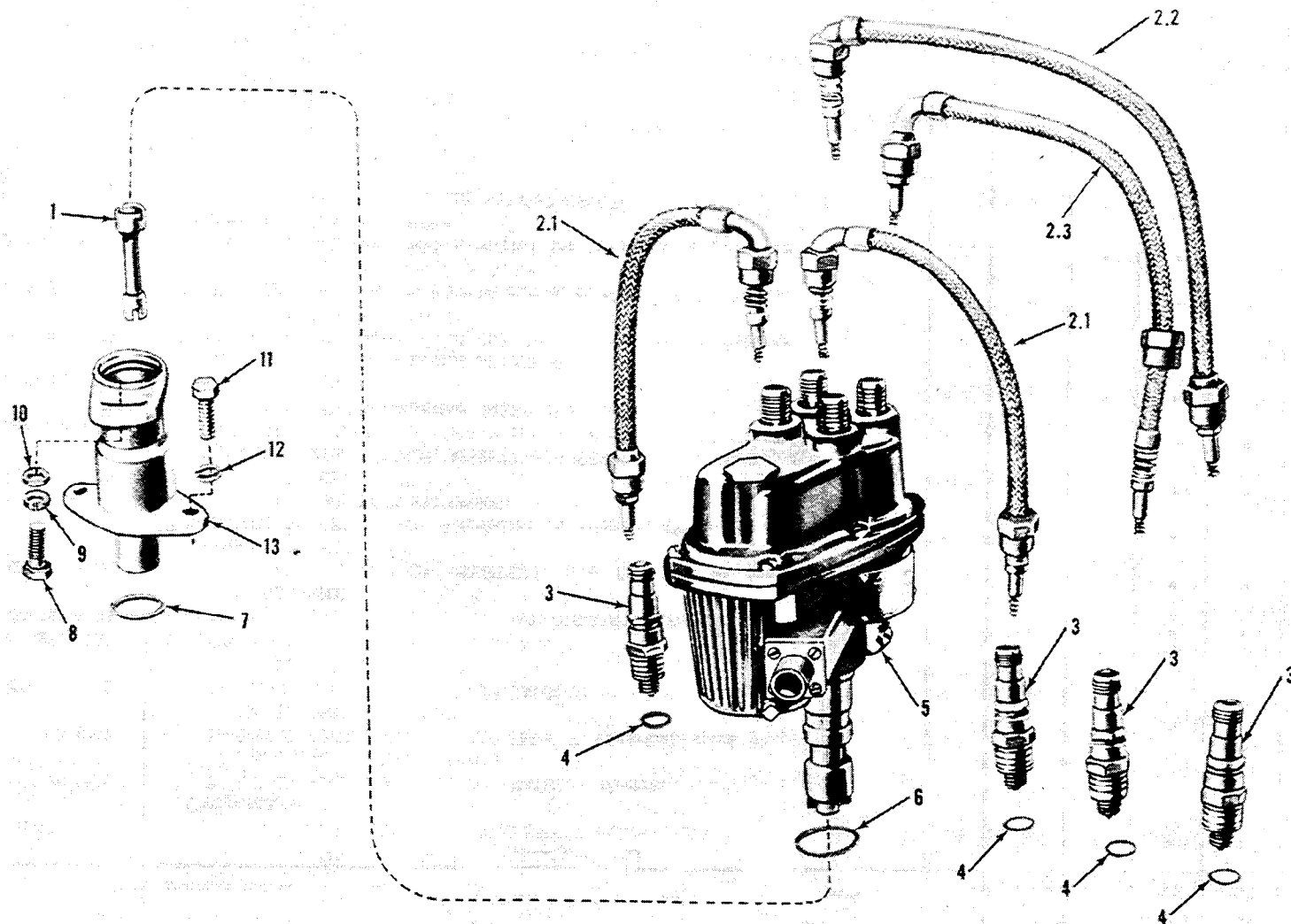


TA 019656

Figure 3-9. Accelerator, throttle and choke controls.

(1) SMR Code	(2) Federal Stock Number	(3) Description Reference number & mfr Code	(4) Unit Of Meas.	(5) Qty Inc In Unit	(6) 15-day organizational Maintenance alw				(7) Illustration		
					(a) 1-5	(b) 6-20	(c) 21-50	(d) 51-100	(a) Figure No.	(b) Item No.	
		GROUP 0312									
C	PAOZZ	5306-017-8785	BOLT ASSEMBLED WASHER: to attach bellcrank, 178785 (21450)	EA	2	*	*	*	*	3-10	2
R	PAOZZ	5360-678-3106	SPRING, HELICAL EXTENSION: accelerator pedal retracting, 8754176 (19207)	EA	1	*	*	*	*	3-10	3
		Page 55 GROUP 0401									
C	PAOZZ	5310-081-4219	WASHER, FLAT: for 5/16 screw size, muffler pipe coupling and clamp attaching, MS27183-12 (96906)	EA	9	*	*	*	*	4-1	6
R	PAOZZ	5340-678-1396	CLIP: muffler mounting, 7331269 (19207)	EA	1	*	*	*	*	4-1	18
		Page 58 GROUP 0501									
R	PAOZZ	4010-262-1551	CHAIN: radiator filler cap, 6 in. lg., 42C16505 (21450)	FT	V	*	*	*	*	5-1	2
R	PAOZZ	5305-019-1677	SCREW ASSEMBLED WASHER: radiator support and lifting brackets, 191677 (21450)	EA	2	*	*	*	*	5-1	9
		Page 60 GROUP 0503									
C	KFOZZ		1—HOSE, PREFORMED: radiator, 8754815 (19207)	EA	1	*	*	*	*	5-2	1.3
C	KFOZZ		1—HOSE, PREFORMED: 8754580 (19207)	EA	1	*	*	*	*	5-2	1.2
C	PAOZZ	5305-042-4209	SCREW ASSEMBLED WASHER: to attach thermostat housing, 424209 (24617)	EA	2	*	*	*	*	5-2	2
		GROUP 0505									
C	PAOZZ	2930-832-5660	PULLEY "3" GROVE: water pump, 60 amp. alternator 11599021 (19207)	EA	1	*	*	*	*	5-2	9
		Page 62 GROUP 0601									
C	XBOZZ		ARM GENERATOR ADJUSTING, 25 amp 10885102 (19207)	EA	1					6-1	2
N	PAOZZ	5310-449-2378	NUT, SELF-LOCKING: generator pulley retaining, 25 amp, MS21245L8 (96906)	EA	1	*	*	*	*	6-1	13
		DELETE NUT, SELF-LOCKING, 11613407-1.									
N	PAOZZ	5310-449-2381	NUT, SELF-LOCKING: generator pulley retaining, 60 amp, MS21245L10 (96906)	EA	1	*	*	*	*	6-1	21
		DELETE NUT, SELF-LOCKING, 11613407-2.									
		Page 66 GROUP 0603									
C	PAOZZ	5307-017-8453	STUD, PLAIN: 3/8-16NC (15/32) x 3/8-24 UNF-2A (5/8), starter mounting, 178453 (24617)	EA	2	*	*	*	*	6-3	2
		DELETE STARTER, ENGINE, ELECTRICAL, 10900430 (19207).									
C	PAOZZ	5305-703-8037	SCREW: Starter drive, 7059131 (19207)	EA	1	*	*	*	*	6-3	6
C	PAOZZ	2920-451-3903	DRIVE: engine electrical starter, 11640859 (19207)	EA	1	*	*	*	*	6-3	7
N	PAOZZ	5305-042-3477	SCREW ASSEMBLED WASHER: starter switch mounting, 423477 (21450)	EA	2	*	*	*	*	6-4	8
		DELETE SCREW AND WASHER ASSEMBLY, 423439 (21450).									
		Page 70 GROUP 0605									
		LISTING FOR FIG. 6-5 IS SUPERSEDED AS FOLLOWS: DISTRIBUTION, SPARK PLUGS AND CABLES, FIG. 6-5									
C	PAOZZ	2920-409-3994	SHAFT: intermediate distributor drive, 8754338 (19207)	EA	1	*	*	*	*	6-5	1

(1) SMR Code	(2) Federal Stock Number	(3) Description Reference number & mfr Code	(4) Unit Of Meas.	(5) Qty Inc In Unit	(6) 15-day organizational Maintenance alw				(7) Illustration	
					(a) 1-5	(b) 6-20	(c) 21-50	(d) 51-100	(a) Figure No.	(b) Item No.
		GROUP 0605, FIG. 6-5—Continued								
C	PAOZZ	2920-886-8081	REPAIR KIT, SPARK PLUG CABLE SET: 5702245 (19207)	EA	1	*	*	*		
		Composed of:								
C	PAOZZ	2920-008-4856	2—LEAD AND CONDUIT ASSEMBLY: electrical spark plug No. 3 & 4, 11660569-1 (19207)	EA	2	*	*	*	6-5	2.1
C	PAOZZ	2910-008-4857	1—LEAD AND CONDUIT ASSEMBLY: electrical, spark plug No. 1, 11660569-3 (19207)	EA	1	*	*	*	6-5	2.2
C	PAOZZ	2920-171-0340	1—LEAD AND CONDUIT ASSEMBLY: electrical, spark plug No. 2, 11660569-2 (19207)	EA	1	*	*	*	6-5	2.3
C	PAOZZ	2920-287-9135	SPARK PLUG: engine, MS35909-2 (96906)	EA	4	1	1	1	6-5	3
C	PAOZZ	5330-721-5895	GASKET: spark plug, (**gasket sets 2805-678-3187 & 2805-678-3190) MS35910-2 (96906)	EA	4	*	*	*	6-5	4
C	PAOFH	2920-078-2424	DISTRIBUTOR, IGNITION SYSTEM: (see fig. 6-6 for com- ponents), 11660529 (19207)	EA	1	*	*	*	6-5	5
C	PAOZZ	5330-579-7914	PACKING, PREFORMED: distributor to adapter, (**gasket set 2805-678-3187) MS28775-217 (96906)	EA	1	*	*	*	6-5	6
C	PAOZZ	5330-579-7911	PACKING, PREFORMED: distributor adapter to cylinder block (**gasket set 2805-678-3187) MS28775-215 (96906)	EA	1	*	*	*	6-5	7
C	PAOZZ	5305-225-3839	SCREW, CAP, HEXAGON HEAD: carb-s, cd-pltd, ¼-20 UNC-2A x 1 in. lg. distributor mounting, MS90725-8 (96906)	EA	1	*	*	*	6-5	8
C	PAOZZ	5310-582-5965	WASHER, LOCK: split, carb-s, cd-pltd, for ¼ screw size, distributor mounting, MS35338-44 (96906)	EA	1	*	*	*	6-5	9
C	PAOZZ	5310-809-4058	WASHER, FLAT: round, s, cd-pltd, for ¼ screw size, distributor mounting, MS27183-10 (96906)	EA	1	*	*	*	6-5	10
C	PAOZZ	5305-269-3212	SCREW, CAP, HEXAGON HEAD: carb-s, cd-pltd, 3/8-16 UNC-2A x 1-1/8 in. lg. adapter mounting, MS90725-61 (96906)	EA	2	*	*	*	6-5	11
C	PAOZZ	5310-637-9541	WASHER, LOCK: split, carb-s, cd-pltd, for 3/8 screw size, adapter mounting, MS35338-46 (96906)	EA	2	*	*	*	6-5	12
C	PAOZZ	2920-150-7320	ADAPTER: distributor mounting, 8754337 (19207)	EA	1	*	*	*	6-5	13



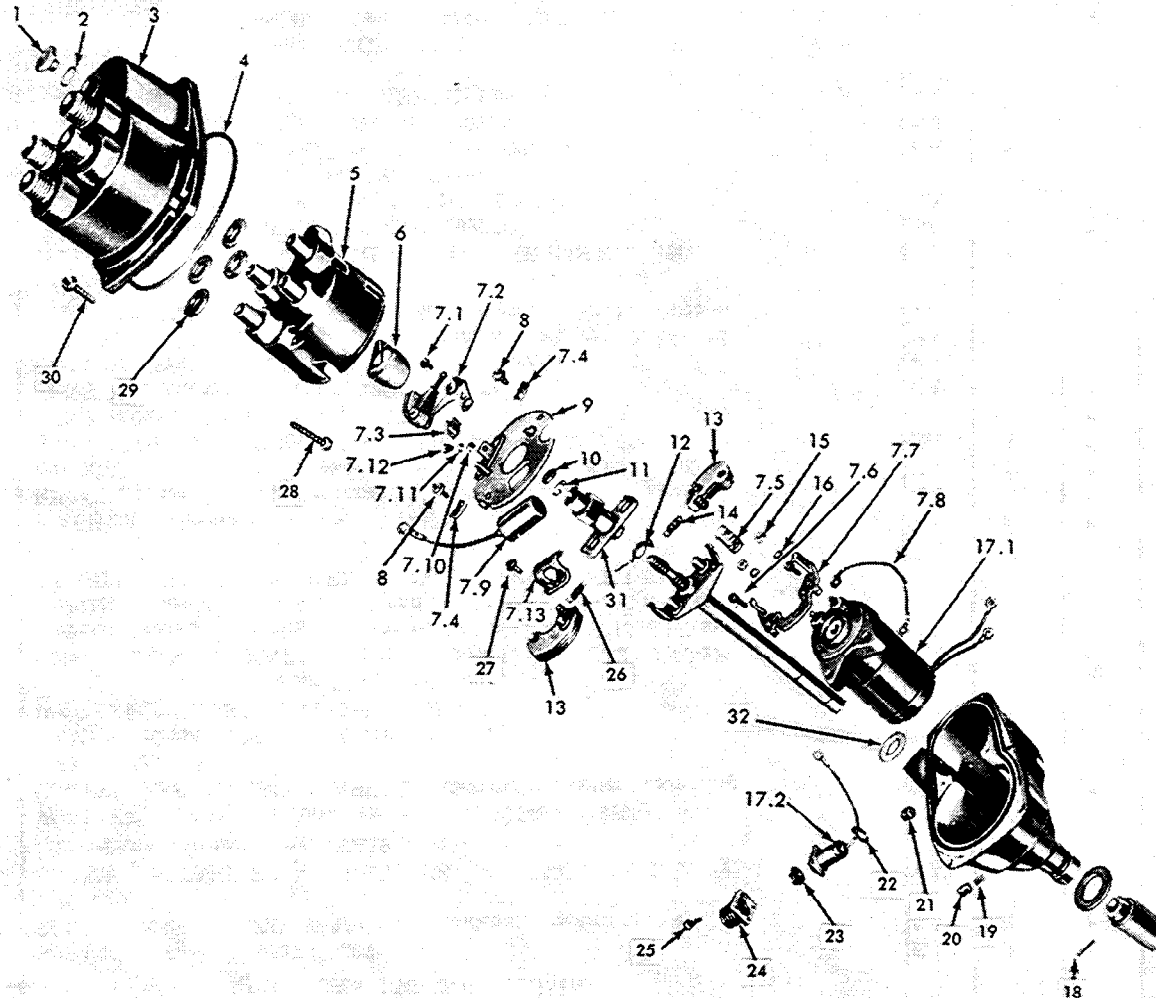
AT 39891

Figure 6-5. Distributor, spark plugs and cables.

(1) SMR Code	(2) Federal Stock Number	(3) Description Reference number & mfr Code	(4) Unit Of Meas.	(5) Qty Inc In Unit	(6) 15-day organizational Maintenance alw				(7) Illustration	
					(a) 1-5	(b) 6-20	(c) 21-50	(d) 51-100	(a) Figure No.	(b) Item No.
		GROUP 0605—Continued								
		LISTING FOR FIG. 6-6 IS SUPERSEDED AS FOLLOWS: DISTRIBUTOR ASSEMBLY FIG. 6-6								
C	PAOZZ	5365-202-7638	PLUG: distributor cover, 7374888 (19207)	EA	1	*	*	*	6-6	1
C	PAOZZ	5330-248-3844	PACKING, PREFORMED: distributor, cover plug, MS29513-113 (96906)	EA	1	*	*	*	6-6	2
C	PAOZZ	2920-353-7216	COVER ASSEMBLY: distributor, 7375373 (19207)	EA	1	*	*	*	6-6	3
C	PAOZZ	5330-054-6880	PACKING, PREFORMED: distributor cover, 5466880 (21450)	EA	1	*	*	*	6-6	4
C	PAOZZ	2920-353-7206	CAP ASSEMBLY: distributor, 7375377 (19207)	EA	1	*	*	*	6-6	5
C	PAOZZ	2920-640-7230	ROTOR: distributor, 7348578 (19207)	EA	1	*	*	*	6-6	6
C	PAOZZ	2920-152-2265	PARTS KITS, DISTRIBUTOR: 5704603 (19207) Composed of:	EA	1	*	*	*		
N	PAOZZ	5305-297-3277	1—SCREW AND WASHER ASSY. 594221 (00000)	EA	1	*	*	*	6-6	7.1
C	KFOZZ		1—POINT SET: 11640924 (19207)						6-6	7.2
C	KFOZZ		1—CLIP: breaker arm spring, 5346775 (19207)						6-6	7.3
C	PAOZZ	5340-124-1326	2—HOLDER: base plate, 7374885 (19207)	EA	2	*	*	*	6-6	7.4
C	KFOZZ		1—SPRING: distributor cap contact, 7374893 (19207)	EA	1	*	*	*	6-6	7.5
C	KFOZZ		2—SCREW: lead clamp, 11663065 (19207)						6-6	7.6
C	KFOZZ		1—CLAMP: lead, 11660531 (19207)						6-6	7.7
C	KFOZZ		1—LEAD ASSEMBLY: 11660543 (19207)						6-6	7.8
N	KFOZZ		1—CONDENSER ASSEMBLY: 11668569 (19207)	EA	1	*	*	*	6-6	7.9
C	PAOZZ	5310-983-8483	1—WASHER, FLAT: spring clip, MS27183-5 (96906)	EA	1	*	*	*	6-6	7.10
C	PAOZZ	5310-045-4007	1—WASHER, LOCK: Spring clip, MS35338-41 (96906)	EA	1	*	*	*	6-6	7.11
N	KFOZZ		1—SCREW: spring bracket, MS51849-32 (96906)						6-6	7.12
N	KFOZZ		1—BRACKET, CONDENSER: 11668570 (19207)	EA	1	*	*	*	6-6	7.13
C	PAOZZ	5305-353-7510	SCREW: base plate attaching, X 2878 (19728)	EA	2	*	*	*	6-6	8
C	PAOZZ	2920-353-7204	PLATE, IGNITION CONTACT BREAKER: distributor, 7374887 (19207)	EA	1	*	*	*	6-6	9
C	PAOZZ	5330-362-1413	WICK, FELT: 5346784 (19207)	EA	1	*	*	*	6-6	10
C	PAOZZ	5365-200-7415	RING, RETAINER: distributor, 5346767 (19207)	EA	1	*	*	*	6-6	11
C	PAOZZ	5360-664-4499	SPRING: weight stop, 5346787 (19207)	EA	1	*	*	*	6-6	12
C	PAOZZ	2920-324-3686	WEIGHT ASSEMBLY: distributor, 5346782 (19207)	EA	2	*	*	*	6-6	13
C	PAOZZ	5360-168-7163	SPRING: weight, 7059536 (19207)	EA	1	*	*	*	6-6	14
C	PAOZZ	5310-934-9751	NUT, PLAIN, HEXAGON: carb-s, cd-pltd, No. 10-32 UNF-2B, coil terminal, MS35650-302 (96906)	EA	2	*	*	*	6-6	15
C	PAOZZ	5310-045-3296	WASHER, LOCK: split, carb-s, cd-pltd, for No. 10 screw size, coil terminal, MS35338-43 (96906)	EA	2	*	*	*	6-6	16
C	PAOZZ	2920-152-2264	REPLACEMENT KIT, COIL IGNITION: 5704602 (19207) Composed of:	EA	1	*	*	*		
C	KFOZZ		2—SCREW: lead clamp, 11663065 (19207)						6-6	7.6
C	KFOZZ		1—CLAMP: lead, 11660531 (19207)						6-6	7.7
C	KFOZZ		1—LEAD ASSEMBLY: 11660543 (19207)						6-6	7.8

(1) SMR Code	(2) Federal Stock Number	(3) Description Reference number & mfr Code	(4) Unit Of Meas.	(5) Qty Inc In Unit	(6) 15-day organizational Maintenance alw				(7) Illustration	
					(a) 1-5	(b) 6-20	(c) 21-50	(d) 51-100	(a) Figure No.	(b) Item No.
		GROUP 0605, FIG. 6-6—Continued								
C	KFOZZ	1—COIL ASSEMBLY: 11663066 (19207)							6-6	17.1
C	PAOZZ	1—CAPACITOR ASSEMBLY: 8328075 (19207)	EA	1	*	*	*	*	6-6	17.2
C	KFOZZ	1—WIRING INSTRUCTION: (not illustrated) 11660542 (19207)								
C	PAOZZ	PIN: coupling to shaft, XA-839 (19728)	EA	1	*	*	*	*	6-6	18
C	PAOZZ	WICK, FELT: 8329787 (19207)	EA	1	*	*	*	*	6-6	19
C	PAOZZ	PLUG, PIPE: felt wick, 118831 (21450)	EA	1	*	*	*	*	6-6	20
C	PAOZZ	PLUG, DRAIN: 7347547 (19207)	EA	1	*	*	*	*	6-6	21
C	PAOZZ	PACKING, PREFORMED: receptacle mounting, MS29513-114 (96906)	EA	1	*	*	*	*	6-6	22
C	PAOZZ	GROMMET: receptacle, 8328076 (19207)	EA	1	*	*	*	*	6-6	23
C	PAOZZ	RECEPTACLE: distributor, 8329786 (19207)	EA	1	*	*	*	*	6-6	24
C	PAOZZ	SCREW ASSEMBLED WASHER: No. 6-32 UNC-2A x ½ in. lg. receptacle mounting, 455215 (21450)	EA	4	*	*	*	*	6-6	25

Page 74. Figure 6-6 is added as follows:



TA 019657

Figure 6-6. Distributor assembly.

(1) SMR Code	(2) Federal Stock Number	(3) Description Reference number & mfr Code	(4) Unit Of Meas.	(5) Qty Inc In Unit	(6) 15-day organizational Maintenance alw				(7) Illustration		
					(a) 1-5	(b) 6-20	(c) 21-50	(d) 51-100	(a) Figure No.	(b) Item No.	
GROUP 0605, FIG. 6-6—Continued											
C	PAOZZ	5360-168-7164	SPRING: weight, 7059537 (19207)	EA	1	*	*	*	*	6-6	26
C	XBOZZ		SCREW ASSEMBLED WASHER: condenser mounting, 455209 (21450)	EA	1	*	*	*	*	6-6	27
C	PAOZZ	5305-297-3278	SCREW ASSEMBLED WASHER: No. 8-32 UNC-2A x 1 in. lg. distributor cap mounting, 455219 (21450)	EA	3	*	*	*	*	6-6	28
C	PAOZZ	5310-282-8866	WASHER, FLAT: distributor terminal seal, 7374894 (19207)	EA	4	*	*	*	*	6-6	29
C	PAOZZ	5305-297-3273	SCREW ASSEMBLED WASHER: distributor cover mounting 594224 (21450)	EA	6	*	*	*	*	6-6	30
N	PAOZZ	2920-772-2154	CAM: distributor, IAU-1100RC (19728)	EA	1	*	*	*	*	6-6	31
N	PAOZZ	5310-530-7283	WASHER, THRUST: upper, 5307283 (19207)	EA	1	*	*	*	*	6-6	32
Page 75 GROUP 0607											
N	PAOZZ	5310-934-9757	NUT, PLAIN, HEXAGON: carb-s, cd-pltd, No. 8-32 UNC-2B, circuit breaker attaching, (6) for M151, M151A1, M151A1C and M718; (4) for M151A2, M718A1 and M825; MS35649-282 (96906)	EA	10	*	*	*	*	6-7	2
DELETE NUT, PLAIN, HEXAGON, MS35649-82, FSN 5310-012-0622											
R	PAOZZ	5310-197-4508	WASHER, indicator light, 7358625 (19207)	EA	3	*	*	*	*	6-7	5
R	PAOZZ	5340-119-3900	BRACKET: indicator light mounting, 7358623 (19207)	EA	3	*	*	*	*	6-7	6
R	PAOZZ	6685-936-2139	INDICATOR: temperature, electrical resistance, MS24543-2 (96906)	EA	1	*	*	*	*	6-7	16
R	PAOZZ	6680-933-3600	INDICATOR, LIQUID QUANTITY: fuel, MS24544-2 (96906)	EA	1	*	*	*	*	6-7	18
R	PAOZZ	6210-299-5564	LENS: indicator light, 7358622 (19207)	EA	1	*	*	*	*	6-7	19
R	PAOZZ	6210-337-7345	LENS: instrument panel lights, 7358621 (19207)	EA	2	*	*	*	*	6-7	20
R	PAOZZ	2590-307-8856	SWITCH ASSEMBLY, LIGHT: MS51113-1 (96906)	EA	1	*	*	*	*	6-8	1
N	PAOZZ	5305-614-3423	SCREW, MACHINE: drilled fillister head, slotted, carb-s, cd-pltd, No. 8-32 UNC-2A x 3/8 in. lg. ignition switch lever, MS35265-43 (96906)	EA	1	*	*	*	*	6-9	2
Deleted FSN 5305-058-7639, SCREW, MACHINE (MS35267-43)											
N	PAOZZ	2920-179-4524	PLATE, IGNITION SWITCH 8754667 (19207)	EA	1	*	*	*	*	6-9	6
C	PAOZZ	2510-229-5730	COVER: headlight dimmer switch, 7345210 (19207)	EA	1	*	*	*	*	6-10	4
Page 83 GROUP 0608											
R	PAOZZ	5940-399-6676	6—TERMINAL: turn signal, 8338564 (19207)	A	EA	6	*	*	*	6-11	1.1
R	PAOZZ	5970-833-8562	6—SLEEVE: turn signal 8338562 (19207)	A	EA	6	*	*	*	6-11	1.2
C	PAOZZ	5305-042-3545	2—SCREW ASSEMBLED WASHER: turn signal, 423545 (24617)	A	EA	2	*	*	*	6-11	1.7
Page 85 GROUP 0609											
R	PAOZZ	5365-832-5650	RING RETAINING: headlight lamp, 8741446 (19207)	EA	2	*	*	*	*	6-12	2
R	PAOZZ	6240-431-8341	LAMP INCANDESCENT: headlight, sealed beam, 8741491 (19207)	EA	2	*	*	*	*	6-12	3
R	PAOZZ	5935-572-9180	SHELL, SHIELD: headlight, 8338566 (19207)	EA	6	*	*	*	*	6-12	17
R	PAOZZ	5360-526-5530	SPRING: lamp adjusting, 8741443 (19207)	EA	2	*	*	*	*	6-12	19
R	PAOZZ	6220-693-4175	SPRING: lamp unit retaining, 7320711 (19207)	EA	3	*	*	*	*	6-13	4

(1) SMR Code	(2) Federal Stock Number	(3) Description Reference number & mfr Code	(4) Unit Of Meas.	(5) Qty Inc In Unit	(6) 15-day organizational Maintenance alw				(7) Illustration		
					(a) 1-5	(b) 6-20	(c) 21-50	(d) 51-100	(a) Figure No.	(b) Item No.	
		GROUP 0607—Continued									
R	PAOZZ	5935-572-9180	SHELL, SHIELD: blackout headlight, 8338566 (19207)	EA	1	*	*	*	*	6-13	5
R	PAOZZ	5310-781-9862	WASHER, turn signal light, 8386476 (19207) A	EA	2	*	*	*	*	6-14	5
R	PAOZZ	5325-623-0928	INSULATOR: turn signal light, 7064900 (19207) A	EA	4	*	*	*	*	6-14	7
N	PAOZZ	6220-433-5966	BODY: turn signal light, 8741650 (19207) A	EA	2	*	*	*	*		
		Page 91 GROUP 0609									
R	PAOZZ	5310-781-9862	WASHER: 8386476 (19207) A	EA	3	*	*	*	*	6-15	4
R	PAOZZ	6220-741-5451	SOCKET AND WIRE ASSEMBLY: 8741651 (19207) A	EA	3	*	*	*	*	6-15	6
C	PAOZZ	6220-846-9745	LIGHT: blackout, stop, MS51302-1 (96906) A	EA	1	*	*	*	*	6-15	7
R	PAOZZ	5325-623-0928	INSULATOR: blackout lamp, 7064900 (19207) A	EA	6	*	*	*	*	6-15	8
N	PAOZZ	6220-433-5966	BODY: front blackout marker light (2), and rear blackout stoplight (1), 8741650 (19207) A	EA	3	*	*	*	*		
C	XDOZZ	SCREW, MACHINE: Front marker light door (4); blackout stoplight door (2); 7320691 (19207)	EA	6						6-15	12
		Page 93 GROUP 0609									
R	PAOZZ	5935-572-9180	SHELL, SHIELD: front composite light, 8338566 (19207) B	EA	6	*	*	*	*	6-16	7
		Page 95 GROUP 0609									
R	PAOZZ	5935-572-9180	SHELL, SHIELD: stoplight—taillight, 8338566 (19207) A	EA	6	*	*	*	*	6-17	11
R	PAOZZ	5935-572-9180	SHELL, SHIELD: rear composite light, 8338566 (19207) B	EA	8	*	*	*	*	6-18	9
		Page 99 GROUP 0610									
R	PAOZZ	5330-159-3263	GASKET: fuel level transmitter, 7375146 (19207)	EA	1	*	*	*	*	3-2	1
C	PAOZZ	SCREW ASSEMBLED WASHER: to attach fuel level transmitter, 424506 (21450)	EA	5	*	*	*	*	*	3-2	3
C	PAOZZ	4730-529-1487	REDUCER, PIPE: oil pressure safety switch to oil filter adapter 3200 x 4 x 2 (78470)	EA	1	*	*	*	*	6-19	3
		Page 101 GROUP 0611									
C	PAOZZ	2590-698-3091	1—RING: 8754124 (19207)	EA	1	*	*	*	*	6-20	2.2
C	PAOZZ	5325-064-6311	1—GROMMET: horn switch, 10885154 (19207)	EA	1	*	*	*	*	6-20	2.4
		Page 103 GROUP 0612									
R	PAOZZ	5305-042-3545	SCREW ASSEMBLED WASHER: battery to starter switch cable clamp attaching, 423545 (24617)	EA	2	*	*	*	*	6-21	12
R	PAOZZ	9905-477-3714	LABEL: battery cable lead, positive, 11630582-1 (19207)	EA	1	*	*	*	*	6-21	16
R	PAOZZ	9905-477-3715	LABEL: battery cable lead, negative, 11630582-2 (19207)	EA	1	*	*	*	*	6-21	17
R	PAOZZ	5306-678-1408	BOLT, BATTERY HOLDDOWN: 8754863 (19207)	EA	4	*	*	*	*	6-21	26
C	XDOZZ	COVER ASSEMBLY: battery box, 8754753 (19207)	EA	1	*	*	*	*	*	6-21	30

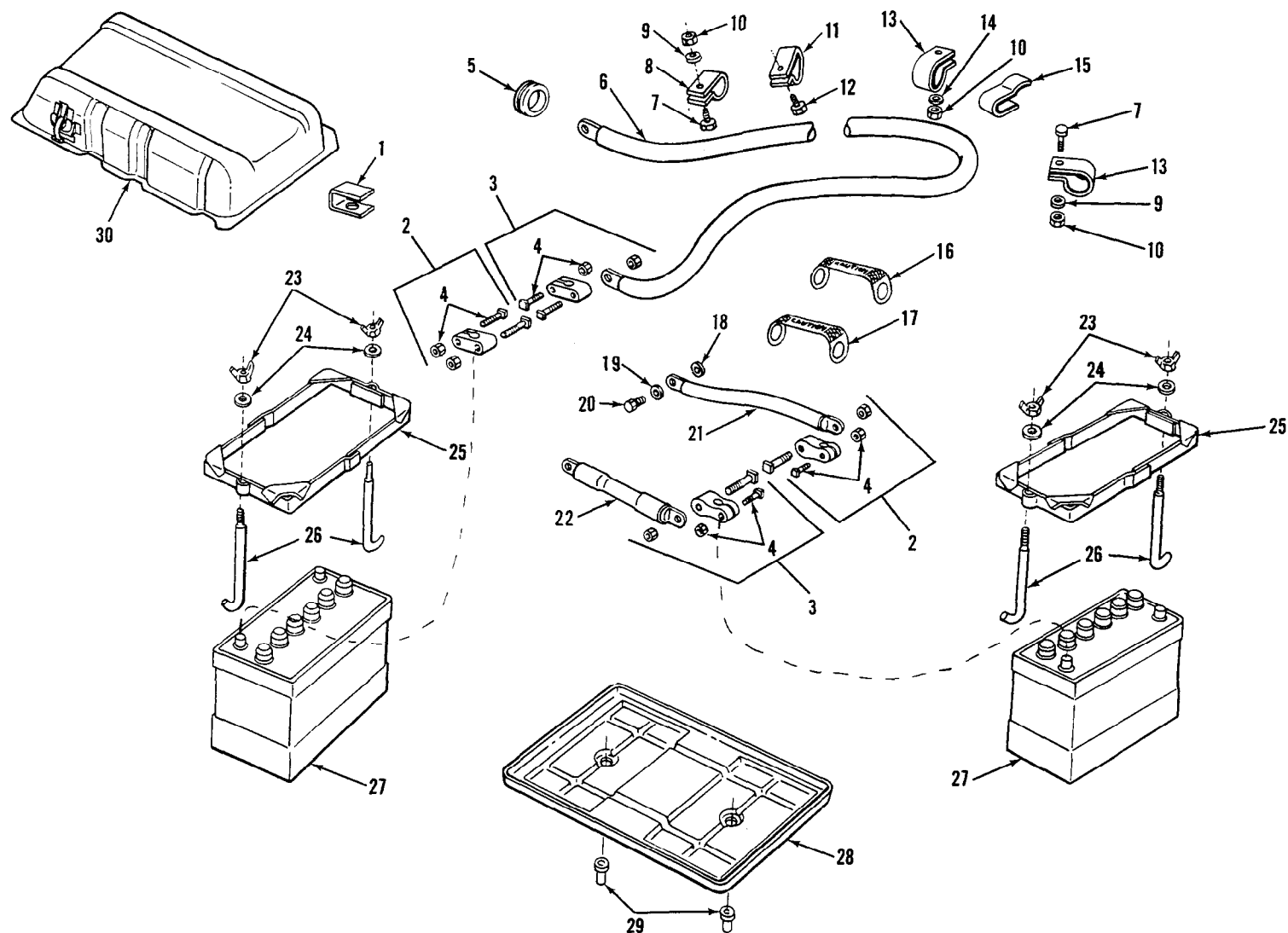
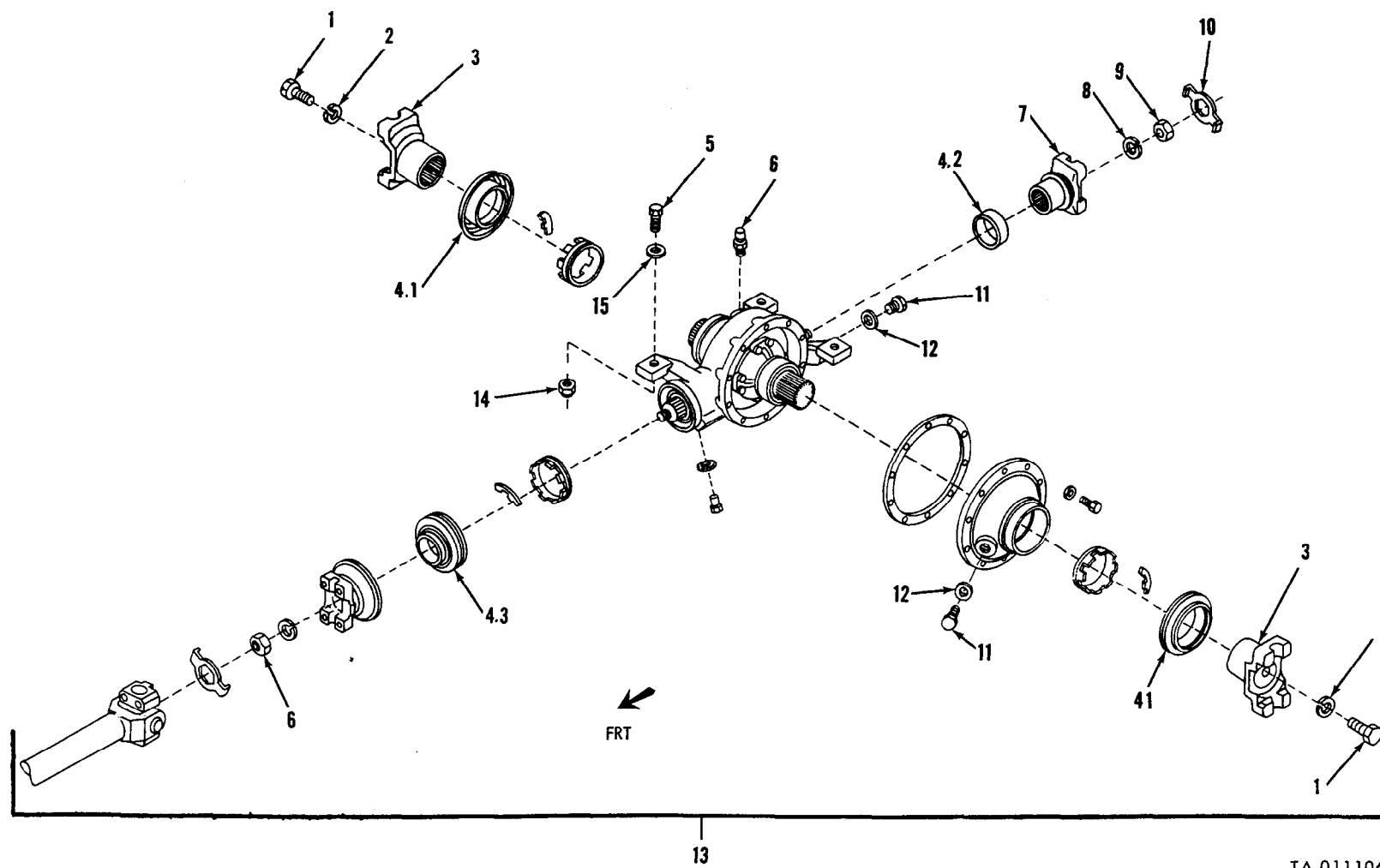


Figure 6-21. Batteries, cables and related parts.

(1) SMR Code	(2) Federal Stock Number	(3) Description Reference number & mfr Code	(4) Unit Of Meas.	(5) Qty Inc In Unit	(6) 15-day organizational Maintenance alw				(7) Illustration			
					(a) 1-5	(b) 6-20	(c) 21-50	(d) 51-100	(a) Figure No.	(b) Item No.		
Page 106 GROUP 0613												
C	PAOZZ	5340-682-1518	CLIP, SPRING TENSION: electrical cable, 432655 (21450)	A	EA	8	*	*	*	*	6-22	1
C	PAOZZ	2590-670-5763	CABLE ASSEMBLY: power plant ground, 10950992 (19207)		EA	1	*	*	*	*	6-22	17
C	PAOZZ	5340-434-8898	CLIP, SPRING TENSION: front lighting cable, MS51928-10 (96906)	A	EA	3	*	*	*	*	6-23	1
C	PAOZZ	5340-434-8898	CLIP, SPRING TENSION: front lighting cable, MS51928-10 (96906)	A	EA	1	*	*	*	*	6-23	9
C	PAOZZ	2590-670-5763	CABLE ASSEMBLY: power plant ground, 10950992 (19207)		EA	1	*	*	*	*	6-23	19
R	PAOZZ	5340-331-4771	CLIP, SPRING TENSION: front lighting cable, MS51928-5 (96906)	B	EA	3	*	*	*	*	6-24	1
C	PAOZZ	5340-434-8898	CLIP, SPRING TENSION: front lighting cable, MS51928-10 (96906)	B	EA	5	*	*	*	*	6-24	2
R	PAOZZ	5325-098-3377	GROMMET, RUBBER: split, general purpose, front lighting composite light lead, MS35490-19 (96906)	B	EA	2	*	*	*	*	6-24	8
C	PAOZZ	2590-670-5763	CABLE ASSEMBLY: power plant ground, 10950992 (19207)		EA	1	*	*	*	*	6-24	18
C	PAOZZ	5975-984-6582	STRAP: rear cable retaining MS3367-1-0 (96906)	A	EA	2	*	*	*	*	6-25	9
C	XDOZZ		GROMMET, RUBBER: split, general purpose rear cable assembly, MS35490-19 (96906)	B	EA	4	*	*	*	*	6-26	1
C	PAOZZ	5975-984-6582	STRAP, TIEDOWN: rear cable retaining, MS3367-1-0 (96906)	B	EA	2	*	*	*	*	6-26	10
R	PAOZZ	6145-772-0853	WIRE, ELECTRICAL: low tension waterproof, unshielded, No. 14 awg, 0.160 in. dia. trailer receptacle, 7720853 (19207)		FT	V	*	*	*	*	6-27	3
R	PAOZZ	5935-572-9180	SHELL, SHIELD: trailer receptacle connector, 8338566 (19207)		EA	5	*	*	*	*	6-27	4
R	PAOZZ	5999-057-2929	CONTACT, ELECTRICAL CONDUCTOR: snap type, 15 amp, 14 awg, trailer receptacle, MS27148-2 (96906)		EA	5	*	*	*	*	6-27	5
C	PAOZZ	5310-393-6685	NUT, ELECTRICAL CONNECTOR: trailer receptacle grommet retaining, 7723309 (72869)		EA	1	*	*	*	*	6-27	8
R	PAOZZ	5340-090-5426	GROMMET, RUBBER: electrical connector, twelve 0.118 in. cable holes, 1.360 in. od, 7722323 (19207)		EA	1	*	*	*	*	6-27	9
R	PAOZZ	5935-846-3884	CONNECTOR, RECEPTACLE: electrical, trailer coupling, 12 contact. intervehicular, 24 volt, waterproof, MS75021-2 (96906)		EA	1	*	*	*	*	6-27	10
Page 118 GROUP 0700												
C	XBOZZ		WASHER, FLAT: parking brake retaining (see group 1201), 7046603 (19207)		EA	1	*	*	*	*	7-1	2
C	PAOZZ	5365-476-1028	PLUG, MACHINE THREAD: transmission filler and drain, MS35844-5 (96906)		EA	1	*	*	*	*	7-1	5
R	PAOZZ	2530-678-3008	BOOT: transmission shift lever at tunnel cover, (**parts kit 2540-887-1343) 8754098 (19207)		EA	1	*	*	*	*	7-1	9
Page 118 GROUP 0800												
R	PAOZZ	5365-476-1028	PLUG, MACHINE THREAD: transfer case drain, MS35844-5 (96906)		EA	1	*	*	*	*	8-1	1
GROUP 0803												
C	PAOZZ	2530-470-1525	SHIELD DUST: transfer and brake lever (use with lever 11598960 only) 11644833 (19207)		EA	1	*	*	*	*	12-2	1.3

(1) SMR Code	(2) Federal Stock Number	(3) Description Reference number & mfr Code	(4) Unit Of Meas.	(5) Qty Inc In Unit	(6) 15-day organizational Maintenance alw				(7) Illustration		
					(a) 1-5	(b) 6-20	(c) 21-50	(d) 51-100	(a) Figure No.	(b) Item No.	
R	PAOZZ	5305-225-9092	Page 121 GROUP 0900 4—SCREW, CAP, HEXAGON HEAD: carb-s, cd-pltd, 5/16 x 24 UNF-2A x 1-3/8 in. lg., MS90726-37 (96906)	EA	16	*	*	*	*	9-1	1.3
R	PAOZZ	5365-476-1028	Page 123 GROUP 1002 PLUG, MACHINE THREAD: differential drain and fill, MS35844-5 (96906)	EA	2	*	*	*	*	10-1	13
R	PAOZZ	5330-678-1759	Page 125 GROUP 1004 1—SEAL, PLAIN, ENCASED: 7996804 (19207)	EA	2	*	*	*	*	10-2	4.1
C	PAOZZ	5330-151-4056	PACKING, PREFORMED: universal joint yoke, 7059815 (19207)	EA	2	*	*	*	*	10-2	5
R	PAOZZ	5306-165-8113	BOLT, RIBBED SHOULDER: wheel spindle 8342318 (19207)	EA	10	*	*	*	*	10-2	12
R	PAOZZ	5306-177-5602	BOLT, SHOULDER: wheel spindle 11630596 (19207)	EA	10	*	*	*	*	10-2	12
C	PAOZZ	2590-861-9989	NUT: lifting eye air drop 10885047 (19207)	EA	2	*	*	*	*	10-2	10
R	PAOZZ	5365-476-1028	Page 128 GROUP 1102 PLUG, MACHINE THREAD: differential drain and fill, MS35844-5 (96906)	EA	2	*	*	*	*	11-1	11

Page 129. Figure 11-1 is superseded as follows:



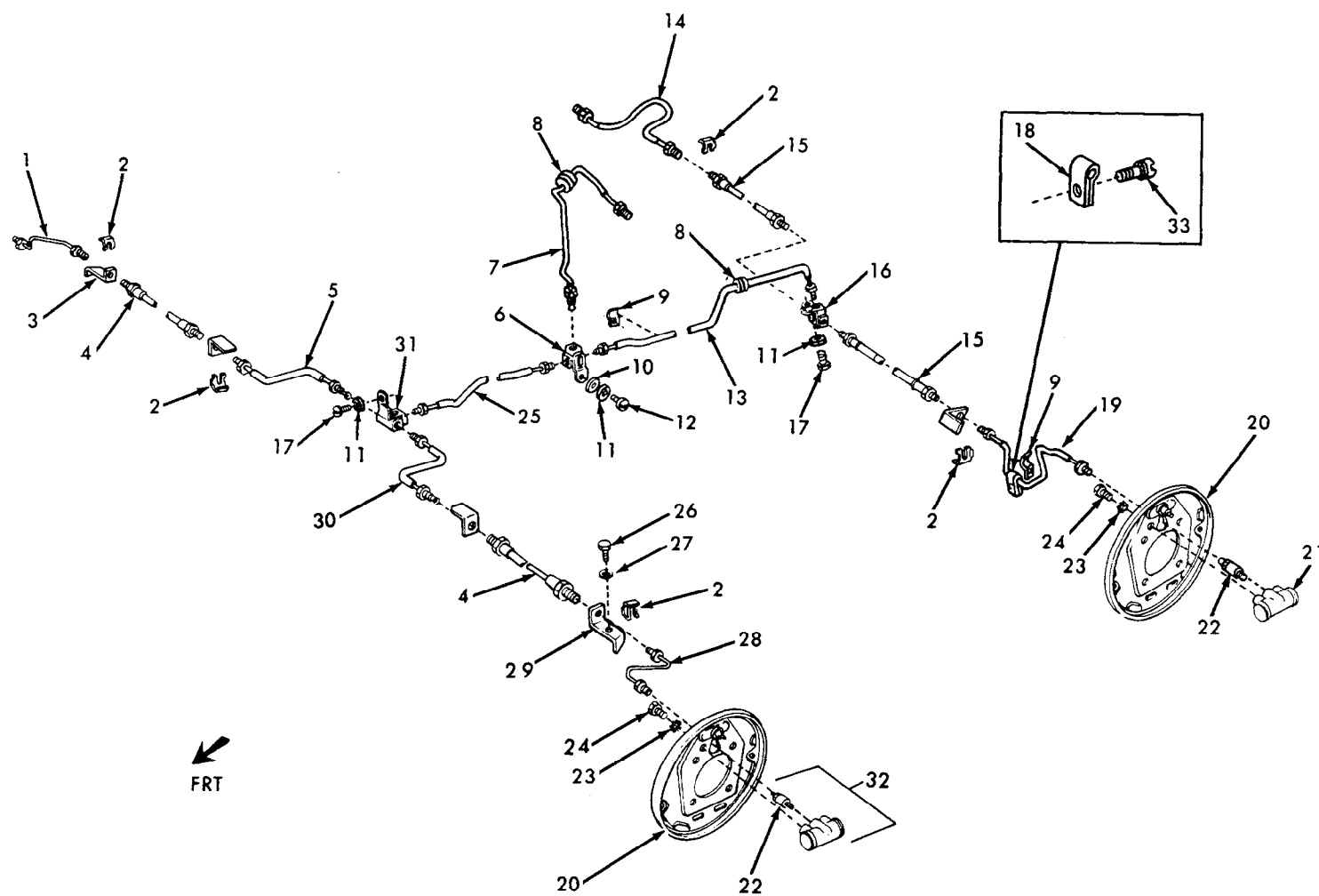
TA 011106

Figure 11-1. Rear differential assembly.

(1) SMR Code	(2) Federal Stock Number	(3) Description Reference number & mfr Code	(4) Unit Of Meas.	(5) Qty Inc In Unit	(6) 15-day organizational Maintenance alw				(7) Illustration		
					(a) 1-5	(b) 6-20	(c) 21-50	(d) 51-100	(a) Figure No.	(b) Item No.	
GROUP 1102—Continued											
N	PAOZZ	5310-935-3607	NUT, SELF-LOCKING, FLANGED: carb-s, cd-pltd, 7/16-20 UNF-2B, differential mounting, MS51988-10 (96906)	EA	3	*	*	*	*	11-1	14
N	PAOZZ	5310-753-4160	WASHER, FLAT: differential mounting, 7046648 (19207)	EA	3	*	*	*	*	11-1	15
Page 130 GROUP 1104											
R	PAOZZ	5330-678-1759	1—SEAL, PLAIN, ENCASED: 7996804 (19207)	EA	2	*	*	*	*	11-2	6.1
C	PAOZZ	5306-165-8113	BOLT, RIBBED SHOULDER: wheel spindle, 8342318 (19207)	A	EA	10	*	*	*	11-2	12
C	PAOZZ	5306-177-5602	BOLT, SHOULDER: wheel spindle, 11630596 (19207)	B	EA	10	*	*	*	11-2	12
Page 132 GROUP 1201											
C	PAOZZ	2590-861-9989	NUT: lifting eye, air drop 10885047 (19207)	EA	2	*	*	*	*	10-2	10
R	PAOZZ	5305-019-1676	BOLT ASSEMBLED WASHER: parking brake support, 191676 (24617)	EA	2	*	*	*	*	12-1	9
R	PAOZZ	5360-678-3105	SPRING, HELICAL EXTENSION: adjusting, parking brake, 8754285 (19207)	EA	1	*	*	*	*	12-1	10
R	PAOZZ	5365-150-7853	SPACER, PLATE: parking brake, 8754354 (19207)	EA	1	*	*	*	*	12-1	13
C	XBOZZ		WASHER, FLAT: parking brake drum retaining, 7046603 (19207)	EA	1	*	*	*	*	7-1	2
C	PAOZZ	2530-470-1525	1—SHIELD, DUST: transfer and brake levers (used with lever 11598960 only), 11644833 (19207)	EA	1	*	*	*	*	12-2	1.3
C	PAOZZ	5315-754-0848	1—PIN, CLEVIS: MS35810-3 (96906)	EA	1	*	*	*	*	12-2	1.7
C	KFOZZ	2530-678-2971	BOOT: (**parts kit 2540-889-1343), 8754289 (19207)	A	EA	1	*	*	*	12-2	2
R	PAOZZ	5360-973-3187	SPRING, HELICAL EXTENSION: parking brake release, 10921895 (19207)	A	EA	1	*	*	*	12-2	11
Page 136 GROUP 1202											
N	PAOZZ		KIT REPAIR, SERVICE BRAKE: 5704605 (19207)	EA	1	*	*	*	*		
Composed of:											
C	PAOZZ	2530-176-3287	4—SHOE & LINING ASSEMBLY: wheel brake, 11660466 (19207)	EA	4	*	*	*	*	12-3	3
N	KFOZZ		1—INSTRUCTION SHEET: service brake kit 11614279 (19207)								
C	PAOZZ	5360-678-3103	SPRING, HELICAL EXTENSION: 7025883 (19207)	EA	2	*	*	*	*	12-3	4.1
C	PAOZZ	5360-678-3104	SPRING, HELICAL EXTENSION: 7025881 (19207)	EA	2	*	*	*	*	12-3	4.2
C	PAOZZ	5360-664-5344	SPRING, RETURN: 5303469 (19207)	EA	1	*	*	*	*	12-3	4.3
Page 138 GROUP 1204											
R	PAOZZ	2530-678-1879	CONNECTOR, MULTIPLE, FLUID PRESSURE LINE: intermediate brake tube, 7345125 (19207)	EA	1	*	*	*	*	12-4	6
NOTE: Brake shoe and lining assembly, FSN 2530-176-3287, will issue one shoe.											
C	PAOZZ	2530-670-5947	TUBE ASSEMBLY, METAL: brake master cylinder outlet, 7345124 (19207)	A	EA	1	*	*	*	12-4	7
C	PAOZZ	5325-832-7445	GROMMET, PLASTIC: master cylinder outlet tube 11598976 (19207)	A	EA	1	*	*	*	12-4	8
ADD USABLE ON CODE A TO FIG. 12-4, ITEM 9.											
C	PAOZZ	2530-670-5951	TUBE ASSEMBLY, METAL: rear brake, right hand, 7345139 (19207)	A	EA	1	*	*	*	12-4	12

(1) SMR Code	(2) Federal Stock Number	(3) Description		(4) Unit Of Meas.	(5) Qty Inc In Unit	(6) 15-day organizational Maintenance alw				(7) Illustration	
						(a) 1-5	(b) 6-20	(c) 21-50	(d) 51-100	(a) Figure No.	(b) Item No.
		Reference number & mfr Code	Usable on code								
		GROUP 1204—Continued									
C	PAOZZ	2530-670-5967	TUBE ASSEMBLY, METAL: rear brake, left hand, 7345138 (19207)	A	EA	1	*	*	*	*	12-4 16
C	XBOZZ		BRACKET: brake hose, front right, 8712394 (19207)		EA	1	*	*	*	*	12-5 3
R	PAOZZ	2530-678-1879	CONNECTOR, MULTIPLE, FLUID PRESSURE LINE: intermediate brake tube, 7345125 (19207)		EA	1	*	*	*	*	12-5 6
C	PAOZZ	5310-821-6269	WASHER, LOCK: for 1/4 screw size, connector retaining (1) and junction block attaching (2), MS35334-19 (96906)	B	EA	3	*	*	*	*	12-5 11
N	PAOZZ	5305-068-0501	SCREW, CAP, HEXAGON HEAD: carb-s, cd-pltd, 1/4-20 UNC-2A x 5/8 in. lg., junction block attaching, MS90725-5 (96906)	B	EA	2	*	*	*	*	12-5 17
			DELETE SCREW, LOCKWASHER, 423476.								
C	PAOZZ	4730-176-9488	FITTING BLOCK ASSEMBLY: front brake lines, 11639778 (19207)	B	EA	1	*	*	*	*	12-5 31

42 Page 143. Figure 12-5 is superseded as follows:



TA 011117

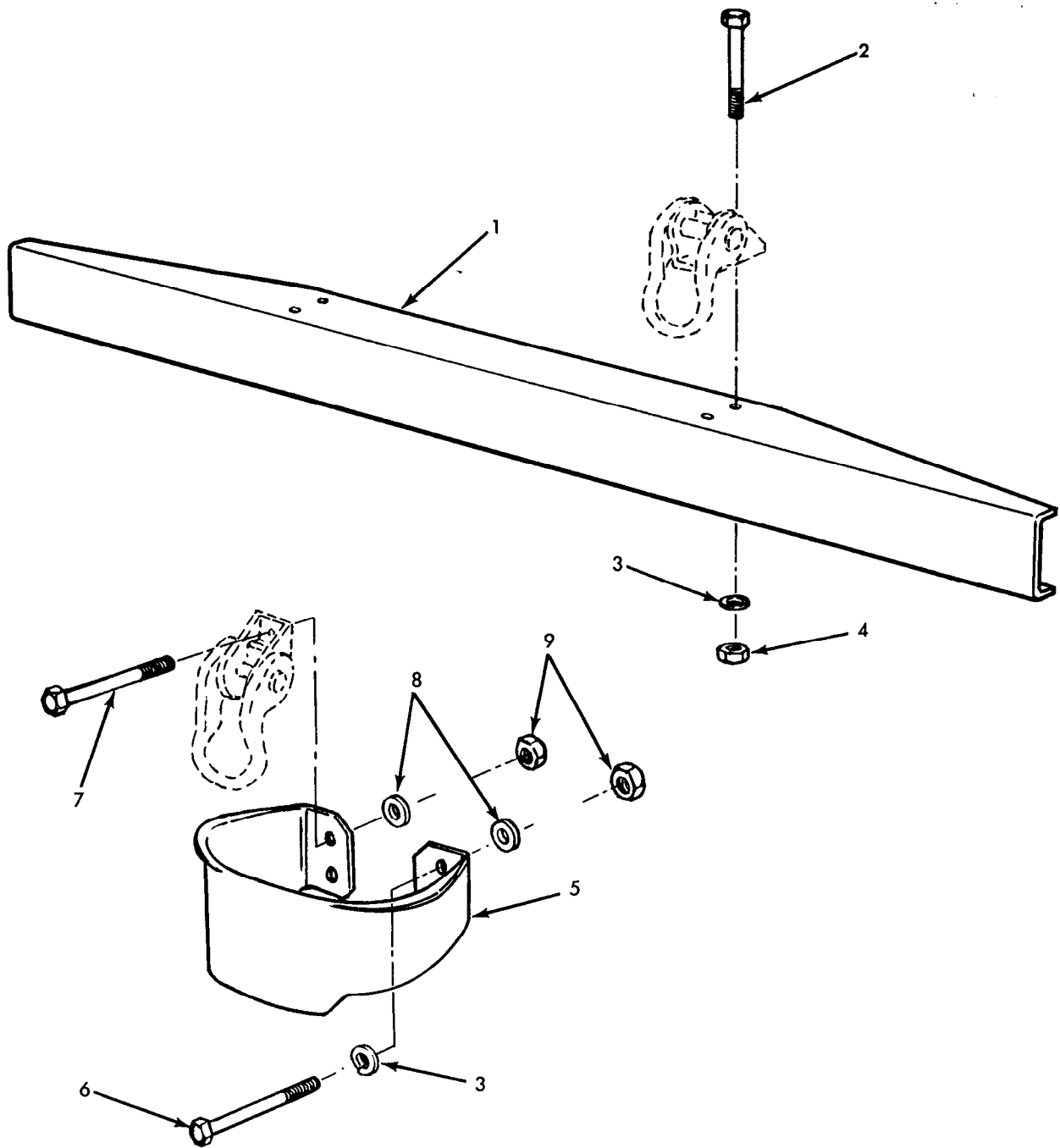
Figure 12-5. Brake lines and wheel cylinders (M151A2, M825, and M718A1).

(1) SMR Code	(2) Federal Stock Number	(3) Description Reference number & mfr Code	(4) Unit Of Meas.	(5) Qty Inc In Unit	(6) 15-day organizational Maintenance alw				(7) Illustration	
					(a) 1-5	(b) 6-20	(c) 21-50	(d) 51-100	(a) Figure No.	(b) Item No.
GROUP 1204—Continued										
PAOZZ	3120-182-8471	BEARING, SLEEVE: clutch shaft, 10885517 (19207)	EA	2	*	*	*	*	12-6	4
PAOZZ	2540-150-7847	PEDAL, BRAKE, VEHICULAR: hydraulic, 10885504 (19207)	A	EA	1	*	*	*	12-6	9
PAOZZ	5310-777-0223	WASHER, FLAT: brake, master cylinder outlet, 5160323 (19207)	EA	1	*	*	*	*	12-6	13
PAOZZ	5305-042-5639	SCREW ASSEMBLED WASHER: brake and clutch pedal, 425639 (21450)	A	EA	4	*	*	*	12-6	17
PAOZZ	2530-177-7977	PEDAL, CLUTCH: 10885508 (19207)	EA	1	*	*	*	*	12-6	20
XDOZZ		SCREW ASSEMBLED WASHER: brake and clutch pedal support attaching, 425643 (24150)	A	EA	1	*	*	*	12-6	25
PAOZZ	5360-678-1306	SPRING, HELICAL EXTENSION: brake pedal retracting, (see group 1206), 8754523 (19207)	EA	1	*	*	*	*	12-6	26
PAOZZ	3120-182-8471	BEARING, SLEEVE: clutch shaft, 10885517 (19207)	EA	2	*	*	*	*	12-7	4
PAOZZ	5310-777-0223	WASHER, FLAT: brake master cylinder outlet, 5160323 (19207)	EA	1	*	*	*	*	12-7	14
PAOZZ	4730-421-9087	PLUG, PIPE: hexagon recess, 1/8-27 NPTF, brake master cylinder outlet line connector, MS49005-2 (96906)	B	EA	1	*	*	*	12-7	16
PAOZZ	2530-177-7977	PEDAL, CLUTCH: 10885508 (19207)	EA	1	*	*	*	*	12-7	20
PAOZZ	5360-678-1306	SPRING, HELICAL EXTENSION: brake pedal retracting, (see Group 1206), 8754523 (19207)	EA	1	*	*	*	*	12-7	26
PAOZZ	5930-207-9422	SWITCH ROTARY, STOPLIGHT: mechanically actuated, 11663279 (19207) DELETE FSN 5930-796-8845, SWITCH, ROTARY, MS75064-1. DELETE FSN 1015-833-8566 SHELL, SHIELD, 8338566, FIG. 12-7, ITEM 40. DELETE FSN 5310-833-8567 WASHER, SLOTTED, 8338567, FIG. 12-7, ITEM 41.	B	EA	1	*	*	*	12-7	37
Page 150 GROUP 1206										
PAOZZ	5360-678-1306	SPRING, HELICAL EXTENSION: brake pedal retracting, 8754523 (19207)	EA	1	*	*	*	*	12-6	26
PAOZZ	5340-678-1431	BUMPER, RUBBER: brake pedal, 8754527 (19207)	EA	2	*	*	*	*	12-6	31
Page 150 GROUP 1301										
PAOZZ	5306-832-6190	BOLT, MACHINE: upper arm to crossmember, 8754891 (19207)	EA	4	*	*	*	*	13-1	1
PAOZZ	5310-982-4908	NUT, SELF-LOCKING, HEXAGON: 3/8-24 UNF-3B, lower and upper socket retaining, MS21045-6 (96906) DELETE NUT, SELF-LOCKING, MS20365-624C, FSN 5310-275-2088.	EA	12	*	*	*	*	13-1	3
PAOZZ	2530-176-3343	BALL JOINT: suspension, upper arm, front, 11640670 (19207)	EA	2	*	*	*	*	13-1	4
PAOZZ	5315-839-5822	PIN, COTTER: front suspension lower and upper ball joints MS24665-353 (96906)	EA	4	*	*	*	*	13-1	1
PAOZZ	2530-176-3344	BALL JOINT: suspension, lower arm, front, 11640669 (19207)	EA	2	*	*	*	*	13-1	12
XDOZZ		ARM ASSEMBLY: front suspension, upper left hand 8754159 (19207)	EA	1					13-1	21

(1) SMR Code	(2) Federal Stock Number	(3) Description Reference number & mfr Code	(4) Unit Of Meas.	(5) Qty Inc In Unit	(6) 15-day organizational Maintenance alw				(7) Illustration		
					(a) 1-5	(b) 6-20	(c) 21-50	(d) 51-100	(a) Figure No.	(b) Item No.	
		GROUP 1301—Continued									
N	PAOZZ	5310-982-4908	NUT, SELF-LOCKING, HEXAGON: 3/8-24 UNF-3B, rear bracket (3) and front bracket (4), MS21045-6 (96906) DELETE NUT, SELF-LOCKING, MS20365-624C, FSN 5310-275-2088.	EA	7	*	*	*	*	13-2	4
	KFOZZ		2—BUSHING: 10885163 (19207)							13-2	5.4
C	PAOZZ	2510-150-7848	ARM, VEHICULAR: rear suspension left, 11598951-1 (19207)	A	EA	1	*	*	*	13-2	11
C	PAOZZ	2510-150-7849	ARM, VEHICULAR: rear suspension, right, 11598951-2 (19207)	A	EA	1	*	*	*	13-2	11
R	PAOZZ	2530-150-7854	RETAINER: rear suspension bumper, 8754731 (19207)	A	EA	4	*	*	*	13-2	12
R	PAOZZ	5340-678-3126	BUMPER, RUBBER: rear suspension, 8754732 (19207)	A	EA	4	*	*	*	13-2	13
		Page 157 GROUP 1311									
R	PAOZZ	2530-678-2974	NUT, WHEEL, VEHICULAR: hexagon head, 7/16-20 UNF-3B, right hand thread, MS53069-1 (96906) DELETE FSN 2530-678-2074. NUT, 8342315.	A	EA	20	*	*	*	13-4	1
		GROUP 1313									
C	PAOZZ	2540-177-7235	CHAIN ASSEMBLY: single tire, type ts, 7.00 x 16 tire size, MS500055-53 (96906)	EA	4	*	*	*	*	13-4	7
		Page 161 GROUP 1401									
C	PAOZZ	5310-842-1490	NUT, SLOTTED, HEXAGON: steering tie rod MS35692-37 (96906)	EA	6	*	*	*	*	14-1	7
R	PAOZZ	5310-126-3842	NUT, PLAIN, HEXAGON: steering wheel retaining, 7063812 (19207) ADD LISTING, GROUP 1501, FOR FIG. 15-0 AS FOLLOWS: GROUP 1501—FRONT BUMPER AND REAR BUMPERETTES, FIG. 15-0	EA	1	*	*	*	*	14-2	3
N	XBOZZ		BUMPER, FRONT: vehicular, 8712348 (19207)	EA	1	*	*	*	*	15-0	1
C	PAOZZ	5305-710-4204	SCREW, CAP, HEXAGON HEAD: carb-s, cd-pltd, 7/16-20 UNF-2A x 3 3/4 in. lg., to attach front bumper and lifting eye bracket, MS90726-98 (96906)	EA	4	*	*	*	*	15-0	2
C	PAOZZ	5310-209-0965	WASHER, LOCK: for 7/16 screw size, to attach front bumper and lifting eye bracket (4); and rear bumperette (8—M151A2 and M825 only), MS35338-47 (96906)	EA	12	*	*	*	*	15-0	3
N	PAOZZ	5310-880-7745	NUT, PLAIN, HEXAGON: carb-s, cd-pltd, 7/16-20 UNF-2B, to attach front bumper and lifting eye bracket, MS51968-11 (96906)	EA	4	*	*	*	*	15-0	4
N	PAOZZ	2540-248-1267	BUMPERETTE, REAR: vehicular, 8754890 (19207)	T	EA	2	*	*	*	15-0	5
N	PAOZZ	5305-710-4199	SCREW, CAP, HEXAGON HEAD: carb-s, cd-pltd, 7/16-20 UNF-2A x 2 1/2 in. lg, to attach bumperette, rear rh and lh, MS90726-93 (96906)	J	EA	4	*	*	*	15-0	6
N	PAOZZ	5305-710-4208	SCREW, CAP, HEXAGON HEAD: carb-s, cd-pltd, 7/16-20 UNF-2A x 5 in. lg, to attach bumperette, rear rh and lh, MS90726-103 (96906)	N	EA	8	*	*	*	15-0	6

(1) SMR Code	(2) Federal Stock Number	(3) Description Reference number & mfr Code		(4) Unit Of Meas.	(5) Qty Inc In Unit	(6) 15-day organizational Maintenance alw				(7) Illustration		
						(a) 1-5	(b) 6-20	(c) 21-50	(d) 51-100	(a) Figure No.	(b) Item No.	
GROUP 1501—Continued												
N	PAOZZ	5305-069-5579	SCREW, CAP, HEXAGON HEAD: carb-s, cd-pltd, 7/16-14 UNC-2A x 3 in. lg, to attach bumperette, rear rh and lh, MS90725-95 (96906)	R	EA	8	*	*	*	*	15-0	6
N	PAOZZ	5305-050-1076	SCREW, CAP, HEXAGON HEAD: carb-s, cd-pltd, 7/16-14 UNC-2A x 1½ in. lg, to attach bumperette, rear rh and lh, MS90725-89 (96906)	L	EA	8	*	*	*	*	15-0	6
N	PAOZZ	5305-710-4200	SCREW, CAP, HEXAGON HEAD: carb-s, cd-pltd, 7/16-20 UNF-2A x2-3/4 in. lg, to attach bumperette, rear rh and lh, MS90726-94 (96906)	J	EA	4	*	*	*	*	15-0	7
N	PAOZZ	5310-809-4085	WASHER, FLAT: for 7/16 screw size, to attach bumperette, rear rh and lh, MS27183-16 (96906)	M	EA	8	*	*	*	*	15-0	8
N	PAOZZ	5310-088-0552	NUT, SELF-LOCKING, HEXAGON: carb-s, cd-pltd, 7/16-20 UNF-3B to attach bumperette, rear rh and lh, MS21044N7 (96906)	M	EA	8	*	*	*	*	15-0	9

Figure 15-0 is added as follows:

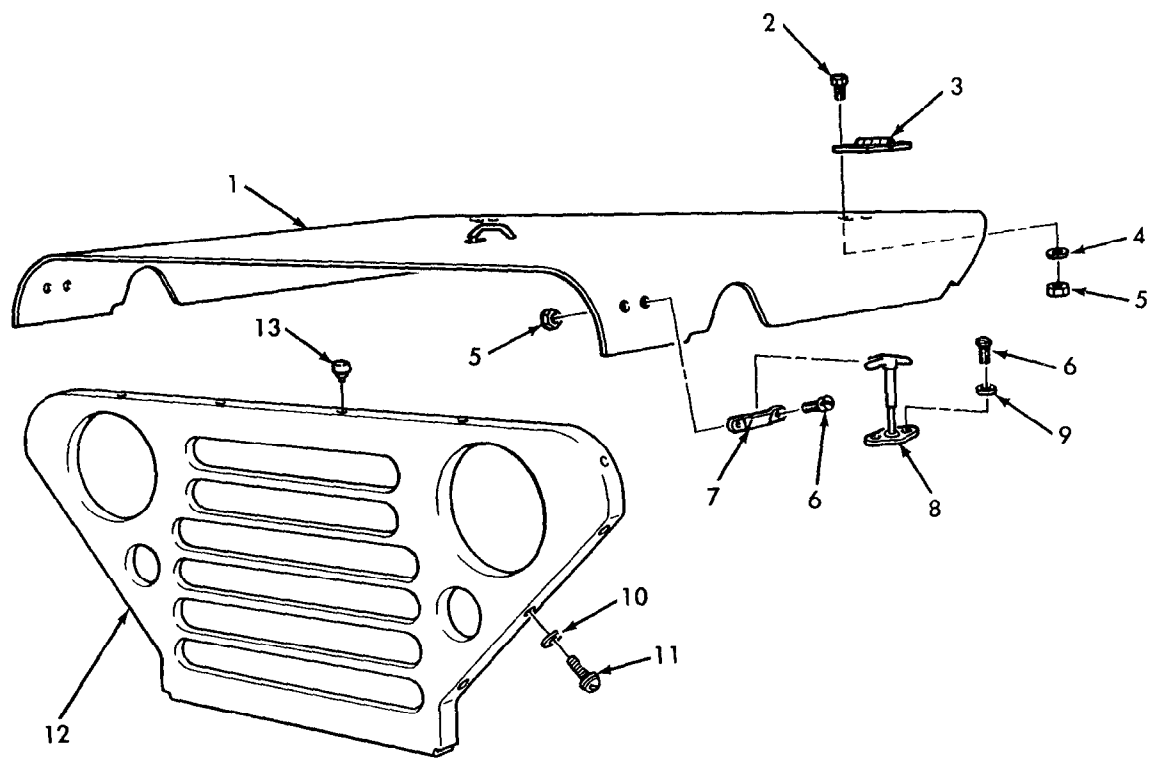


TA 011114

Figure 15-0. Front bumper and rear bumperettes.

(1) SMR Code	(2) Federal Stock Number	(3) Description Reference number & mfr Code	Usable on code	(4) Unit Of Meas.	(5) Qty Inc In Unit	(6) 15-day organizational Maintenance alw				(7) Illustration	
						(a) 1-5	(b) 6-20	(c) 21-50	(d) 51-100	(a) Figure No.	(b) Item No.
		Page 163 GROUP 1503									
R	PAOZZ	5310-732-0560	NUT, PLAIN, HEXAGON: carb-s, cd-pltd, ½-20 UNF-2B, pintle mounting, MS51968-14 (96906)	EA	4	*	*	*	*	15-1	1
R	PAOZZ	2540-835-9039	PINTLE ASSEMBLY: towing, MS51335-2 (96906)	EA	1	*	*	*	*	15-1	3
R	PAOZZ	5305-716-8180	SCREW, CAP, HEXAGON HEAD: carb-s, cd-pltd, ½-20 UNF-2A x 3 in. lg, pintle mounting, MS90726-119 (96906)	S	EA	2	*	*	*	15-1	5
R	PAOZZ	5365-803-7301	RING, RETAINING: pintle latch pin and lock pin, MS16624-1050 (96906)	EA	2	*	*	*	*	15-1	7
C	PAOZZ	5310-088-0552	NUT, SELF-LOCKING, HEXAGON: 7/16-20 UNF-3B, rear lifting eye bracket mounting, MS21044N7 (96906)	M	EA	4	*	*	*	15-3	1
R	PAOZZ	5310-595-7486	WASHER, SPRING TENSION: rear lifting eye attaching, 7716721 (19207)	O	EA	2	*	*	*	15-3	9
		Page 169 GROUP 1504									
N	PAOZZ	2530-350-8707	NUT, WHEEL: vehicular, spare tire clamp, MS53069-1 (96906)	J	EA	1	*	*	*	22-5	11
R	PAOZZ	5305-961-8374	DELETE NUT, WHEEL, 8342315, FSN 2530-678-2974.	H	EA	3	*	*	*	22-5	10
R	PAOZZ	2510-156-9290	SCREW ASSEMBLED WASHER: spare tie mounting, 8389357 (19207)	J	EA	1	*	*	*	22-6	6
R	PAOZZ	2510-973-2506	BRACKET: spare wheel 10885153 (19207)	F	EA	1	*	*	*	22-5	12
		COLUMN 7, change fig. 13-2, item 9 (SPRING 11639643) to read fig. 13-3, item 6									
		OVERLOAD KIT: rear suspension spring, 10921883 (19207)									
		GROUP 1604									
C	XDOZZ	BRACKET ASSEMBLY: front shock absorber mounting, 7331162 (19207)		EA	2	*	*	*	*	16-2	6
C	PAOZZ	5310-982-5012	NUT, SELF-LOCKING, HEXAGON: ¾-15 UNF-3B, to attach shock absorber, MS21045-12	B	EA	4	*	*	*	16-2	17
		Page 173 GROUP 1801									
		LISTING FOR FIG. 18-1 IS SUPERSEDED AS FOLLOWS:									
		HOOD, BRUSH GUARD, AND RELATED PARTS, FIG. 18-1									
N	PAOZZ	2510-177-7871	PANEL ASSEMBLY, HOOD: 8754805 (19207)	EA	1	*	*	*	*	18-1	1
C	PAOZZ	5305-068-0502	SCREW, CAP, HEXAGON HEAD: carb-s, cd-pltd, ¼-20 UNC-2A x ¾ in. lg, to attach hinge to hood (6) and hood hinge to body (6), MS90725-6 (96906)	EA	12	*	*	*	*	18-1	2
C	PAOZZ	5340-181-8226	HINGE, HOOD: 8754723 (19207)	EA	2	*	*	*	*	18-1	3
N	PAOZZ	5310-809-4058	WASHER, FLAT: for ¼ screw size, to attach hinge to hood (6), and hood hinge to body (6), MS27183-10 (96906)	EA	12	*	*	*	*	18-1	4
N	PAOZZ	5310-088-1251	NUT, SELF-LOCKING: carb-s, cd-pltd, ¼-20 UNC-2B, to attach hinge to hood (6), hood hinge to body (6), and hood catch bracket to hood (4), MS51922-1 (96906)	EA	16	*	*	*	*	18-1	5
N	PAOZZ	5305-988-1723	SCREW, MACHINE: ¼-20 UNC-2A x ½ in. lg, hood catch bracket to hood (4), and hood catch assembly to fender (4), MS35206-279 (96906)	EA	8	*	*	*	*	18-1	6

Page 174. Figure 18-1 is superseded as follows:

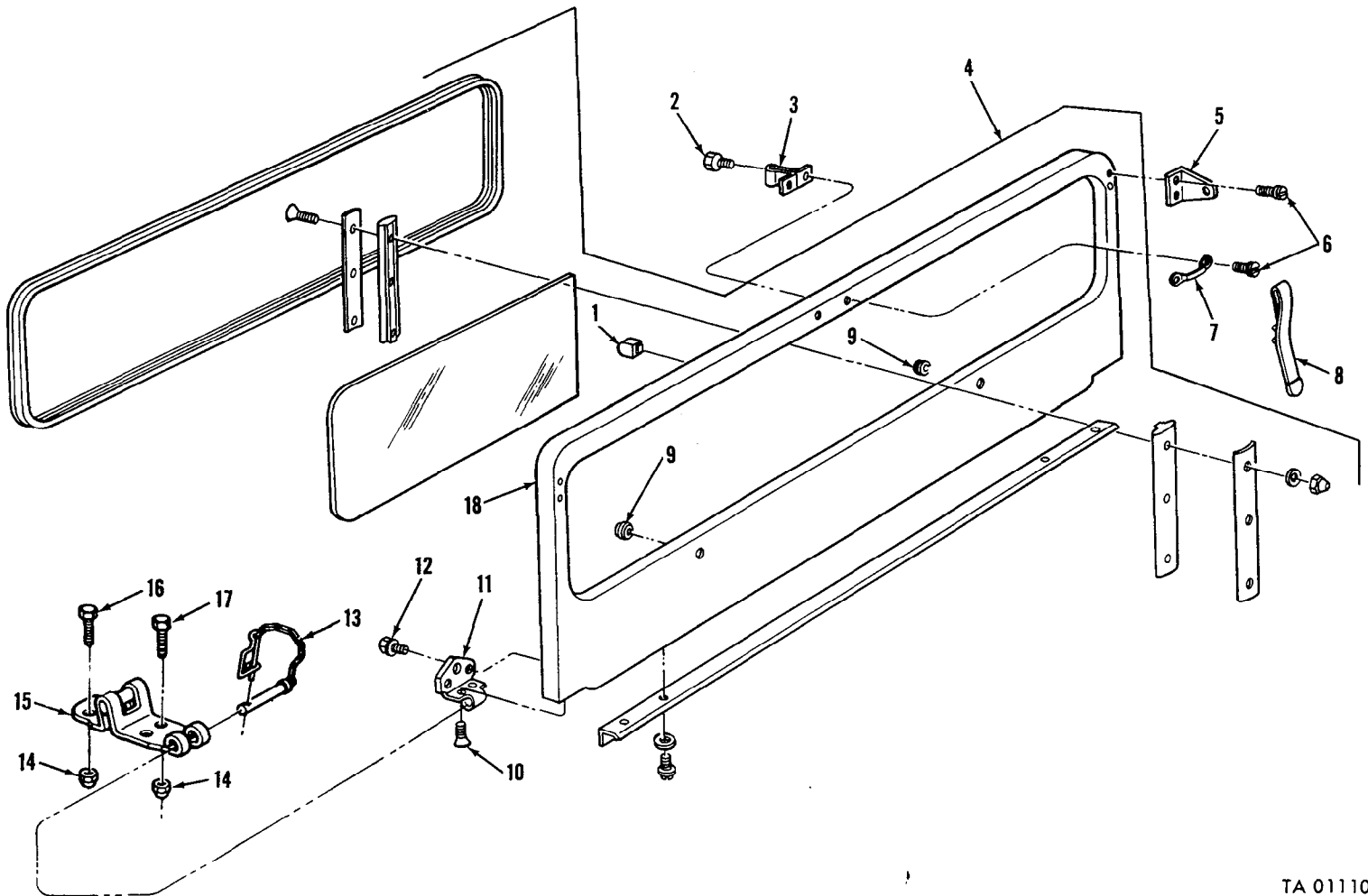


TA 011118

Figure 18-1. Hood, brush guard, and related parts.

(1) SMR Code	(2) Federal Stock Number	(3) Description Reference number & mfr Code	(4) Unit Of Meas.	(5) Qty Inc In Unit	(6) 15-day organizational Maintenance alw				(7) Illustration	
					(a) 1-5	(b) 6-20	(c) 21-50	(d) 51-100	(a) Figure No.	(b) Item No.
GROUP 1801, FIG. 18-1—Continued										
PAOZZ	5340-177-8114	BRACKET, ANGLE: windshield top horizontal rod, 7331320 (19207)	EA	2	*	*	*	*	18-2	5
PAOZZ	5340-753-3740	STRAP ASSEMBLY: windshield tiedown, cotton webbing, (optional), 7331195 (19207)	EA	1	*	*	*	*	18-2	8
PAOZZ	5305-019-1677	SCREW ASSEMBLED WASHER: to attach hinge to windshield, 191677 (21450)	A	EA	6	*	*	*	18-2	12
PAOZZ	2540-165-4041	PIN ASSEMBLY, CLEVIS: windshield hinge, 7331383 (19207)	EA	2	*	*	*	*	18-2	13
PAOZZ	5310-984-3806	NUT, SELF-LOCKING, HEXAGON: carb-s, cd-pltd, 5/16-18 UNC, to attach windshield hinge to cowl, MS51922-9 (96906)	EA	8	*	*	*	*	18-2	14
XBOZZ		HINGE ASSEMBLY, WINDSHIELD: 8754846 (19207)	A	EA	2	*	*	*	18-2	15
PAOZZ	5306-225-8497	BOLT, MACHINE, HEXAGON HEAD: carb-s, cd-pltd, 5/16-18 UNC-2A x 3/4 in. lg, to attach windshield hinge to cowl (left side only), MS90725-32 (96906)	EA	2	*	*	*	*	18-2	16
PAOZZ	5306-225-8498	BOLT, MACHINE: 5/16-18 UNC-2A x 7/18 in. lg, to attach windshield hinge to cowl, MS90725-33 (96906)	EA	6	*	*	*	*	18-2	17
PAOZZ	2920-168-9829	FRAME, WINDSHIELD: VEHICLE 7331178 (19207)	EA	1					18-2	18
PAOZZ	5340-093-5789	STUD, FRICTION CATCH: windshield hood, 11644916 (19207)	B	EA	1	*	*	*	18-3	2
PAOZZ	5340-177-8114	BRACKET, ANGLE: windshield top horizontal rod, 7331320 (19207)	EA	2	*	*	*	*	18-3	4

Page 176. Figure 18-2 is superseded as follows:



TA 011103

Figure 18-2. Windshield assembly and related parts (M151, M151A1, M151A1C and M718).

Page 184. Figure 18-6 is superseded as follows:

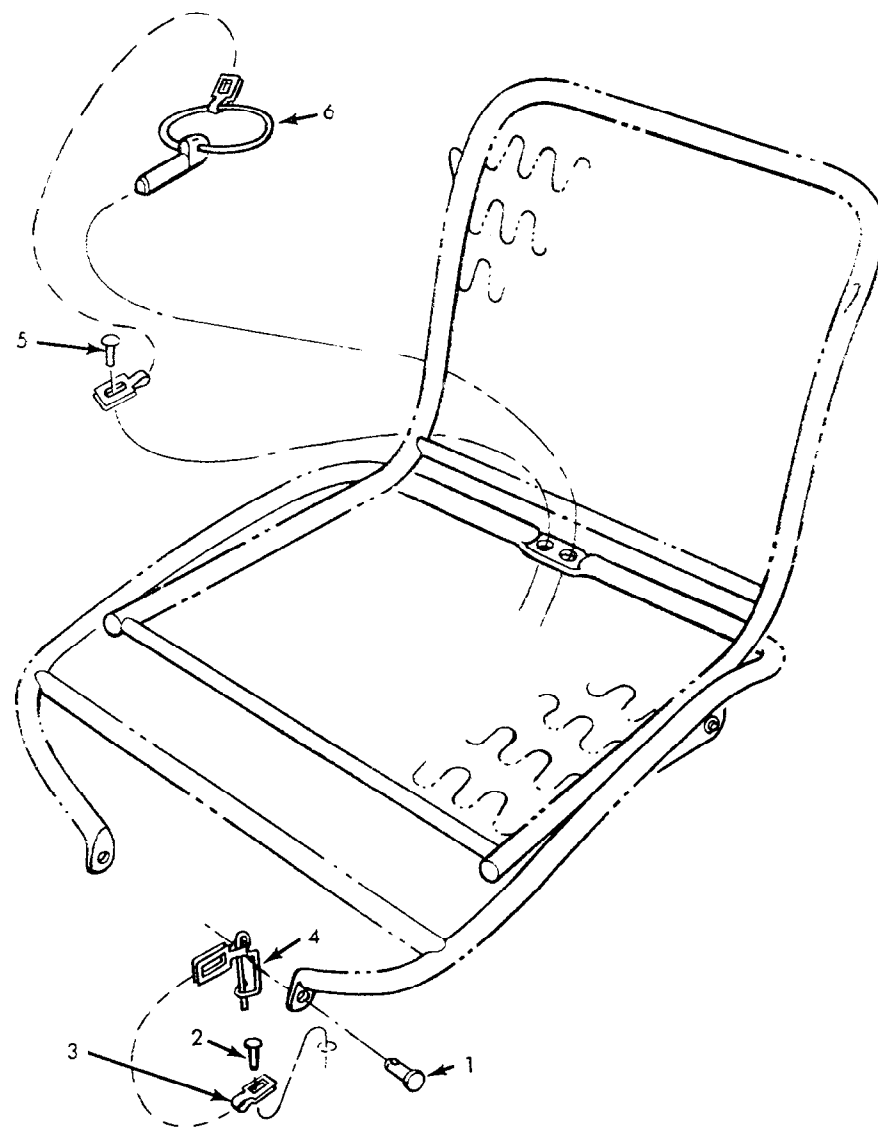


Figure 18-6. Front seat retaining pins.

TA 011113

(1) SMR Code	(2) Federal Stock Number	(3) Description Reference number & mfr Code	(4) Unit Of Meas.	(5) Qty Inc In Unit	(6) 15-day organizational Maintenance alw				(7) Illustration			
					(a) 1-5	(b) 6-20	(c) 21-50	(d) 51-100	(a) Figure No.	(b) Item No.		
		Page 185 GROUP 1808										
N	PAOZZ	5340-168-7112	STRAP, WEBBING: safety belt rear, (nylon), 11630579-2 (19207)	C	EA	1	*	*	*	*	18-7	9
C	MFOZZ		STRAP ASSEMBLY: webbing (nylon), w/buckle, 11630491-1 (19207)	C	EA	6					18-8	6
C	MFOZZ		STRAP ASSEMBLY: webbing (nylon), w/buckle, and end clip, 11630492 (19207)	C	EA	1					18-8	7
C	MFOZZ		STRAP ASSEMBLY: webbing (nylon), w/end clip, 11630490-3 (19207)	C	EA	1					18-8	10
C	PAOZZ	5340-506-1509	STRAP ASSEMBLY: webbing, (cotton duck) w/buckle and end clip, to attach axe, 592635 (19207)		EA	1	*	*	*	*	18-9	7
R	PAOZZ	5340-471-9166	STRAP ASSEMBLY: webbing, (cotton duck) w/end clip, to retain tube cover (2) and cleaning shaft (1), 10945121-2 (19207)	F	EA	3	*	*	*	*	18-9	9

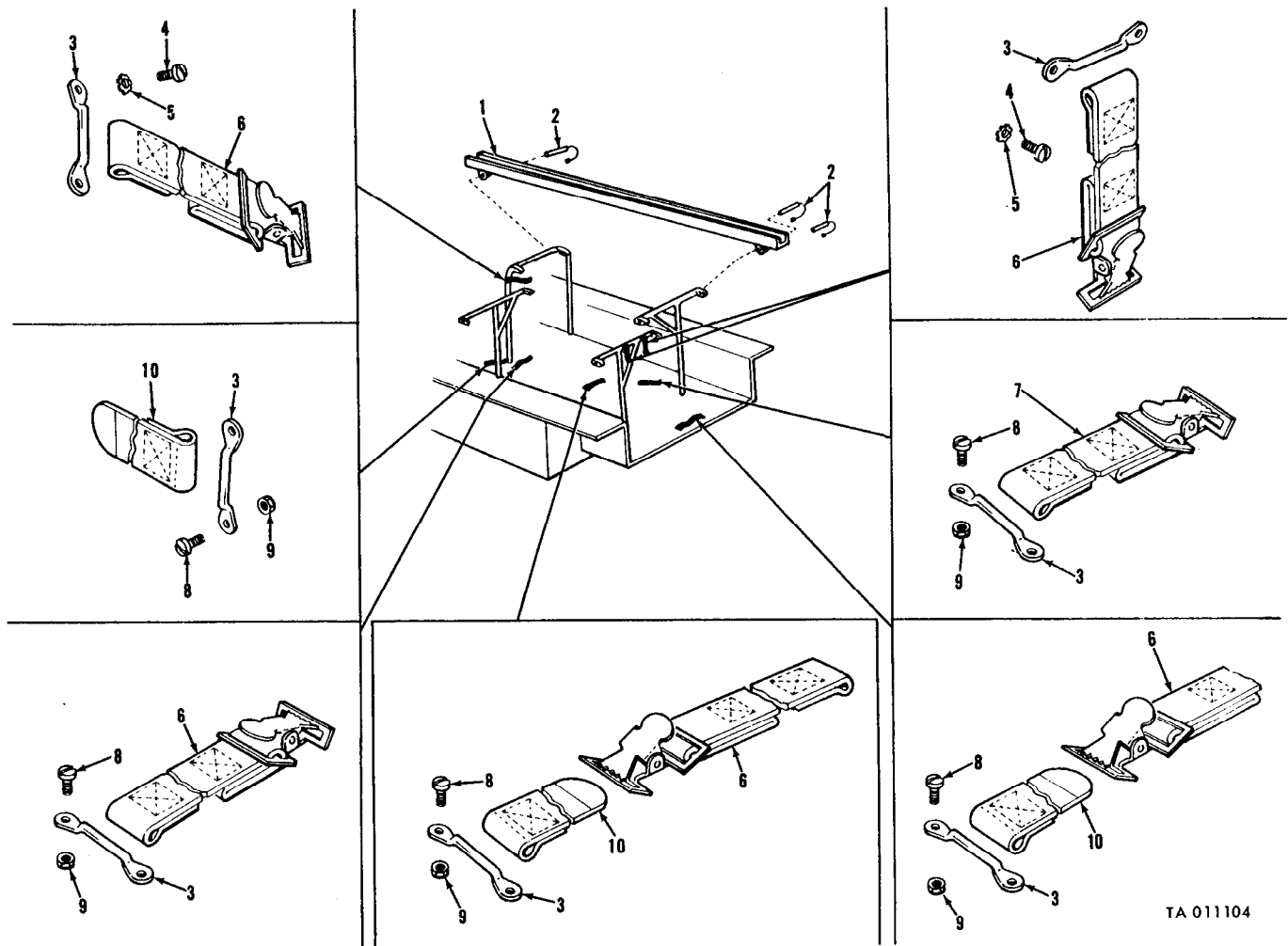
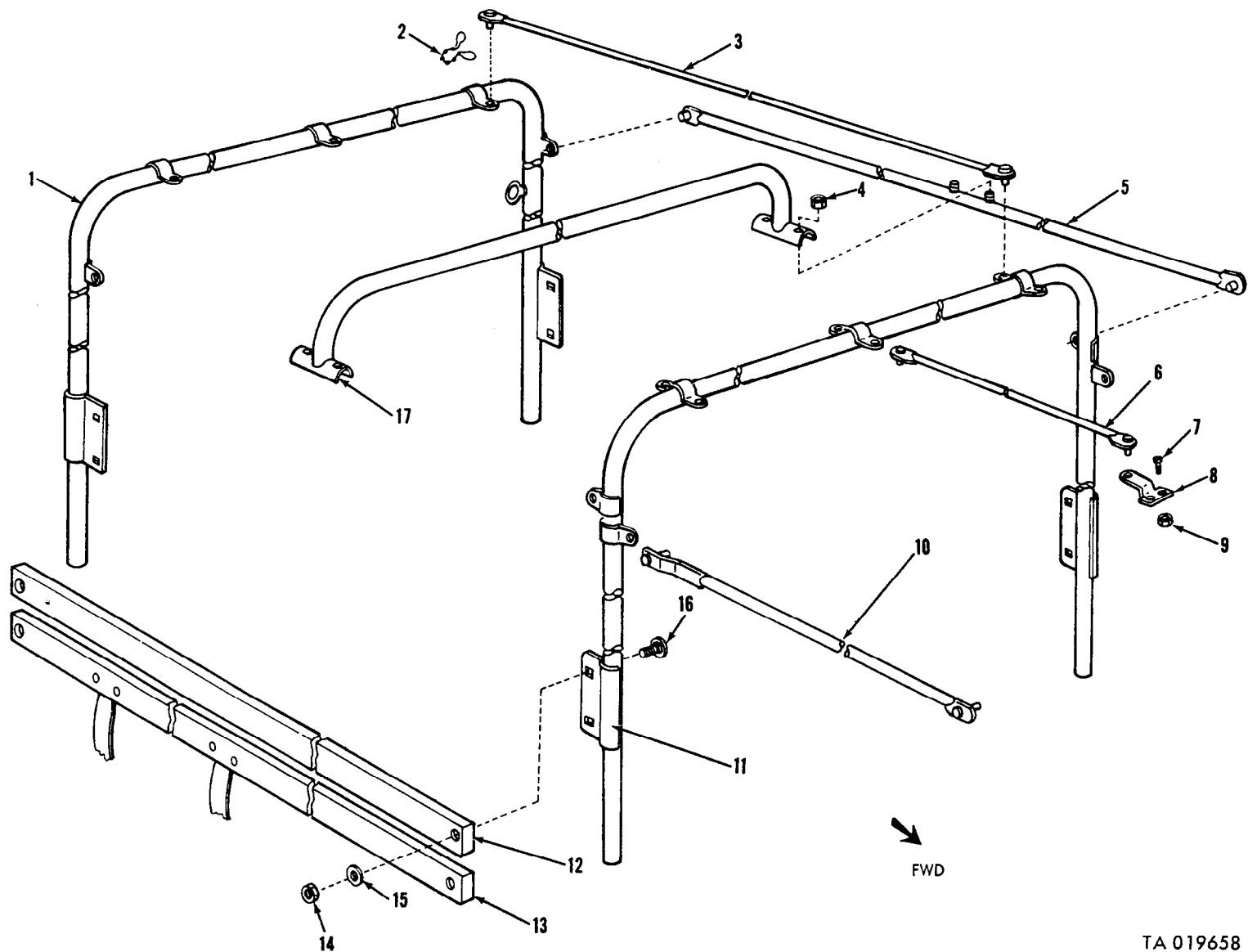


Figure 18-8. Ambulance litter rails, straps, and attaching parts (M718 and M718A1).

(1) SMR Code	(2) Federal Stock Number	(3) Description Reference number & mfr Code	Usable on code	(4) Unit Of Meas.	(5) Qty Inc In Unit	(6) 15-day organizational Maintenance alw				(7) Illustration	
						(a) 1-5	(b) 6-20	(c) 21-50	(d) 51-100	(a) Figure No.	(b) Item No.
		GROUP 1808—Continued									
C	MFOZZ	STRAP ASSEMBLY: webbing (nylon), w/buckle, splint set (2), and blanket (2), 11630491-2 (19207)	C	EA	4					18-9	17
C	MFOZZ	STRAP ASSEMBLY: webbing (nylon), w/end clip, to attach splint set, 11630490-2 (19207)	C	EA	2					18-9	18
C	MFOZZ	STRAP ASSEMBLY: webbing (nylon), w/end clip, to attach blanket, 11630490-3 (19207)	C	EA	2					18-9	19
R	PAOZZ	5310-823-8804 WASHER, FLAT: for No. 10 screw size, to attach ambulance blanket strap loops, MS27183-9 (96906)	C	EA	4	*	*	*	*	18-9	20
R	PAOZZ	5305-995-3444 SCREW, MACHINE: No. 10-32 UNF-2A x 7/8 in. lg, to attach ambulance blanket strap loops, MS35207-266 (96906)	C	EA	4	*	*	*	*	18-9	21
R	PAOZZ	5310-045-3296 WASHER, LOCK: split, carb-s, cd-pltd, for No. 10 screw size, to attach blanket loops, MS35338-43 (96906)	C	EA	4	*	*	*	*	18-9	22
C	XDOZZ	BRACKET ASSEMBLY: fuel can mounting, 6566675 (19207)	H	EA	1	*	*	*	*		
N	XDOZZ	PLATE ASSEMBLY: fuel can mounting bracket, 10950870 (19207)	H	EA	1	*	*	*	*		
N	PAOZZ	5305-269-2807 SCREW, CAP, HEXAGON HEAD: carb-s, cd-pltd, 3/8-24 UNF-2A x 1½ in. lg, fuel can mounting bracket, MS90726-64 (96906)	H	EA	4	*	*	*	*		
N	PAOZZ	5310-959-1488 NUT, SELF-LOCKING, HEXAGON: carb-s, cd-pltd, 3/8-24 UNF-2B, fuel can mounting bracket, MS51922-21 (96906)	H	EA	4	*	*	*	*		
		Page 194 GROUP 2201									
N	PAOZZ	2540-472-1670 CURTAIN ASSEMBLY, VEHICULAR: left door, (nylon), 11630506 (19207)	C	EA	1	*	*	*	*	22-1	1
C	PAOZZ	2540-248-1071 COVER, FITTED, VEHICULAR BODY: top and rear, (nylon), 11630530 (19207)	C	EA	1	*	*	*	*	22-1	3
N	PAOZZ	2540-472-1669 CURTAIN ASSEMBLY, VEHICULAR: right door, (nylon), 11630502 (19207)	C	EA	1	*	*	*	*	22-1	5
R	PAOZZ	2540-945-9192 CURTAIN ASSEMBLY, VEHICULAR: right side, (cotton duck), 11598910 (19207)	C	EA	1	*	*	*	*	22-1	6
R	PAOZZ	2540-234-1172 CURTAIN ASSEMBLY, VEHICULAR: right side, (nylon), 11630559 (19207)	C	EA	1	*	*	*	*	22-1	6
C	PAOZZ	2540-945-9193 CURTAIN, VEHICULAR: left side, (cotton duck), 11598906 (19207)	C	EA	1	*	*	*	*	22-1	7
C	PAOZZ	2540-248-1053 CURTAIN, VEHICULAR: left side, (nylon), 11630560 (19207)	C	EA	1	*	*	*	*	22-1	7
C	PAOZZ	2540-004-6845 BOW VEHICULAR, TOP: ambulance, rear, 11598859 (19207)	C	EA	1	*	*	*	*	22-2	1
C	PAOZZ	4010-484-3353 CHAIN ASSEMBLY: ambulance rod retaining, 7331315 (19207)	C	EA	18	*	*	*	*	22-2	2
C	PAOZZ	2540-006-1649 ROD ASSEMBLY: rear vehicular top, 11598875-2 (19207)	C	EA	3	*	*	*	*	22-2	3
C	PAOZZ	2540-003-1020 SUPPORT VEHICULAR: upper rear, left, 11598999-1 (19207)	C	EA	1	*	*	*	*	22-2	5
C	PAOZZ	2540-003-1019 SUPPORT VEHICULAR: upper rear, right, 11598999-2 (19207)	C	EA	1	*	*	*	*	22-2	5
C	PAOZZ	2540-003-3112 ROD VEHICULAR: front vehicular top, 11598875-1 (19207)	C	EA	3	*	*	*	*	22-2	6
C	PAOZZ	2540-003-8351 BOW VEHICULAR: ambulance, front, 11598866 (19207)	C	EA	1	*	*	*	*	22-2	11
C	PAOZZ	2540-006-1650 BOW VEHICULAR: ambulance, intermediate, 11599000 (19207)	C	EA	1	*	*	*	*	22-2	17

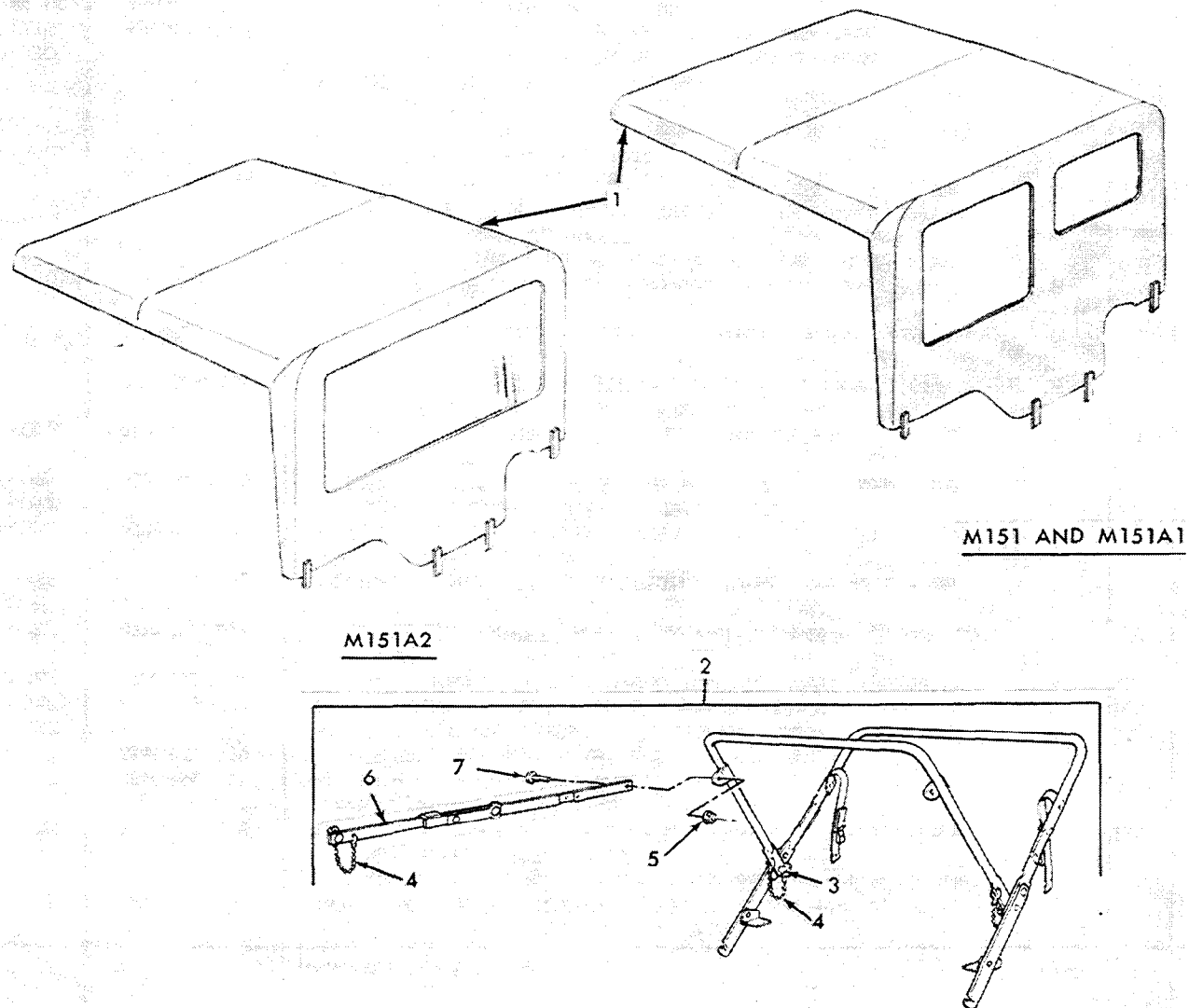
Page 197. Figure 22-2 is superseded as follows:



TA 019658

Figure 22-2. Ambulance curtain supporting structure (M718 and M718A1).

Page 199. Figure 22-3 is superseded as follows:

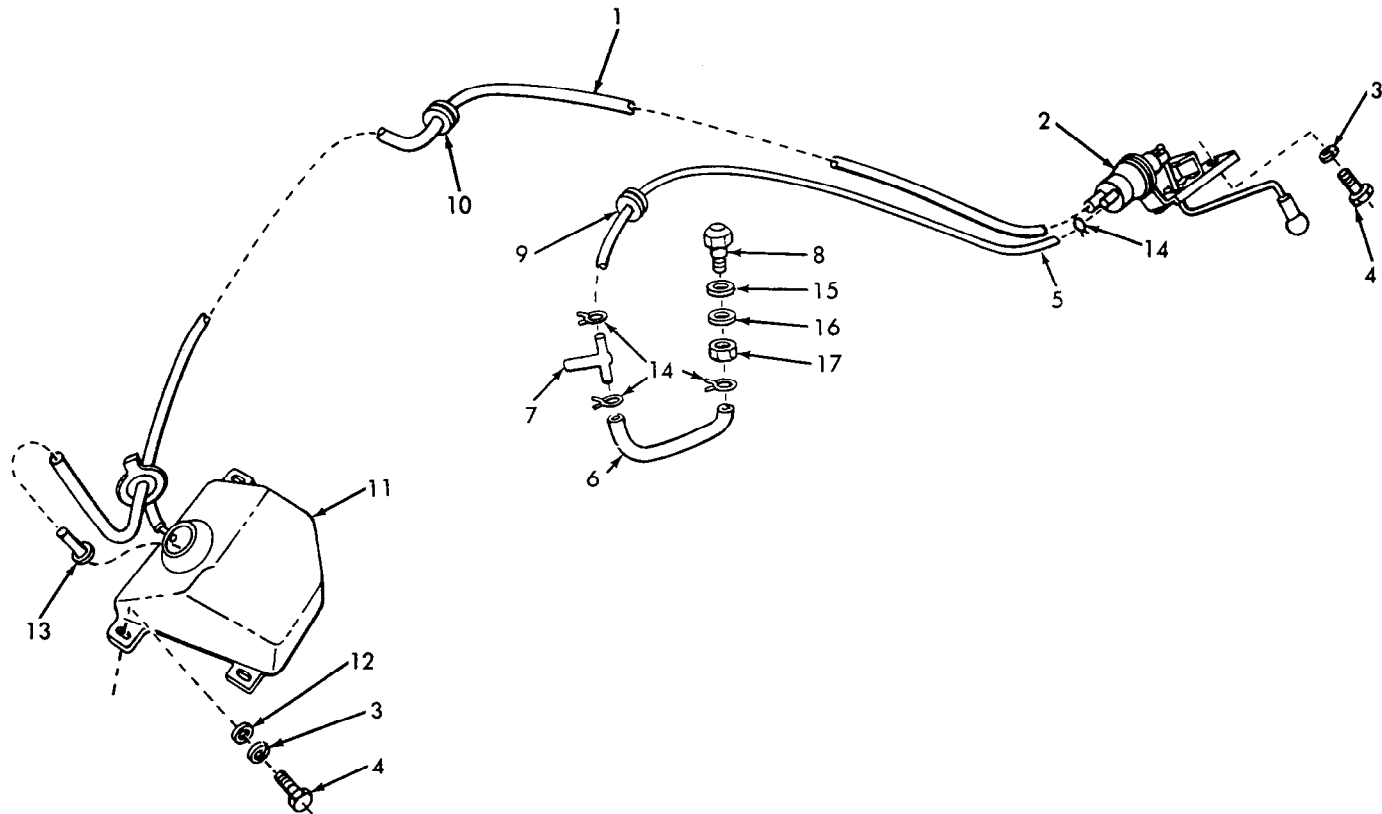


TA 019659

Figure 22-3. Folding top-canvas and bow assembly (M151, M151A1 and M151A2).

(1) SMR Code	(2) Federal Stock Number	(3) Description Reference number & mfr Code	(4) Unit Of Meas.	(5) Qty Inc In Unit	(6) 15-day organizational Maintenance allow				(7) Illustration		
					(a) 1-5	(b) 6-20	(c) 21-50	(d) 51-100	(a) Figure No.	(b) Item No.	
		Page 200 GROUP 2202									
C	PAOZZ	5306-225-8497	BOLT, MACHINE, HEXAGON HEAD: carb-s, cd-pltd, 5/16-18 UNC-2A x 3/4 in. lg, to attach mirror brackets and windshield hinge to body, MS90725-32 (96906)	EA	2	*	*	*	*	22-4	1
R	PAOZZ	5330-483-2408	GASKET: to attach mirror bracket to bracket (2) and mirror arm to bracket (2), 7372705 (19207)	EA	4	*	*	*	*	22-4	4
R	PAOZZ	2540-884-1205	MIRROR ASSEMBLY: rear view 10950816 (19207)	EA	1	*	*	*	*	22-4	8
R	PAOZZ	5340-177-7779	BRACKET: mirror support, upper, 8754740 (19207)	EA	1	*	*	*	*	22-4	13
C	XDOZZ		SEALER, SURFACE: reflector tape, 11614197 (19207)	B	TU	1	*	*	*	22-6	2
R	PAOZZ	4730-364-8740	CONNECTOR: windshield wiper vent tube, 191558 (21450)	A	EA	1	*	*	*	22-7	5
R	PAOZZ	4730-013-7397	1—INVERTED NUT, TUBE COUPLING: flared type, 143521 (21450)	A	EA	1	*	*	*		
C	PAOZZ	4710-277-5525	1—TUBE, COPPER: 1/4 od, 0.030 wall thk, 4.46 in. lg, 8689206 (19207)	A	FT	V	*	*	*		
C	PAOZZ	4730-014-2432	INVERTED NUT, TUBE COUPLING: flared type, 45 deg seat, vacuum pump, 142432 (24617)	A	EA	1	*	*	*	22-7	8
C	PAOZZ	4730-496-7511	ELBOW: vacuum pump tube, 125859 (24617)	A	EA	1	*	*	*	22-7	9
C	XBOZZ		GROMMET: vacuum pump tube, 117957 (24617)	A	EA	1	*	*	*	22-7	11
R	PAOZZ	5305-042-3545	SCREW ASSEMBLED WASHER: windshield wiper hose clamp, 423545 (24617)	A	EA	2	*	*	*	22-7	13
R	PAOZZ	5305-022-8358	SCREW ASSEMBLED WASHER: windshield wiper hose clamp (3), and windshield wiper control valve (2), 178466 (24617)	A	EA	5	*	*	*	22-7	14
C	PAOZZ	3040-888-0732	CONNECTING LINK, RIGHT: windshield wiper lever, 11644880 (19207)	B	EA	1	*	*	*	22-9	1
C	PAOZZ	5365-827-3262	RING, RETAINING: windshield wiper connecting link, MS90707-4025 (96906)	B	EA	2	*	*	*	22-9	3
N	PAOZZ	5305-988-1724	SCREW, MACHINE: pan hd, cross-recessed, carb-s, cd-pltd, 1/4-20 UNC-2A, to attach windshield wiper idler arm and pivot shaft assembly, MS35206-280 (96906)	B	EA	2	*	*	*	22-9	4
		DELETE SCREW, MACHINE, MS35208-70, FSN 5305-059-7931.									
C	PAOZZ	2540-176-9405	BLADE ASSEMBLY: windshield wiper, 11641115 (19207)	B	EA	2	*	*	*	22-9	11
C	PAOZZ	2540-451-3735	PUMP: windshield washer, 11640665 (19207)	B	EA	1	*	*	*	22-10	2
N	PAOZZ	4720-356-8351	TUBING, RUBBER: windshield washer, 0.176 in. id x 0.302 in. od, 11644861 (19207)	B	FT	V	*	*	*		
		DELETE HOSE, RUBBER MIL-R-3065									
C	MOOOO		1—HOSE: valve to jet, 9.00 in. lg., 11644861-2 (19207)	B	EA	1				22-10	6
C	PAOZZ	4820-006-7468	VALVE: windshield washer, pressure relief, 11644864 (19207)	B	EA	1	*	*	*	22-10	7
C	PAOZZ	2540-003-8346	RESERVOIR: windshield washer, 11644865 (19207)	B	EA	1	*	*	*	22-10	11
R	PBOZZ	2540-264-8812	STRAINER ASSEMBLY: windshield washer solvent, 11640666 (19207)	B	EA	1	*	*	*	22-10	13
N	XBOZZ		WASHER, RUBBER: double windshield washer jet, 11668295 (19207)	B	EA	1	*	*	*	22-10	15

(1) SMR Code	(2) Federal Stock Number	(3) Description Reference number & mfr Code	Usable on code	(4) Unit Of Meas.	(5) Qty Inc In Unit	(6) 15-day organizational Maintenance alw				(7) Illustration		
						(a) 1-5	(b) 6-20	(c) 21-50	(d) 51-100	(a) Figure No.	(b) Item No.	
		GROUP 2202—Continued										
N	PAOZZ	5310-081-4219	WASHER, FLAT: carb-s, cd-pltd, for 5/16 screw size, to attach windshield double washer jet to hood assembly, MS27183-12 (96906)	B	EA	1	*	*	*	*	22-10	16
N	PAOZZ	5310-853-9335	NUT, PLAIN, HEXAGON: jam, carb-s, cd-pltd, 5/16-24 UNF-2B, to attach windshield double washer jet to hood assembly, MS35691-13 (96906)	B	EA	1	*	*	*	*	22-10	17



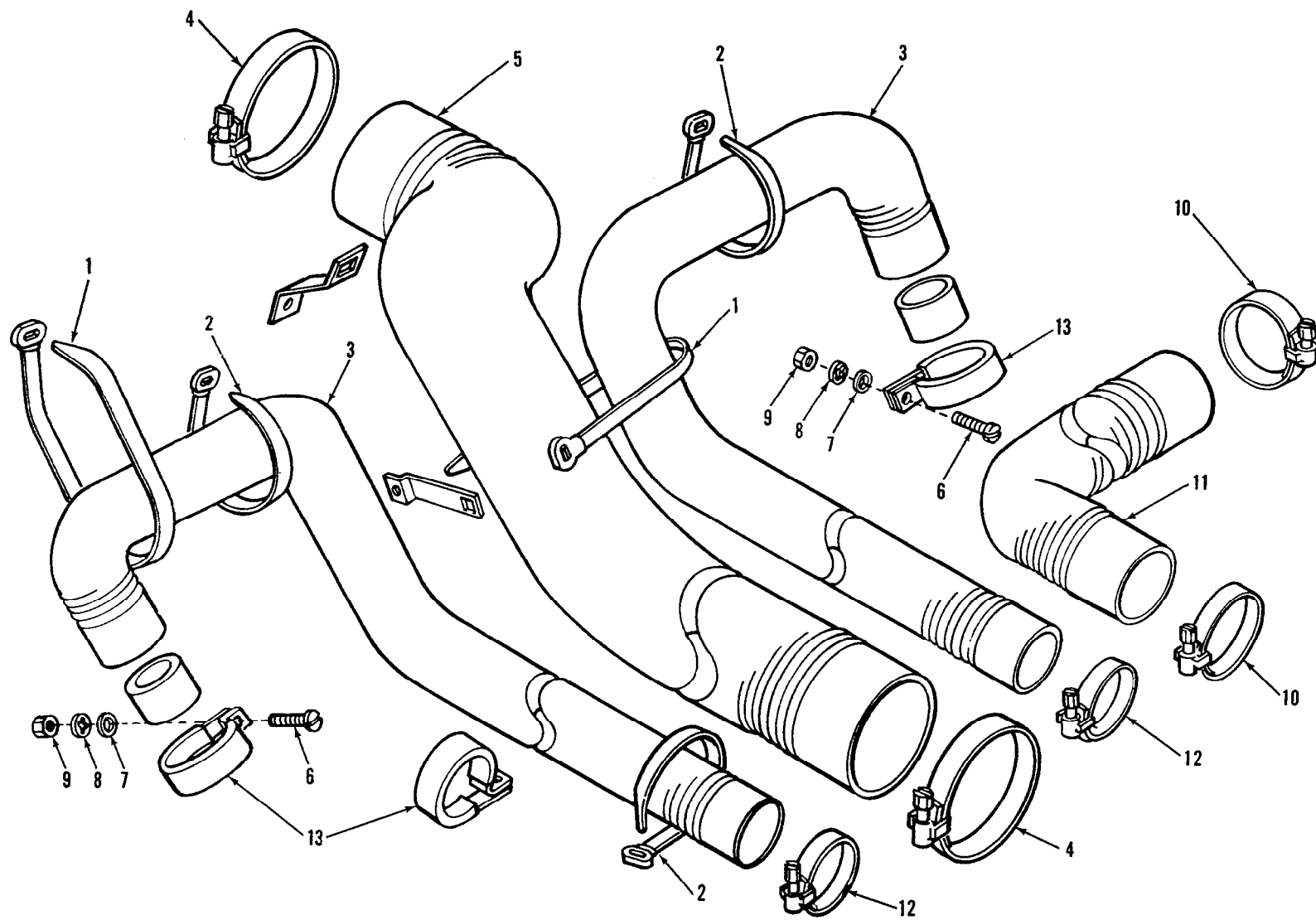
TA 019660

Figure 22-10. Windshield washer (M151A2, M718A1 and M825).

(1) SMR Code	(2) Federal Stock Number	(3) Description Reference number & mfr Code		(4) Unit Of Meas.	(5) Qty Inc In Unit	(6) 15-day organizational Maintenance alw				(7) Illustration	
						(a) 1-5	(b) 6-20	(c) 21-50	(d) 51-100	(a) Figure No.	(b) Item No.
		GROUP 2202—Continued									
PAOZZ	5330-700-6868	GASKET: vacuum pump, (**gasket set 2805-678-3187) 7006868 (19207)	A	EA	1	*	*	*	*	22-11	1
		Page 217 GROUP 2210									
PAOZZ	9905-832-5656	PLATE, IDENTIFICATION: operating instructions, 10950821 (19207)	Q	EA	1	*	*	*	*	22-12	1
PAOZZ	7690-800-1200	DECAL, CAUTION: instrument, 10950985 (19207)	F	EA	1	*	*	*	*	22-12	3
		Page 219 GROUP 3303									
PAOZZ	2540-493-8931	1—COVER ASSEMBLY: hood (nylon), 11644830 (19207)	E	EA	1	*	*	*	*	33-1	1
PAOZZ	2540-472-1657	1—COVER ASSEMBLY: radiator brush guard (nylon), 11630414 (19207)	E	EA	1	*	*	*	*	33-1	2
		Page 221 GROUP 3303									
PAOZZ	5930-296-6318	1—SWITCH, TOGGLE: emergency shut-off, MS39061-1 (96906)	E	EA	1	*	*	*	*	33-2	1
PAOZZ	2540-003-8347	1—GUARD, ELECTRICAL SWITCH: heater emergency shut-off, 8762696 (19207)	E	EA	1	*	*	*	*	33-2	2
PAOZZ	5310-821-6269	3—WASHER, LOCK: for ¼ screw size, to attach slave cable assembly, MS35334-19 (96906)	E	EA	3	*	*	*	*	33-2	12
PAOZZ	5325-959-2089	1—GROMMET, RUBBER: slave receptacle to battery cable, MS35490-17 (96906)	E	EA	1	*	*	*	*	33-2	15
		Page 222 GROUP 3303									
PAOZZ	6150-039-8256	1—LEAD, ELECTRICAL: heater control box, 7951734 (19207)	E	EA	1	*	*	*	*	33-3	5
PAOZZ	5310-800-0076	2—NUT, SHEET SPRING: heater control box, 7951753 (19207)	E	EA	2	*	*	*	*	33-3	6
PAOZZ	5935-695-9077	1—SHELL: heater control box cable, 8338572 (19207)	E	EA	1	*	*	*	*	33-3	10
		Page 224 GROUP 3303									
PAOZZ	5930-615-9376	1—SWITCH, TOGGLE: heater control box, MS35059-21 (96906)	E	EA	1	*	*	*	*	33-3	13
XBOZZ		1—GROMMET, RUBBER: heater control box, 7951754 (19207)	E	EA	1	*	*	*	*	33-3	15
PBOZZ	2540-005-7693	1—BOX: battery heating, 7535958 (19207)	E	EA	1	*	*	*	*	33-4	1
		Page 226 GROUP 3303									
PAOZZ	4730-278-0187	1—ELBOW, PIPE TO TUBE: filter to heater, 123160 (21450)	E	EA	1	*	*	*	*	33-5	1
PAOZZ	1660-025-3493	1—FILTER, FLUID PRESSURE: fuel, personnel heater, MS51085-1 (96906)	E	EA	1	*	*	*	*	33-5	2
PAOZZ	2910-710-6054	1—PUMP, FUEL: electrical, personnel heater, MS51321-1 (96906)	E	EA	1	*	*	*	*	33-5	8
PAOZZ	4730-851-1940	4—ADAPTER, STRAIGHT PIPE: fuel pump to tank (1), fuel pump to filter and fuel filter to heater (1), 140353 (24617)	E	EA	4	*	*	*	*	33-5	9
PBOZZ	4710-171-0509	1—TUBE AND ELBOW ASSEMBLY: fuel tank outlet 7535950 (19207)	E	EA	1	*	*	*	*	33-5	13
		Page 230 GROUP 3303									
PAOZZ	5305-855-0956	2—SCREW, TAPPING: No. 10-24 threads per in. x 5/8 in. lg, to attach heater exhaust pipe bracket, MS24629-47 (96906) DELETE FSN 5305-061-7970), SCREW, TAPPING MS24649-47	E	EA	2	*	*	*	*	33-6	9

(1) SMR Code	(2) Federal Stock Number	(3) Description Reference number & mfr CodeUsable on code	(4) Unit Of Meas.	(5) Qty Inc In Unit	(6) 15-day organizational Maintenance alw				(7) Illustration			
					(a) 1-5	(b) 6-20	(c) 21-50	(d) 51-100	(a) Figure No.	(b) Item No.		
		GROUP 3303—Continued										
C	PAOZZ	5330-007-6151	1—GASKET, RUBBER: air intake duct hood (used with hardtop kit only), 10939576 (19207)	E	EA	1	*	*	*	*	33-6	13
		Page 231 GROUP 3303										
C	PAOZZ	5975-899-4606	5—STRAP, TIEDOWN: heater hose retaining, MS3367-2-0 (96906)	E	EA	5	*	*	*	*	33-7	1
C	PAOZZ	5975-984-6582	4—STRAP, TIEDOWN: heater hose retaining, MS3367-1-0 (96906)	E	EA	4	*	*	*	*	33-7	2
C	PAOZZ	4720-014-7065	2—HOSE, AIR DUCT: cab heater, 10939569 (19207)	E	EA	2	*	*	*	*	33-7	3
C	PAOZZ	4720-014-7063	1—HOSE, AIR DUCT: heater diverter to defrost diverter, 10885015-1 (19207)	E	EA	1	*	*	*	*	33-7	5
		Page 233 GROUP 3303										
C	PAOZZ	4720-014-7066	1—HOSE, AIR DUCT: battery box heater, 10884969-1 (19207)	E	EA	1	*	*	*	*	33-7	11
C	PAOZZ	4720-786-9232	1—HOSE, DUCT: 2 in. id, 14 in. lg, 7986298 (19207)	E	FT	V	*	*	*	*	33-7	13
N	PAOZZ	5340-073-5209	4—CLAMP, LOOP: cab heater hose, 7260493 (19207)	E	EA	4	*	*	*	*	33-7	13

Page 234. Figure 33-7 is superseded as follows:



TA 011107

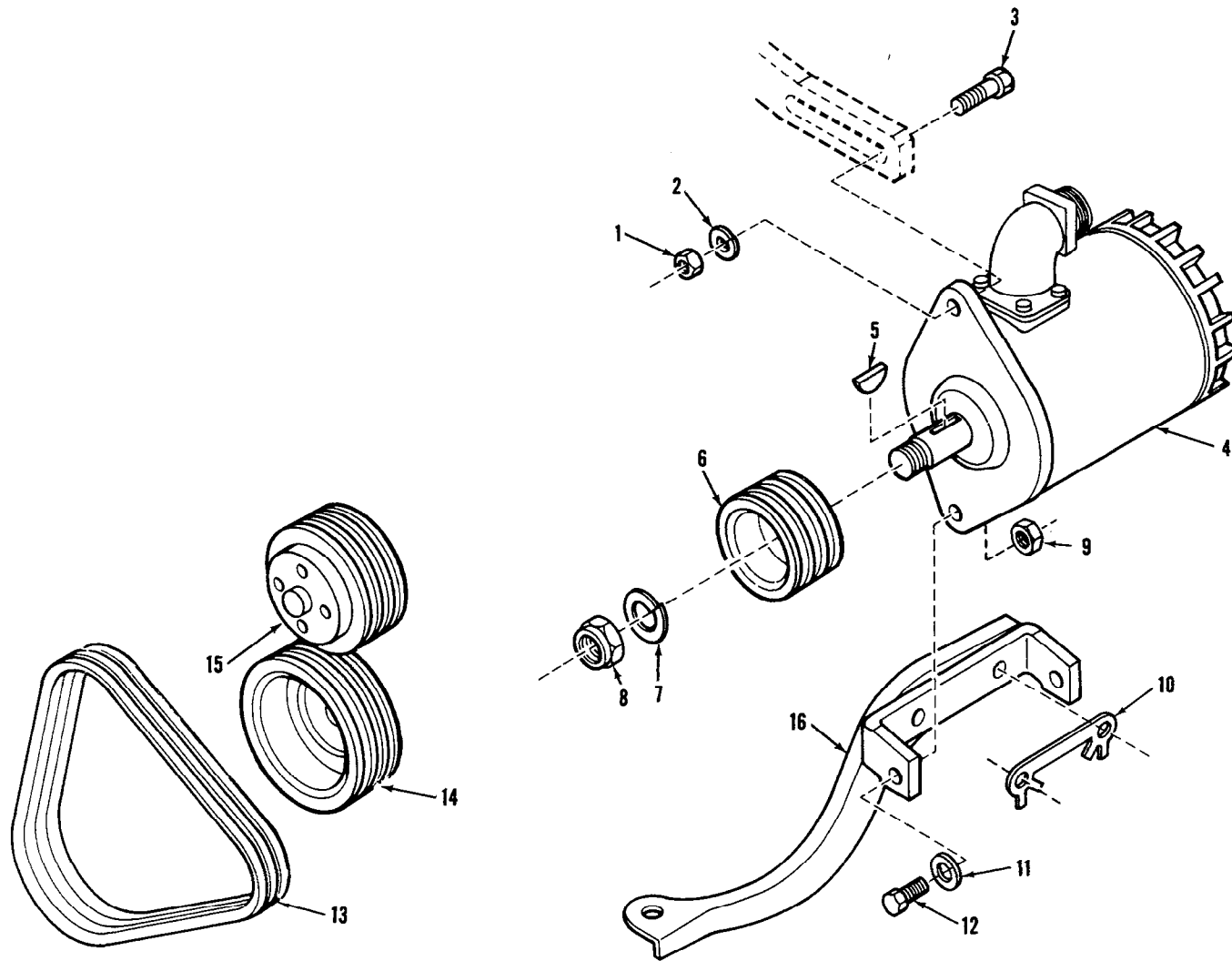
Figure 33-7. Heater hoses and related parts (-65° Winterization Kit) M151, M151A1 and M151A2.

(1) SMR Code	(2) Federal Stock Number	(3) Description Reference number & mfr Code	Usable on code	(4) Unit Of Meas.	(5) Qty Inc In Unit	(6) 15-day organizational Maintenance alw				(7) Illustration		
						(a) 1-5	(b) 6-20	(c) 21-50	(d) 51-100	(a) Figure No.	(b) Item No.	
		GROUP 3303—Continued										
R	PAOZZ	4720-014-7064	1—HOSE, AIR DUCT: diverter to elbow, driver side 10939570 (19207)	E	EA	1	*	*	*	*	33-8	2
		Page 238 GROUP 3303										
C	PAOZZ	2590-788-3009	1—CONTROL ASSEMBLY: push-pull, exhaust diverter, 8675947 (19207)	E	EA	1	*	*	*	*	33-9	12
C	PAOZZ	5310-088-1251	3—NUT, SELF-LOCKING, HEXAGON: carb-s, cd-pltd, ¼-20 UNC, to attach exhaust diverter control cable (1), and exhaust diverter (2), MS51922-1 (96906)	E	EA	3	*	*	*	*	33-9	17
C	PAOZZ	5315-839-2325	1—PIN, COTTER: to attach exhaust diverter control, 112726 (24617)	E	EA	1	*	*	*	*	33-9	19
C	PAOZZ	5330-770-0242	1—PACKING PREFORMED: exhaust diverter, 7700242 (19207)	E	EA	1	*	*	*	*	33-9	23
C	PAOFF	2540-736-8563	1—HEATER ASSEMBLY: (optional w/heater 8720193) 10920608 (19207)	E	EA	1	*	*	*	*	33-9	24
		Page 242 GROUP 3303										
R	PAOZZ	5310-821-6269	3—WASHER, LOCK: for ¼ screw size, to attach slave cable assembly, MS35334-19 (96906)		EA	3	*	*	*	*	33-11	7
R	PAOZZ	2590-930-4085	1—CLAMP, WIRING HARNESS: slave receptacle, 7385988 (19207)		EA	1	*	*	*	*	33-11	9
R	PAOZZ	5325-959-2089	1—GROMMET, RUBBER: slave receptacle to battery cable, MS35490-17 (96906)		EA	1	*	*	*	*	33-11	10
C	PAOZZ	5925-026-4767	1—CIRCUIT BREAKER: heater, M13516/1-1 (81349)		EA	1	*	*	*	*	33-11	23
R	PAOZZ	5930-655-1513	1—SWITCH, TOGGLE: heater, MS35058-21 (96906)		EA	1	*	*	*	*	33-11	25
		Page 247 GROUP 3303										
R	PAOZZ	4820-026-8473	2—COCK, DRAIN: heater hose shut-off, 7524043 (19207)		EA	2	*	*	*	*	33-13	2
C	MOOZZ		1—HOSE: Heater water, 44 in. lg., 10939563-8 (19207)		EA	1					33-13	5
C	PAOZZ	4720-555-8015	1—HOSE, RUBBER: 0.62 in. id, type 6 grade b, class 2, ZZH428 (81348)		FT	V	*	*	*	*		
C	PAOZZ	4720-555-8015	1—HOSE, RUBBER: 0.62 in. id, type 6 grade b, class 2, ZZH428 (81348)		FT	V	*	*	*	*		
R	PAOZZ	5310-821-6269	1—WASHER, LOCK: for ¼ screw size, to attach heater hose clamp, MS35334-19 (96906)		EA	1	*	*	*	*	33-13	10
R	PAOZZ	5310-821-6269	4—WASHER, LOCK: for ¼ screw size, to attach heater intake duct cover, MS35334-19 (96906)		EA	4	*	*	*	*	33-14	6
R	PAOZZ	5306-225-8496	2—BOLT, MACHINE: carb-s, cd-pltd, 5/16-18 UNC-2A x 5/8 in. lg, to attach intake duct to heater, MS90725-31 (96906)		EA	2	*	*	*	*	33-14	9
N	PAOZZ	5305-734-7121	2—SCREW, TAPPING: ¼-14 threads per in. x 3/8 in. lg. to attach diverter to heater, MS51861-65C (96906) DELETE SCREW, TAPPING, MS24622-54.		EA	2	*	*	*	*	33-14	10

(1) SMR Code	(2) Federal Stock Number	(3) Description Reference number & mfr Code	(4) Unit Of Meas.	(5) Qty Inc In Unit	(6) 15-day organizational Maintenance alw				(7) Illustration	
					(a) 1-5	(b) 6-20	(c) 21-50	(d) 51-100	(a) Figure No.	(b) Item No.
		Page 251 GROUP 3303								
R	PAOZZ	5306-225-8494	4—BOLT, MACHINE: carb-s, cd-pltd, 5/16-18 UNC-2A x ½ in. lg, to attach heater core retainer, MS90725-29 (96906)	EA	4	*	*	*	33-15	10
R	PAOZZ	5310-821-6269	2—WASHER, LOCK: for ¼ screw size, to attach heater mounting bracket to toeboard, MS35334-19 (96906)	EA	2	*	*	*	33-15	13
R	PAOZZ	5306-225-8496	2—BOLT, MACHINE: carb-s, cd-pltd, 5/16-18 UNC-2A x 5/8 in. lg, to attach heater assembly to mounting bracket, MS90725-31 (96906)	EA	2	*	*	*	33-15	17
		Page 253 GROUP 3305								
		DELETE PLUG, 444571, FSN 4730-202-9170.								
R	PAOZZ	2530-939-7109	1—PLUG: master cylinder vent, 10950854 (19207)	G	EA	1	*	*	33-16	7
R	PAOZZ	4720-786-0196	1—HOSE, AIR DUCT: air cleaner vent, 10884934 (19207)	G	EA	1	*	*	33-17	1
C	PAOZZ	5305-225-9081	1—BOLT, MACHINE HEXAGON HEAD: carb-s, cd-pltd, 5/16-18 UNC-2A x 1¼ in. lg, to attach air cleaner vent tube clamp to support, MS90725-36 (96906)	G	EA	1	*	*	33-17	5
C	PFOZZ	8030-159-8177	1—SEALING COMPOUND: type 2, MIL-S-12158 (81349)	G	QT	1	*	*		
		Page 259 GROUP 3307								
C	XDOZZ		RUBBER: strip, special shaped section, roof to door, 7345301 (19207)	E	FT	V	*	*		
C	PAOZZ	9320-935-6184	RUBBER: strip, solid, flat, roof to windshield, 7345298 (19207)	E	FT	V	*	*		
C	MOOZZ		1—RUBBER, STRIP: 64 in. lg, roof to windshield 10885014 (19207)	E	EA	1	*	*	33-19	1.2
C	MOOZZ		1—WEATHERSTRIP, SEAL: 57.22 in. lg, roof to rear panel, 10885011 (19207)	E	EA	1			33-19	2.1
		DELETE WEATHERSTRIP 10995011.								
C	PAOZZ	5310-009-7682	4—WASHER, FLAT: rear panel to body, 7535871 (19207)	E	EA	4	*	*	33-19	12
C	PAOZZ	5305-225-8499	10—BOLT, MACHINE, HEXAGON HEAD: carb-s, cd-pltd, 5/16-18 UNC-2A x 1 in. lg, to attach side panels to body, MS90725-34 (96906)	EA	EA	10	*	*	33-19	13
C	XDOZZ		RUBBER: strip, special shaped section, 7345301 (19207)	E	FT	V	*	*		
C	PAOZZ	2510-470-1569	1—DOOR, VEHICULAR: right, 7345392 (19207)	E	EA	1	*	*	33-20	1
		Page 262 GROUP 3307								
C	PAOZZ	9390-783-8181	RUBBER: strip, special shaped section, 7535885 (19207)	E	FT	V	*	*		
C	PAOZZ	5310-045-3296	6—WASHER, LOCK: split, carb-s, cd-pltd, for No. 10 screw size, to attach blanket loops, MS35338-43 (96906)	E	EA	6	*	*	33-20	8
R	PAOZZ	5310-492-6079	6—NUT, PLAIN, PLATE: No. 10-24 UNC, gas filler neck seal, MS51941-5 (96906)	E	EA	6	*	*	33-20	9
C	PAOZZ	5330-298-2955	1—SEAL, RUBBER STRIP SPLASH GUARD: body lh door, 10950839 (19207)	E	EA	1	*	*	33-20	10
N	PAOZZ	5305-052-6921	4—SCREW, TAPPING: ¼-20 threads per in. x ½ in. lg, to attach pillars, MS24629-57 (96906)	E	EA	4	*	*	33-20	11
		DELETE SCREW, TAPPING, MS24649-56, FSN 5305-959-8425.								

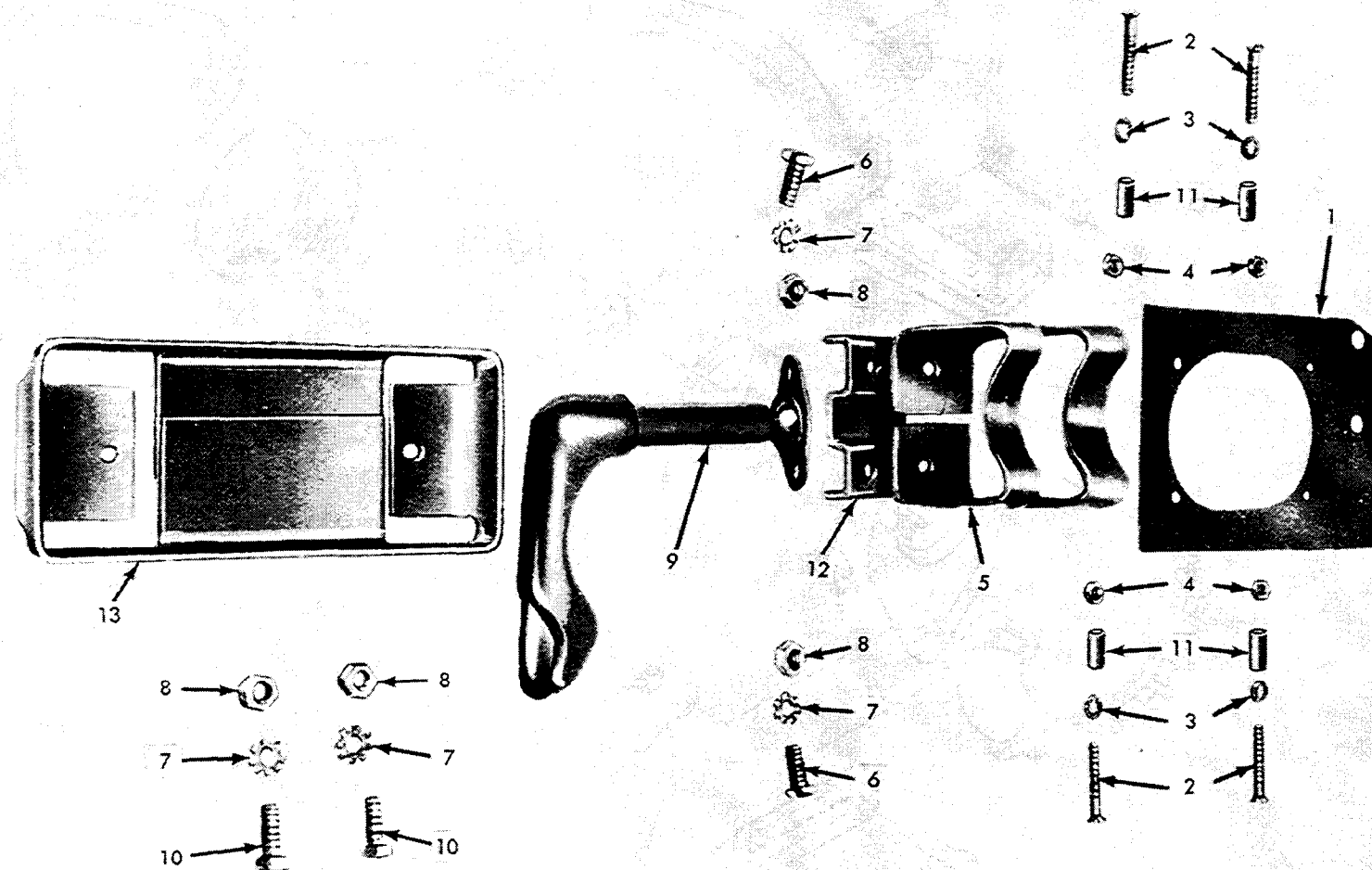
(1) SMR Code	(2) Federal Stock Number	(3) Description Reference number & mfr Code	(4) Unit Of Meas.	(5) Qty Inc In Unit	(6) 15-day organizational Maintenance alw				(7) Illustration			
					(a) 1-5	(b) 6-20	(c) 21-50	(d) 51-100	(a) Figure No.	(b) Item No.		
N	PAOZZ	5305-052-6921	2—SCREW, TAPPING: ¼-20 threads per in. x ½ in. lg, MS24629-57 (96906)	E	EA	2	*	*	*	*	33-21	2.7
C	PAOZZ	4010-484-3353	DELETE SCREW, TAPPING, MS24649-56, FSN 5305-959-8425. 2—CHAIN ASSEMBLY: door and side curtain rod 7331315 (19207)	E	EA	2	*	*	*	*		
C	PAOZZ	3030-811-4980	Page 269 GROUP 3307 BELTS, V, MATCHED SET: 100 amp alternator, 10884910 (19207)		EA	1	*	*	*	*		
C	PAOZZ	5975-984-6582	STRAP, TIEDOWN: 100 amp cable, MS3367-1-0 (96906)		EA	2	*	*	*	*		
C	PAOZZ	5315-012-4553	KEY, WOODRUFF: MS35756-17 (96906)		EA	1	*	*	*	*		
R	PAOZZ	5961-856-1316	RECTIFIER: semiconductor device, diode silicon, (refer to TB 9-2300-206-15 for repair parts), 10906314 (19207)									
R	PAOZZ	5305-993-2463	SCREW: MS35207-279 (96906)		EA	1	*	*	*	*		
C	PAOZZ	6150-850-9332	IMPELLER, FAN AXIAL: RECTIFIER 8720053 (19207)		EA	1	*	*	*	*		
C	XBOZZ		Page 270 GROUP 3307 WASHER, FLAT: for 5/16 screw size, to attach rectifier and regulator mounting bracket, MS27183-13 (96906)		EA	4	*	*	*	*		
N	PAOZZ	5310-934-9751	NUT, PLAIN, HEXAGON: carb-s, cd-pltd, No. 10-32 UNF-2B, to attach cooling fan motor, MS35650-302 (96906) DELETE NUT, MS35650-102, FSN 5310-012-0614.		EA	2	*	*	*	*		
C	PAOZZ	5975-984-6582	5—STRAP, TIEDOWN: cable assemblies, MS3367-1-0 (96906)		EA	5	*	*	*	*	33-23	6
C	PAOZZ	5975-899-4606	2—STRAP, TIEDOWN: cable assemblies, MS3367-2-0 (96906)		EA	2	*	*	*	*	33-23	9
R	PAOZZ	5340-984-8540	1—CLAMP, LOOP: to attach battery cable, MS21333-102 (96906)		EA	1	*	*	*	*	33-23	10
C	PAOZZ	5340-106-0617	1—CLAMP, LOOP: BATTERY CABLE 100 amp 7728831 (19207)		EA	1	*	*	*	*		
N	PAOZZ	5310-419-0876	Page 272 GROUP 3307 1—NUT, SELF-LOCKING: hexagon, ¾ -16 UNF-3B to attach pulley to alternator, MS21245L12 (96906) DELETE NUT, 11613407-3, FSN 5310-150-3671.		EA	1	*	*	*	*	33-24	8
R	PAOZZ	5306-225-8494	Page 274 GROUP 3307 4—SCREW, CAP, HEXAGON HEAD: carb-s, cd-pltd, 5/16-18 UNC-2A x ½ in. lg, to attach regulator bracket to mounting bracket, MS90725-29 (96906)		EA	4	*	*	*	*	33-25	2
N	KFOZZ		4—SPACER, SLEEVE: reinforcement to cowl panel, 10885105 (19207)	T							33-26	11
N	KFOZZ		1—SPACER: rifle mounting bracket, 11630586 (19207)	T							33-26	12
N	KFOZZ		1—SUPPORT: rifle mounting, 11630594 (19207)	T							33-26	13
R	PAOZZ	6680-973-4187	Page 278 GROUP 4701 SHAFT ASSEMBLY: flexible, speedometer, 8712351 (19207)		EA	1	*	*	*	*	47-1	1

Page 273. Figure 33-24 is superseded as follows:



TA 010763

Figure 33-24. 100 amp. generator (alternator) and related parts.



TA 011112

Figure 33-26. M16/14 rifle mounting kit.

SECTION IV

INDEX—FEDERAL STOCK NUMBER AND REFERENCE NUMBER CROSS-REFERENCE TO FIGURE AND ITEM NUMBER

Federal Stock Number Cross-Reference to Figure and Item Number

<i>Federal stock number</i>	<i>Figure number</i>	<i>Item number</i>	<i>Federal stock number</i>	<i>Figure number</i>	<i>Item number</i>
1450-455-5899	33-26	5	2520-678-1282	9-1	3
1450-455-5903	33-26	9	2520-678-1283	9-1	3
1660-025-3493	33-5	2	2520-678-1352	2-1	3
2510-043-3742		GROUP 1805			GROUP 1805
2510-119-0846	13-1	19	2520-678-1359	2-1	14
2510-132-0919	22-3	6	2520-678-1762	10-1	4.1
2510-150-7848	13-2	11		11-1	4.1
2510-150-7849	13-2	11	2520-678-1764	10-1	4.2
2510-156-9290		GROUP 1504		11-1	4.2
	22-5	12	2520-678-1765	10-1	4.3
2510-176-9146	18-3	1		11-1	4.3
2510-177-7777	33-20	1	2520-678-2969	10-1	7
2510-177-7787	18-2	11		11-1	6
2510-177-7871	18-1	1	2520-678-2992	7-1	8
2510-177-7872	18-2	3			GROUP 1805
2510-177-8083	33-26	1	2520-678-2993	8-1	3
2510-177-9177	6-13	15			GROUP 1805
2510-229-5730	6-10	4	2520-678-3001	2-1	2
2510-470-1569	33-20	1	2520-678-3109	10-2	3
2510-522-2621	22-2	10		11-2	5
2510-522-2622	22-2	10	2520-678-3115		GROUP 0900
2510-678-2963	13-2	9	2520-678-3123	10-1	16
		GROUP 1601		11-1	13
2510-678-3007	13-1	5	2520-737-7468	2-1	9
		GROUP 1601	2520-769-7608	10-2	6
2510-678-3094	13-1	20		11-2	4
2510-678-3095	13-1	20	2520-832-6046	2-1	4
2510-769-7487	18-1	8	2520-832-6047	10-1	9
2510-780-1973	33-19	3.2		11-1	7
2510-789-0067	22-1	2	2520-887-1347		GROUP 1002
	33-22	2			GROUP 1102
2510-789-0068	22-1	4	2520-907-0660	2-1	7
	33-22	3	2520-912-3056	10-1	3
2510-832-6044	18-8	2		11-1	3
2510-832-6045	33-20	6	2530-073-5364	10-2	11
2510-858-5597	18-2	4		11-2	11
2510-973-2505	16-1	1	2530-125-8721	7-1	1
2510-973-2506		GROUP 1601		12-1	5
2510-832-5655	5-1	8	2530-135-8973	12-3	1
2520-125-8731	12-6	8	2530-135-8974	14-1	5
	12-7	8	2530-135-8975	12-4	19
2520-176-8937	2-1	18		12-5	20
2520-176-3331		GROUP 1004	2530-136-1185	12-1	8
		GROUP 1104	2530-150-7832	13-4	2
2520-176-3333	10-2	16	2530-150-7834	12-2	8
	11-2	16	2530-150-7852	10-2	8
2520-176-3334	10-2	15		13-1	9
	11-2	15	2530-150-7854	13-2	12
2520-177-8237	2-1	13	2530-150-7855	10-2	17

<i>Federal stock number</i>	<i>Figure number</i>	<i>Item number</i>	<i>Federal stock number</i>	<i>Figure number</i>	<i>Item number</i>
			2530-678-3102—continued	12-5	15
2530-150-7915	12-1	12	2530-678-3110	13-1	21
2530-150-7916	12-1	3	2530-678-3118	13-1	13
2530-156-9422	10-2	8	2530-678-3122	13-1	21
	13-1	9	2530-678-6119	12-3	7
2530-157-3335		GROUP 1004	2530-700-1423	12-3	2
		GROUP 1104	2530-769-7462	12-4	18
2530-157-3344	12-5	32		12-5	22
2530-176-3287	12-3	3	2530-792-8639	11-2	8
2530-176-3337	10-2	9		13-2	10
	11-2	9		13-3	8
	12-3	5	2530-832-6053		GROUP 1201
2530-176-3343	13-1	4	2530-887-1341		GROUP 1004
2530-176-3344	13-1	12			GROUP 1104
2530-176-3349	14-1	2	2530-901-9685	47-1	4
2530-176-8941	14-2	1	2530-918-0602	12-4	17
2530-176-8942	14-1	8		12-5	21
2530-176-9468	13-3	5	2530-939-7109	33-16	7
2530-176-9486	12-5	16	2530-979-8896	13-2	14
2530-176-9491	13-3	5	2530-979-8897	13-2	14
2530-177-7959	12-6	28	2530-979-8898		GROUP 1301
	12-7	28	2540-003-1019	22-2	5
2530-177-7977	12-6	20	2540-003-1020	22-2	5
	12-7	20	2540-003-3112	22-2	6
2530-177-7980	12-1	11	2540-003-8346	22-10	11
2530-177-7983	12-2	4	2540-003-8347	33-2	2
2530-177-8287	10-2	17	2540-003-8351	22-2	11
2530-177-9293	12-2	6	2540-004-6845	22-2	1
2530-352-9270	12-6	33	2540-005-7693	33-4	1
	12-7	42	2540-006-1649	22-2	3
2530-463-3840	12-2	1.4	2540-006-1650	22-2	17
2530-470-1525	12-2	1.3	2540-039-8258	33-3	12
		GROUP 1805	2540-050-0810	22-8	4
2530-560-3618	10-2	9	2540-050-0813	22-8	5
	11-2	9	2540-051-3840	33-1	1
	12-3	5	2540-051-3841	33-8	12
2530-670-5947	12-4	7	2540-051-3842	33-9	8
2530-670-5951	12-4	12	2540-064-6587	22-3	1
2530-670-5967	12-4	16	2540-150-7503	6-7	10
2530-678-1284	12-1	7	2540-150-7847	12-6	9
2530-678-1285	12-1	6	2540-165-4029	22-3	2
2530-678-1296	10-2	20	2540-165-4030	22-4	9
2530-678-1297	10-2	20	2540-165-4041	18-2	13
2530-678-1301	12-6	32		18-3	9
	12-7	32	2540-168-9746	16-2	9
2530-678-1753	12-4	2	2540-176-9376	22-9	9
	12-5	2	2540-176-9402	22-9	6
2530-678-1789	12-2	3	2540-176-9405	22-9	11
2530-678-1879	12-4	6	2540-176-9464	22-9	15
	12-5	6	2540-176-9466	16-2	18
2530-678-2971	12-2	2	2540-177-7235	13-4	7
		GROUP 1805	2540-177-7778	18-1	12
2530-678-2974	13-4	1	2540-177-7781	12-6	3
		GROUP 1504		12-7	3
	22-5	11	2540-177-9181	22-4	17
2530-678-3042	10-2	4.3	2540-179-3410	33-3	16
	11-2	6.3	2540-234-1172	22-1	6
2530-678-3053	12-1	18	2540-241-8576	18-5	5
2530-678-3065	14-2	4	2540-248-1053	22-1	7
		GROUP 1805	2540-248-1071	22-1	3
2530-678-3070	13-1	13	2540-248-1267	15-0	5
2530-678-3075	12-3	6	2540-264-8812	22-10	13
2530-678-3077	12-6	10	2540-318-0159	33-15	7
	12-7	11	2540-319-5931	33-9	24
2530-678-3101	12-4	4	2540-451-3735	22-10	2
	12-5	4	2540-455-5830	3-10	4
2530-678-3102	12-4	13	2540-472-1657	33-1	2

<i>Federal stock number</i>	<i>Figure number</i>	<i>Item number</i>	<i>Federal stock number</i>	<i>Figure number</i>	<i>Item number</i>
2540-472-1669	22-1	5	2590-678-6140	6-20	1
2540-472-1670	22-1	1	2590-678-9024	22-12	4
2540-493-8931	33-1	1	2590-678-9025	22-12	1
2540-678-1307	22-7	17	2590-693-3452	6-17	5
2540-678-1340	22-8	1	2590-698-3091	6-20	2.2
2540-678-1342	15-2	5	2590-702-5692	33-8	16
	15-3	5	2590-754-4114	6-27	1
2540-678-1804	18-5	4	2590-759-8038	33-2	18
2540-678-1805	18-5	1	2590-763-7337	33-11	12
2540-678-2965	18-5	3	2590-777-6762	33-11	24
2540-678-2977	18-5	2	2590-785-9090	33-2	21
2540-678-2978	16-2	13		33-11	15
2540-678-2996	16-2	1			GROUP 3307
2540-678-3082	22-1	5	2590-786-0135	33-2	22
	33-22	4	2590-786-0197	33-16	4
2540-678-3083	22-1	1	2590-786-5235		GROUP 3307
	33-22	1	2590-786-6182	33-2	13
2540-678-3084	33-22	5		33-11	8
2540-678-5362	33-22	6	2590-788-3008	33-2	17
2540-736-8563	33-9	24	2590-788-3009	33-9	12
2540-737-1194	3-9	9	2590-788-6262		GROUP 3307
2540-737-2262	22-8	6	2590-808-6072	6-11	1.5
2540-786-0198	33-16	1	2590-815-6126	33-3	8
2540-815-5725	18-6	6	2590-832-5657	22-12	4
2540-832-5654	6-21	29	2590-832-5662	22-12	4
2540-832-5664	18-5	10	2590-832-5663	22-12	1
2540-832-5665	18-5	9	2590-832-5666	22-12	1
2540-832-6049	18-7	9	2590-832-5667	22-12	4
2540-832-6050	22-11	2	2590-857-1408	33-4	2
2540-832-6056	18-7	1	2590-857-1412	33-4	12
2540-835-9039	15-1	3	2590-861-9989	10-2	10
2540-857-0781		GROUP 3307		11-2	10
2540-857-0782		GROUP 3307	2590-901-8125	33-11	13
2540-857-1411	33-1	2	2590-901-8126	33-11	11
	33-10	1	2590-901-8666	33-11	1
2540-869-0423	33-12	5	2590-930-2053		GROUP 3307
2540-869-0424	33-15	1	2590-930-4085	33-11	9
2540-884-1205	22-4	8	2590-930-4360	3-9	2
2540-887-1343		GROUP 1805	2590-973-3186	6-20	2.3
2540-916-2095	33-3	14	2590-993-4717	33-3	1
2540-930-2044		GROUP 0609	2610-269-7332	13-4	4
2540-939-7110	33-17	7	2610-678-1363	13-4	3
2540-945-9191	18-5	5	2640-050-1229	13-4	5
2540-945-9192	22-1	6	2640-060-3550	13-4	6
2540-945-9193	22-1	7	2805-177-7880	1-2	7
2540-999-8862	22-1	3	2805-624-5300	1-8	4
2590-050-8821		GROUP 0608	2805-678-1378	1-6	2
2590-104-4573	6-21	25	2805-678-1386	1-7	1
2590-150-7504	6-25	10	2805-678-1390	1-10	1
2590-150-7506	6-23	10	2805-678-1391	1-10	7
2590-150-7507	6-21	28	2805-678-1821		GROUP 0105
2590-150-7621	6-22	8	2805-678-1822		GROUP 0105
2590-150-7684	6-22	6	2805-774-6553	1-6	1.2
	6-23	8	2805-832-6055	1-10	12
	6-24	6	2805-851-2384		GROUP 3307
2590-157-3126	33-23	13	2910-008-4857	6-5	2.2
2590-157-3127	33-23	1	2910-157-0651	3-6.1	25
2590-169-2890	6-24	7	2910-162-1985	3-6.1	21
2590-169-2891	6-26	12	2910-174-7676	3-6.1	18
2590-307-8856	6-8	1	2910-176-8869	3-3	1
2590-408-4674	3-10	1	2910-176-8928	3-1.1	1.3
2590-626-0013	33-15	8		3-7	17
2590-670-5763	6-22	17		3-7.1	17
	6-23	19			GROUP 0309
	6-23	18	2910-214-2707	3-9	3
2590-678-3089	3-9	6	2910-255-0724		GROUP 0301

<i>Federal stock number</i>	<i>Figure number</i>	<i>Item number</i>	<i>Federal stock number</i>	<i>Figure number</i>	<i>Item number</i>
2910-295-9993	3-7.1	30	2930-832-5659	1-3	1
2910-405-0216	3-6	16		33-24	14
2910-647-0988	3-6	8	2930-832-5660	5-2	9
	3-7	6		33-24	15
2910-678-0769	3-10	5	2930-886-8084		GROUP 0503
2910-678-1855	3-2	4	2930-899-6713		GROUP 3307
	3-8	4	2940-150-7518	3-4	1
2910-678-1856	3-2	6		3-4.1	1
2910-678-7283	3-2	7		33-17	4
		GROUP 0309	2940-150-7524	3-5	1
2910-710-6054	33-5	8	2940-150-7539	3-5	4
2910-765-4349	3-6	11	2940-150-7541	3-5	3
2910-770-1643	3-6	4	2940-187-4686	3-4.1	2
2910-866-9400	22-7	7.1	2940-678-4253	3-4	2
2910-921-5618		GROUP 0302	2940-832-6054	1-7	6
2920-008-4856	6-5	2.1	2990-064-6312	4-1	14
2920-078-2424	6-5	5	2990-169-2892	4-1	12
2920-136-8898	6-1	2	2990-169-2893	4-1	17
2920-150-7320	6-5	13	2990-234-1257	1-1	7
2920-150-7480	6-6	19	2990-234-1259	1-1	3
2920-152-2264		GROUP 0605	2990-574-3087	33-9	7
2920-152-2265		GROUP 0605	2990-678-3237	4-1	10
2920-167-8548	33-25	1	2990-678-3239	4-1	1
2920-167-8549	33-24	4		33-18	8
2920-168-9829	18-2	18	2990-678-3240	4-1	4
2920-171-0340	6-5	2.3	2990-678-3241	4-1	8
2920-177-7804	6-1	10	2990-678-3242	4-1	12
2920-179-4524	6-9	6	2990-678-3243	4-1	17
2920-287-9135	6-5	3	2990-717-6432	33-18	6
2920-293-4380	6-1	20	2990-886-8082		GROUP 0100
2920-324-3686	6-6	13	2990-945-9155	33-18	11
2920-353-7204	6-6	9	3020-181-2877	33-24	6
2920-353-7206	6-6	5	3020-491-9622	5-2	9
2920-353-7216	6-6	3	3020-678-1365	1-3	1
2920-409-3994	6-5	1	3030-811-4980		GROUP 3307
2920-413-4337	33-24	4	3030-832-5671	5-2	10
2920-451-3903	6-3	7		33-24	13
2920-640-7230	6-6	6	3030-833-1297	5-2	10
2920-678-1847	6-1	19	3040-888-0732	22-9	1
2920-678-1850	6-3	5	3110-678-1862	10-2	7.2
2920-678-1854	6-3	1		11-2	7.2
2920-738-6272	6-21	1	3110-727-6901	10-2	7.1
2920-772-2154	6-6	31		11-2	7.1
2920-786-9250		GROUP 3307	3120-133-6561	22-9	8
2920-800-7218	6-2	4	3120-180-7785	12-6	24
2920-809-9114	6-22	7		12-7	24
2920-811-9691		GROUP 3307	3120-182-8471	12-6	4
2920-832-5661	6-1	15		12-7	4
2920-886-8081		GROUP 0605	4010-262-1551	5-1	2
2920-900-7993		GROUP 3307	4010-288-9949	1-7	2
	33-25	1		18-6	3
2920-903-9534	6-1	20	4010-484-3353	22-2	2
2920-909-2483	6-1	17		22-3	4
2920-999-9324		GROUP 3307			GROUP 3307
2930-064-5979	5-1	1	4710-168-2076	1-9	13
2930-150-7508	5-1	21		3-4	5
2930-678-0770	5-2	11	4710-171-0509	33-5	13
2930-678-1397	5-1	14	4710-177-8373	1-9	1
2930-678-1846	5-2	6	4710-277-5524		GROUP 0306
2930-678-1849	5-2	7			GROUP 3303
2930-678-3234	5-1	18	4710-277-5526		GROUP 0106
	6-1	11			GROUP 0304
2930-678-3235	5-2	3			GROUP 0306
2930-678-3238	5-2	5	4710-405-1942	3-4	8
2930-678-4645	5-2	1.2	4720-014-7063	33-7	5
2930-720-2677	5-1	4	4720-014-7064	33-8	2

<i>Federal stock number</i>	<i>Figure number</i>	<i>Item number</i>	<i>Federal stock number</i>	<i>Figure number</i>	<i>Item number</i>
4720-014-7065	33-7	3	4730-277-8764	3-7	14
4720-014-7066	33-7	11		3-7.1	14
4720-080-8586	3-6.1	24	4730-278-0187	33-5	1
	3-7.1	18	4730-288-9953	1-8	3
		GROUP 0306	4730-353-7215	6-6	21
4720-143-9368	1-9	16	4730-364-8740	22-7	5
4720-144-5447	3-4.1	4	4730-406-6782	1-8	7
4720-144-5455	3-4.1	5	4730-421-9087	12-7	16
4720-150-6088	1-9	10	4730-459-6504	1-8	5
4720-181-8111	3-7	1	4730-483-0662	22-7	2
	3-7	27	4730-491-6436	3-7	12
	3-7.1	1		3-7.1	12
	3-7.1	27	4730-496-7511	22-7	9
4720-182-9121		GROUP 2202	4730-516-7419	12-6	15
4720-203-2668		GROUP 2202		12-7	15
4720-244-0895	3-1.1	1.4	4730-529-1487	6-19	3
4720-356-8351		GROUP 2202	4730-540-2612	1-9	5
4720-555-8015		GROUP 3303	4730-542-3205	3-6	18
4720-678-0772	3-4	18		3-7	11
	3-4.1	7		3-7.1	11
4720-678-9039		GROUP 3303	4730-678-1878	12-6	12
4720-678-9040		GROUP 3303		12-7	13
4720-689-6089	3-4	9	4730-678-1880	12-4	15
4720-786-0196	33-17	1	4730-729-5592	1-9	11
4720-786-9232		GROUP 3303		3-4	6
4730-006-4005	3-7	16	4730-816-5810	33-16	6
	3-7.1	16	4730-832-5670	3-1.1	1.7
4730-007-4601	3-4	12		3-6	2
	3-4.1	9		3-7	15
4730-011-8831	6-6	20		3-7.1	15
4730-013-7397		GROUP 2202	4730-832-6057	1-9	15
4730-013-7398		GROUP 0306	4730-851-1940	33-5	9
4730-014-2427		GROUP 0106	4730-901-8657	33-13	4
		GROUP 0306	4730-901-8658	33-13	3
4730-014-2431	1-9	12	4730-908-3193	3-4.1	3
	3-4	4		33-7	12
		GROUP 0306		33-12	7
4730-014-2432		GROUP 0106	4730-908-3194	33-13	1
	22-7	8	4730-908-3195	3-4	13
4730-014-3343	1-8	1		3-4.1	10
4730-044-4577	3-6	14		3-6.1	23
	3-6.1	19		3-7	20
4730-044-4683	1-7	9		3-7.1	20
4730-044-4688	1-7	8	4730-908-6292	33-7	4
4730-050-4203	9-1	2		33-8	3
	10-2	2		33-17	2
	11-2	2	4730-909-8627	3-4	17
	15-1	6		3-4.1	6
4730-088-8665	1-2	10		5-2	1.1
4730-150-6118	22-10	14		7-1	7
4730-176-9488	12-5	31		33-7	10
4730-180-6811	3-6.1	10		33-8	5
4730-202-6063	3-6.1	20		33-12	3
4730-221-2136	1-4	2		33-12	6
	3-1.1	1.6	4730-958-6079	3-6	3
	3-4	20		3-7	26
	3-6	10		3-7.1	26
	3-6.1	6	4820-006-7468	22-10	7
4730-221-2137	1-10	3	4820-026-8473	33-13	2
4730-221-2138	1-2	12	4820-155-8276	3-6.1	4
4730-263-2733	3-4	11	4820-174-0340	5-1	17
	3-4.1	8	4820-849-1220	1-2	9
4730-263-2752	3-4	3	5120-567-2492		GROUP 2604
4730-263-2757	1-9	6	5120-627-7161	4	3
4730-277-8269	1-9	14	5120-627-7181	4	5
	3-4	10	5120-707-6223	4	1

<i>Federal stock number</i>	<i>Figure number</i>	<i>Item number</i>	<i>Federal stock number</i>	<i>Figure number</i>	<i>Item number</i>
5120-795-0152	4	4	5305-068-0502 — continued	22-9	13
5210-254-2342		GROUP 2604		33-14	5
5305-006-8410	18-3	16	5305-068-0505	6-4	4
5305-007-3023	18-3	14		6-10	1
5305-019-1245	3-2	8		12-5	12
5305-019-1676	1-4	5			GROUP 3307
	12-1	9		33-26	10
5305-019-1677	5-1	9	5305-068-0506	6-20	4
	18-2	12		33-6	12
5305-021-3740	1-10	10	5305-068-7837	12-4	21
5305-022-8358	3-7	4		12-5	24
	3-7.1	4	5205-069-5579	15-0	6
	22-7	14	5305-071-1766	5-1	20
5305-042-0463	3-7.1	29	5305-071-2240	33-9	4
5305-042-0475	3-6.1	13	5305-071-2241	33-2	10
5305-042-3437	3-7.1	8	5305-071-2242	33-5	7
5305-042-3477	6-4	8	5305-081-6676	22-5	3
	12-5	33	5305-144-9929	22-3	7
5305-042-3545	6-11	1.7	5305-165-8125	22-3	3
	6-21	12	5305-182-9317	15-3	7
	22-7	13	5305-202-0772	3-6.1	9
5305-042-4209	5-2	2	5305-225-3838	6-11	3
5305-042-4505	3-2	3		6-24	9
5305-042-4633	12-4	29		33-9	1
5305-042-4635	3-6	7	5305-225-3839	6-5	8
	3-7	8		33-11	3
	12-4	10	5305-225-8499	33-19	13
5305-042-5575	33-5	14	5305-225-9081	33-17	5
5305-042-5639	3-9	8	5305-225-9092	9-1	1.3
	12-6	17	5305-246-6566	15-1	5
5305-044-4162	18-3	18	5305-253-5620	18-6	2
5305-045-1988	10-2	19	5305-267-8973	12-4	23
5305-045-3183	33-8	11		12-5	26
5305-050-1076	15-0	6	5305-267-8974	12-1	1
5305-051-6459		GROUP 3307	5305-269-2802	4-1	13
5305-052-6921	33-20	11		33-18	7
	33-21	2.7	5305-269-2805	22-4	5
5305-057-9611	33-3	18		33-18	10
5305-058-2088	33-8	17	5305-269-2807		GROUP 1808
5305-058-2099	33-11	2		22-4	2
	33-15	9	5305-269-2813	12-6	19
5305-058-2101	33-8	15		14-1	1
5305-067-9907	33-8	1	5305-269-3208	1-10	11
	33-12	1		6-16	6
5305-068-0498	33-14	11		6-17	9
5305-068-0500	3-7	24		6-18	7
	3-7.1	24	5305-269-3210	12-2	1.1
	6-25	8	5305-269-3211	12-2	10
	33-8	10	5305-269-3212	6-5	11
	33-9	20		15-3	12
	33-23	14	5305-269-3213	1-10	2
5305-068-0501	12-5	17		14-1	9
	12-7	34	5305-269-3242	13-1	2
	22-10	4	5305-269-3245	13-2	8
	33-5	15	5305-269-3247	13-2	1
	33-6	1	5305-285-3942	6-15	12
	33-9	14	5305-285-5275	6-10	3
	33-15	12	5305-297-3273	6-6	30
	33-19	4	5305-297-3277	6-6	7.1
	33-23	3	5305-297-3278	6-6	28
5305-068-0502	6-18	12	5305-353-0969	6-12	5
	6-22	21	5305-353-7510	6-6	8
	6-23	23	5305-457-9318	6-14	9.4
	6-24	19	5305-527-5751	18-2	6
	18-1	2		18-3	5
		GROUP 1801		22-7	3

<i>Federal stock number</i>	<i>Figure number</i>	<i>Item number</i>	<i>Federal stock number</i>	<i>Figure number</i>	<i>Item number</i>
5305-531-0341	18-3	7	5305-988-1721—continued	33-15	3
5305-614-3423	6-9	2		33-6	3
5305-633-0785	6-14	8		33-15	3
	6-15	9	5305-988-1722	6-24	12
5305-696-5305	6-6	25	5305-988-1723	1-4	3
5305-703-8037	6-3	6		6-7	12
5305-709-8283	10-1	1		6-21	7
	11-1	1		6-22	9
5305-709-8340	13-1	8		6-23	11
5305-709-8493	13-3	1		6-24	15
5305-709-8516	7-1	4		6-25	12
		GROUP 1201		6-26	16
5305-709-8540	6-1	9		18-1	6
	33-24	12		33-2	7
5305-710-4190	18-7	3		33-14	1
5305-710-4193	1-1	4	5305-988-1724	22-9	4
5305-710-4195	11-1	5		33-13	8
5305-710-4199	15-0	6		33-20	19
5305-710-4200	15-0	7	5305-988-1725	6-27	13
	15-3	4	5305-988-3784	18-5	11
5305-710-4202	10-1	8	5305-989-7434	6-26	9
5305-710-4204	15-0	2		18-8	4
	15-2	4		18-9	10
5305-710-4207	10-1	5		33-25	7
5305-710-4208	15-0	6	5305-989-7435	6-8	3
	15-3	4		18-8	8
5305-716-8165	15-1	4		18-9	3
5305-716-8179	15-1	5		22-2	7
5305-716-8180	15-1	5	5305-990-6444	33-20	22
5305-716-8182	15-1	4	5305-993-1848	18-9	14
5305-719-5270	13-1	15	5305-993-2457	33-26	6
5305-724-6768	1-3	3	5305-993-2461	33-7	6
5305-725-2317	6-1	4	5305-993-2463		GROUP 3307
	33-24	3		33-23	11
5305-727-8818	16-2	16	5305-993-2738	33-21	2.3
5305-734-7121	33-14	10	5305-995-3440	22-8	3
5305-809-1535	22-9	10	5305-995-3441	33-26	2
5305-816-8915	6-1	7	5305-995-3444	18-9	21
5305-828-3682	33-3	9	5305-995-3569	33-9	11
5305-832-5743	6-12	18	5306-012-0231	5-1	12
5305-840-6694	18-3	21	5306-017-8785	3-10	2
5305-851-9414	22-12	2	5306-018-7527	18-1	11
5305-855-0956	33-6	9	5306-042-4208	1-4	1
5305-879-5904	33-3	7		3-4	19
5305-889-3000	33-4	10		3-4.1	14
5305-889-3002	6-17	13		6-22	16
	33-9	22		6-23	18
5305-954-3487	33-8	4		6-24	17
	33-12	2	5306-042-5379	18-4	7
5305-957-6272	22-5	4	5306-042-5389	18-4	4
5305-958-5251	18-2	10	5306-042-5623	5-1	22
5305-961-8374		GROUP 1504		12-6	7
	22-5	10		12-7	7
	22-6	6		18-2	2
5305-984-4984	33-11	18	5306-042-5826	6-4	3
5305-984-4988	33-3	17	5306-042-5827	3-6.1	3
5305-984-6189	6-7	15	5306-042-5848	3-2	5
5305-984-6191	3-8	1		3-8	6
	6-17	6	5306-050-0346	1-2	5
5305-984-6192	33-2	4	5306-058-3708	6-21	4
5305-984-6195	6-7	22	5306-145-0616	10-2	13
	33-4	9	5306-151-5746	12-6	1
	33-11	22		12-7	1
5305-984-6209	33-20	7	5306-165-8113	10-2	12
5305-988-1170	1-5	2		11-2	12
5305-988-1721	33-6	3			

<i>Federal stock number</i>	<i>Figure number</i>	<i>Item number</i>	<i>Federal stock number</i>	<i>Figure number</i>	<i>Item number</i>
5306-168-3061	18-7	6	5310-045-3296—continued	18-9	22
5306-168-3066	16-2	14		33-20	8
5306-174-4312	10-2	1.5	5310-045-3299	6-7	1
	11-2	1.5		6-9	3
5306-177-5602	10-2	12		6-17	12
	11-2	12	5310-045-4007	6-6	7.11
5306-181-0933	11-2	13		18-5	7
5306-182-9368	14-2	2	5310-050-3622	22-9	12
5306-225-8494	33-15	10	5310-057-7080	16-2	15
	33-25	2	5310-061-1258	6-13	11
5306-225-8496	6-2	5		6-16	5
	12-7	33		6-18	5
	33-14	9	5310-062-4954	16-2	8
	33-15	17	5310-080-6004	3-1.1	3
5306-225-8497	33-25	4		12-1	16
	2-1	10		12-6	29
	22-4	1		12-7	29
	33-17	3	5310-080-9786	6-11	1.8
	18-2	16	5310-081-4219	3-3	3
	33-18	3		4-1	6
	18-3	13		6-2	3
	33-19	8		18-10	7
	33-20	14		22-10	16
5306-225-8498	18-2	17		22-11	3
	18-3	12		33-17	8
5306-225-8502	3-3	5		33-19	9
	6-2	1		33-20	15
	12-7	23	5310-087-4652	18-7	8
	22-11	5	5310-088-0552	15-0	9
5306-225-8503	5-2	8		15-3	1
5306-225-8506	22-9	16		18-7	5
5306-225-8509	12-7	17		33-24	9
5306-225-9082	6-14	11	5310-088-1251	18-1	5
5306-225-9084	6-13	17		33-9	17
	6-15	16	5310-125-3911	10-1	12
	6-21	20		11-1	10
5306-225-9086		GROUP 3307	5310-126-3842	14-2	3
5306-225-9087		GROUP 3307	5310-159-1577	22-3	5
5306-225-9088	3-6	12	5310-167-0721	3-3	4
	3-6.1	15		12-7	18
5306-225-9089	5-2	13		22-11	4
	18-10	1		33-14	7
5306-225-9093	12-6	23		33-15	11
5306-255-6562	16-2	7		33-15	16
5306-256-5540	12-6	27			GROUP 3307
	12-7	27	5310-167-0821	1-10	5
5306-481-9487	12-1	15	5310-168-2941	7-1	3
5306-678-1408	6-21	26			GROUP 1201
5306-678-1412	16-2	12	5310-176-6611	33-17	6
5306-721-5944	4-1	9		33-18	1
	22-2	16	5310-176-6612	13-1	7
	33-6	7	5310-177-1286	2-1	8
5306-816-5991	10-2	21	5310-177-1312	22-9	2
5306-832-6188	1-1	1	5310-177-1329	13-4	1
5306-832-6190	13-1	1			GROUP 1504
5306-911-5005	4-1	19		22-6	7
5306-988-2560	6-1	1	5310-194-1483	6-9	5
5307-017-8453	3-1.1	2	5310-197-4508	6-7	5
	6-3	2	5310-209-0786	1-4	4
5307-206-2604	6-15	14		6-11	4
5310-009-7682	33-19	12		6-24	10
5310-012-0377	6-13	14		6-27	12
5310-022-5853	10-2	1.1		12-4	20
	11-2	1.1		12-5	23
5310-042-7475	6-21	23		22-9	5
5310-045-3296	6-6	16		33-6	4

<i>Federal stock number</i>	<i>Figure number</i>	<i>Item number</i>	<i>Federal stock number</i>	<i>Figure number</i>	<i>Item number</i>
5310-209-0786—continued	33-15	4	5310-576-5752—continued	33-26	GROUP 3307
	33-18	5		33-4	3
	33-26	7	5310-579-0079	33-11	3
5310-209-0788	33-1	4		3-7	17
	33-10	3	5310-582-5965	3-7.1	22
5310-209-0965	1-1	2		6-4	22
	10-1	2		6-5	5
	10-2	14		6-10	9
	11-1	2		6-12	2
	15-0	3		6-18	14
	15-2	2		6-21	13
5310-241-6921	6-12	6		12-4	14
5310-275-2089	6-1	6		12-5	24
5310-275-6635	12-6	11		18-1	27
	12-7	12			9
5310-282-8866	6-6	29			GROUP 1801
5310-350-2655	6-13	12		22-4	14
5310-393-6685	6-27	8		22-5	8
5310-407-9566	5-1	6		22-10	3
	5-2	12		33-5	4
	6-2	2		33-6	2
	9-1	1.4		33-8	8
	10-2	1.2		33-9	2
	11-2	1.2		33-19	6
	18-10	4		33-20	12
	33-19	10		33-21	2.2
	33-20	16	5310-584-5272	13-1	17
	33-25	5		15-1	2
5310-410-5754	1-3	2		33-21	1.3
5310-419-0876	33-24	8	5310-584-7799	33-24	7
5310-449-2378	6-1	13		33-25	6
5310-449-2381	6-1	21	5310-595-7044	6-20	2.6
5310-463-0268	6-12	13		33-3	11
5310-492-6079	33-20	9	5310-595-7237	12-6	18
5310-514-6674	6-13	16		22-4	3
	6-14	12	5310-595-7475		GROUP 3307
	6-15	15	5310-595-7486	15-3	9
	6-21	19	5310-596-7691	18-8	5
	12-6	22		18-9	11
	12-7	22		22-5	5
5310-530-7283	6-6	32		22-8	2
5310-550-1130	6-7	11		33-6	8
	6-20	3		33-20	23
	6-21	9		33-25	8
	6-22	11	5310-614-3505	6-1	14
	6-23	13	5310-616-7998	33-8	13
	6-24	13		33-9	9
	6-25	6	5310-627-6128	6-17	8
	6-26	14		12-2	9
	12-7	35	5310-637-9541	1-10	4
	22-4	7		3-1.1	4
	33-2	6		3-9	5
	33-7	8		4-1	2
	33-14	2		6-3	3
		GROUP 3307		6-5	12
	33-23	4		6-13	13
5310-557-8706	6-14	9.3		12-2	1.2
5310-559-0070	6-7	14		14-1	10
	33-2	3		33-16	3
	33-4	6	5310-655-9532	1-10	9
	33-9	5	5310-655-9538	14-1	3
	33-11	21	5310-655-9540	10-2	7.3
	33-15	5		11-2	7.3
		GROUP 3307	5310-655-9541	10-1	10
5310-576-5752	6-8	2		11-1	o
	6-26	7	5310-655-9542	16-2	11

<i>Federal stock number</i>	<i>Figure number</i>	<i>Item number</i>	<i>Federal stock number</i>	<i>Figure number</i>	<i>Item number</i>
5310-682-5514	5-1	15	5310-809-4058—continued		GROUP 3307
5310-685-3194	12-7	25	5310-809-4061	18-7	7
5310-685-3228	12-1	14	5310-809-4085	1-1	5
5310-720-8208	6-14	2		12-6	2
	6-15	1		12-7	2
5310-728-2044	22-9	17		15-0	8
5310-732-0558	6-1	12		15-3	2
		GROUP 3307	5310-809-5997	18-7	4
	33-24	1	5310-809-5998	6-1	18
5310-732-0559	6-3	4		33-21	1.1
	22-4	10	5310-809-8544	33-4	8
5310-732-0560	15-1	1	5310-809-8546	6-4	2
5310-733-4360	22-5	2		18-9	15
5310-735-1043	3-8	2	5310-821-6269	6-12	11
5310-753-4160	10-1	6		12-5	11
	11-1	15		33-2	12
	13-1	6		33-11	7
5310-761-6882	3-7	21		33-13	10
	3-7.1	21		33-14	6
	6-21	10		33-15	13
	6-22	12	5310-823-8804	18-9	20
	6-23	14	5310-832-5779	22-4	12
	6-25	5	5310-832-6185	10-1	11
	6-26	13		11-1	9
	6-27	16	5310-833-8567	6-12	16
	33-2	8		6-13	7
	33-5	3		6-16	8
	33-8	7		6-17	10
	33-9	16		6-18	8
	33-11	5		6-27	6
	33-13	11	5310-842-1490	14-1	7
	33-14	3		33-21	1.5
	33-18	4	5310-842-7783	15-3	10
	33-19	7	5310-850-6884	13-1	10
	33-20	20	5310-851-2682	1-2	6
	33-23	5	5310-853-9335	22-10	17
5310-768-0319	6-12	10	5310-877-5797	12-7	39
	22-4	15		18-8	9
	22-5	7		18-9	5
	33-7	9		22-2	9
	33-26	8	5310-880-7744	33-14	8
5310-772-0442		GROUP 3307		33-15	15
5310-777-0223	12-6	13		33-19	11
	12-7	14		33-20	17
5310-781-9862	6-14	5			GROUP 3307
	6-15	4	5310-880-7745	15-0	4
5310-800-0076	33-3	6		15-2	1
5310-809-3078	33-18	2	5310-880-7746	1-6	3
5310-809-4058	6-4	6		5-1	5
	6-5	10		6-15	17
	6-21	24		18-10	5
	12-5	10	5310-889-2527	6-21	18
	12-7	36		6-22	15
	18-1	4		6-23	17
	22-10	12		6-24	16
	33-2	11		12-6	21
	33-5	5		12-7	21
	33-6	11		33-25	3
	33-7	7	5310-889-2528	6-22	20
	33-8	9		6-23	22
	33-9	3		6-24	20
	33-11	6		33-2	9
	33-14	4		33-9	21
	33-15	14		33-11	4
	33-19	5	5310-891-1711	10-2	18
	33-20	13	5310-896-1111	13-2	5.1

<i>Federal stock number</i>	<i>Figure number</i>	<i>Item number</i>	<i>Federal stock number</i>	<i>Figure number</i>	<i>Item number</i>
5310-896-1111—continued	13-3	10.2	5310-984-3806—continued	33-20	18
5310-901-0279	3-6	13	5310-984-3807	22-2	4
	3-6.1	16	5310-999-9167	16-2	4
5310-903-3992	4-1	3	5310-999-9423	16-2	2
5310-913-3365	6-1	3	5315-011-9120	10-2	7.5
	33-24	2		11-2	7.5
5310-930-8214	13-3	9		33-21	1.4
	15-3	14	5315-012-0123	15-3	11
5310-934-9747	18-5	6	5315-012-4553		GROUP 3307
	33-1	5		33-24	5
	33-4	4	5315-054-4190	12-2	7
	33-10	4	5315-177-1333	22-9	7
	33-11	16	5315-177-7565	6-6	18
5310-934-9751	6-6	15	5315-187-9538	12-2	5
	6-26	6	5315-200-8283	18-6	1
	12-6	6	5315-238-5663	12-2	12
	12-7	6	5315-298-1498	33-6	5
	18-9	12	5315-514-2660	1-7	3
	33-20	24		5-1	3
		GROUP 3307	5315-616-5526	6-1	16
	33-26	4	5315-678-1405	15-2	6
5310-934-9757	6-7	2		15-3	6
	33-4	7	5315-754-0848	12-2	1.7
	33-9	6	5315-812-3734	33-9	18
	33-11	20	5315-816-1794	13-2	5.2
	33-15	6		13-3	10.3
5310-934-9758	3-6.1	17	5315-832-6145	12-1	4
	22-5	6	5315-839-2325	33-9	19
5310-935-3607	10-1	15	5315-839-2326	12-2	1.5
	11-1	14	5315-839-5821	12-1	17
	11-2	14	5315-839-5822	13-1	11
	13-1	14		14-1	6
	13-3	4		13-1	1
		GROUP 3307	5320-928-3838	18-6	5
5310-939-0783	13-1	16	5325-064-6311	6-20	2.4
5310-943-2141	4-1	15	5325-124-1396	3-6	17
5310-959-1488	12-6	30		3-7	10
	12-7	30		3-7.1	10
	14-1	4	5325-131-6197	18-2	9
	16-2	5	5325-168-7173	6-25	3
		GROUP 1808		6-26	3
	33-18	9	5325-276-6089	6-22	2
5310-959-7600	33-6	10	5325-358-7900	6-6	23
5310-971-7989	12-1	2	5325-623-0928	6-14	7
	22-4	6		6-15	8
5310-975-2075	3-1.1	5	5325-682-1473	3-6	5
	3-9	4		3-7	2
	33-8	14		3-7.1	2
	33-9	10	5325-682-1614	6-26	11
	33-9	13	5325-682-1741	6-12	8
	33-16	2		6-13	9
5310-982-4908	13-1	3	5325-720-9054	6-23	3
	13-2	4		6-24	3
5310-982-5012	16-2	17	5325-727-0562	22-10	10
5310-983-8483	6-6	7.10			GROUP 3307
	33-4	11		33-23	12
5310-984-1259	6-1	5	5325-754-2240	12-4	14
	33-24	11	5325-802-8390	33-13	6
5310-984-3806	2-1	12		47-1	3
	4-1	7	5325-832-7445	12-4	8
	5-1	16	5325-836-8320	22-10	9
	18-2	14	5325-907-0704	18-5	8
	18-3	10		33-1	3
	22-2	14		33-10	2
	22-4	11	5325-959-2089	33-2	16
	33-6	15		33-11	10

<i>Federal stock number</i>	<i>Figure number</i>	<i>Item number</i>	<i>Federal stock number</i>	<i>Figure number</i>	<i>Item number</i>
5330-005-6073	3-8	3	5340-121-6183	1-10	8
5330-007-6151	33-6	13	5340-124-1326	6-6	7.4
5330-054-6880	6-6	4	5340-126-3841	22-7	15
5330-143-7002	6-7	8	5340-151-6977	22-7	4
5330-143-8710	18-3	19	5340-158-1433	18-9	1
5330-151-3843	3-5	2	5340-165-7769		GROUP 1504
5330-151-4056	10-2	5		22-6	8
	11-2	3	5340-168-7111	18-2	8
5330-159-3263	3-2	1		18-3	8
		GROUP 0610	5340-168-7112	18-7	9
5330-179-0420	6-14	9.1	5340-168-7178	6-21	15
5330-185-9927	3-6.1	5		6-22	4
5330-222-9036	18-4	2		6-23	5
5330-230-3719	18-4	6	5340-168-7179	6-11	5
5330-248-3844	6-6	2		6-23	6
5330-248-3846	6-6	22		6-24	21
5330-297-6329	6-7	13	5340-168-7233	18-1	7
5330-297-7106	6-17	14	5340-176-0450	13-3	7
5330-298-2955	33-20	10	5340-176-0451	18-1	13
5330-401-1508	22-9	14	5340-176-0935	2-1	19
5330-462-0907	6-18	2	5340-177-7779	22-4	13
5330-463-0200	6-16	2	5340-177-7803	1-9	4
5330-483-2408	22-4	4	5340-177-8114	18-2	5
5330-579-7911	6-5	7		18-3	4
5330-579-7914	6-5	6	5340-178-1378	4-1	16
5330-678-1379	1-10	6		33-6	16
5330-678-1759	10-2	4.1	5340-178-1379	4-1	11
5330-678-3236	11-2	6.1		33-6	6
	3-1.1	1.2	5340-181-8226	18-1	3
5330-678-7281	3-2	9.7	5340-182-3726	6-12	12
		GROUP 0309	5340-182-9615	6-25	2
5330-700-6868	3-3	2		6-26	2
	22-11	1		12-5	9
5330-721-5895	6-5	4	5340-204-9916	3-7.1	9
5330-770-0242	33-9	23	5340-214-8225	1-9	9
5330-781-9861	6-14	3	5340-256-3460	6-23	2
	6-15	2		6-25	4
5330-834-2912	1-7	5		6-26	4
	7-1	6	5340-282-7544	12-5	18
	8-1	2	5340-331-4771	6-24	1
	10-1	14	5340-333-6078	3-7	25
	11-1	12		3-7.1	25
5330-930-2060	3-6.1	22	5340-400-7243	13-1	18
	3-6	2.15	5340-421-7289	12-4	9
5340-007-6195	1-9	4	5340-434-8898	6-23	1
5340-008-5831	18-3	17		6-23	9
5340-057-2891	3-6.1	14		6-24	2
5340-057-2904	6-26	8	5340-463-4605	18-2	1
5340-057-3037	33-2	19	5340-471-9166	18-9	9
5340-073-5209	33-7	13	5340-480-1224	6-1	2
5340-080-9853	33-8	18	5340-506-1509	18-9	7
5340-087-4662	33-13	9	5340-506-1510	18-9	6
5340-088-1254	6-22	10	5340-543-3560	33-20	21
	6-23	12	5340-591-3444	18-7	2
5340-088-1255	6-22	18	5340-613-7807	1-9	2
	6-23	20	5340-613-7808	1-9	3
	6-24	14	5340-657-9793	33-2	16
5340-088-6655	22-7	10	5340-678-1396	4-1	18
5340-090-5426	6-27	9	5340-678-1403	3-6	6
5340-093-5789	18-3	2		3-7	9
5340-106-0617	6-25	11	5340-678-1413	1-1	6.4
	6-26	15	5340-678-1414	1-1	6.2
	33-2	14	5340-678-1417	18-9	2
	33-23	8	5340-678-1424	1-2	8
		GROUP 3307		1-5	1
5340-119-3900	6-7	6	5340-678-1428	1-2	3

<i>Federal stock number</i>	<i>Figure number</i>	<i>Item number</i>	<i>Federal stock number</i>	<i>Figure number</i>	<i>Item number</i>
5340-678-1431	2-1	6	5360-678-3104	12-3	4.2
	12-6	31	5360-678-3105	12-1	10
	12-7	31	5360-678-3106	3-10	3
		GROUP 1206	5360-973-3187	12-2	11
5340-678-3126	13-2	13	5365-150-7853	12-1	13
5340-678-3304	1-1	6.3	5365-168-7176	6-22	5
5340-678-3305	4-1	5		6-23	7
5340-678-3306	1-1	6.1		6-24	5
5340-682-1518	6-22	1	5365-168-7277	13-1	20
		GROUP 3307	5365-176-0452	2-1	16
5340-689-9514	22-7	16	5365-200-7415	6-6	11
5340-737-3354	12-6	34	5365-202-7638	6-6	1
	12-7	43	5365-410-9797	13-1	18
5340-753-3740	18-2	8	5365-417-2855	12-2	13
	18-3	8	5365-436-4807	13-1	18
5340-760-7488	1-9	9	5365-476-1028	1-7	4
5340-764-2334	18-2	7		7-1	5
	18-3	6		8-1	1
	18-8	3		10-1	13
	18-9	13		11-1	11
5340-777-0037	6-22	13	5365-493-8125	2-1	15
	6-23	15	5365-803-7301	15-1	7
5340-779-5620	3-7	3	5365-827-3262	22-9	3
	3-7.1	3	5365-832-5650	6-12	2
5340-809-1492	6-22	14	5905-777-8491	33-11	19
	6-23	16	5910-358-6918	6-6	17.2
5340-812-2035	5-1	13	5925-026-4767	6-7	21
5340-819-7036	5-1	19		33-11	23
	6-1	8	5925-271-8659	33-3	4
	33-24	10	5925-803-4424	33-4	5
5340-833-8476	6-18	6	5930-179-4524	6-9	6
5340-845-0835		GROUP 3307	5930-207-9422	12-7	37
5340-854-6729	6-25	7	5930-296-6318	33-2	1
5340-865-7404	33-23	2	5930-350-3871	6-4	7
5340-869-6210	18-9	8	5930-615-9376	33-3	13
5340-869-6211	18-9	16	5930-655-1513	33-11	25
5340-871-3858	18-6	4	5930-692-9279	6-10	5
5340-880-7497	6-21	8	5930-699-9438	6-9	1
5340-916-6539	18-9	4	5930-755-0761	12-6	14
5340-926-5449	6-21	11	5930-771-8119	6-19	4
	22-7	12	5935-306-2072	6-6	24
5340-927-9397	16-2	10	5935-572-9180	6-12	17
5340-984-8540	6-21	13		6-13	5
	6-24	11		6-16	7
		GROUP 3307		6-17	11
	33-23	10		6-18	9
5340-993-6207	3-7	23		6-27	4
	3-7.1	23	5935-695-9077	6-20	2.5
	6-22	19		33-3	10
	6-23	21	5935-773-1428	6-27	11
	6-25	13	5935-807-4109	6-12	7
5340-999-9097	16-2	3		6-13	8
5355-737-1335	7-1	10	5935-833-8561	6-11	1.3
5355-741-1761	8-1	4	5935-846-3884	6-27	10
5360-168-7163	6-6	14	5935-900-6281	33-2	20
5360-168-7164	6-6	26		33-11	14
5360-176-0445	13-3	6			GROUP 3307
		GROUP 1601	5940-399-6676	6-11	1.1
5360-526-5530	6-12	19	5940-549-6581	6-21	3
5360-664-4499	6-6	12	5940-549-6583	6-21	2
5360-664-5344	12-3	4.3	5940-705-6709	6-27	14
5360-678-1306	12-6	26	5940-867-5245	6-14	6
	12-7	26		6-15	5
		GROUP 1206	5945-789-3706	6-11	1.6
5360-678-1360	2-1	1	5961-856-1316		GROUP 3307
5360-678-3103	12-3	4.1	5970-705-6634	6-27	15

<i>Federal stock number</i>	<i>Figure number</i>	<i>Item number</i>	<i>Federal stock number</i>	<i>Figure number</i>	<i>Item number</i>
5970-833-8562	6-11	1.2	6240-019-0877—continued	6-17	3
5975-177-1930		GROUP 0306		6-18	11
5975-588-0387	6-7	4	6240-019-3093	6-16	3
5975-832-6852	6-9	4		6-18	3
5975-899-4606	33-7	1	6240-044-6914	6-14	10
	33-23	9		6-16	4
5975-984-6582	3-9	1		6-17	4
	6-25	9		6-18	4
	6-26	10	6240-155-8714	33-3	3
	33-7	2	6240-266-9940	6-7	9
		GROUP 3307	6240-419-3185	6-11	2
	33-23	6	6240-431-8341	6-12	3
5999-057-2929	6-27	5	6620-814-4770	6-19	2
6105-512-9225	33-15	2	6620-938-8212	6-7	17
6105-567-3287		GROUP 3307	6625-321-6365	6-7	3
6130-927-9393		GROUP 3307	6680-676-9242	3-2	2
6140-057-2553	6-21	27			GROUP 0610
6145-772-0853	6-27	3	6680-688-9965	1-7	7
6150-039-8256	33-3	5	6680-933-3599	47-1	2
6150-850-9332		GROUP 3307	6680-933-3600	6-7	18
6210-299-5564	6-7	19	6680-973-4187	47-1	1
6210-337-7345	6-7	20	6685-651-9523	5-2	4
6210-828-3680	33-3	2	6685-814-5271	6-19	1
6220-145-1342	6-14	9.2	6685-936-2139	6-7	16
6220-179-4324	6-18	1	7690-800-1200	22-12	3
6220-179-4325	6-16	1	8030-159-8177		GROUP 3305
6220-181-2388		GROUP 0608	9320-782-1643		GROUP 0304
6220-368-4945	6-17	7	9320-810-0999		GROUP 3307
6220-433-5966		GROUP 0609		33-19	2.4
6220-443-0589	6-12	9	9320-810-1001		GROUP 3307
6220-456-6106	6-13	10		33-19	2.6
6220-538-1088	6-9	7		33-19	2.7
6220-669-5623	6-17	1	9320-935-6184		GROUP 3307
6220-670-7692	6-15	7	9390-165-6006	6-25	14
6220-678-9045	6-12	1		6-26	17
6220-678-9046	6-13	1	9390-165-6007	6-26	5
6220-678-9047	6-15	10	9390-180-7289	6-27	17
6220-693-4175	6-13	4	9390-783-8181		GROUP 3307
6220-695-1107	6-13	2	9905-176-0480	22-12	1
6220-741-5451	6-15	6	9905-176-0481	22-12	1
6220-752-6020	6-17	2	9905-176-0482	22-12	4
6220-775-2384	6-15	11	9905-176-0483	22-12	4
6220-788-5887	6-14	1	9905-176-0484	22-12	1
6220-792-8288	6-15	11	9905-176-0485	22-5	9
6220-819-7028	6-13	3		22-6	5
6220-846-9745	6-15	7	9905-176-0486	22-6	1
6220-880-1624	6-16	9	9905-176-0559	22-12	4
6220-880-1625	6-18	10	9905-182-5041	22-6	4
6220-906-0159	3-2	9.1	9905-182-5043	22-6	3
	6-14	4	9905-205-2795	22-5	1
	6-15	3	9905-477-3714	6-21	16
6220-998-6142	6-12	15	9905-477-3715	6-21	17
6230-165-4017	3-7.1	33	9905-752-4649	6-12	4
	3-8	5		6-13	6
		GROUP 0309		6-27	2
6240-019-0877	6-15	13	9905-832-5656	22-12	1
	6-16	10	9905-893-3570	6-27	7

Reference Number Cross-Reference to Figure and Item Number

Reference number	Mfg. code	Figure no.	Item no.	Reference number	Mfg. code	Figure no.	Item no.
A 200085-00	28501		GROUP 0608	MS21333-71	96906	6-26	8
GGG-C-95	81348		GROUP 2604	MS21333-96	96906	6-22	18
MIL-H-13444	81349		GROUP 0304			6-23	20
		3-6.1	24			6-24	14
			GROUP 0306	MS21333-97	96906	33-8	18
MIL-R-3065	81349		GROUP 0304	MS21333-99	96906	3-7	23
MIL-S-12158	81349		GROUP 3305			3-7.1	23
M13516/1-1	81349	6-7	21			6-22	19
		33-11	23			6-23	21
MS3367-1-0	96906	3-9	1			6-25	13
		6-25	9	MS21333-100	96906	6-22	14
		6-26	10			6-23	16
		33-7	2	MS21333-101	96906	22-7	10
			GROUP 3307	MS21333-102	96906	6-21	13
		33-23	6			6-24	11
MS3367-2-0	96906	33-7	1				GROUP 3307
		33-23	9			33-23	10
MS9025-18	96906		GROUP 3307	MS21333-103	96906	6-25	7
MS9025-20	96906	33-23	2	MS21333-104	96906	6-22	10
MS9379-2	96906	3-1.1	6			6-23	12
MS15001-1	96906	9-1	2	MS21333-111	96906	33-2	19
		10-2	2	MS21333-122	96906	6-18	6
		11-2	2	MS21334-28	96906	6-21	11
		15-1	6			22-7	12
MS15570-623	96906	6-16	3	MS24532-2	96906	6-7	3
		6-18	3	MS24537-1	96906	6-19	1
MS15570-1251	96906	6-15	13	MS24538-1	96906	6-19	2
		6-16	10	MS24541-2	96906	6-7	17
		6-17	3	MS24543-2	96906	6-7	16
		6-18	11	MS24544-2	96906	6-7	18
MS15795-820	96906	6-1	14	MS24617-30	96906	22-12	2
MS15795-822	96906	33-24	7	MS24621-28	96906	33-3	18
MS16535-122	96906	18-6	5	MS24621-29	96906	18-3	21
MS16624-1050	96906	15-1	7	MS24621-33	96906	18-3	18
MS16626-1062	96906	2-1	15	MS24622-3	96906	33-8	17
MS20364-428	96906		GROUP 3307	MS24622-8	96906	33-11	2
MS20365-720	96906	6-1	6			33-15	9
MS20392-1C7	96906	33-9	18	MS24622-15	96906	33-8	15
MS20913-1S	96906	1-4	2	MS24622-29	96906	33-8	11
		3-1.1	1.6	MS24622-42	96906	33-8	1
		3-4	20			33-12	1
		3-6	10	MS24629-22	96906	33-9	11
		3-6.1	6	MS24629-47	96906	33-6	9
MS20913-2S	96906	1-10	3	MS24629-57	96906	33-20	11
MS20913-3S	96906	1-2	12			33-21	2.7
MS21044N3	96906	12-7	39	MS24649-34	96906		GROUP 3307
		18-8	9	MS24665-281	96906	12-2	1.5
		18-9	5	MS24665-285	96906	13-2	5.2
		22-2	9			13-3	10.3
MS21044N7	96906	15-0	9	MS24665-287	96906	10-2	7.5
		15-3	1			11-2	7.5
		18-7	5			33-21	1.4
		33-24	9	MS24665-349	96906	12-2	5
MS21045-6	96906	13-1	3	MS24665-351	96906	12-1	17
		13-2	4	MS24665-353	96906	13-1	11
MS21045-8	96906	16-2	8			14-1	6
MS21045-12	96906	16-2	17	MS24665-355	96906	15-3	11
MS21083N12	96906		GROUP 3307	MS24665-362	96906	33-6	5
MS21245L8	96906	6-1	13	MS25231-313	96906	33-3	3
MS21245L10	96906	6-1	21	MS25231-1829	96906	6-7	9
MS21245L12	96906	33-24	8	MS25231-1873	96906	6-11	2
MS21318-29	96906	18-6	2	MS25917-20	96906	33-3	4
MS21333-4	96906	3-6.1	14	MS27147-1	96906	33-2	20
MS21333-6	96906	3-7	3			33-11	14
		3-7.1	3				GROUP 3307
MS21333-35	96906	12-5	18	MS27148-2	96906	6-27	5
MS21333-70	96906	22-7	16				

Reference number	Mfg. code	Figure no.	Item no.	Reference number	Mfg. code	Figure no.	Item no.
MS27183-5	96906	6-6	7.10	MS35206-241	96906	6-7	15
		33-4	11	MS35206-227	96906	33-11	18
MS27183-7	96906	33-4	8	MS35206-228	96906	33-3	17
MS27183-8	96906	6-4	2	MS35206-230	96906	33-4	10
		18-9	15	MS35206-242	96906	6-17	13
MS27183-9	96906	18-9	20			33-9	22
MS27183-10	96906	6-4	6	MS35206-243	96906	3-8	1
		6-5	10			6-17	6
		6-21	24	MS35206-244	96906	33-2	4
		12-5	10	MS35206-247	96906	6-7	22
		12-7	36			33-4	9
		18-1	4			33-11	22
		22-10	12	MS35206-262	96906	33-20	7
		33-2	11	MS35206-277	96906	33-6	3
		33-5	5			33-15	3
		33-6	11	MS35206-278	96906	6-24	12
		33-7	7	MS35206-279	96906	1-4	3
		33-8	9			6-7	12
		33-9	3			6-21	7
		33-11	6			6-22	9
		33-14	4			6-23	11
		33-15	14			6-24	15
		33-19	5			6-25	12
		33-20	13			6-26	16
		GROUP 3307				18-1	6
MS27183-11	96906	33-18	2			33-2	7
MS27183-12	96906	3-3	3			33-14	1
		4-1	6	MS35206-280	96906	22-9	4
		6-2	3			33-13	8
		18-10	7			33-20	19
		22-10	16	MS35206-281	96906	6-27	13
		22-11	3	MS35206-284	96906	1-5	2
		33-17	8	MS35207-261	96906	33-20	22
		33-19	9	MS35207-263	96906	6-26	9
		33-20	15			18-8	4
MS27183-13	96906	5-1	7			18-9	10
		18-1	10			33-25	7
		22-2	15	MS35207-264	96906	6-8	3
		GROUP 3307				18-8	8
		33-25	6			18-9	3
MS27183-14	96906	3-1.1	3			22-2	7
		12-1	16	MS35207-265	96906	18-9	14
		12-6	29	MS35207-266	96906	18-9	21
		12-7	29	MS35207-269	96906	33-26	2
MS27183-15	96906	18-7	7	MS35207-270	96906	22-8	3
MS27183-16	96906	1-1	5	MS35207-279	96906	GROUP 3307	
		12-6	2			33-23	11
		12-7	2	MS35207-280	96906	33-21	2.3
		15-0	8	MS35207-281	96906	33-7	6
		15-3	2	MS35207-284	96906	33-26	6
MS27183-17	96906	18-7	4	MS35265-43	96906	6-9	2
MS27183-18	96906	6-1	18	MS35268-80	96906	22-5	3
		33-21	1.1	MS35307-364	96906	1-10	10
MS27199-1	96906	6-4	7	MS35333-37	96906	33-4	3
MS28775-215	96906	6-5	7			33-11	17
MS28775-217	96906	6-5	6	MS35333-38	96906	6-7	14
MS29513-113	96906	6-6	2			33-2	3
MS29513-114	96906	6-6	22			33-4	6
MS29523-1	96906	1-7	3			33-9	5
		5-1	3			33-11	21
MS35000-1	96906	6-21	27			33-15	5
MS35058-21	96906	33-11	25			GROUP 3307	
MS35059-21	96906	33-3	13	MS35333-39	96906	6-8	2
MS35190-269	96906	22-5	4			6-26	7
MS35190-271	96906	33-8	4			GROUP 3307	
		33-12	2			33-26	3
MS35190-303	96906	18-2	10	MS35333-40	96906	6-7	11
MS35191-289	96906	18-5	11			6-20	3

<i>Reference number</i>	<i>Mfg. code</i>	<i>Figure no.</i>	<i>Item no.</i>	<i>Reference number</i>	<i>Mfg. code</i>	<i>Figure no.</i>	<i>Item no.</i>
MS35333-40—continued		6-21	9	MS35338-43—continued		18-9	22
		6-22	11			33-20	8
		6-23	13	MS35338-44	96906	3-7	22
		6-24	13			3-7.1	22
		6-25	6			6-4	5
		6-26	14			6-5	9
		12-7	35			6-10	2
		22-4	7			6-12	14
		33-2	6			6-18	13
		33-7	8			6-21	14
		33-14	2			12-4	24
			GROUP 3307			12-5	27
		33-23	4			18-1	9
MS35333-41	96906	3-3	4				GROUP 1801
		12-7	18			22-4	14
		22-11	4			22-5	8
		33-14	7			22-10	3
		33-15	11			33-5	4
		33-15	16			33-6	2
			GROUP 3307			33-8	8
MS35333-42	96906	12-6	18			33-9	2
		22-4	3			33-19	6
MS35333-43	96906	12-1	14			33-20	12
MS35333-44	96906	6-9	5			33-21	2.2
MS35334-19	96906	6-12	11	MS35338-45	96906	5-1	6
		12-5	11			5-2	12
		33-2	12			6-2	2
		33-11	7			9-1	1.4
		33-13	10			10-2	1.2
		33-14	6			11-2	1.2
		33-15	13			18-10	4
MS35334-21	96906	33-8	13			33-19	10
		33-9	9			33-20	16
MS35334-23	96906	12-7	25			33-25	5
MS35335-30	96906	33-1	4	MS35338-46	96906	1-10	4
		33-10	3			3-1.1	4
MS35335-32	96906	18-8	5			3-9	5
		18-9	11			4-1	2
		22-5	5			6-3	3
		22-8	2			6-5	12
		33-6	8			6-13	13
		33-20	23			12-2	1.2
		33-25	8			14-1	10
MS35335-33	96906	1-4	4			33-16	3
		6-11	4	MS35338-47	96906	1-1	2
		6-24	10			10-1	2
		6-27	12			10-2	14
		12-4	20			11-1	2
		12-5	23			15-0	3
		22-9	5			15-2	2
		33-6	4	MS35338-48	96906	13-1	17
		33-15	4			15-1	2
		33-18	5			33-21	1.3
		33-26	7	MS35387-1	96906	22-5	1
MS35335-34	96906	6-13	16	MS35392-8	96906	13-4	4
		6-14	12	MS35478-1683	96906	6-14	10
		6-15	15			6-16	4
		6-21	19			6-17	4
		12-6	22			6-18	4
		12-7	22	MS35490-8	96906	6-26	11
MS35335-35	96906	6-17	8	MS35490-9	96906	22-10	9
		12-2	9	MS35490-10	96906	3-6.1	1
MS35338-41	96906	6-6	7.11			12-5	8
		18-5	7			33-9	15
MS35338-42	96906	6-7	1	MS35490-11	96906	12-4	14
		6-9	3	MS35490-14	96906	22-10	10
		6-17	12				GROUP 3307
MS35338-43	96906	6-6	16			33-23	12

<i>Reference number</i>	<i>Mfg. code</i>	<i>Figure no.</i>	<i>Item no.</i>	<i>Reference number</i>	<i>Mfg. code</i>	<i>Figure no.</i>	<i>Item no.</i>
MS35490-16	96906	6-22	2	MS35810-3	96906	12-2	1.7
MS35490-17	96906	33-2	15	MS35840-1	96906	5-1	4
		33-11	10	MS35842-10	96906	3-4	13
MS35490-19	96906	6-21	5			3-4.1	10
		6-24	8			3-6.1	23
		6-25	1			3-7	20
		6-26	1			3-7.1	20
		33-23	7	MS35842-11	96906	33-13	1
MS35490-20	96906	6-23	3	MS35842-12	96906	3-4.1	3
		6-24	3			33-7	12
MS35490-23	96906	33-13	6			33-12	7
		47-1	3	MS35842-13	96906	3-4	17
MS35649-202	96906	3-6.1	17			3-4.1	6
		22-5	6			5-2	1.1
MS35649-262	96906	18-5	6			7-1	7
		33-1	5			33-7	10
		33-4	4			33-8	5
		33-10	4			33-12	3
		33-11	16			33-12	6
MS35649-282	96906	6-7	2	MS35842-14	96906	33-7	4
		33-4	7			33-8	3
		33-9	6			33-17	2
		33-11	20	MS35844-5	96906	1-7	4
		33-15	6			7-1	5
MS35650-302	96906	6-6	15			8-1	1
		6-26	6			10-1	13
		12-6	6			11-1	11
		12-7	6	MS35909-2	96906	6-5	3
		18-9	12	MS35910-2	96906	6-5	4
		33-20	24	MS39020-1	96906	6-12	4
			GROUP 3307			6-13	6
		33-26	4			6-27	2
MS35690-528	96906	10-2	1.1	MS39020-3	96906	6-27	7
		11-2	1.1	MS39021-2	96906	47-1	2
MS35691-5	96906	12-1	2	MS39060-2	96906	6-9	1
		22-4	6	MS39061-1	96906	33-2	1
MS35691-13	96906	22-10	17	MS39062-2	96906	33-4	5
MS35691-17	96906	1-2	6	MS45904-60	96906	6-11	1.8
MS35691-21	96906	3-1.1	5	MS45904-68	96906	6-22	20
		3-9	4			6-23	22
		33-8	14			6-24	20
		33-9	10			33-2	9
		33-9	13			33-9	21
		33-16	2			33-11	4
MS35691-25	96906	10-2	18	MS45904-72	96906	6-21	18
MS35692-30	96906	13-2	5.1			6-22	15
		13-3	10.2			6-23	17
MS35692-37	96906	14-1	7			6-24	16
		33-21	1.5			12-6	21
MS35692-45	96906	13-1	10			12-7	21
MS35692-53	96906	15-3	10			33-25	3
MS35751-41	96906	4-1	9	MS45904-73	96906	22-9	17
		22-2	16	MS45904-74	96906	3-6	13
		33-6	7			3-6.1	16
MS35751-42	96906	4-1	19	MS45904-76	96906	6-13	11
MS35751-44	96906	5-1	12			6-16	5
MS35756-8	96906	6-1	16			6-18	5
MS35756-17	96906		GROUP 3307	MS49005-2	96906	12-7	16
		33-24	5	MS49005-10	96906	1-2	10
MS35764-1032	96906	16-2	7	MS51065-33-2	96906	5-2	10
MS35764-1048	96906	10-2	21	MS51074-1	96906	6-20	1
MS35769-18	96906	1-7	5	MS51085-1	96906	33-5	2
		7-1	6	MS51106-451	96906	15-3	7
		8-1	2	MS51113-1	96906	6-8	1
		10-1	14	MS51302-1	96906	6-15	7
		11-1	12	MS51303-2	96906	6-15	7
MS35782-5	96906	1-2	9	MS51318-1	96906	6-13	1

<i>Reference number</i>	<i>Mfg. code</i>	<i>Figure no.</i>	<i>Item no.</i>	<i>Reference number</i>	<i>Mfg. code</i>	<i>Figure no.</i>	<i>Item no.</i>
MS51321-1	96906	33-5	8	MS51967-2 -- continued		33-20	17
MS51329-1	96906	6-17	1				GROUP 3307
MS51335-2	96906	15-1	3	MS51967-8	96906	6-1	12
MS51375-1	96906	13-4	6				GROUP 3307
MS51377-1	96906	13-4	5			33-24	1
MS51849-32	96906	6-6	7.12	MS51968-2	96906	6-12	10
MS51861-65C	96906	33-14	10			22-4	15
MS51922-1	96906	18-1	5			22-5	7
		33-9	17			33-7	9
MS51922-5	96906	33-6	10			33-26	8
MS51922-9	96906	2-1	12	MS51968-5	96906	1-6	3
		4-1	7			5-1	5
		5-1	16			6-15	17
		18-2	14			18-10	5
		18-3	10	MS51968-8	96906	6-3	4
		22-2	14			22-4	10
		22-4	11	MS51968-11	96906	15-0	4
		33-6	15			15-2	1
		33-20	18	MS51968-14	96906	15-1	1
MS51922-13	96906	22-2	4	MS51968-15	96906	13-1	16
MS51922-17	96906	18-7	8	MS51970-3	96906	4-1	3
MS51922-21	96906	4-1	15	MS51988-3	96906	22-3	5
		12-6	30	MS51988-5	96906	33-17	6
		12-7	30			33-18	1
		14-1	4	MS51988-7	96906	13-3	9
		16-2	5			15-3	14
		GROUP 1808		MS51988-10	96906	10-1	15
		33-18	9			11-1	14
MS51922-29	96906	16-2	15			11-2	14
MS51928-3	96906	6-25	2			13-1	14
		6-26	2			13-3	4
		12-5	9	MS51988-12	96906	13-1	7
MS51928-5	96906	6-24	1	MS53000-1	96906	6-10	5
MS51928-8	96906	6-23	2	MS53048-9	96906	22-8	5
		6-25	4	MS53049-1	96906	22-8	4
		6-26	4	MS53069-1	96906	13-4	1
MS51928-10	96906	6-23	1				GROUP 1504
		6-23	9			22-5	11
		6-24	2	MS75004-1	96906	6-21	3
MS51937-3	96906	1-2	5	MS75004-2	96906	6-21	2
MS51939-1	96906	18-2	7	MS75021-2	96906	6-27	10
		18-3	6	MS90160-14	96906	14-2	2
		18-8	3	MS90707-4025	96906	22-9	3
		18-9	13	MS90725-1	96906	33-14	11
MS51939-2	96906	18-9	4	MS90725-3	96906	3-7	24
MS51941-5	96906	33-20	9			3-7.1	24
MS51967-2	96906	3-7	21			6-25	8
		3-7.1	21			33-8	10
		6-21	10			33-9	20
		6-22	12			33-23	14
		6-23	14	MS90725-4	96906	6-11	3
		6-25	5			6-24	9
		6-26	13			33-9	1
		6-27	16	MS90725-5	96906	12-5	17
		33-2	8			12-7	34
		33-5	3			22-10	4
		33-8	7			33-5	15
		33-9	16			33-6	1
		33-11	5			33-9	14
		33-13	11			33-15	12
		33-14	3			33-19	4
		33-18	4			33-23	3
		33-19	7	MS90725-6	96906	6-18	12
		33-20	20			6-22	21
		33-23	5			6-23	23
MS51967-5	96906	33-14	8			6-24	19
		33-15	15			18-1	2
		33-19	11				GROUP 1801

Reference number	Mfg. code	Figure no.	Item no.	Reference number	Mfg. code	Figure no.	Item no.
MS90725-6—continued				MS90726-38	96906	12-6	23
		22-9	13	MS90726-59	96906	4-1	13
		33-14	5			33-18	7
MS90725-8	96906	6-5	8	MS90726-62	96906	22-4	5
		33-11	3			33-18	10
MS90725-9	96906	33-5	7	MS90726-64	96906		GROUP 1808
MS90725-10	96906	33-2	10			22-4	2
MS90725-11	96906	33-9	4	MS90726-68	96906	1-1	4
MS90725-29	96906	33-15	10	MS90726-69	96906	12-6	19
		33-25	2			14-1	1
MS90725-31	96906	6-2	5	MS90726-85	96906	18-7	3
		12-7	33	MS90726-90	96906	11-1	5
		33-14	9	MS90726-93	96906	15-0	6
		33-15	17	MS90726-94	96906	15-0	7
		33-25	4			15-3	4
MS90725-32	96906	2-1	10	MS90726-96	96906	10-1	8
		18-2	16	MS90726-98	96906	15-0	2
		18-3	13			15-2	4
		22-4	1	MS90726-101	96906	10-1	5
		33-17	3	MS90726-103	96906	15-0	6
		33-18	3			15-3	4
		33-19	8	MS90726-117	96906	15-1	4
		33-20	14	MS90726-119	96906	15-1	5
MS90725-33	96906	18-2	17	MS90726-120	96906	15-1	5
		18-3	12	MS90726-121	96906	15-1	5
MS90725-34	96906	33-19	13	MS90726-127	96906	15-1	4
MS90725-36	96906	33-17	5	MS90726-135	96906	1-3	3
MS90725-38	96906	3-3	5	MS90726-190	96906	16-2	16
		6-2	1	MS90727-66	96906	13-1	2
		12-7	23	MS90727-69	96906	13-2	8
		22-11	5	MS90727-71	96906	13-2	1
MS90725-39	96906	5-2	8	MS90727-84	96906	10-1	1
MS90725-42	96906	22-9	16			11-1	1
MS90725-45	96906	12-7	17	MS90727-86	96906	7-1	4
MS90725-57	96906	1-10	11				GROUP 1201
		6-16	6	MS90727-90	96906	6-1	9
		6-17	9			33-24	12
		6-18	7	MS90727-95	96906	13-3	1
MS90725-59	96906	12-2	1.1	MS90727-99	96906	13-1	8
MS90725-60	96906	12-2	10	MS90727-123	96906	13-1	15
MS90725-61	96906	6-5	11	MS90728-5	96906	12-4	21
		15-3	12			12-5	24
MS90725-62	96906	1-10	2	MS90728-64	96906	6-1	4
		14-1	9			33-24	3
MS90725-87	96906	10-2	19	MS500055-53	96906	13-4	7
MS90725-89	96906	15-0	6	C 46-11	79960	3-1.1	6
MS90725-95	96906	15-0	6	XA 839	19728	6-6	18
MS90725-108	96906	5-1	20	X 2878	19728	6-6	8
MS90726-4	96906	12-4	23	ZZ-H-428	81349		GROUP 3303
		12-5	26	IAU 1100RC	19728	6-6	31
MS90726-6	96906	6-20	4	17-C18035-40	19207		GROUP 0306
		33-6	12				GROUP 3303
MS90726-5	96906	6-4	4	17-C-18035-60	19207		GROUP 0306
		6-10	1	33-T-233	80244		GROUP 2202
		12-5	12	42C16505	21450	5-1	2
			GROUP 3307	214C1K07	78940	3-5	3
		33-26	10	615A32	78940	3-5	2
MS90726-8	96906	12-1	1	1393C1K07	78940	3-5	1
MS90726-27	96906	6-14	11	1395C2	78940	3-5	4
MS90726-29	96906	6-13	17	112726	24617	33-9	19
		6-15	16	117957	24617	22-7	11
		6-21	20	118831	21450	6-6	20
MS90726-31	96906		GROUP 3307	120377	12450	6-13	14
MS90726-32	96906		GROUP 3307	123160	21450	33-5	1
MS90726-33	96906	3-6	12	125859	24617	22-7	9
		3-6.1	15	137398	21450		GROUP 0306
MS90726-34	96906	5-2	13	137404	21450	3-7	14
		18-10	1			3-7.1	14
MS90726-37	96906	9-1	1.3				

Reference number	Mfg. code	Figure no.	Item no.	Reference number	Mfg. code	Figure no.	Item no.
137405	21450	1-9	5	431780	00000	18-6	1
137420	24617	1-9	14	432655	21450	6-22	1
		3-4	10				GROUP 3307
140353	24617	33-5	9	440485	21450	18-3	7
142427	24617		GROUP 0106	441375	21450	18-2	6
			GROUP 0306			18-3	5
142431	21450	1-9	12			22-7	3
		3-4	4	444012	21450	6-19	3
			GROUP 0306	444146	24617	3-4	11
142432	24617		GROUP 0106			3-4.1	8
		22-7	8	444577	24617	3-6	14
143343	24617	1-8	1			3-6.1	19
143481	24617	3-4	3	444683	21450	1-7	9
143521	21450		GROUP 2202	444688	24617	1-7	8
178453	24617	3-1.1	2	453019	21450	6-10	3
		6-3	2	455209	21450	6-6	27
178466	24617	3-7	4	455215	21450	6-6	25
		3-7.1	4	455219	21450	6-6	28
		22-7	14	502204	21450	1-10	5
178681	21450	3-6	18	503622	21450	22-9	12
		3-7	11	544190	21450	12-2	7
		3-7.1	11	583708	21450	6-21	4
178785	21450	3-10	2	585891	21450	5-1	17
178910	21450	1-9	6	592635	19207	18-9	7
187343	24617	1-8	3	592636	21450	18-9	6
191245	21450	3-2	8	594221	00000	6-6	7.1
191558	21450	22-7	5	594224	21450	6-6	30
191676	24617	1-4	5	5160323	19207	12-6	13
		12-1	9			12-7	14
191677	21450	5-1	9	5167419	19207	12-6	15
		18-2	12			12-7	15
420463	24617	3-7.1	29	5167888	19207	12-6	33
420475	21450	3-6.1	13			12-7	42
420484	21450	3-6.1	9	5214539	19207	12-6	11
423437	21450	3-7.1	8			12-7	12
423477	21450	6-4	8	5294507	19207	6-13	12
		12-5	33	5303469	19207	12-3	4.3
423545	24617	6-11	1.7	5307283	19207	6-6	32
		6-21	12	5307299	19207	10-2	1.5
		22-7	13			11-2	1.5
424208	21450	1-4	1	5310615	19207	6-12	13
		3-4	19	5336402	19207	1-8	4
		3-4.1	14	5346767	19207	6-6	11
		6-22	16	5346775	19207	6-6	7.3
		6-23	18	5346782	19207	6-6	13
		6-24	17	5346784	19207	6-6	10
424209	24617	5-2	2	5346787	19207	6-6	12
424505	21450	3-2	3	5381088	19207	6-9	7
			GROUP 0610	5381233	19207	6-9	4
424633	21450	12-4	29	5466880	19207	6-6	4
424635	21450	3-6	7	5601318-2	19207	18-7	9
		3-7	8	5702186	19207		GROUP 0900
		12-4	10	5702207	19207		GROUP 0105
425379	21450	18-4	7	5702208	19207		GROUP 0105
425389	21450	18-4	4	5702237	19207		GROUP 1002
425575	21450	33-5	14				GROUP 1102
425623	21450	5-1	22	5702243	19207		GROUP 1805
		12-6	7	5702245	19207		GROUP 0605
		12-7	7	5702246	19207		GROUP 0503
		18-2	2	5702247	19207		GROUP 1004
425639	24617	3-9	8				GROUP 1104
		12-6	17	5702254	19207		GROUP 0100
425643	21450	12-6	25	5702259	19207		GROUP 3307
425826	21450	6-4	3	5703300	19207		GROUP 3307
425827	24617	3-6.1	3	5703303	19207		GROUP 1301
425848	24617	3-2	5	5703309	19207		GROUP 0302
		3-8	6	5703310	19207		GROUP 0609
427475	21450	6-21	23	5703312	19207		GROUP 1201

Reference number	Mfg. code	Figure no.	Item no.	Reference number	Mfg. code	Figure no.	Item no.
5703317	19207		GROUP 0608	7260493	19207	33-7	13
5703326	19207		GROUP 1805	7320658	19207	6-17	14
5703383	19207		GROUP 1004	7320691	19207	6-15	12
			GROUP 1104	7320711	19207	6-13	4
5703385	19207		GROUP 1004	7324397	19207	12-6	24
			GROUP 1104			12-7	24
5704602	19207		GROUP 0605	7324407	19207	12-4	17
5704603	19207		GROUP 0605			12-5	21
5704605	19207		GROUP 1202	7331162	19207	16-2	6
5704606	19207		GROUP 0301	7331166	19207	3-2	4
6566675	19207		GROUP 1808			3-8	4
7001423	19207	12-3	2	7331178	19207	18-2	18
7006868	19207	3-3	2	7331195	19207	18-2	8
		22-11	1			18-3	8
7012848	19207	33-2	17	7331196	19207	18-2	11
7017601	19207	3-2	6	7331197	19207	6-21	15
7017616	19207	12-6	28			6-22	4
		12-7	28			6-23	5
7017647	19207	6-3	5	7331198	19207	6-22	5
7017829	19207	22-7	17			6-23	7
7017830	19207	22-8	1			6-24	5
7025878	19207	12-3	7	7331229	19207	22-1	4
7025881	19207	13-3	4.2			33-22	3
7025882	19207	12-3	1	7331243	19207	22-1	2
7025883	19207	12-3	4.1			33-22	2
7025887	19207	12-3	6	7331256	19207	4-1	4
7035410	19207	12-6	10	7331260	19207	4-1	8
		12-7	11	7331265	19207	4-1	17
7035426	19207	12-2	3	7331267	19207	4-1	12
7044860	19207	1-7	1	7331269	19207	4-1	18
7044861	19207	3-4	2	7331280	19207	10-1	4.1
7045096	19207	3-2	9.7			11-1	4.1
			GROUP 0309	7331286	19207	22-3	2
7045097	19207	3-8	3	7331296	19207	10-2	7.4
7045098	19207	3-2	7			11-2	7.4
			GROUP 0309	7331315	19207	22-2	2
7045099	19207	3-7.1	28			22-3	4
7045799	19207	6-1	19				GROUP 3307
7046603	19207	7-1	2	7331320	19207	18-2	5
			GROUP 1201			18-3	4
7046621	19207	1-9	8	7331328	19207	6-3	1
7046622	19207	3-6	11	7331366	19207	4-1	10
7046648	19207	10-1	6	7331368	19207	4-1	1
		11-1	15			33-18	8
		13-1	6	7331369	19207	18-4	5
7046649	19207	4-1	14	7331372	19207	18-4	6
7056634	19207	6-27	15	7331373	19207	18-4	2
7056709	19207	6-27	14	7331383	19207	18-2	13
7059131	19207	6-3	6			18-3	9
7059147	19207	12-4	4	7331407	19207	12-4	2
		12-5	4			12-5	2
7059149	19207	16-2	11	7331408	19207	5-1	13
7059536	19207	6-6	14	7331409	19207	5-1	15
7059537	19207	6-6	26	7331413	19207	22-12	4
7059815	19207	10-2	5	7331414	19207	22-12	1
		11-2	3	7331419	19207	22-7	1.8
7062167	19207	3-6	4	7331422-2	19207	22-7	1.1
7062167-1	19207	3-7	1	7331429	19207	22-7	15
		3-7	27	7334360	19207	22-5	2
		3-7.1	1	7340595	19207	10-2	3
		3-7.1	27			11-2	5
7063812	19207	14-2	3	7342996	19207	13-4	3
7064588	19207	12-6	14	7345065	19207	3-6	1
7064900	19207	6-14	7			3-7	13
		6-15	8			3.7.1	13
7071436	19207	18-7	2	7345090	19207	22-3	1
7076223	19207	4	1				

Reference number	Mfg. code	Figure no.	Item no.	Reference number	Mfg. code	Figure no.	Item no.
7345097	19207	22-1	5				GROUP 0610
		33-22	4	7375373	19207	6-6	3
7345100	19207	22-1	1	7375377	19207	6-6	5
		33-22	1	7377468	19207	2-1	9
7345115	19207	3-6	9	7385988	19207	33-11	9
		3-7	7	7524043	19207	33-13	2
7345116	19207	3-6	8	7525940	19207	6-13	2
		3-7	6	7525997	19207	6-17	7
7345120	19207	3-6	6	7526020	19207	6-17	2
		3-7	9	7528480	19207	6-15	14
7345121	19207	3-6	17	7535871	19207	33-19	12
		3-7	10	7535885	19207		GROUP 3307
		3-7.1	10	7535950	19207	33-5	13
7345124	19207	12-4	7	7535958	19207	33-4	1
7345125	19207	12-4	6	7535978	19207	33-16	1
		12-5	6	7535983	19207	1-8	8
7345138	19207	12-4	16	7536094	19207	33-13	3
7345139	19207	12-4	12	7536114	19207	33-16	6
7345140	19207	18-5	2	7536117	19207	33-18	6
7345149	19207	18-5	1	7536127	19207	33-16	4
7345157	19207	33-22	5	7536130	19207	33-16	8
7345178	19207	22-7	1.3	7536131	19207	10-2	7.1
7345179	19207	22-7	7.2			11-2	7.1
7345187	19207	5-1	21	7536132	19207	10-2	7.2
7345189	19207	18-9	2			11-2	7.2
7345195	19207	22-3	3	7536140	19207	10-1	16
7345210	19207	6-10	4			11-1	13
7345234	19207	4	3	7536151	19207	6-22	7
7345244	19207	4	5	7536186	19207	1-9	11
7345298	19207		GROUP 3307			3-4	6
7345299	19207		GROUP 3307	7538146	19207	6-12	5
		33-19	2.6	7696491	19207	8-1	4
		33-19	2.7	7697462	19207	12-4	18
7345300	19207		GROUP 3307			12-5	22
		33-19	2.4	7697487	19207	18-1	8
7345301	19207		GROUP 3307	7697608	19207	10-2	6
7345301-1	19207	33-20	2			11-2	4
7345316	19207	33-19	3.2	7700242	19207	33-9	23
7345391	19207	33-20	1	7703461	19207	3-6	5
7345392	19207	33-20	1			3-7	2
7347547	19207	6-6	21			3-7.1	2
7348578	19207	6-6	6	7703467	19207	6-22	6
7351043	19207	3-8	2			6-23	8
7355736	19207	6-1	20			6-24	6
7358620	19207	6-7	7	7716721	19207	15-3	9
7358621	19207	6-7	20	7720442	19207		GROUP 3307
7358622	19207	6-7	19	7720853	19207	6-27	3
7358623	19207	6-7	6	7721422	19207	6-21	8
7358624	19207	6-7	4	7722323	19207	6-27	9
7358625	19207	6-7	5	7723309	72869	6-27	8
7358626	19207	6-7	13	7728831	19207	6-25	11
7368801	19207	9-1	3			6-26	15
7368808	19207	9-1	3			33-2	14
7368813	19207	12-2	12			33-23	8
7371194	19207	3-9	9				GROUP 3307
7371335	19207	7-1	10	7731428	19207	6-27	11
7372262	19207	22-8	6	7763325	19207	33-13	9
7372705	19207	22-4	4	7770037	19207	6-22	13
7373354	19207	12-6	34			6-23	15
		12-7	43	7950152	19207	4	4
7374885	19207	6-6	7.4	7951734	19207	33-3	5
7374887	19207	6-6	9	7951737	19207	33-3	12
7374888	19207	6-6	1	7951753	19207	33-3	6
7374893	19207	6-6	7.5	7951754	19207	33-3	15
7374894	19207	6-6	29	7954720-1	19207		GROUP 3307
7375146	19207	3-2	1	7971262	19207	33-3	7

<i>Reference number</i>	<i>Mfg. code</i>	<i>Figure no.</i>	<i>Item no.</i>	<i>Reference number</i>	<i>Mfg. code</i>	<i>Figure no.</i>	<i>Item no.</i>
7971263	19207	33-3	9	8386475	19207	6-14	3
7982399	19207	3-2	9.1			6-15	2
		6-14	4	8386476	19207	6-14	5
		6-15	3			6-15	4
7986147	19207	33-11	12	8386477	19207	6-14	6
7986167	19207	33-3	14			6-15	5
7986168	19207	33-3	8	8389357	19207		GROUP 1504
7986170	19207	33-3	2			22-5	10
7986254	19207	33-2	5			22-6	6
7986297	19207		GROUP 3303	8675947	19207	33-9	12
7986298	19207		GROUP 3303	8675948	19207	33-13	4
7986299	19207		GROUP 3303	8687084	19207	6-14	2
7996801	19207	10-2	4.3			6-15	1
		11-2	6.3	8689205	19207		GROUP 0306
7996802	19207	10-1	4.2				GROUP 3303
		11-1	4.2	8689206	19207		GROUP 0106
7996804	19207	10-2	4.1				GROUP 2202
		11-2	6.1	8689207	19207		GROUP 0106
7996806	19207	10-1	4.3				GROUP 0304
		11-1	4.3				GROUP 0306
7998568	19207	5-2	4	8694464	19207	6-15	10
8328075	19207	6-6	17.2	8699838	19207		GROUP 3307
8328076	19207	6-6	23	8705443	19207	12-6	27
8328442	19207	12-5	32			12-7	27
8329624	19207	3-7	25	8707498	19207	33-3	16
		3-7.1	25	8707574	19207	33-2	13
8329781	19207	3-6.1	20			33-11	8
8329786	19207	6-6	24	8710631	19207	33-11	11
8329787	19207	6-6	19	8710635	19207	33-2	21
8335233	19207	6-14	8			33-11	15
		6-15	9				GROUP 3307
8338561	19207	6-11	1.3	8710636	19207	33-11	13
8338562	19207	6-11	1.2	8710637	19207	33-2	22
8338564	19207	6-11	1.1	8710670	19207	33-11	24
8338566	19207	6-12	17	8710856	19207	33-11	19
		6-13	5	8711121	19207	33-15	8
		6-16	7	8712325	19207	3-6	15
		6-17	11			3-6.1	22
		6-18	9	8712348	19207	15-0	1
		6-27	4	8712351	19207	47-1	1
8338567	19207	6-12	16	8712356	19207	6-27	1
		6-13	7	8712357	19207	6-14	1
		6-16	8	8712360	19207	6-14	9.4
		6-17	10	8712387	19207	10-2	9
		6-18	8			11-2	9
		6-27	6			12-3	5
8338572	19207	6-20	2.5	8712391	19207	10-2	8
		33-3	10			13-1	9
8338573	19207	6-20	2.6	8712392	19207	10-2	8
		33-3	11			13-1	9
8342318	19207	10-2	12	8712393	19207	12-4	26
		11-2	12			12-5	29
8342323	19207	5-2	11	8712394	19207	12-4	3
8359955	19207	18-1	7			12-5	3
8359956	19207	10-1	7	8712395	19207	12-4	25
		11-1	6			12-5	28
8359973	19207	10-1	9	8712396	19207	12-4	1
		11-1	7			12-5	1
8359976	19207	12-4	13	8712410	19207	33-26	1
		12-5	15	8712416	19207		GROUP 2604
8359992	19207	3-9	3	8712418	19207	33-15	1
8359993	19207	16-2	13	8719880	19207	33-15	7
8359994	19207	16-2	1	8720053	19207		GROUP 3307
8376496	19207	3-2	2	8720193	19207	33-9	24
			GROUP 0610	8720449	19207	33-3	1
8378661	19207	6-17	5	8720660	19207	33-15	2

<i>Reference number</i>	<i>Mfg. code</i>	<i>Figure no.</i>	<i>Item no.</i>	<i>Reference number</i>	<i>Mfg. code</i>	<i>Figure no.</i>	<i>Item no.</i>
8724501	19207	33-2	16				GROUP 1601
8724763	19207	6-27	17	8754267	19207	12-1	8
8741435	19207	6-12	6	8754269	19207	12-4	9
8741437	19207	6-12	18	8754272	19207	12-2	4
8741441	19207	6-12	12	8754273	19207	12-2	13
8741442	19207	6-12	8	8754274	19207	12-2	6
		6-13	9	8754275	19207	12-1	6
8741443	19207	6-12	19	8754276	19207	12-1	12
8741446	19207	6-12	2	8754277	19207	12-1	11
8741447	19207	6-12	15	8754278	19207	12-1	4
8741461	19207	6-12	9	8754279	19207	12-1	3
8741462	19207	6-12	1	8754281	19207	12-1	15
8741491	19207	6-12	3	8754282	19207	12-1	18
8741492	19207	6-12	7	8754285	19207	12-1	10
		6-13	8	8754288	19207	7-1	3
8741646	19207	6-15	11				GROUP 1201
8741648	19207	6-15	11	8754289	19207	12-1	2
8741650	19207		GROUP 0609				GROUP 1805
8741651	19207	6-14	6	8754320	19207	1-5	3.2
8747986	19207	6-13	10	8754321	19207	1-5	3.1
8747987	19207	6-13	3	8754337	19207	6-5	13
8754028	19207	1-10	9	8754338	19207	6-5	1
8754029	19207	1-10	8	8754354	19207	12-1	13
8754032	19207	1-10	7	8754402	19207	13-1	20
8754039	19207	15-2	3	8754403	19207	13-1	20
		15-3	3	8754404	19207	13-1	20
8754044	19207	15-2	5	8754412	19207	1-2	8
		15-3	5			1-5	1
8754046	19207	15-2	6	8754415	19207	13-1	13
		15-3	6	8754416	19207	13-1	13
8754047	21450	18-6	4	8754433	19207	1-8	7
8754060	19207	2-1	14	8754436	19207	1-8	5
8754067	19207	2-1	4	8754437	19207	1-2	3
8754068	19207	2-1	8	8754440	19207	10-2	7.3
8754069	19207	2-1	2			11-2	7.3
8754071	19207	2-1	3	8754445	19207	13-2	9
			GROUP 1805				GROUP 1601
8754072	19207	12-6	32	8754456	19207	13-1	19
		12-7	32	8754466	19207	14-2	4
8754073	19207	2-1	1				GROUP 1805
8754076	19207	2-1	11	8754481	19207	10-2	20
8754081	19207	8-1	3	8754482	19207	10-2	20
			GROUP 1805	8754490	19207	14-1	5
8754098	19207	7-1	9	8754523	19207	12-6	26
		18-4	3			12-7	26
8754099	19207	7-1	8				GROUP 1206
			GROUP 1805	8754526	19207	12-6	8
8754124	19207	6-20	2.2			12-7	8
8754125	19207	6-20	2.1	8754527	19207	2-1	6
8754126	19207	6-4	1			12-6	31
8754127	19207	6-4	9			12-7	31
8754129	19207	3-9	2				GROUP 1206
8754130	19207	3-9	6	8754548	19207	1-8	6
8754153	19207	3-10	1	8754549	19207	3-4	8
8754159	19207	13-1	21	8754551	19207	1-9	17
8754160	19207	13-1	21	8754554	19207	1-9	1
8754175	19207	3-9	11	8754571	19207	12-6	12
			GROUP 1805			12-7	13
8754176	19207	3-10	3	8754572	19207	4-1	5
8754177	19207	3-10	4	8754579	19207	5-1	14
8754182	19207	1-6	1.2	8754580	19207	5-2	1.2
8754183	19207	1-6	1.1	8754585	19207	1-9	10
8754184	19207	1-6	2	8754586	19207	1-9	16
8754200	19207	6-13	15	8754587	19207	3-4	9
8754216	19207	1-1	6.3	8754588	19207	3-4	7
8754237	19207	12-1	7	8754589	19207	1-9	13
8754263	19207	13-1	5			3-4	5

Reference number	Mfg. code	Figure no.	Item no.	Reference number	Mfg. code	Figure no.	Item no.
8754590	19207	1-9	15	9407529	19207	22-9	10
8754591	19207	22-7	7.1	10882088	19207	6-11	5
8754593	19207	1-9	4			6-23	6
8754593-1	19207	1-9	4			6-24	21
8754594	19207	1-9	9	10884910	19207		GROUP 3307
8754594-1	19207	1-9	9	10884934	19207	33-17	1
8754595	19207	1-9	2	10884935	19207		GROUP 3307
8754596	19207	1-9	3	10884943	19207	33-4	2
8754597	19207	5-2	9	10884969-1	19207	33-7	11
8754598	19207	5-2	7	10884970	19207	33-8	6
8754604	19207	3-4	18	10884971	19207	33-12	4
		3-4.1	7	10884982	19207	6-1	3
8754613	19207	1-2	7			33-24	2
8754618	19207	5-2	6	10884984	19207	1-8	2
8754620	19207	5-2	3	10884985	19207		GROUP 3307
8754621	19207	5-2	5	10884986	19207		GROUP 3307
8754622	19207	1-10	1	10884988	19207	1-1	1
8754623	19207	1-10	6	10884989	19207	4-1	11
8754624	19207	1-10	12			33-6	6
8754660	19207	1-3	1	10884990	19207	4-1	16
8754661	19207	1-3	2			33-6	16
8754663	19207	3-1.1	1.2	10885003	19207	33-19	1.1
8754667	19207	6-9	6	10885004	19207	33-20	3
8754668	19207	14-1	3	10885005	19207	33-20	4
8754669-1	19207	6-7	10	10885006	19207	33-20	5
8754676	19207	1-1	6.1	10885007	19207		GROUP 3307
8754679	19207	1-1	6.2	10885008	19207	33-19	2.3
8754683	19207	1-1	6.4	10885009	19207	33-19	2.2
8754688	19207	10-1	10	10885010	19207	33-19	3.1
		11-1	8	10885011	19207	33-19	2.1
8754689	19207	10-1	11	10885012	19207	33-19	2.5
		11-1	9	10885014	19207	33-19	1.2
8754698	19207	10-2	13	10885015-1	19207	33-7	5
8754707	19207	3-10	5	10885028	19207	18-1	12
8754723	19207	18-1	3	10885047	19207	10-2	10
8754731	19207	13-2	12			11-2	10
8754732	19207	13-2	13	10885048	19207	10-2	11
8754737	19207	16-2	12	10885102	19207	6-1	2
8754740	19207	22-4	13	10885105	19207	33-26	11
8754741	19207	22-4	17	10885108	19207	1-7	2
8754753	19207	6-21	30			18-6	3
8754760	19207	6-21	28	10885110	19207	6-1	5
8754761	19207	6-21	29			33-24	11
8754765	19207	6-21	25	10885111	19207	6-1	10
8754793	19207	18-2	3	10885112	19207	11-2	13
8754805	19207	18-1	1	10885113	19207	11-2	8
8754814	19207	16-2	9			13-2	10
8754815	19207	5-2	1.3			13-3	8
8754823	19207	3-1.1	1.7	10885144	19207	12-4	19
		3-6	2			12-5	20
		3-7	15	10885150	19207	16-2	14
		3-7.1	15	10885153			GROUP 1504
8754843	19207	18-2	9			22-5	12
8754846	19207	18-2	15	10885154	19207	6-20	2.4
8754850	19207	18-4	1	10885159	19207	13-2	2
8754861	19207	10-2	17	10885160	19207	13-2	2
8754862	19207	10-2	17	10885161	19207	13-2	3
8754863	19207	6-21	26	10885162	19207	13-2	3
8754890	19207	15-0	5	10885163	19207	13-2	5.4
8754891	19207	13-1	1			13-3	10.1
8754900	19207	18-5	4	10885166	19207	13-2	5.3
8754948	19207	18-5	3			13-3	10.4
8754955	19207	5-1	18	10885167	19207	13-2	6
		6-1	11	10885168	19207	13-2	7
8754975	19207	33-22	6	10885503	19207	12-6	5
8762696	19207	33-2	2	10885504	19207	12-6	9
8764823-1	19207	3-7.1	31	10885508	19207	12-6	20

<i>Reference number</i>	<i>Mfg. code</i>	<i>Figure no.</i>	<i>Item no.</i>	<i>Reference number</i>	<i>Mfg. code</i>	<i>Figure no.</i>	<i>Item no.</i>
10885508—continued		12-7	20	10939547	19207	33-20	6
10885510	19207	12-6	3	10939551-1	19207	33-9	8
		12-7	3	10939551-2	19207	33-8	12
10885511	19207	12-6	16	10939551-2	19207	33-8	12
10885514	19207	2-1	5	10939563-7	19207	33-13	7
10885517	19207	12-6	4	10939563-8	19207	33-13	5
		12-7	4	10939569	19207	33-7	3
10885518	19207	12-6	1	10939570	19207	33-8	2
		12-7	1	10939572	19207	33-12	5
10885522	19207	5-1	19	10939573	19207	33-11	1
		6-1	8	10939576	19207	33-6	13
		33-24	10	10939581	19207	2-1	7
10885524	19207	6-1	7	10939599	19207	33-12	8
10885540	19207	7-1	1	10942521	19207	6-21	1
		12-1	5	10944427	19207	18-9	8
10885549	19207	18-6	6	10945121-1	19207	18-9	16
10885551	19207	33-5	6	10945121-2	19207	18-9	9
10885561	19207	33-1	2	10947439	19207		GROUP 3307
		33-10	1			33-25	1
10885570	19207	10-1	12	10947517-1	19207	33-24	4
		11-1	10	10950772	19207	10-1	3
10885577	19207		GROUP 3307			11-1	3
10885581	19207		GROUP 3307	10950775	19207	33-8	16
10906314	19207		GROUP 3307	10950776	19207	18-2	4
10920608	19207	33-9	24	10950781	19207		GROUP 3307
10921766	19207	33-9	7	10950782	19207	3-2	9.4
10921812	19207	33-4	12	10950783	19207	3-2	9.6
10921819	19207	13-2	14	10950785	19207	3-2	9.8
10921821	19207	33-1	1	10950786	19207	18-7	6
10921829	19207	33-21	2.9	10950807	19207	47-1	4
10921830	19207	33-21	1.6	10950808	19207	6-1	20
10921833	19207	33-21	1.2	10950816	19207	22-4	8
10921834	19207	33-21	2.8	10950818	19207	22-4	12
10921841	19207	33-21	2.1	10950821	19207	22-12	1
10921842	19207	13-2	14	10950822	19207	22-12	4
10921848	19207	33-21	2.6	10950824	19207		GROUP 3307
10921849	19207	33-21	2.5	10950831	19207	6-1	2
10921860	19207	13-4	2	10950838	19207	33-20	21
10921883	19207		GROUP 1601	10950839	19207	33-20	10
10921884	19207	16-1	2	10950842	19207	22-7	6
10921885	19207	16-1	3	10950854	19207	33-16	7
10921886	19207	16-1	1	10950856-1	19207	13-1	18
10921887	19207	5-1	1	10950856-2	19207	13-1	18
10921892	19207	3-6	3	10950856-3	19207	13-1	18
		3-7	26	10950857	19207	16-2	10
		3-7.1	26	10950858-1	19207	16-2	4
10921893	19207	6-1	1	10950858-2	19207	16-2	2
10921895	19207	12-2	11	10950859	19207	16-2	3
10921897	19207	12-2	8	10950861	19207	22-4	9
10921898	19207	6-20	2.3	10950870	19207		GROUP 1808
10921905-1	19207	18-5	8	10950883	19207	18-10	10
		33-1	3	10950884	19207	18-10	3
		33-10	2	10950885	19207	18-10	9
10921906	19207	22-7	7.3	10950886	19207	18-10	8
10921908	19207	2-1	13	10950887	19207	18-10	6
10929868	19207	6-1	17	10950888	19207	18-10	2
10936812	19207	33-17	7	10950889	19207	18-10	11
10936838	19207	18-5	10	10950890-1	19207	18-8	6
10936840	19207	18-5	9	10950890-2	19207	18-9	17
10936870	19207	22-12	1	10950891	19207	18-8	10
10936882	19207	22-12	4	10950891-2	19207	18-9	18
10939501	19207	33-21	2.4	10950891-3	19207	18-9	19
10939502	19207		GROUP 3307	10950950	19207	18-8	1
10939509	19207	15-3	8	10950980	19207	6-22	8
10939512	19207	12-4	15	10950981	19207	6-25	10
10939513	19207	12-4	11	10950982	19207	1-7	7
10939520	19207	33-26	9	10950985	19207	22-12	3
10939535	19207	33-2	18	10950992	19207	6-22	17

Reference number	Mfg. code	Figure no.	Item no.	Reference number	Mfg. code	Figure no.	Item no.
10950992—continued				11630414	19207	33-1	2
		6-23	18	11630417	19207	1-7	6
11598826	19207	18-7	1	11630418	19207	5-1	8
11598841	19207	22-2	13	11630476	19207		GROUP 0608
11598847	19207	18-8	2	11630485	19207	12-4	22
11598849	19207	18-5	5	11630490-2	19207	18-9	18
11598850	19207	22-1	3	11630490-3	19207	18-8	10
11598859	19207	22-2	1			18-9	19
11598866	19207	22-2	11	11630491-1	19207	18-8	6
11598875-1	19207	22-2	6	11630491-2	19207	18-9	17
11598875-2	19207	22-2	3	11630492	19207	18-8	7
11598880	19207	33-18	11	11630497	19207	1-1	7
11598906	19207	22-1	7	11630498	19207	1-1	3
11598910	19207	22-1	6	11630502	19207	22-1	5
11598911	19207	22-2	12	11630506	19207	22-1	1
11598914-1	19207	22-2	10	11630514	19207	12-4	28
11598914-2	19207	22-2	10	11630515	19207	12-4	27
11598915	19207	22-2	8			12-5	30
11598921	19207	22-12	1	11630516	19207	12-4	5
11598922	19207	22-12	4			12-5	5
11598925	19207	6-14	9.2	11630520	19207	6-23	10
11598926	19207	6-14	9.1	11630528	19207	6-11	1.4
11598927	19207	6-14	9.3	11630530	19207	22-1	3
11598930	19207	3-4	1	11630559	19207	22-1	6
		3-4.1	1	11630560	19207	22-1	7
		33-17	4	11630566	19207	18-5	5
11598951-1	19207	13-2	11	11630570	19207	18-2	8
11598951-2	19207	13-2	11			18-3	8
11598960	19207	12-2	1.4	11630578	19207	18-9	1
11598966	19207	18-8	7	11630579-2	19207	18-7	9
11598973	19207	12-2	1.6	11630581	19207	33-26	5
11598976	19207	12-4	8	11630582-1	19207	6-21	16
11598979	19207	22-7	2	11630582-2	19207	6-21	17
11598980	19207	22-7	4	11630586	19207	33-26	12
11598981	19207	18-2	1	11630594	19207	33-26	13
11598999-1	19207	22-2	5	11630595	19207	13-4	1
11598999-2	19207	22-2	5				GROUP 1504
11599000	19207	22-2	17			22-6	7
11599001	19207	6-25	14	11630596	19207	10-2	12
		6-26	17			11-2	12
11599001-1	19207	6-26	5	11630599	19207	14-2	1
11599002	19207	6-25	3	11631857	19207	6-2	4
		6-26	3	11639449	19207		GROUP 0301
11599015	19207	22-11	2	11639519-1	19207	6-16	2
11599020-1	19207	5-2	10	11639519-2	19207	6-18	2
		33-24	13	11639535	19207	6-18	1
11599021	19207	5-2	9	11639546	19207	6-16	1
		33-24	15	11639594	19207	3-7.1	30
11599022	19207	1-3	1	11639632-1	19207	13-3	5
		33-24	14	11639632-2	19207	13-3	5
11601150	19207	3-2	9.3	11639643	19207	13-3	6
11601291	19207	3-2	9.2				GROUP 1601
11601292	19207	3-2	9.5	11639645	19207	4-1	17
11605388	19207	6-7	8	11639646	19207	15-3	13
11613631	19207	6-11	1.6	11639647-1	19207	13-3	12
11613632-1	19207	6-11	1.5	11639647-2	19207	13-3	12
11613665	19207	3-9	10	11639648-1	19207	13-3	3
11613715	19207	3-7.1	7	11639648-2	19207	13-3	3
11613716	19207	3-7.1	6	11639649-1	19207	13-3	11
11613717	19207	3-7.1	5	11639649-2	19207	13-3	11
11613719	19207	3-6.1	11	11639650-1	19207	13-3	2
11614156	19207	6-16	9	11639650-2	19207	13-3	2
11614157	19207	6-18	10	11639652	19207	18-3	1
11614174-1	19207	22-6	4	11639656	19207	13-3	7
11614174-4	19207	22-6	3	11639660	19207	4-1	12
11614197	19207	22-6	2	11639682	19207		GROUP 2202
11614279	19207		GROUP 1202	11639682-1	19207	22-10	1
11630402	19207	6-1	15				

Reference number	Mfg. code	Figure no.	Item no.	Reference number	Mfg. code	Figure no.	Item no.
11639690	19207		GROUP 1504	11644871-3	19207	6-22	3
		22-6	8			6-23	4
11639705	19207	33-18	12			6-24	4
11639714	19207	2-1	18	11644871-4	19207	6-21	6
11639715	19207	2-1	19	11644874	19207	22-9	15
11639717	19207	2-1	20	11644875	19207	22-9	2
11639718	19207	2-1	16	11644876	19207	22-9	8
11639719	19207	2-1	17	11644878	19207	12-5	13
11639769	19207	3-4	12	11644880	19207	22-9	1
		3-4.1	9	11644886	19207	18-3	17
11639770-1	19207	12-5	19	11644887	19207	18-3	11
11639770-2	19207	12-5	14	11644889	19207	22-9	14
11639773	19207	3-7	12	11644892	19207	18-3	19
		3-7.1	12	11644896	19207	6-26	12
11639776	19207	12-5	16	11644901	19207	18-3	20
11639778	19207	12-5	31	11644904	19207	2-1	5
11639791	19207	12-7	19	11644909	19207	12-5	7
11639795	19207	12-7	5	11644912	19207	18-3	15
11640180	19207	33-24	4	11644913	19207	22-9	6
11640182	19207		GROUP 3307	11644914	19207	22-9	7
11640367	19207	33-25	1	11644916	19207	18-3	2
11640665	19207	22-10	2	11644921	19207	18-3	3
11640666	19207	22-10	13	11644924	19207	3-7	5
11640669	19207	13-1	12	11657361	19207	18-1	11
11640670	19207	13-1	4	11660407	19207	18-10	11
11640859	19207	6-3	7	11660409	19207	18-10	2
11640924	19207	6-6	7.2	11660414	19207	12-7	10
11640944	19207	3-1.1	1.3	11660419	19207	22-12	4
		3-7	17	11660422	19207	22-12	1
		3-7.1	17	11660423	19207	22-12	4
			GROUP 0309	11660426	19207	12-7	9
11640994	19207	3-3	1	11660435-2	19207	3-4	15
11641029	19207	16-2	18			3-4.1	12
11641033	19207	3-7.1	33			3-4	16
		3-8	5	11660435-5	19207	3-4.1	13
			GROUP 0309			3-7	18
11641034	19207	14-1	2			3-7.1	18
11641035	19207	14-1	8	11660436	19207	3-4	14
11641085-1	19207	18-3	14			3-4.1	11
11641086-1	19207	18-3	16	11660440	19207	22-12	1
11641104	19207	3-7	16	11660442	19207	22-12	1
		3-7.1	16	11660443	19207	22-12	4
11641115	19207	22-9	11	11660444	19207	1-9	7
11641116	19207	22-9	9	11660451	19207	6-24	7
11644830	19207	33-1	1	11660454	19207	9-1	1.2
11644833	19207		GROUP 0803			10-2	1.4
11644833	19207	12-2	1.3			11-2	1.4
			GROUP 1805	11660455	19207	10-2	16
11644836	19207	33-23	1			11-2	16
11644837	19207	33-23	13	11660458	19207	10-2	15
11644838	19207	33-24	6			11-2	15
11644844	19207	33-24	16	11660466	19207	12-3	3
11644850	19207	3-9	7	11660495	19207	5-1	10
11644853	19207	18-1	13	11660497	19207	10-2	4.2
11644854	19207	10-2	9			11-2	6.2
		11-2	9	11660498	19207	5-1	11
		12-3	5	11660506	19207	10-2	1.3
11644859	19207	22-6	1			11-2	1.3
11644860	19207	22-5	9	11660507	19207	9-1	1.1
		22-6	5	11660517-1	19207	3-6	16
11644861	19207		GROUP 2202	11660519	19207	3-7	19
11644861-1	19207	22-10	5			3-7.1	19
11644861-2	19207	22-10	6	11660528	19207	12-7	38
11644864	19207	22-10	7	11660529	19207	6-5	5
11644865	19207	22-10	11	11660531	19207	6-6	7.7
11644870	19207	22-4	16	11660542	19207		GROUP 0605

<i>Reference number</i>	<i>Mfg. code</i>	<i>Figure no.</i>	<i>Item no.</i>	<i>Reference number</i>	<i>Mfg. code</i>	<i>Figure no.</i>	<i>Item no.</i>
11660669-1	19207	6-5	2.1	11681676	19207	3-4.1	4
11660669-2	19207	6-5	2.3	11681677	19207	3-6.1	25
11660669-3	19207	6-5	2.2	11681686	19207	3-4.1	5
11662913	19207	3-1.1	1.5	11681688	19207	3-7.1	32
11662918	19207	6-11	6	11681689	19207	3-7.1	9
11662919	19207	6-11	7	11681690	19207	3-6.1	2
11662946	19207	6-11	8	11681691	19207	3-6.1	10
11663000	19207	22-10	14	11681694	19207	3-6.1	7
11663065	19207	6-6	7.6	11681695	19207	3-6.1	8
11663066	19207	6-6	17.1	11681696	19207	3-6.1	12
11663279	19207	12-7	37	11681698	19207	3-6.1	4
11668003	19207	3-1.1	1.4	11681699	19207	3-6.1	18
11668004	19207	3-1.1	1.4	11681705	19207	3-6.1	5
11668005	19207	22-3	7	11681707	19207	3-6.1	21
11668295	19207	22-10	15	11681709	19207	3-1.1	1.1
11668569	19207	6-6	7.9	11681729	19207	4	2
11668570	19207	6-6	7.13	11681738	19207	22-3	6
11681675	19207	3-4.1	2				

**ORGANIZATIONAL MAINTENANCE
AND REPAIR PARTS AND SPECIAL TOOLS LIST
FOR
TRUCK, UTILITY: ¼ TON, 4X4, M151 (2320-542-4783)
M151A1 (2320-763-1092) M151A2 (2320-177-9258)
TRUCK, UTILITY: ¼ TON, 4X4, M151A1C (2320-763-1091),
M825 (2320-177-9257), 106MM RECOILLESS RIFLE
TRUCK, AMBULANCE, FRONTLINE: ¼ TON, 4X4, M718
(2310-782-6056), M718A1 (2310-177-9256)**

		Paragraph	Page
SECTION	I. INTRODUCTION		
	Scope	1	5
	General	2	5
	Explanation of columns	3	5
	Special information	4	6
	How to locate repair parts	5	6
	Abbreviations	6	7
	Federal supply codes for manufacturers	7	7
	Reporting of equipment publication improvements	8	7
	Utility Truck, 4x4, ¼ Ton, right-front view	1	8
	Utility Truck, 4x4, ¼ Ton, with 106 mm Recoilless Rifle, right rear view	2	8
	Frontline Ambulance, 4x4, ¼ Ton, right rear view	3	9
SECTION	II. SPECIAL TOOLS AND EQUIPMENT		
	GROUP 26—TOOLS AND EQUIPMENT		
	Special tools and Equipment	4	11
SECTION	III. REPAIR PARTS LIST		
	GROUP 01—ENGINE		
	Engine Mounts and Related Parts	1-1	13
	Engine Block and Cylinder Head	1-2	15
	Crankshaft and Related Parts	1-3	17
	Flywheel Housing and Related Parts	1-4	19
	Camshaft, Timing Gear and Valve Push Rod Covers	1-5	21
	Rocker Arm Shaft and Cover	1-6	23

* This manual supersedes TM 9-2320-218-20P, 5 April 1968, including all changes.

SECTION III. REPAIR PARTS LIST— Continued

Engine Oil Filter, Oil Pan and Related Parts	1-7	25
Crankcase Ventilation Lines, Fittings and Related Parts	1-8	27
Distributor Ventilation Lines, Fittings and Related Parts	1-9	29
Intake Manifold, Exhaust Manifold and Related Parts	1-10	31
 GROUP 02—CLUTCH		
Clutch Linkage and Related Parts	2-1	33
 GROUP 03—FUEL SYSTEM		
Carburetor Assembly and Related Parts	3-1	35
Fuel Pump (M151, M151A1, M151A1C and M718) and Fuel Level Sending Unit (All Models)	3-2	37
Fuel Pump (M151A2, M825 and M718A1)	3-3	39
Air Cleaner and Ventilation Lines	3-4	41
Air Cleaner Assembly	3-5	43
Fuel Tank (All Models) and Fuel Lines and Fittings (M151, M151A1, M151A1C and M718)	3-6	45
Fuel Lines and Fittings (M151A2, M825 and M718A1)	3-7	48
Fuel In-Tank Filter and Related Parts (M151A2, M825, and M718A1)	3-8	50
Accelerator, Throttle and Choke Controls	3-9	52
Bellcrank Assembly and Related Parts	3-10	54
 GROUP 04—EXHAUST SYSTEM		
Muffler, Exhaust Pipes and Related Parts	4-1	57
 GROUP 05—COOLING SYSTEM		
Radiator shroud and Related Parts	5-1	59
Thermostat, Water Pump, Hoses, Fan and Related Parts	5-2	61
 GROUP 06—ELECTRICAL SYSTEM		
Generator Assemblies and Related Parts	6-1	63
Voltage Regulator and Related Parts (M151, M151A1, M151A1C, and M718)	6-2	65
Starter Assembly and Related Parts	6-3	67
Starting Switch and Related Parts	6-4	69
Distributor, Spark Plugs, and Cables	6-5	71
Distributor Assembly	6-6	74
Instrument Panel and Related Parts	6-7	76
Light Switch Assembly	6-8	78
Ignition Switch	6-9	80
Headlight Beam Selecting Switch	6-10	82
Directional Control and Flasher	6-11	84
Headlight Assembly	6-12	86
Blackout Headlight Assembly	6-13	88
Turn Signal Light Assembly (M151, M151A1, M151A1C, and M718)	6-14	90
Blackout Marker Light and Rear Stoplight Assemblies (M151, M151A1, M151A1C, and M718)	6-15	92
Front Composite Light—Turn, Park, and Marker (M151A2, M825, and M718A1)	6-16	94
Stoplight—Taillight Assembly (M151, M151A1, M151A1C, and M718)	6-17	96
Rear Composite Light—Tail, Stop, Turn, and Marker (M151A2, M825 and M718A1)	6-18	98
Oil Pressure Switch and Temperature Transmitter	6-19	100
Horn, Switch and Related Parts	6-20	102
Batteries, Cables and Related Parts	6-21	105
Front Vehicle Wiring—25 amp. System (M151, M151A1, M151A1C, and M718)	6-22	107
Front Vehicle Wiring—60 amp. System (M151, M151A1, M151A1C, and M718)	6-23	109
Front Vehicle Wiring—60 amp. System (M151A2, M718A1, and M825)	6-24	111
Rear Vehicle Wiring—25 or 60 amp. System (M151, M151A1, M151A1C, and M718)	6-25	113
Rear Vehicle Wiring—60 amp. System (M151A2, M718A1, and M825)	6-26	115
Trailer Receptacle and Related Parts	6-27	117

SECTION III. REPAIR PARTS LIST—Continued

GROUP 07—TRANSMISSION			
Transmission and Related Parts	7-1	119	
GROUP 08—TRANSFER ASSEMBLY			
Transfer and Related Parts	8-1	120	
GROUP 09—PROPELLER AND PROPELLER SHAFTS			
Vehicle Propeller Shafts	9-1	122	
GROUP 10—FRONT AXLE			
Front Differential Assembly	10-1	124	
Front Axle Assembly	10-2	127	
GROUP 11—REAR AXLE			
Rear Differential Assembly	11-1	129	
Wheel Mechanism, Rear Axle Assembly	11-2	131	
GROUP 12—BRAKES			
Handbrake Assembly	12-1	133	
Handbrake Lever	12-2	135	
Brake Shoes and Drum	12-3	137	
Brake Lines and Wheel Cylinders (M151, M151A1, M151A1C, and M718)	12-4	140	
Brake Lines and Wheel Cylinder (M151A2, M825, and M718A1)	12-5	143	
Master Cylinder and Brake Pedal (M151, M151A1, M151A1C, and M718)	12-6	146	
Master Cylinder and Brake Pedal (M151A2, M825, and M718A1)	12-7	149	
GROUP 13—WHEELS AND TRACK			
Front Suspension	13-1	152	
Rear Suspension (M151, M151A1, M151A1C, and M718)	13-2	154	
Rear Suspension (M151A2, M825, and M718A1)	13-3	156	
Wheel Assembly	13-4	158	
GROUP 14—STEERING			
Steering Linkage	14-1	160	
Steering Gear and Wheel	14-2	162	
GROUP 15—FRAME, TOWING ATTACHMENTS, AND DRAWBARS			
Pintle and Related Parts	15-1	164	
Front Lifting Eye and Related Parts	15-2	166	
Rear Lifting Eye and Related Parts	15-3	168	
GROUP 16—SPRINGS AND SHOCK ABSORBERS			
Overload Springs, Rear (M151A1C and M825)	16-1	170	
Shock Absorber and Attaching Parts	16-2	172	
GROUP 18—BODY, CAB, HOOD AND HULL			
Hood Catch and Attaching Parts	18-1	174	
Windshield Assembly and Related Parts (M151, M151A1, M151A1C, and M718)	18-2	176	
Windshield Assembly and Related Parts (M151A2, M718A1, and M825)	18-3	178	
Transmission Cover Plate and Related Parts	18-4	180	
Seat Cushions	18-5	182	
Front Seat Retaining Pins	18-6	184	
Driver and Passenger Safety Belts	18-7	186	
Ambulance Litter Rails, Straps, and Attaching Parts (M718 and M718A1)	18-8	188	
Miscellaneous Straps and Attaching Parts	18-9	192	
Ambulance Body Extensions and Related Parts (M718 and M718A1)	18-10	193	
GROUP 22—BODY, CHASSIS OR HOOD, AND ASSEMBLY ITEMS			
Ambulance Curtains (M718 and M718A1)	22-1	195	
Ambulance Curtain Supporting Structure (M718 and M718A1)	22-2	197	
Folding Top—Canvas and Bow Assembly (M151, M151A1 and M151A2)	22-3	199	

SECTION III. REPAIR PARTS LIST— Continued

Rearview Mirror and Attaching Parts	22-4	201
Reflectors and Attaching Parts (M151, M151A1, M151A1C, and M718)	22-5	203
Reflector Tapes (M151A2, M825, and M718A1)	22-6	205
Windshield Wiper Vacuum Lines (M151, M151A1, M151A1C, and M718)	22-7	208
Windshield Wiper Motor and Related Parts (M151, M151A1, M151A1C, and M718)	22-8	210
Windshield Wiper Motor and Related Parts (M151A2, M825, and M718A1)	22-9	212
Windshield Washer (M151A2, M825, and M718A1)	22-10	214
Vacuum Pump and Related Parts (M151, M151A1, M151A1C, and M718)	22-11	216
Data and Instruction Plates	22-12	218

GROUP 33—SPECIAL PURPOSE KITS

Hood and Brush Guard Cover (—65° Winterization Kit) (M151, M151A1, and M151A2)	33-1	220
Electrical Leads, Cables, and Related Parts (—65° Winterization Kit) (M151, M151A1, and M151A2)	33-2	223
Heater Control Box Assembly (—65° Winterization Kit) (M151, M151A1, and M151A2)	33-3	225
Battery Box and Cover Assembly (—65° Winterization Kit) (M151, M151A1, and M151A2)	33-4	227
Fuel Pump, Filter and Lines (—65° Winterization Kit) (M151, M151A1, and M151A2)	33-5	229
Heater Intake and Exhaust Pipes (—65° Winterization Kit) (M151, M151A1, and M151A2)	33-6	232
Heater Hoses and Related Parts (—65° Winterization Kit) (M151, M151A1, and M151A2)	33-7	234
Defroster Control Diverter and Hoses (—65° Winterization Kit) (M151, M151A1, and M151A2)	33-8	237
Heater Guard and Diverter Boxes (—65° Winterization Kit) (M151, M151A1, and M151A2)	33-9	240
Brush Guard Cover (Hot Water Heater Kit)	33-10	241
Electrical Cables, Switch, and Related Parts (Hot Water Heater Kit)	33-11	244
Defroster Hoses and Related Parts (Hot Water Heater Kit)	33-12	246
Water Hoses and Related Parts (Hot Water Heater Kit)	33-13	248
Heater Diverter Box and Intake Duct (Hot Water Heater Kit)	33-14	250
Heater Assembly (Hot Water Heater Kit)	33-15	252
Control Assembly and Miscellaneous Fittings (Deep Water Fording Kit) (M151, M151A1, M151A2, M718, and M718A1)	33-16	254
Air Intake Tube and Related Parts (Deep Water Fording Kit) (M151, M151A1, M151A2, M718, and M718A1)	33-17	256
Exhaust Pipe Extension and Related Parts (Deep Water Fording Kit) (M151, M151A1, M151A2, M718, and M718A1)	33-18	258
Top, Rear, and Rear Side Panels (Hardtop Kit) (M151, M151A1, and M151A2)	33-19	261
Door Assembly and Shroud (Hardtop Kit) (M151, M151A1, and M151A2)	33-20	264
Door Handle and Latch (Hardtop Kit) (M151, M151A1, and M151A2)	33-21	266
Door and Side Curtain Kit (M151, M151A1, and M151A2)	33-22	268
Electrical Cables—100 amp. Generator (Alternator Kit)	33-23	271
100 amp. Generator (Alternator) and Related Parts	33-24	273
Regulator and Related Parts (100 amp. Generator—Alternator Kit)	33-25	275
M16 / 14 Rifle Mounting Kit	33-26	277

GROUP 47—GAGES (NON-ELECTRICAL)

Speedometer and Related Parts	47-1	279
-------------------------------------	------	-----

SECTION IV. FEDERAL STOCK NUMBER AND REFERENCE NUMBER INDEX 280

SECTION I

INTRODUCTION

1. Scope

This manual is a list of repair parts and special tools required for the performance of organizational maintenance of the M151 series vehicles.

2. General

This repair parts and special tools list is divided into three principal parts:

a. Special Tools, Test and Support Equipment List—Section II. A list of special tools, test and support equipment authorized for the performance of maintenance at the organizational level.

b. Repair Parts List—Section III. A list of repair parts authorized for the performance of maintenance at the organizational level.

c. Federal Stock Number and Reference Number Index—Section IV. A list of Federal stock numbers in ascending numerical sequence followed by a list of reference numbers in ascending alphanumeric sequence, cross-referenced to the illustration figure number and item number.

3. Explanation of Columns

The following provides an explanation of columns in the tabular lists in Section II and III:

a. Source, Maintenance, and Recoverability Codes (Column 1).

(1) Source Code, indicates the selection status and source for the listed item. Source codes are:

Code	Explanation
P.	Repair parts which are stocked in or supplied from the GSA / DSA, or Army supply system and authorized for use at indicated maintenance categories.
P2.	Repair parts which are procured and stocked for insurance purposes because the combat or military essentiality of the end item dictates that a minimum quantity be available in the supply system.
P9.	Assigned to items which are NSA design controlled: unique repair parts, special tools, test, measuring and diagnostic equipment, which are stocked and supplied by the Army COMSEC logistic system, and which are not subject to the provisions of AR 380-41.
P10.	Assigned to items which are NSA design controlled: special tools, test, measuring and diagnostic equipment for COMSEC support, which are accountable under the provisions of AR 380-41, and which are stocked and supplied by the Army COMSEC logistic system.
M.	Repair parts which are not procured or stocked, but are to be manufactured in indicated maintenance levels.

Code

Explanation

- A. Assemblies which are not procured or stocked as such, but are made up of two or more units. Such component units carry individual stock numbers and descriptions, are procured and stocked separately and can be assembled to form the required assembly at indicated maintenance categories.
- X. Parts and assemblies which are not procured or stocked and the mortality of which normally is below that of the applicable end item or component. The failure of such part or assembly should result in retirement of the end item from the supply system.
- X1. Repair parts which are not procured or stocked. The requirement for such items will be filled by use of the next higher assembly or component.
- X2. Repair parts which are not stocked. The indicated maintenance category requiring such repair parts will attempt to obtain same through cannibalization. Where such repair parts are not obtainable through cannibalization, requirements will be requisitioned, with accompanying justification, through normal supply channels.
- C. Repair parts authorized for local procurement. Where such repair parts are not obtainable from local procurement, requirements will be requisitioned through normal supply channels accompanied by a supporting statement of nonavailability from local procurement.
- G. Major assemblies that are procured with PEMA funds for initial issue only as exchange assemblies at DSU and GSU level. These assemblies will not be stocked above DS and GS level or returned to depot supply level.

(2) Maintenance Code, indicates the lowest category of maintenance authorized to install the listed item. The maintenance code is:

Code

Explanation

O. Organizational maintenance

(3) Recoverability Code, indicates whether unserviceable item should be returned for recovery or salvage. Items not coded are expendable. Recoverability codes are:

Code

Explanation

- R. Repair parts and assemblies which are economically repairable at DSU and GSU activities and are normally furnished by supply on an exchange basis.
- S. Repair parts and assemblies which are economically repairable at DSU and GSU activities and which normally are furnished by supply on an exchange basis. When items are determined by a GSU to be uneconomically repairable, they will be evacuated to a depot for evaluation and analysis before final disposition.

Code

Explanation

- T. High dollar value recoverable repair parts which are subject to special handling and are issued on an exchange basis. Such repair parts normally are repaired or overhauled at depot maintenance activities.
- U. Repair parts specifically selected for salvage by reclamation units because of precious metal content, critical materials, or high dollar value reusable casings or castings.

NOTE

When no code is indicated in the recoverability column, the part will be considered non-recoverable.

b. Federal Stock Number, Column 2, indicates the Federal stock number for the item, and will be used for requisitioning purposes.

c. Description, Column 3, indicates the Federal item name and a brief description of the item. The abbreviation "w/e", when used as a part of the nomenclature, indicates the Federal Stock Number, includes all armament, equipment, accessories, and repair parts issued with the item. A part number or other reference number is followed by the applicable five digit Federal Supply Code for manufacturers in parentheses. Repair parts quantities included in the kits, sets, and assemblies are shown in front of the repair part name. Kit or set components which can be requisitioned by individual federal stock number are listed in the kit or set, or are indicated by the (*) symbol. When the (*) symbol is shown, the federal stock number is obtained by referring to the figure and item number (columns 8a and 8b) indicated. Individual items that are also components of kits indicated by (**), which is followed by the kit FSN, e.g., (** Parts Kit-000-000-000).

d. Unit of measure, Column 4, indicates the amount or quantity of the item upon which the allowances are based, e.g., ea, pr, ft, yd, etc.

e. Quantity Incorporated in Unit, Column 5, indicates the quantity of the items used in the functional group. A "V" appearing in this column in lieu of a quantity indicates that a definite quantity cannot be indicated (e.g., shims, spacers, etc).

f. 15-Day Organizational Maintenance Allowances, Col. 6 of Section II; and III.

(1) Repair parts reflected in Section III represent repair parts use at the organizational category of maintenance and will be requisitioned on an "as required" basis until stockage is based on demand in accordance with AR 735-35.

(2) Major Army Commanders are authorized to approve reductions in the range of support items authorized for use in units within their commands. Recommendations for increases in range of items authorized for use will be forwarded

to: Commanding General, US Army Tank-Automotive Command, ATTN: AMSTAM(NMP), Warren, MI 48090.

(3) The allowance quantities for special tools, or Test, Measurement and Diagnostic Equipment (TMDE) and other support equipment peculiar to the item are shown in the appropriate density spread / allowance columns.

g. Illustration Col. 7. This column is divided as follows:

(1) Figure Number Column 7a indicates the figure number of the illustration in which the item is shown.

(2) Item Number Column 7b indicates callout number used to reference the item in the illustration.

4. Special Information

a. The following publications pertain to the M151 Series vehicles and their components:

LO9-2320-218-12	Lubrication Manual
TM9-2320-218-10	Operator's Manual
TM9-2320-218-20	Organizational Maintenance Manual

b. Identifications of the usable on code included in Column 3 are:

Code

Used On

A.	M151, M151A1, M151A1C, and M718
B.	M151A2, M718A1, and M825
C.	M718 and M718A1
D.	M718A1
E.	M151, M151A1, and M151A2
F.	M151A1C and M825
G.	M151, M151A1, M151A2, M718, and M718A1
H.	M151A1C, M825, M718 and M718A1
I.	M718
J.	M151 and M151A1
K.	M151A1C and M825
L.	M151A2
M.	M151, M151A1, and M151A1C
N.	M151A1C
O.	M151A2, M718, M718A1, and M825
P.	M151
Q.	M151A1
R.	M825
S.	M151, M151A1, M718, and M718A1
T.	M151, M151A1, M151A2, M151A1C, and M825

5. How to Locate Repair Parts

a. When Federal Stock Number is unknown.

(1) *First.* Using the index of contents determine the functional group or subgroup, i.e., engine, engine assembly, transmission, transmission assembly within which the repair part belongs. This is necessary because separate illustrations are prepared for functional groups or subgroups, and listing are divided into functional groups.

(2) *Second.* Find the repair part illustration in the back of the publication covering the functional group or subgroup to which the repair part belongs.

NOTE

Do not bypass this part of the procedure. Positive identification of the repair part is required.

(3) *Third.* Identify the repair part on the illustration and note the illustration figure and item number of the repair part.

(4) *Fourth.* Using the repair parts listing, find the functional group or subgroup or assembly to which the repair part belongs and locate the illustration figure and item number noted on the illustration.

b. When Federal Stock Number is known.

(1) *First.* Using the Index of Federal Stock Numbers and the reference numbers find the pertinent Federal Stock Number or reference number. This index is in ascending FSN sequence followed by a list of reference in alpha-numeric sequence cross referenced to the illustration figure number and item number.

(2) *Second.* Using the repair part listing, find the functional group or subgroup or assembly of the repair part and the illustration figure and item number as noted in the index of Federal Stock Numbers and reference numbers.

6. Abbreviations and Symbols

a. Abbreviations

Abbreviations	Explanation
al	aluminum
alloy-S	alloy steel
AWG	American Wire Gauge
br	brass
brg	bearing
carb-S	carbon steel
cd	cadmium
cop.	copper
ctd	coated
deg	degree
dia	diameter
ea	each
fil	filament
fin	finish
ft	foot
hex	hexagon
hyd	hydraulic
id	inside diameter
in.	inch (es)
int-teeth	interlocking teeth
lg	long (length)
lh	left hand
max	maximum
med	medium
min	minimum

Abbreviation	Explanation
mm	millimeter
NC	American National Coarse Thread
NEF	American National Extra Fine Thread
neg	negative
NF	American National Fine Thread
no.	number
NPTF	American Standards Taper Pipe Threads (Dryseal)
od	outside diameter
phos	phosphate
pltd	plated
pos	positive
rh	right hand
S	steel
sgle	single
sq	square
std	standard
thk	thick
UNC	Unified Coarse Thread
V	volt
w	wide (width)
w/	with
w/o	without
zn	zinc

b. Symbols


V	As required
(*)	Item available individually (see paragraph 3c)
(**)	Component of kit or set (paragraph 3c)

7. Federal Supply Codes

Code	Manufacturer
(19207)	Army Tank-Automotive Command
(21450)	Ordnance Corps Engineering Standards
(80244)	General Services Administration
(81349)	Military Specifications
(96906)	Military Standard


8. Reporting of Equipment Publication Improvements

The reporting of errors, omissions, and recommendations for improving this publication by the individual user is encouraged. Reports should be submitted on DA Form 2028 (Recommended Changes to Publications) and forwarded directly to: Commanding General, Headquarters U.S. Army Tank-Automotive Command, Attn: AM STA-MAPT, Warren, MI 48090.




AT24263

Figure 1. Utility truck, 4 x 4, 1/4 ton, right front view.



AT24262

Figure 2. Utility truck, 4 x 4, 1/4 ton, with 106MM recoilless rifle, right rear view.



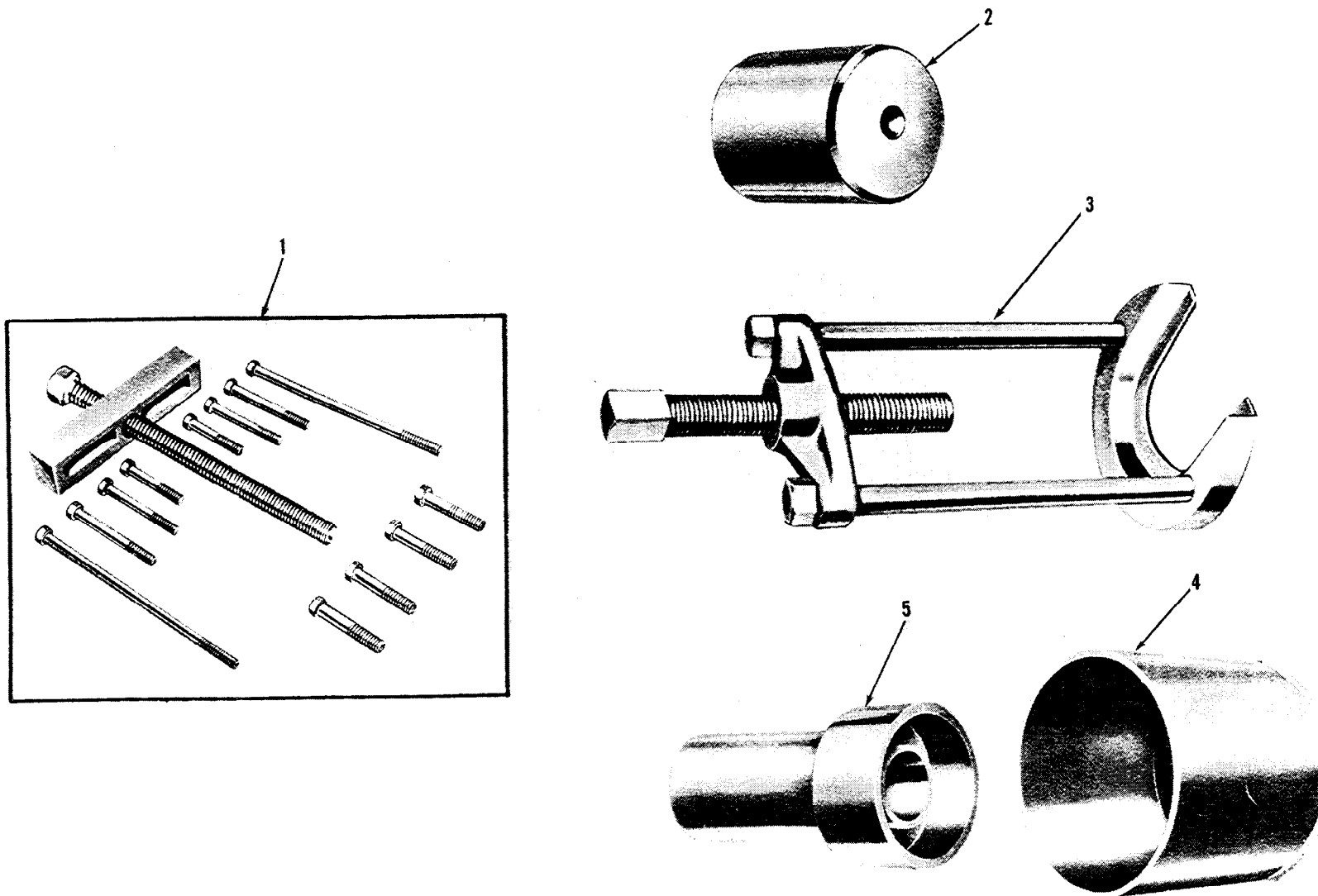
AT24260

Figure 3. Frontline ambulance, 4 x 4, ¼ ton, right rear view.

SECTION II

SPECIAL TOOLS AND EQUIPMENT FOR ORGANIZATIONAL MAINTENANCE

(1) SMR CODE	(2) FEDERAL STOCK NUMBER	(3) DESCRIPTION REFERENCE NUMBER & MFG. CODE USABLE ON CODE	(4) UNIT OF MEAS.	(5) QTY INC IN UNIT	(6) 15-DAY ORGANIZATIONAL MAINTENANCE ALW				(7) ILLUSTRATION	
					(a) 1-5	(b) 6-20	(c) 21-50	(d) 51-100	(a) FIGURE NO.	(b) ITEM NO.
		GROUP 2600—SPECIAL TOOLS AND EQUIPMENT								
		GROUP 2604—SPECIAL TOOLS								
POR	5120-707-6223	PULLER, WATER PUMP: crankshaft gear, camshaft gear or steering wheel 7076223 (19207).	EA	1	1	1	1	2	4	1
POR	5120-627-7162	PROTECTOR BLOCK, PULLER: 1½ in. long overall wheel bearing replacement used w / puller 5120-627-7161 7345227 (19207).	EA	1	1	1	1	2	4	2
POR	5120-627-7161	PULLER, MECHANICAL: used with protector block 5120-627-7162 to replace wheel bearing and with wedge assembly 5120-567-2492 to remove outer wheel spindle bearing 7345234 (19207).	EA	1	1	1	1	2	4	3
POR	5120-795-0152	REPLACER, OIL SEAL: front wheel seal retainers, rear wheel seal or differential seal retainers 7950152 (19207).	EA	1	1	1	1	2	4	4
POR	5120-627-7181	DRIVER, BEARING AND BUSHING: suspension arm bushing 7345244 (19207).	EA	1	1	1	1	2	4	5
		NON-ILLUSTRATED ITEMS								
POR	5120-254-2342	CALIPER, OUTSIDE: lock joint-type, fed spec GGG-C-95, type 2, class 4, ball joint socket assembly wear tolerance.	EA	1	1	1	1	2		
POR	5120-567-2492	WEDGE ASSEMBLY, BEARING PULLER: used with puller 5120-627-7161 to remove outer wheel spindle bearing 8712416 (19207).	EA	1	1	1	1	2		



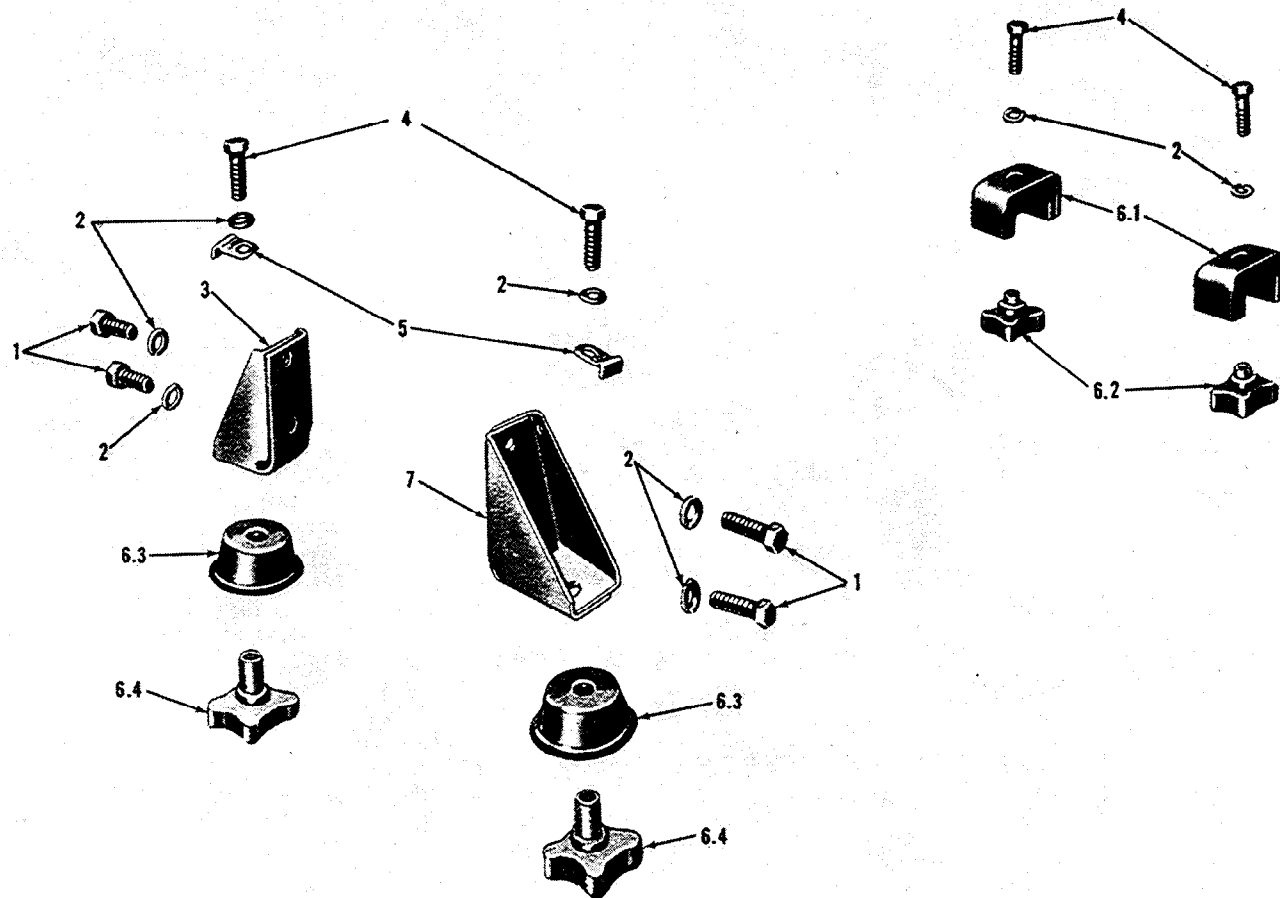
AT 40029

Figure 1. Special tools and equipment.

SECTION III

REPAIR PARTS FOR ORGANIZATIONAL MAINTENANCE

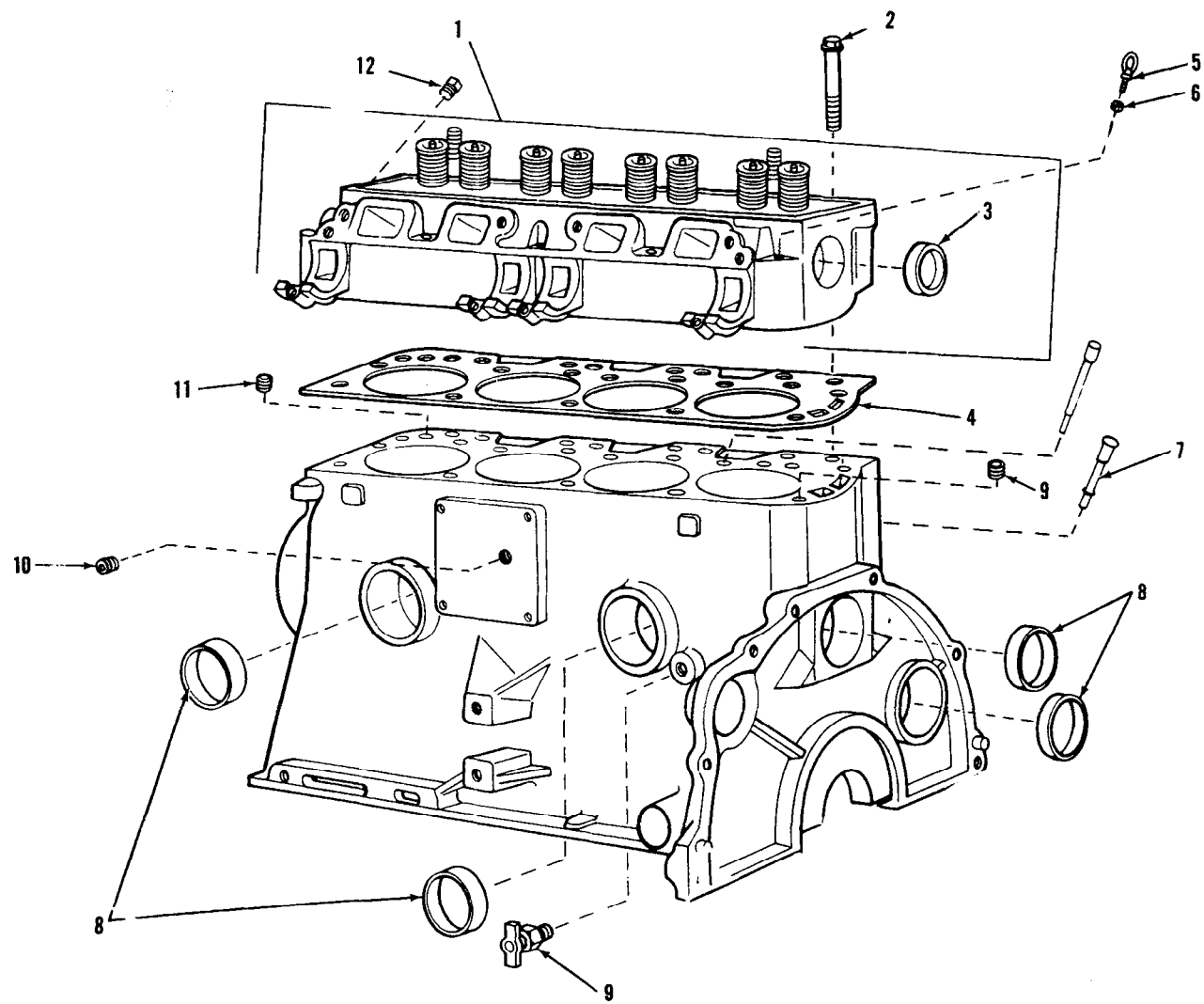
(1) SMR CODE	(2) FEDERAL STOCK NUMBER	(3) DESCRIPTION REFERENCE NUMBER & MFG. CODE USABLE ON CODE	(4) UNIT OF MEAS.	(5) QTY INC IN UNIT	(6) 15-DAY ORGANIZATIONAL MAINTENANCE ALW				(7) ILLUSTRATION	
					(a) 1-5	(b) 6-20	(c) 21-50	(d) 51-100	(a) FIGURE NO.	(b) ITEM NO.
		ENGINE ASSEMBLY ENGINE MOUNTS AND RELATED PARTS fig. 1-1								
PO	5306-832-6188	BOLT, MACHINE: carb-s or wire-s, CD or ZN-PLTD, 7/16-14 UNC-3A x 1 in. lg, engine support bracket, 10884988 (19207)	EA	4	*	*	*	*	1-1	1
PO	5310-209-0965	WASHER, LOCK: carb-s, CD-PLTD, for 7/16 screw size, engine support bracket (4), front mount (2), rear mount (2), MS 35338-47 (96906)	EA	8	*	*	*	*	1-1	2
X2O		BRACKET: engine support, front rh, 11630498 (19207)	EA	1	*	*	*	*	1-1	3
PO	5305-710-4193	SCREW, CAP, HEXAGON HEAD: carb-s, CD-PLTD, 7/16-20 UNF-2A x 1 3/8 in. lg, front mount (2), rear mount (2), MS 90726-88 (96906)	EA	4	*	*	*	*	1-1	4
PO	5310-809-4085	WASHER, FLAT: round, s, CD-PLTD for 7/16 screw size. front mount, MS 27183-16 (96906)	EA	2	*	*	*	*	1-1	5
PO	2990-886-8082	MOUNT SET: resilient, engine support, 5702254 (19207) Composed of:	EA	V						
PO	5340-678-3306	2—MOUNT, RESILIENT: engine rear, 8754676 (19207)	EA	2	*	*	*	*	1-1	6.1
PO	5340-678-1414	2—MOUNT, RESILIENT: engine rear, 8754679 (19207)	EA	2	*	*	*	*	1-1	6.2
PO	5340-678-3304	2—MOUNT, RESILIENT: engine front, 8754216 (19207)	EA	2	*	*	*	*	1-1	6.3
PO	5340-678-1413	2—MOUNT, RESILIENT: engine front, 8754683 (19207)	EA	2	*	*	*	*	1-1	6.4
X2O		BRACKET: engine support, front lh, 11630497 (19207)	EA	1	*	*	*	*	1-1	7



AT 40004

Figure 1-1. Engine mounts and related parts.

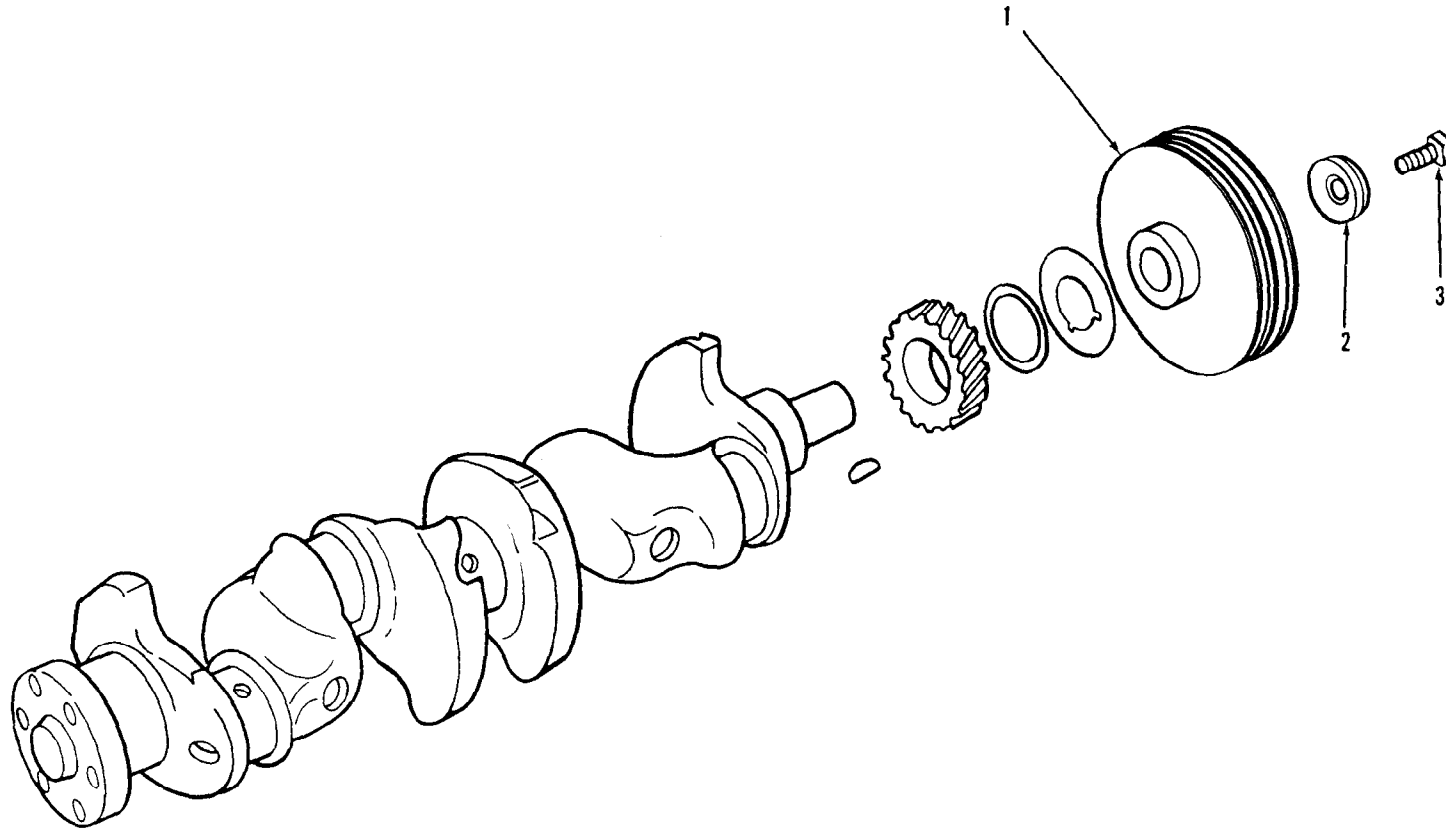
(1) SMR CODE	(2) FEDERAL STOCK NUMBER	(3) DESCRIPTION REFERENCE NUMBER & MFG. CODE USABLE ON CODE	(4) UNIT OF MEAS.	(5) QTY INC IN UNIT	(6) 15-DAY ORGANIZATIONAL MAINTENANCE ALW				(7) ILLUSTRATION	
					(a)	(b)	(c)	(d)	(a)	(b)
					1-5	6-20	21-50	51-100	FIGURE NO.	ITEM NO.
		GROUP 0101 CRANKCASE, BLOCK AND CYLINDER HEAD ENGINE BLOCK AND CYLINDER HEAD fig. 1-2								
POR	2805-771-9112	CYLINDER HEAD ASSEMBLY: engine, (with valves, springs and keys) 10885569 (19207).	EA	1	*	*	*	*	1-2	1
PO	5306-832-5733	BOLT, EXTERNALLY RELIEVED BODY: alloy-s, 7/16-14 UNC-2A x 2 15/16 in. lg, cylinder head, 11630424 (19207).	EA	10	*	*	*	*	1-2	2
PO	5340-678-1428	PLUG, EXPANSION: cup, cylinder head, 8754437 (19207).	EA	1	*	*	*	*	1-2	3
PO	2805-678-1367	GASKET: cylinder head, (** gasket sets 2805-678-3187 and 2805-678-3190) 8754617 (19207).	EA	1	*	*	*	*	1-2	4
PO	5306-050-0346	BOLT, EYE: engine lifting, rear, 500346 (21450)	EA	1	*	*	*	*	1-2	5
PO	5310-851-2682	NUT, PLAIN, HEXAGON (JAM): carb-s, cd-pltd, 3/8-16 UNC-2B, engine rear lifting eye, MS35691-17 (96906).	EA	1	*	*	*	*	1-2	6
PO	2805-177-7880	TUBE: oil level indicator, 8754613 (19207).	EA	1	*	*	*	*	1-2	7
PO	5340-678-1424	PLUG, EXPANSION: water jacket (3), block (1), 8754412 (19207).	EA	4	*	*	*	*	1-2	8
PO	4820-849-1220	COCK, DRAIN: cylinder block, MS35782-5 (96906).	EA	1	*	*	*	*	1-2	9
PO	4730-088-8665	PLUG, PIPE: headless, hexagon recess, S 3/4-14 NPT, engine block, MS49005-10 (96906).	EA	1	*	*	*	*	1-2	10
PO	3120-180-7228	DOWEL: cylinder head to block, 8754614 (19207).	EA	2	*	*	*	*	1-2	11
PO	4730-221-2138	PLUG: square head, 3/8 NPT, steel, cylinder heater outlet, MS20913-3S (96906).	EA	1	*	*	*	*	1-2	12



AT 40032

Figure 1-2. Engine block and cylinder head.

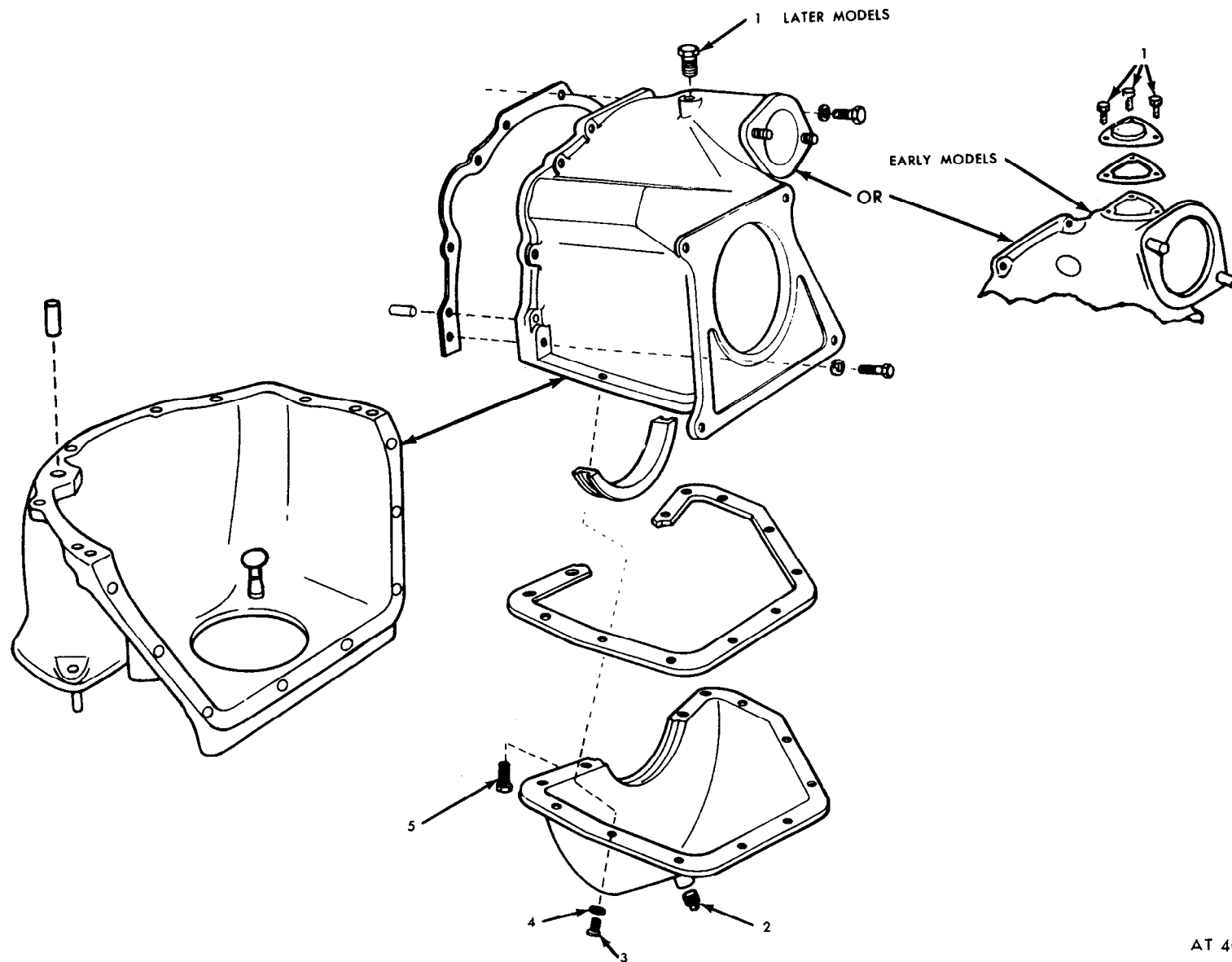
(1) SMR CODE	(2) FEDERAL STOCK NUMBER	(3) DESCRIPTION		(4) UNIT OF MEAS.	(5) QTY INC IN UNIT	(6) 15-DAY ORGANIZATIONAL MAINTENANCE ALW				(7) ILLUSTRATION	
		REFERENCE NUMBER & MFG. CODE	USABLE ON CODE			(a) 1-5	(b) 6-20	(c) 21-50	(d) 51-100	(a) FIGURE NO.	(b) ITEM NO.
		GROUP 0102 CRANKSHAFT CRANKSHAFT AND RELATED PARTS fig. 1-3									
PO	2930-832-5659	PULLEY, GROOVE: crankshaft, 60 amp generator (alternator) 11599022 (19207)		EA	1	*	*	*	*	1-3	1
PO	3020-678-1365	PULLEY, GROOVE: crankshaft, 25 amp generator 8754660 (19207)		EA	1	*	*	*	*	1-3	1
PO	2805-410-5754	RETAINER: crankshaft pulley, 8754661 (19207)		EA	1	*	*	*	*	1-3	2
PO	5305-018-1721	SCREW, CAP, HEXAGON HEAD: carb-s, CD-PLTD, 9/16-18 UNT-2A x 1 1/8 in. lg. drive pulley to crankshaft. MS90726-135 (96906)		EA	1	*	*	*	*	1-3	3



AT 40001

Figure 1-3. Crankshaft and related parts.

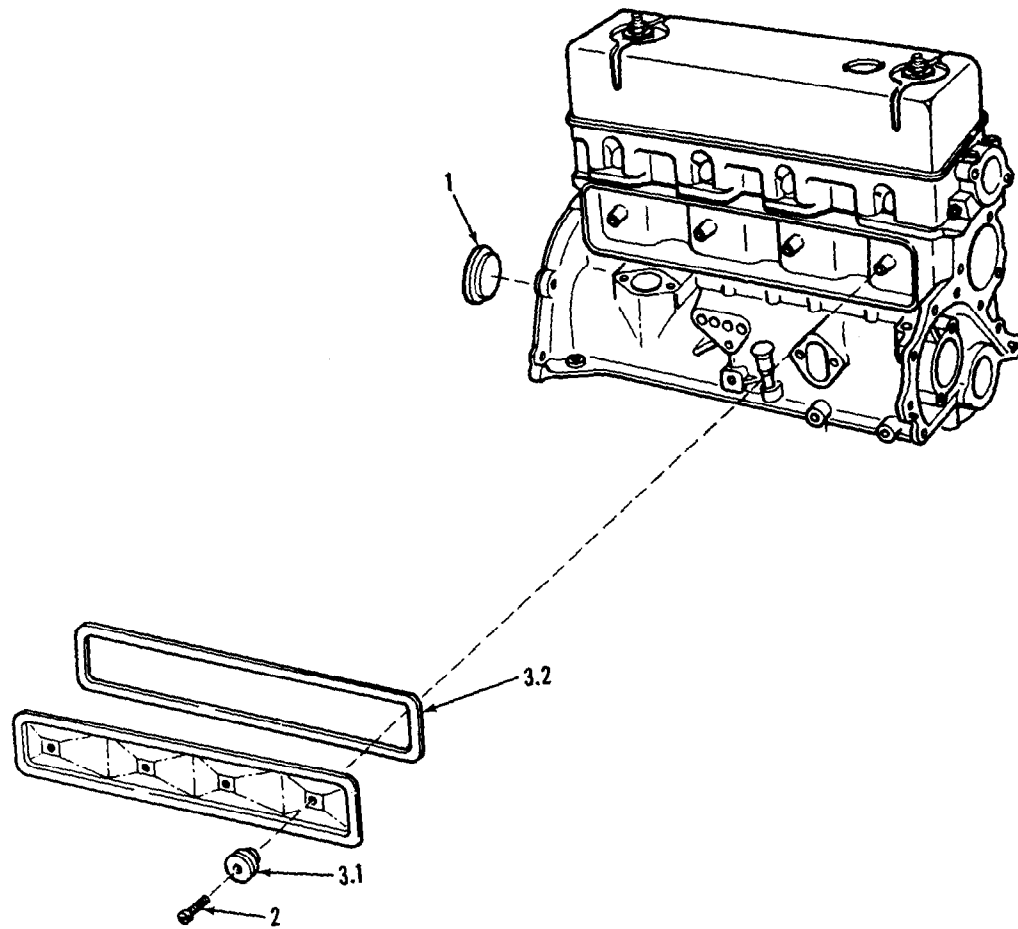
(1) SMR CODE	(2) FEDERAL STOCK NUMBER	(3) DESCRIPTION		(4) UNIT OF MEAS.	(5) QTY INC IN UNIT	(6) 15-DAY ORGANIZATIONAL MAINTENANCE ALW				(7) ILLUSTRATION	
		REFERENCE NUMBER & MFG. CODE	USABLE ON CODE			(a) 1-5	(b) 6-20	(c) 21-50	(d) 51-100	(a) FIGURE NO.	(b) ITEM NO.
		GROUP 0103 FLYWHEEL FLYWHEEL HOUSING AND RELATED PARTS fig. 1-4									
PO	5306-042-4208	SCREW AND WASHER ASSEMBLY: cold start detent cover (3) - early models; ground cable boss (1) - later models, 424208 (21450)		EA	1	*	*	*	*	1-4	1
PO	4730-221-2136	PLUG, SQUARE HEAD: 1/8 NPT, steel, flywheel housing cover, MS 20913-1S (96906)		EA	1	*	*	*	*	1-4	2
PO	5305-988-1723	SCREW, MACHINE: pan -hd, cross-recessed, carb-s, CD-PLTD, 1/4-24 UNC-2A x 1/2 in. lg, flywheel housing cover to housing, MS 35206-279 (96906)		EA	10	*	*	*	*	1-4	3
PO	5310-209-0786	WASHER, LOCK: flat ext-tooth, carb-s, CD-PLTD, for 1/4 screw size, flywheel housing cover to housing, MS 35335-33 (96906)		EA	10	*	*	*	*	1-4	4
PO	5306-019-1676	SCREW AND WASHER ASSEMBLY: flywheel housing cover to engine 191676 (21450)		EA	2	*	*	*	*	1-4	5



AT 40045

Figure 1-4. Flywheel housing and related parts.

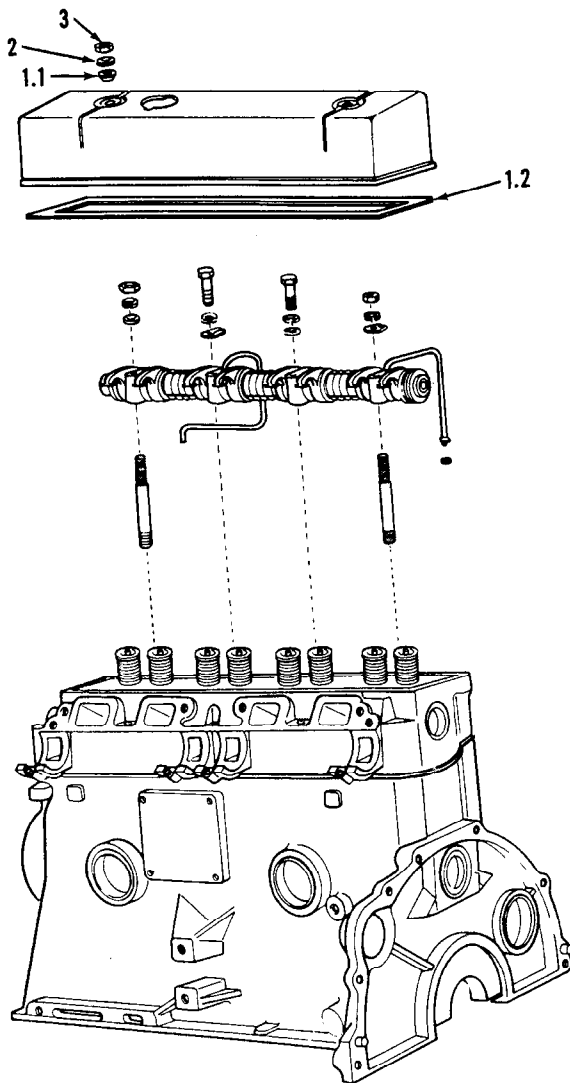
(1) SMR CODE	(2) FEDERAL STOCK NUMBER	(3) DESCRIPTION REFERENCE NUMBER & MFG. CODE USABLE ON CODE	(4) UNIT OF MEAS.	(5) QTY INC IN UNIT	(6) 15-DAY ORGANIZATIONAL MAINTENANCE ALW				(7) ILLUSTRATION	
					(a)	(b)	(c)	(d)	(a)	(b)
					1-5	6-20	21-50	51-100	FIGURE NO.	ITEM NO.
		GROUP 0105 VALVE, CAMSHAFT AND TIMING GEAR CAMSHAFT, TIMING GEAR AND VALVE PUSH ROD COVERS fig. 1-5								
PO	5340-678-1424	PLUG, EXPANSION: (see fig. 1-2, item 8), 8754412 (19207).	EA	1	*	*	*	*	1-5	1
PO	5305-988-1170	SCREW, MACHINE: pan head, cross-recessed, carb-s, cd-pltd, 1/4-24 UNC-2A x 1 1/4 in. lg, valve push rod cover, MS35206-284 (96906).	EA	4	*	*	*	*	1-5	2
PO	2805-678-1822	GASKET AND PREFORMED PACKING SET: valve push rod cover, (* *gasket sets 2805-678-3187 and 2805-678-3190), 5702207 (19207).	EA	V	*	*	*	*		
X1		Composed of:	EA	4					1-5	3.1
X1		4—SEAL: 8754321 (19207). 1—GASKET: 8754320 (19207).	EA	1					1-5	3.2



AT 40002

Figure 1-5. Camshaft, timing gear and valve push rod covers.

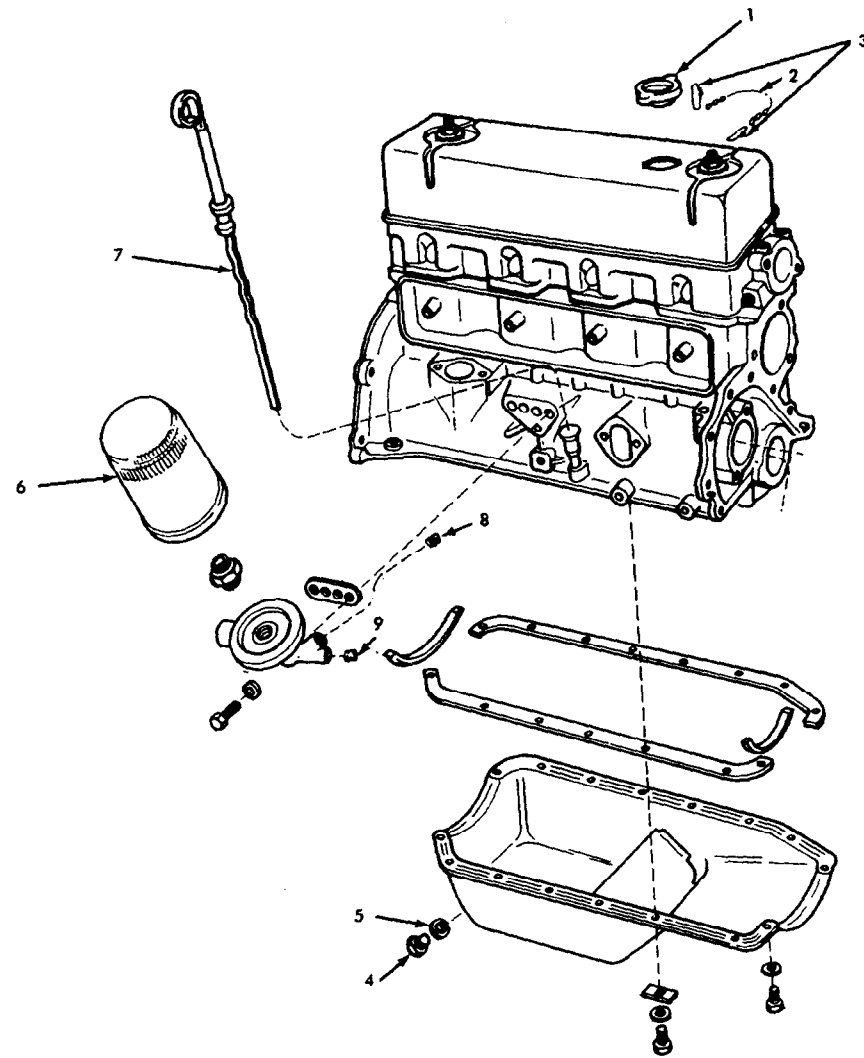
(1) SMR CODE	(2) FEDERAL STOCK NUMBER	(3) DESCRIPTION		(4) UNIT OF MEAS.	(5) QTY INC IN UNIT	(6) 15-DAY ORGANIZATIONAL MAINTENANCE ALW				(7) ILLUSTRATION	
		REFERENCE NUMBER & MFG. CODE	USABLE ON CODE			(a) 1-5	(b) 6-20	(c) 21-50	(d) 51-100	(a) FIGURE NO.	(b) ITEM NO.
		GROUP 0105—CONTINUED									
		ROCKER ARM SHAFT AND COVER fig. 1-6									
PO	2805-678-1821	GASKET SET: rocker arm cover, (* *gasket sets 2805-678-3187 and 2805-678-3190) 5702208 (19207) Composed of: 2—SEAL: 8754183 (19207) 1—GASKET: 8754182 (19207)		EA	V	*	*	*	*		
PO	2805-774-6553	RETAINER: rocker arm cover, 8754184 (19207)		EA	2					1-6	1.1
PO	2805-678-1378	NUT, PLAIN, HEXAGON: carb-s, CD-PLTD, 5 / 16-24 UNF-2B,		EA	1	*	*	*	*	1-2	1.2
PO	5310-880-7746	rocker arm cover, MS 51968-5 (96906)		EA	2	*	*	*	*	1-6	2
											3



AT 40003

Figure 1-6. Rocker arm shaft and cover.

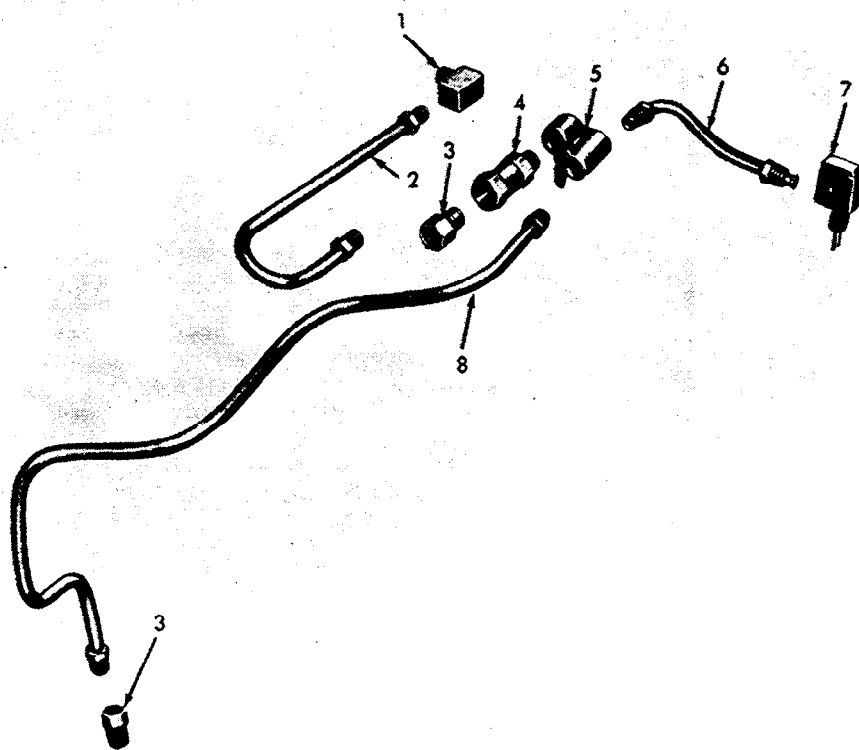
(1) SMR CODE	(2) FEDERAL STOCK NUMBER	(3) DESCRIPTION		(4) UNIT OF MEAS.	(5) QTY INC IN UNIT	(6) 15-DAY ORGANIZATIONAL MAINTENANCE ALW				(7) ILLUSTRATION	
		REFERENCE NUMBER & MFG. CODE	USABLE ON CODE			(a) 1-5	(b) 6-20	(c) 21-50	(d) 51-100	(a) FIGURE NO.	(b) ITEM NO.
		GROUP 0106 ENGINE LUBRICATION SYSTEM ENGINE OIL FILTER, OIL PAN AND RELATED PARTS fig. 1-7									
PO	2805-678-1386	CAP, OIL FILLER: engine, 7044860 (19207).		EA	1	*	*	*	*	1-7	1
PO	4010-288-9949	CHAIN: oil filler cap (15 links), 10885108 (19207).		EA	1	*	*	*	*	1-7	2
PO	5310-514-2660	HOOK: oil filler cap chain, MS29523-1 (96906).		EA	2	*	*	*	*	1-7	3
PO	4730-476-1028	PLUG: oil pan drain, MS35844-5 (96906).		EA	1	*	*	*	*	1-7	4
PO	5330-834-2912	GASKET: oil pan drain plug, MS35769-18 (96906).		EA	1	*	*	*	*	1-7	5
PO	2940-832-6054	FILTER ASSEMBLY OIL: 11630417 (19207).		EA	1	*	*	*	*	1-7	6
PO	6680-688-9965	INDICATOR ASSEMBLY: oil level, 10950982 (19207).		EA	1	*	*	*	*	1-7	7
PO	4730-044-4688	PLUG, PIPE: oil filter adapter, 444688 (21450).	B	EA	1	*	*	*	*	1-7	8
PO	4730-044-4683	PLUG, PIPE: oil filter adapter, 444683 (21450).		EA	1	*	*	*	*	1-7	9



AT 40055

Figure 1-7. Engine oil filter, oil pan and related parts.

(1) SMR CODE	(2) FEDERAL STOCK NUMBER	(3) DESCRIPTION		(4) UNIT OF MEAS.	(5) QTY INC IN UNIT	(6) 15-DAY ORGANIZATIONAL MAINTENANCE ALW				(7) ILLUSTRATION	
		REFERENCE NUMBER & MFG. CODE	USABLE ON CODE			(a) 1-5	(b) 6-20	(c) 21-50	(d) 51-100	(a) FIGURE NO.	(b) ITEM NO.
		GROUP 0106 CRANKCASE VENTILATION LINES, FITTING AND RELATED PARTS fig. 1-8									
PO MO	4730-014-3343	ELBOW, PIPE TO TUBE: rocker cover vent tube, 143343 (21450)		EA	1	*	*	*	*	1-8	1
		TUBE ASSEMBLY, METAL: rocker cover to vent valve, 10884984 (19207)		EA	1					1-8	2
		Fabricate from;									
PO	4730-014-2427	2—INVERTED NUT, TUBE COUPLING: flared type, 45 deg seat, 1/2-20 unf-2A, 5 / 16 od tube, 142427 (21450)		EA	2	*	*	*	*		
PO	4710-277-5526	1—TUBE, COPPER: seamless, 5 / 16 od, 0.032 wall thk, 8.40 in. lg, 8689207 (19207).		FT	V	*	*	*	*		
PO	4730-288-9953	ADAPTER, STRAIGHT, PIPE TO TUBE: crankcase vent line and valve 187343 (21450)		EA	2	*	*	*	*	1-8	3
PO	2805-109-4156	VALVE ASSEMBLY: crankcase ventilation 11630591 (19207) or 6421349 (70040)		EA	1	*	*	*	*	1-8	4
PO MO	4730-459-6504	FITTING: intake manifold and crankcase valve 8754436 (19207)		EA	1	*	*	*	*	1-8	5
		TUBE ASSEMBLY, METAL: carburetor to intake manifold 8754548 (19207)		EA	1					1-8	6
		Fabricate from;									
PO	4730-014-2427	2—INVERTED NUT, TUBE COUPLING: flared type, 45 deg seat, 1/2-20 unf-2A, 5 / 16 od tube, 142427 (21450)		EA	2	*	*	*	*		
PO	4710-277-5526	1—TUBE, COPPER: seamless, 5 / 16 od, 0.032 wall thk, 8.40 in. lg, 8689207 (19207)		FT	V	*	*	*	*		
PO MFO	4730-406-6782	FITTING ASSEMBLY: ventilation system 8754433 (19207)		EA	1	*	*	*	*	1-8	7
		TUBE ASSEMBLY, METAL: cylinder block vent 7535983 (19207)		EA	1					1-8	8



AT 40050

Figure 1-8. Crankcase ventilation lines, fitting and related parts.

(1) SMR CODE	(2) FEDERAL STOCK NUMBER	(3) DESCRIPTION REFERENCE NUMBER & MFG. CODE USABLE ON CODE	(4) UNIT OF MEAS.	(5) QTY INC IN UNIT	(6) 15-DAY ORGANIZATIONAL MAINTENANCE ALW				(7) ILLUSTRATION	
					(a) 1-5	(b) 6-20	(c) 21-50	(d) 51-100	(a) FIGURE NO.	(b) ITEM NO.
		GROUP 0106—CONTINUED								
		DISTRIBUTOR VENTILATION LINES FITTINGS AND RELATED PARTS fig. 1-9								
MFO	4710-177-8373	TUBE ASSEMBLY, METAL: distributor to carburetor, 8754554 (19207)	EA	1					1-9	1
PO	5340-613-7807	CLIP: tube, to retain vent lines, 8754595 (19207)	EA	2	*	*	*	*	1-9	2
PO	5340-613-7808	CLIP: tube, to retain vent lines, 8754596 (19207)	EA	1	*	*	*	*	1-9	3
PO	2805-177-7803	CLIP: tube, vacuum pump line, 8754593 (19207)	EA	2	*	*	*	*	1-9	4
PO		CLIP: tube, distributor to carburetor line, 8754593-1 (19207)	B	EA	1	*	*	*	1-9	4
PO	4730-540-2612	CONNECTOR, STRAIGHT, PIPE TO TUBE: vent line to manifold (1), vent line to vacuum pump (1), 137405 (21450)	A	EA	2	*	*	*	1-9	5
PO	4730-263-2757	TEE: distributor orifice tube, 178910 (21450)	EA	1	*	*	*	*	1-9	6
MFO		TUBE ASSEMBLY, METAL: distributor to intake manifold, 11660444 (19207)	B	EA	1				1-9	7
MFO		TUBE ASSEMBLY, METAL: distributor to intake manifold 7046621 (19207)	A	EA	1				1-9	8
PO	5340-760-7488	CLIP: engine tube retaining, 8754594 (19207)	A	EA	1	*	*	*	1-9	9
PO		CLIP: engine tube retaining 8754594-1 (19207)	B	EA	1	*	*	*	1-9	9
PO	4720-150-6088	HOSE, RUBBER: distributor vent, 4.70 in. lg, 8754585 (19207)	EA	1	*	*	*	*	1-9	10
PO	4730-729-5592	CLAMP: distributor exhaust hose (2), distributor intake hose (2), 7536186 (19207)	EA	4	*	*	*	*	1-9	11
PO	4730-014-2431	INVERTED NUT, TUBE COUPLING: distributor vent lines; M151, M151A1, M151A1C and M718 (3); M151A2, M718A1 and M825 (2); 142431 (21450)	EA	3	*	*	*	*	1-9	12
PO	4730-168-2076	TUBE, CONNECTOR: distributor vent lines; M151, M151A1, M151A1C and M718 (3); M151A2, M718A1 and M825 (2), 8754589 (19207)	EA	3	*	*	*	*	1-9	13
PO	4730-277-8269	ELBOW, PIPE: distributor vent lines, 137420 (21450)	EA	2	*	*	*	*	1-9	14
PO	4730-832-6057	CONNECTOR: distributor vent line to tee, M151, M151A1, M151A1C and M718 (1); distributor vent line to manifold, M151A2, M718A1 and M825 (1); 8754590 (19207)	EA	2	*	*	*	*	1-9	15
PO	4720-143-9368	HOSE, RUBBER: distributor vent, 7.74 in. lg., 8754586 (19207).	EA	1	*	*	*	*	1-9	16
MFO		TUBE ASSEMBLY, METAL: vacuum pump to manifold, 8754551 (19207).	A	EA	1				1-9	17
PO	2910-866-9400	TUBE, COPPER: vacuum pump inlet, 8754591 (19207).	A	EA	1	*	*	*	22-7	7.1
PO	4730-014-2432	INVERTED NUT, TUBE COUPLING: flared type, 45 deg. seat vacuum pump, 142432 (21450).	A	EA	2	*	*	*	22-7	8
PO	4730-496-7511	ELBOW: vacuum pump tube inlet, 125859 (21450)	A	EA	1	*	*	*	22-7	9

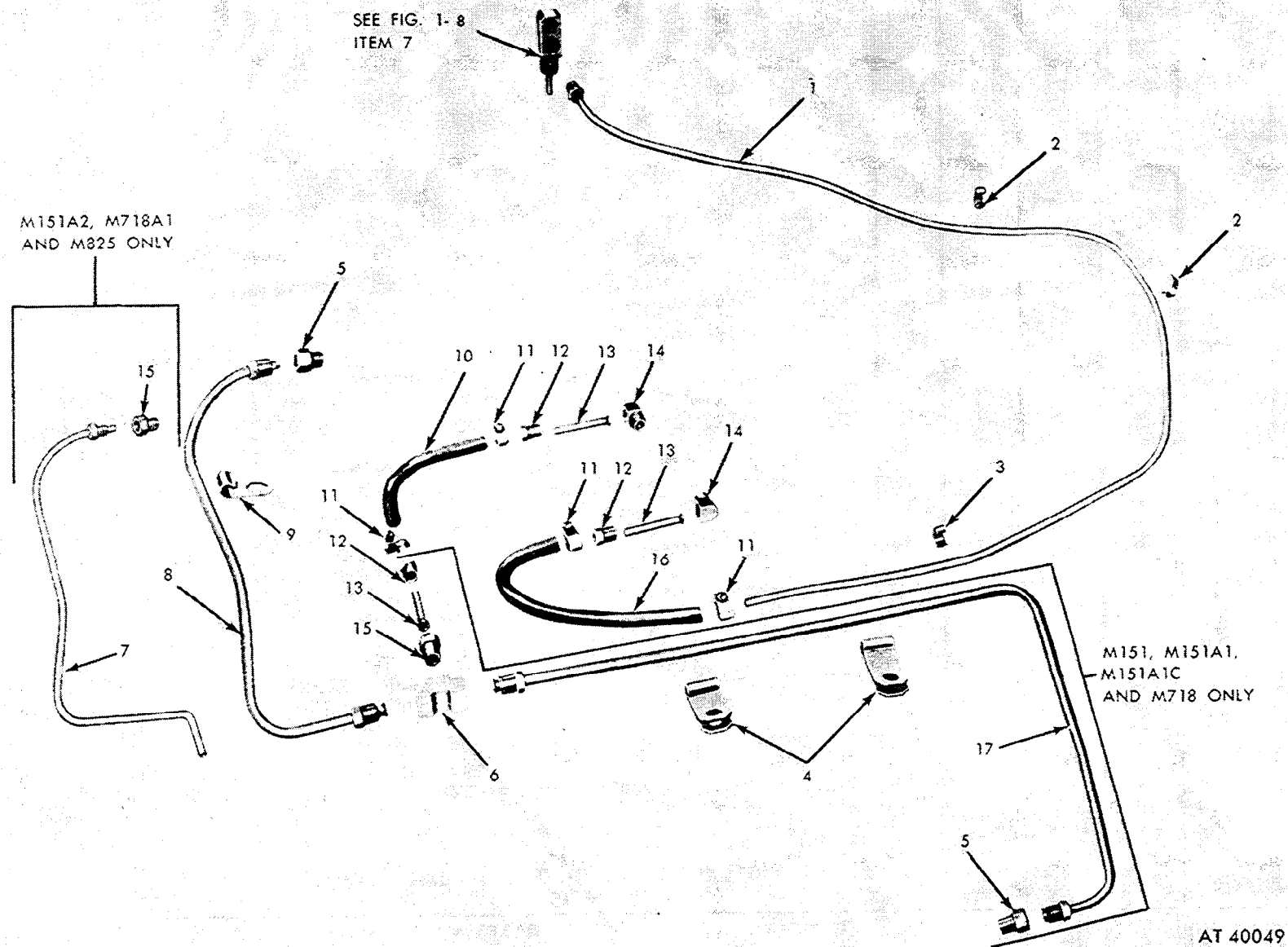
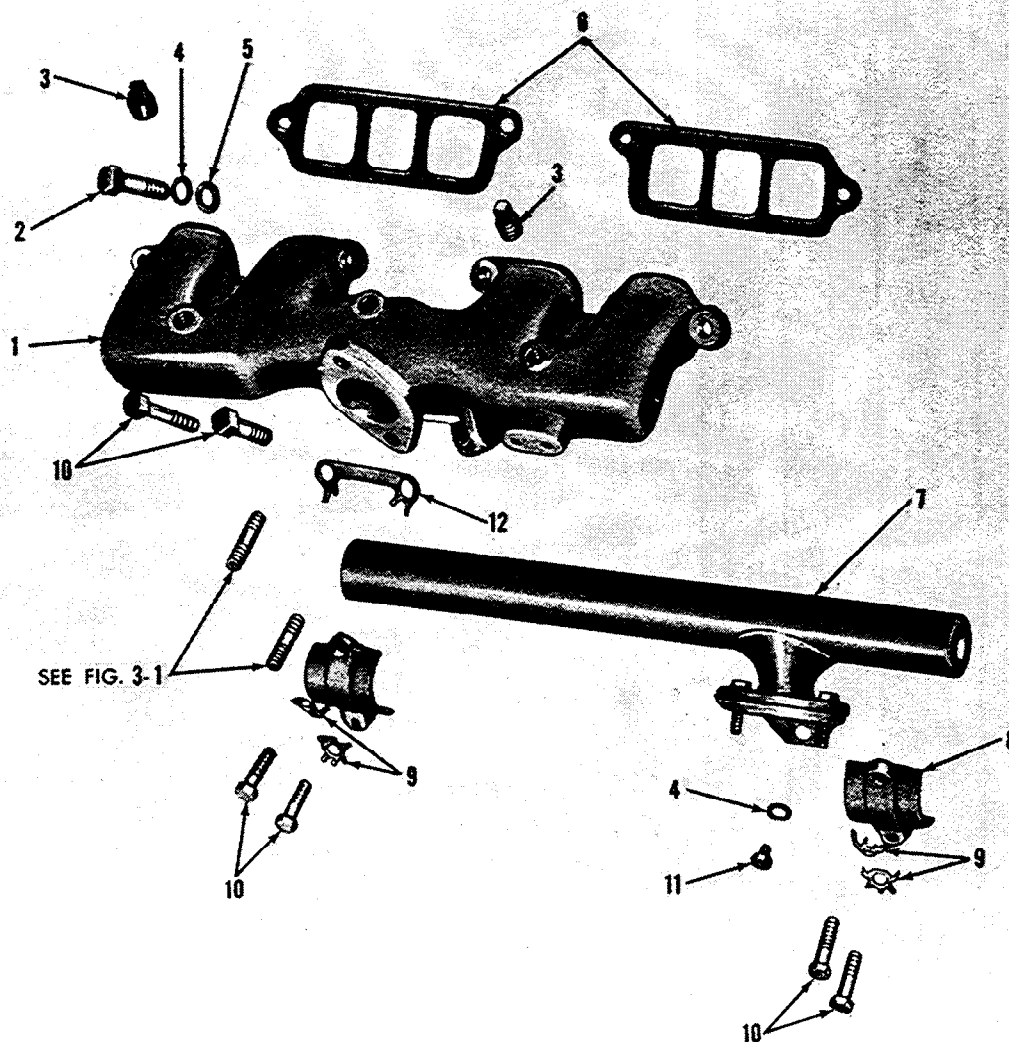


Figure 1-9. Distributor ventilation lines, fittings and related parts.

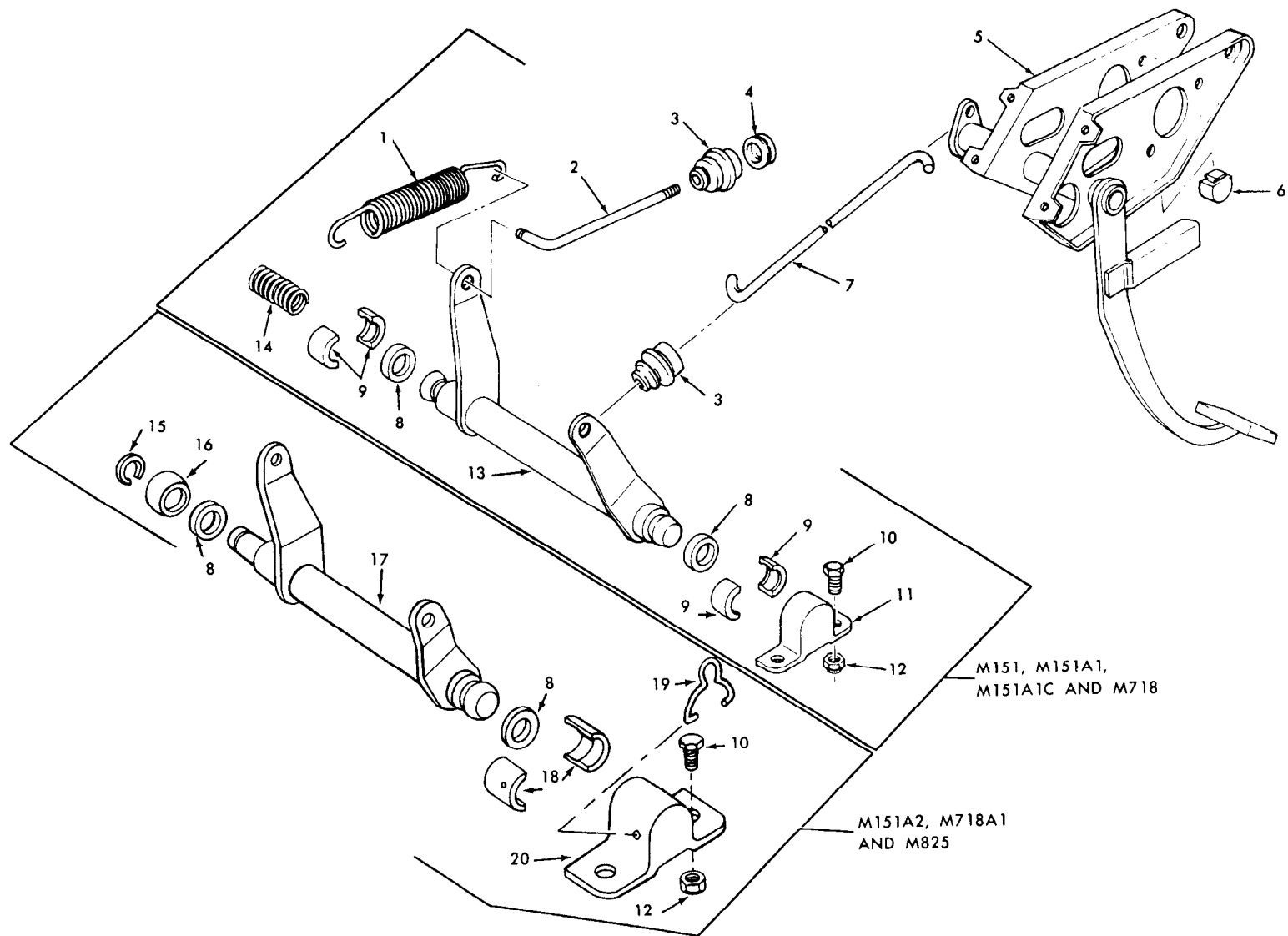
(1) SMR CODE	(2) FEDERAL STOCK NUMBER	(3) DESCRIPTION REFERENCE NUMBER & MFG. CODE USABLE ON CODE		(4) UNIT OF MEAS.	(5) QTY INC IN UNIT	(6) 15-DAY ORGANIZATIONAL MAINTENANCE ALW				(7) ILLUSTRATION	
						(a) 1-5	(b) 6-20	(c) 21-50	(d) 51-100	(a) FIGURE NO.	(b) ITEM NO.
		GROUP 0108 INTAKE MANIFOLD, EXHAUST MANIFOLD AND RELATED PARTS fig. 1-10									
PO	2805-678-1390	MANIFOLD, INTAKE: 8754622 (19207)		EA	1	*	*	*	*	1-10	1
PO	5305-269-3213	SCREW CAP, HEXAGON HEAD: carb-s, CD-PLTD, 3/8-16 UNC- 2A x 1 1/4 in. lg, intake manifold to cylinder head, MS90725-62 (96906)		EA	4	*	*	*	*	1-10	2
PO	4730-221-2137	PLUG: square head, 1/4 NPT, S intake manifold, MS20913-2S (96906)		EA	2	*	*	*	*	1-10	3
PO	5310-637-9541	WASHER, LOCK: split, carb-s, CD-PLTD, for 3/8 screw size intake manifold (4), exhaust manifold (1); MS35338-46 (96906)		EA	5	*	*	*	*	1-10	4
PO	5310-167-0821	WASHER, FLAT: S, CD or ZN-PLTD, 25 / 64 ID, 5/8 OD, 0.064 thk, (special) intake manifold to cylinder block, 502204 (21450)		EA	4	*	*	*	*	1-10	5
PO	2805-678-1379	GASKET: intake manifold, (* *gasket sets 2805-678-3187 and 2805- 678-3190) 8754623 (19207)		EA	2	*	*	*	*	1-10	6
PO	2805-678-1391	MANIFOLD ASSEMBLY, EXHAUST: 8754032 (19207)		EA	1	*	*	*	*	1-10	7
PO	2805-121-6183	CLAMP: exhaust manifold, 8754029 (19207)		EA	2	*	*	*	*	1-10	8
PO	5310-655-9532	WASHER, TAB LOCK: exhaust manifold, 8754028 (19207)		EA	4	*	*	*	*	1-10	9
PO	5305-021-3740	SCREW, CAP, HEXAGON HEAD: corrosion resisting steel, passivated, 3/8-16 UNC-2A x 1 1/2 in. lg, exhaust manifold (4), intake manifold (2), MS 35307-364 (96906)		EA	6	*	*	*	*	1-10	10
PO	5305-269-3208	SCREW, CAP, HEXAGON HEAD: carb-s, CD-PLTED, 3/8-16 UNC- 2A x 5/8 in lg, exhaust manifold, MS 90725-57 (96906)		EA	1	*	*	*	*	1-10	11
PO	2805-832-6055	PLATE, LOCKING: intake manifold 8754624 (19207)		EA	1	*	*	*	*	1-10	12



AT 40007

Figure 1-10. Intake manifold, exhaust manifold and related parts.

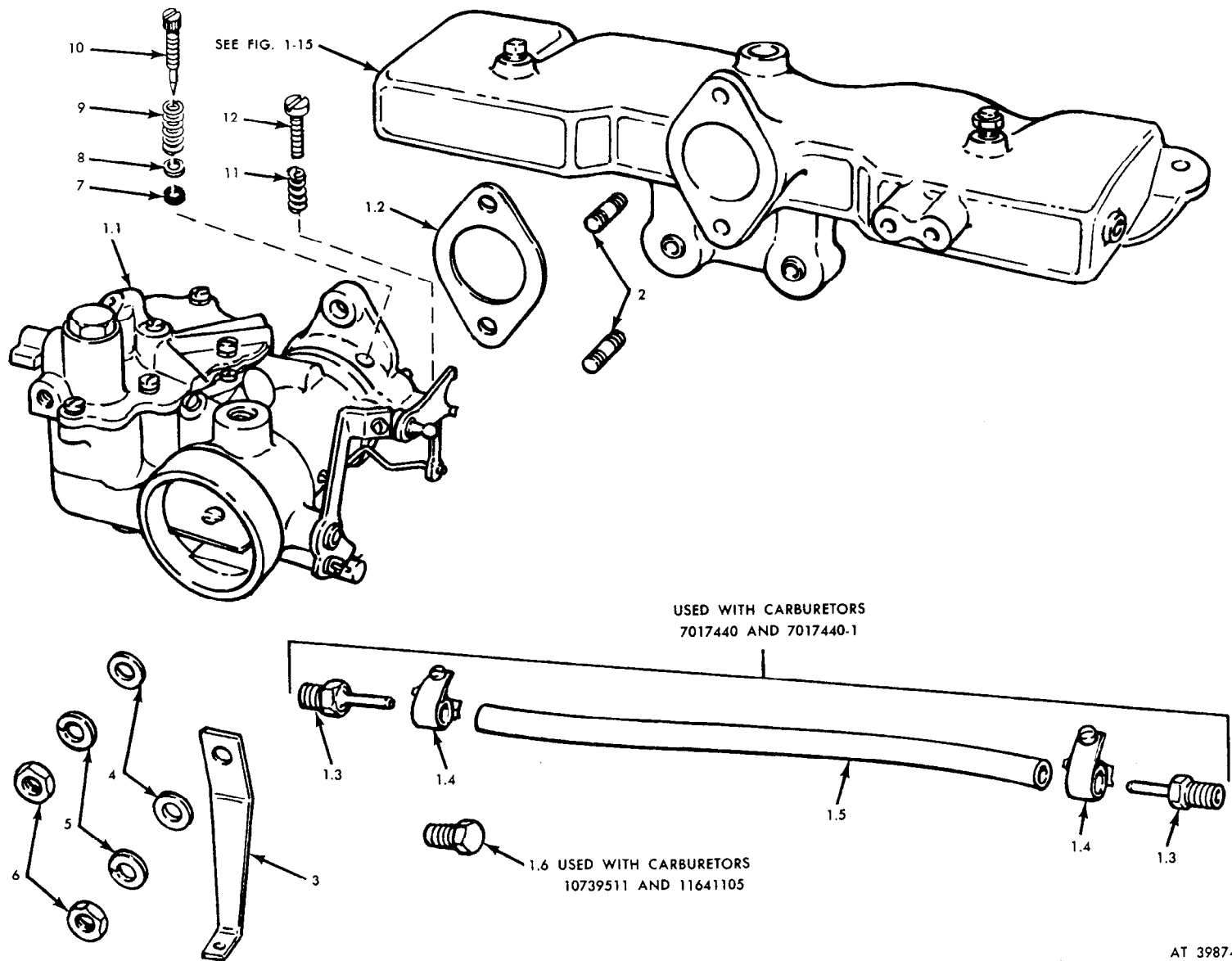
(1) SMR CODE	(2) FEDERAL STOCK NUMBER	(3) DESCRIPTION REFERENCE NUMBER & MFG. CODE USABLE ON CODE	(4) UNIT OF MEAS.	(5) QTY INC IN UNIT	(6) 15-DAY ORGANIZATIONAL MAINTENANCE ALW				(7) ILLUSTRATION	
					(a)	(b)	(c)	(d)	(a)	(b)
					1-5	6-20	21-50	51-100	FIGURE NO.	ITEM NO.
		GROUP 0202—CLUTCH RELEASE MECHANISM CLUTCH LINKAGE AND RELATED PARTS FIG. 2-1								
PO	2520-678-1360	SPRING, HELICAL, EXTENSION: clutch return, 8754073 (19207)	EA	1	*	*	*	*	2-1	1
PO	2520-678-3001	ROD, RELEASE CLUTCH: 8754069 (19207)	EA	1	*	*	*	*	2-1	2
PO	2520-678-1352	SEAL, BELLOW, RUBBER: clutch release rod, (* * parts kit 2540-887-1343) 8754071 (19207)	EA	2	*	*	*	*	2-1	3
PO	2520-832-6046	RETAINER: clutch rod seal, 8754067 (19207)	EA	1	*	*	*	*	2-1	4
X2O		PEDAL AND BRACKET ASSEMBLY: (see Fig. 12-6) 10885514 (19207)	EA	1	*	*	*	*	2-1	5
X2O		PEDAL AND BRACKET ASSEMBLY: (see Fig. 12-7) 11644904 (19207)	EA	1	*	*	*	*	2-1	5
PO	5340-678-1431	BUMPER, RUBBER: clutch pedal, 8754527 (19207)	EA	1	*	*	*	*	2-1	6
PO	2520-907-0660	ROD, CROSS SHAFT CLUTCH: steel, 10939581 (19207)	EA	1	*	*	*	*	2-1	7
PO	5310-177-1286	WASHER, RUBBER: clutch equalizer shaft, 8754068 (19207)	EA	2	*	*	*	*	2-1	8
PO	2520-737-7468	SOCKET, BALL: clutch shaft, 7377468 (19207)	EA	4	*	*	*	*	2-1	9
PO	5306-225-8500	SCREW, CAP, HEXAGON HEAD: carb-s, cd-pltd, 5 / 16-18 UNC-2A X ¾ In. lg, to attach clutch equalizer shaft bracket, MS90725-35 (96906)	EA	2	*	*	*	*	2-1	10
X2O		BRACKET: clutch equalizer shaft, 8754076 (19207)	EA	1	*	*	*	*	2-1	11
PO	5310-984-3806	NUT, SELF-LOCKING, HEXAGON: carb-s, cd-pltd 5 / 16-18 unc, to attach clutch equalizer shaft bracket, MS51922-9 (96906)	EA	2	*	*	*	*	2-1	12
X2O		SHAFT ASSY: clutch equalizer, 10921908 (19207)	EA	1	*	*	*	*	2-1	13
PO	2520-678-1359	SPRING, HELICAL, EXTENSION: 8754060 (19207)	EA	1	*	*	*	*	2-1	14
PO	5340-803-7305	RING, RETAINING: clutch equalizer shaft bearing, MS16626-1062 (96906)	EA	1	*	*	*	*	2-1	15
PO	5365-176-0452	BEARING, ROLLER: clutch equalizer shaft, 11639718 (19207)	EA	1	*	*	*	*	2-1	16
X2O		SHAFT: clutch equalizer, 11639719 (19207)	EA	1	*	*	*	*	2-1	17
PO	2520-176-8937	SOCKET, BALL: clutch equalizer shaft, 11639714 (19207)	EA	2	*	*	*	*	2-1	18
PO	5340-176-0935	RETAINER, SOCKET: clutch equalizer shaft, 11639715 (19207)	EA	1	*	*	*	*	2-1	19
X2O		BRACKET: clutch equalizer shaft, 11639717 (19207)	EA	1	*	*	*	*	2-1	20



AT 39873

Figure 2-1. Clutch linkage and related parts.

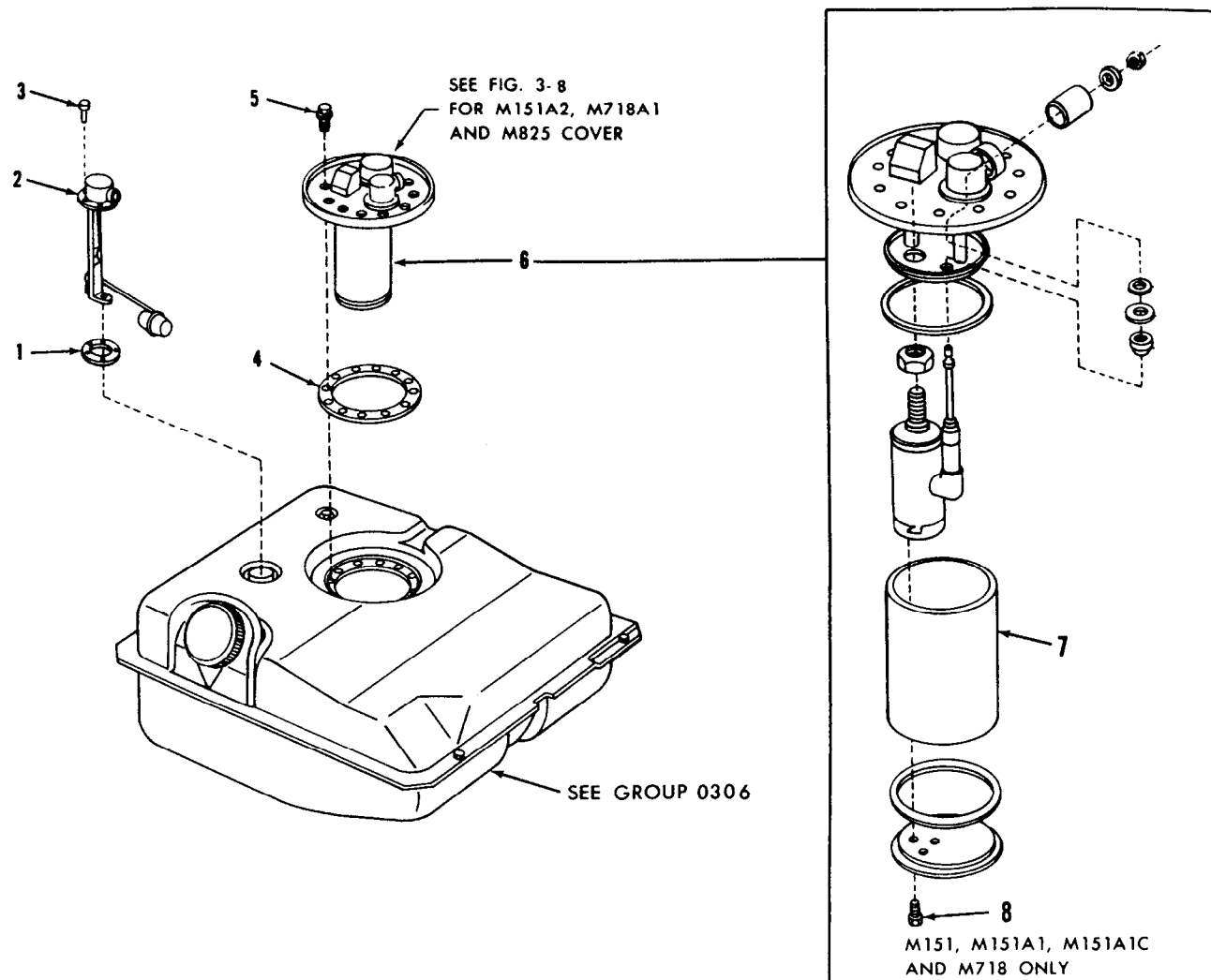
(1) SMR CODE	(2) FEDERAL STOCK NUMBER	(3) DESCRIPTION		(4) UNIT OF MEAS.	(5) QTY INC IN UNIT	(6) 15-DAY ORGANIZATIONAL MAINTENANCE ALW				(7) ILLUSTRATION	
		REFERENCE NUMBER & MFG. CODE	USABLE ON CODE			(a) 1-5	(b) 6-20	(c) 21-50	(d) 51-100	(a) FIGURE NO.	(b) ITEM NO.
		GROUP 0301—CARBURETOR CARBURETOR ASSEMBLY AND RELATED PARTS (fig. 3-1)									
PO	2910-878-8839	KIT, CARBURETOR: (Holley or Zenith) 5703316 (19207)	A	EA	V	*	*	*	*		
		composed of:									
PO	2910-678-1857	1—CARBURETOR ASSY: 7017440 (19207) (opt)	A	EA	1	*	*	*	*	3-1	1.1
PO	2910-788-8457	1—CARBURETOR ASSY: (opt) 10939511 (19207)	A	EA	1	*	*	*	*	3-1	1.1
PO	2910-678-3236	1—GASKET: 8754663 (19207)		EA	1	*	*	*	*	3-1	1.2
X1		2—ADAPTER: 10939515 (19207)		EA	2					3-1	1.3
PO	4730-729-5593	2—CLAMP: (opt) 7536181 (19207)		EA	2	*	*	*	1	3-1	1.4
PO	4730-908-3195	2—CLAMP: (opt) MS35842-10 (96906)		EA	2	*	*	*	1	3-1	1.4
PO	4720-678-1876	1—HOSE: 8754592 (19207)		EA	1	*	*	*	*	3-1	1.5
PO	4730-287-3281	1—PLUG: (opt) 127950 (21450)		EA	1					3-1	1.6
PO	4730-542-4131	1—PLUG: (opt) 444613 (24617)		EA	1					3-1	1.6
PO	2910-176-8873	KIT, CARBURETOR: (Holley or Zenith) 5703381 (19207)	B	EA	V	*	*	*	*		
		composed of:									
X1		1—CARBURETOR ASSY: (opt) 7017440-1 (19207)	B							3-1	1.1
X1		1—CARBURETOR ASSY: (opt) 11641105 (19207)	B	EA	1					3-1	1.1
PO	2910-678-3236	1—GASKET: 8754663 (19207)		EA	1	*	*	*	*	3-1	1.2
X1		2—ADAPTER: 10939515 (19207)		EA	2					3-1	1.3
PO	4730-729-5593	2—CLAMP: (opt) 7536181 (19207)		EA	2	*	*	*	*	3-1	1.4
PO	4730-908-3195	2—CLAMP: (opt) MS35842-10 (96906)		EA	2	*	*	*	*	3-1	1.4
PO	4720-678-1876	1—HOSE: 8754592 (19207)		EA	1	*	*	*	*	3-1	1.5
PO	4730-287-3281	1—PLUG: (opt) 127950 (21450)		EA	1	*	*	*	*	3-1	1.6
PO	4730-542-4131	1—PLUG: (opt) 444613 (24617)		EA	1	*	*	*	*	3-1	1.6
PO	5307-017-8453	STUD, PLAIN: to attach carburetor, 178453 (21450)		EA	2	*	*	*	*	3-1	2
PO	2540-455-5830	BRACKET: accelerator spring retaining, 8754177 (19207) (see GRP 0312)		EA	1	*	*	*	*	3-1	3
PO	5310-080-6004	WASHER, FLAT: round, S, cd-pltd, for 3/8 screw size, to attach carburetor, MS27183-14 (96906)		EA	2	*	*	*	*	3-1	4
PO	5310-637-9541	WASHER, LOCK: split, carb-s, cd-pltd, for 3/8 screw size, to attach carburetor, MS35338-46 (96906)		EA	2	*	*	*	*	3-1	5
PO	5310-975-2075	NUT, PLAIN, HEXAGON: carb-s, cd-pltd, 3/8-24 UNF-2B, to attach carburetor, MS35691-21 (96906)		EA	2	*	*	*	*	3-1	6
X1		SEAL: idle mixture adjusting screw (Zenith) T48-11 (79960)		EA	1					3-1	7
PO	5310-753-9075	WASHER: idle adjusting needle spring, (Holley) 7539075 (19207)		EA	1	*	*	*	*	3-1	8
PO	2910-361-3264	SPRING: idle adjusting needle, (Holley) 7351165 (19207)		EA	1	*	*	*	*	3-1	9
PO	2910-041-0972	NEEDLE VALVE: idle adjusting, (Holley) 7539030 (19207)		EA	1	*	*	*	*	3-1	10
X1		WASHER: idle mixture adjusting screw, (Zenith) T52-26 (79960)		EA	1					3-1	8
PO	5340-358-0336	SPRING: idle mixture adjusting screw (Zenith) C111-14 (79960)		EA	1	*	*	*	*	3-1	9
PO	5305-182-9467	SCREW: idle mixture adjusting (Zenith) C46-57 (79960)		EA	1	*	*	*	*	3-1	10
X1		SCREW: idle speed adjusting (Zenith) C140-78 (79960)		EA	1					3-1	11
X1		SPRING: idle speed adjusting screw, (Zenith) C111-62 (79960)		EA	1					3-1	12



AT 39874

Figure 3-1. Carburetor assembly and related parts.

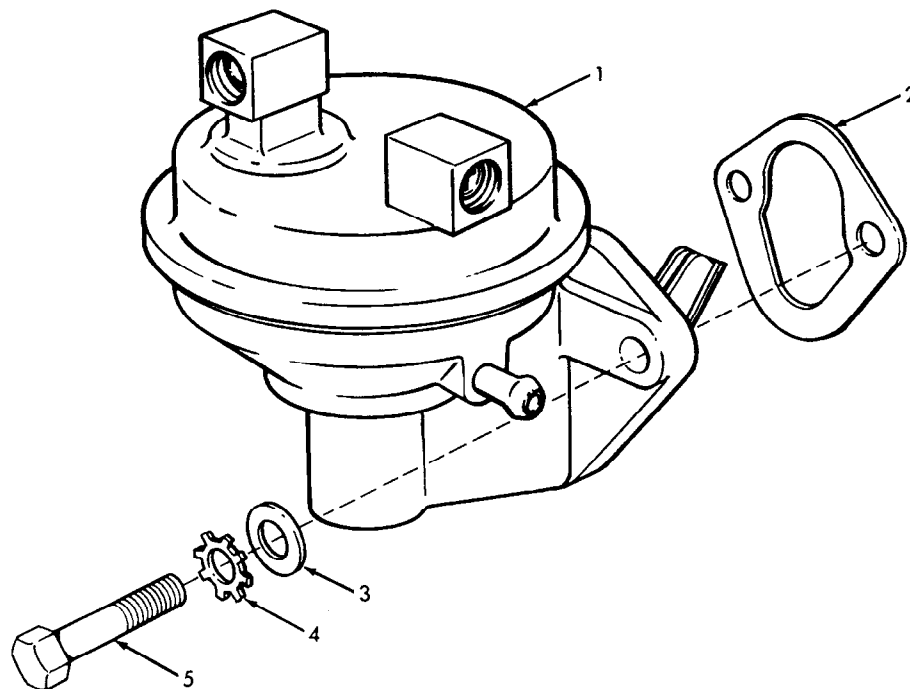
(1) SMR CODE	(2) FEDERAL STOCK NUMBER	(3) DESCRIPTION		(4) UNIT OF MEAS.	(5) QTY INC IN UNIT	(6) 15-DAY ORGANIZATIONAL MAINTENANCE ALW				(7) ILLUSTRATION	
		REFERENCE NUMBER & MFG. CODE	USABLE ON CODE			(a) 1-5	(b) 6-20	(c) 21-50	(d) 51-100	(a) FIGURE NO.	(b) ITEM NO.
		GROUP 0302—FUEL PUMP (M151, M151A1, M151A1C AND M718) AND FUEL LEVEL SENDING UNIT (ALL MODELS) (fig. 3-2)									
PO	2910-292-0035	GASKET: fuel level transmitter (see Group 0610) 7375146 (19207)		EA	1	*	*	*	*	3-2	1
PO	6680-676-9242	TRANSMITTER: fuel level, (see Group 0610) 8376496 (19207)		EA	1	*	*	*	*	3-2	2
PO	5305-042-4505	SCREW AND WASHER ASSEMBLY: to attach fuel level transmitter, (see Group 0610) 424505 (21450)		EA	5	*	*	*	*	3-2	3
PO	2910-678-1855	GASKET: mounting, fuel pump, 7331166 (19207)		A	EA	1	*	*	*	3-2	4
PO	5306-042-5848	SCREW AND WASHER ASSEMBLY: to attach fuel pump and filter, 425848 (21450)		A	EA	12	*	*	*	3-2	5
POR	2910-678-1856	PUMP ASSEMBLY: fuel electrical (in-tank) 7017601 (19207)		A	EA	1	*	*	*	3-2	6
PO	2910-678-7283	FILTER: fuel (see Group 0309) 7045098 (19207)		A	EA	1	*	*	*	3-2	7
PO	5306-017-8469	SCREW AND WASHER ASSEMBLY: 178469 (24617)		A	EA	3	*	*	*	3-2	8



AT 39877

Figure 3-2. Fuel pump (M151, M151A1, M151A1C and M718) and fuel level sending unit (all models).

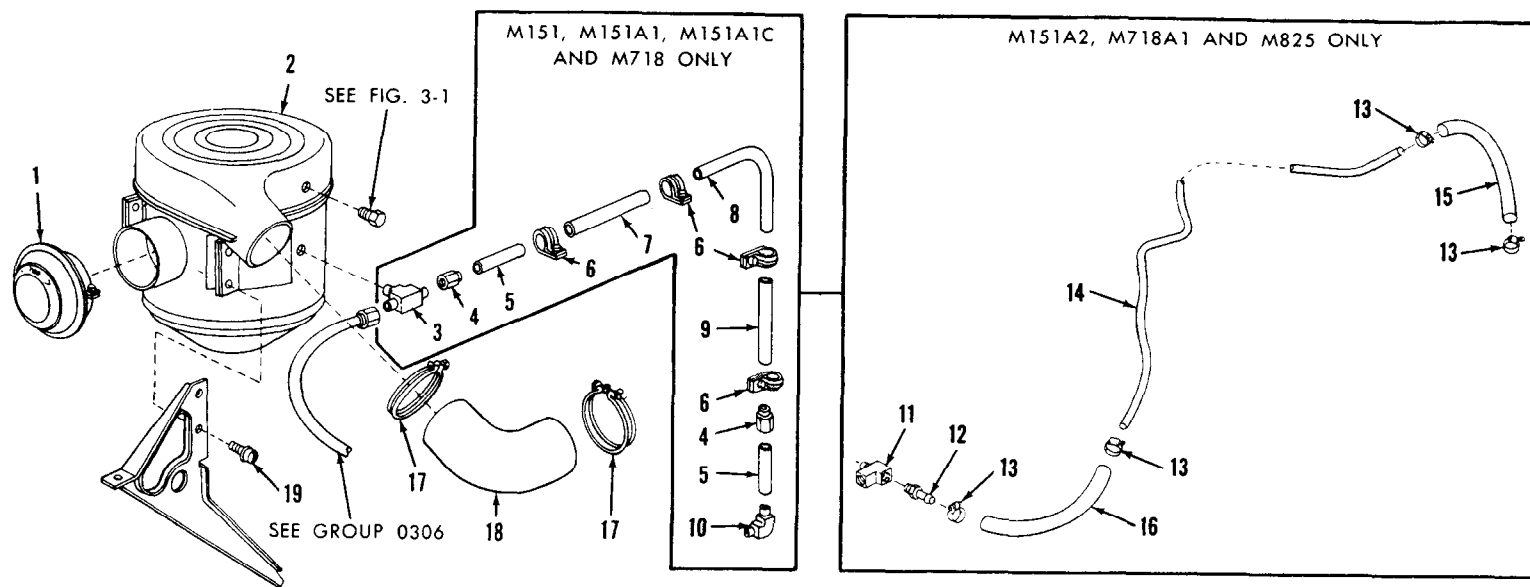
(1) SMR CODE	(2) FEDERAL STOCK NUMBER	(3) DESCRIPTION		(4) UNIT OF MEAS.	(5) QTY INC IN UNIT	(6) 15-DAY ORGANIZATIONAL MAINTENANCE ALW				(7) ILLUSTRATION	
						(a) 1-5	(b) 6-20	(c) 21-50	(d) 51-100	(a) FIGURE NO.	(b) ITEM NO.
		REFERENCE NUMBER & MFG. CODE	USABLE ON CODE								
		GROUP 0302—CONTINUED									
		FUEL PUMP (M151A2, M825, AND M718A1) (fig. 3-3)									
PO	2910-176-8869	PUMP, FUEL: cam actuated, 11640994 (19207)	B	EA	1	*	*	*	*	3-3	1
PO	2910-700-6868	GASKET: fuel pump mounting, 7006868 (19207)	B	EA	1	*	*	*	*	3-3	2
PO	5310-081-4219	WASHER, FLAT: rd, S, cd-pltd, 5 / 16 nom size, to attach fuel pump, MS27183-12 (96906)	B	EA	2	*	*	*	*	3-3	3
PO	5310-167-0721	WASHER, LOCK, FLAT: int tooth, carb-S, cd-pltd, 5 / 16 nom size, to attach fuel pump, MS35333-41 (96906)	B	EA	2	*	*	*	*	3-3	4
PO	5306-225-8502	SCREW, CAP, HEXAGON: carb-S, cd-pltd, 5 / 16-18 UNC-2A X 1½ in. lg, to attach fuel pump, MS90725-38 (96906)	B	EA	2	*	*	*	*	3-3	5



AT24265

Figure 3-3. Fuel pump (M151A2, M825 and M718A1).

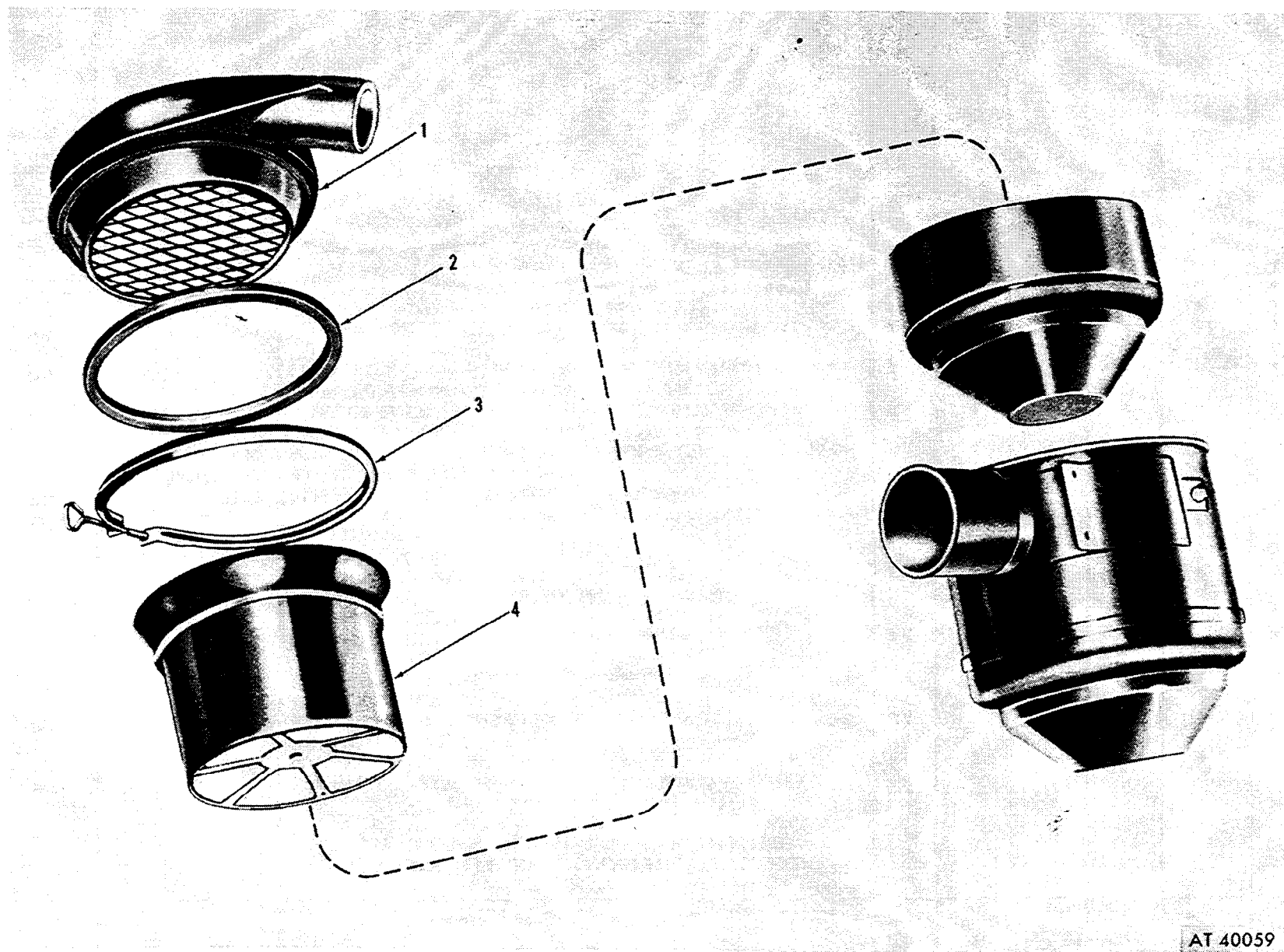
(1) SMR CODE	(2) FEDERAL STOCK NUMBER	(3) DESCRIPTION REFERENCE NUMBER & MFG. CODE USABLE ON CODE	(4) UNIT OF MEAS.	(5) QTY INC IN UNIT	(6) 15-DAY ORGANIZATIONAL MAINTENANCE ALW				(7) ILLUSTRATION	
					(a) 1-5	(b) 6-20	(c) 21-50	(d) 51-100	(a) FIGURE NO.	(b) ITEM NO.
		GROUP 0304 AIR CLEANER AND VENTILATION LINES (fig. 3-4)								
PO	2940-150-7518	CAP ASSEMBLY: air cleaner, 11598930 (19207)	EA	1	*	*	*	*	3-4	1
PO	2940-678-4253	AIR CLEANER: carburetor, (see fig. 3-5) 7044861 (19207)	EA	1	*	*	*	*	3-4	2
PO	4730-263-2752	TEE: air cleaner to oil pressure switch and fuel tank vent line, 143481 (21450)	A	EA	1	*	*	*	3-4	3
PO	4730-014-2431	INVERTED NUT, TUBE COUPLING: inverted flare, 3 / 16 OD tube, air cleaner to oil pressure switch vent line, 142431 (21450)	A	EA	2	*	*	*	3-4	4
PO	4730-168-2076	TUBE, COPPER: oil pressure switch vent line, 1.500 in. lg. 8754589 (19207)	A	EA	2	*	*	*	3-4	5
PO	4730-729-5592	CLAMP, HOSE: air cleaner to oil pressure switch vent line, 7536186 (19207)	A	EA	4	*	*	*	3-4	6
PO		HOSE, RUBBER: 0.156 ID, MIL-R-3065 (81349) used to fabricate:	A	FT	#	*	*	*		
MO		HOSE: air cleaner to oil pressure switch, 9.84 in. lg. 8754588 (19207)	A	EA	1				3-4	7
PO	4710-405-1942	TUBE, STEEL: oil pressure switch vent, 8754549 (19207)	A	EA	1	*	*	*	3-4	8
PO	4720-689-6089	HOSE, RUBBER: oil pressure switch, 8754587 (19207)	A	EA	1	*	*	*	3-4	9
PO	4730-277-8269	ELBOW: oil pressure switch, 137420 (21450)	A	EA	1	*	*	*	3-4	10
PO		TEE: air cleaner vent line, 444146 (24617)	B	EA	1	*	*	*	3-4	11
PO		ADAPTER, STRAIGHT: air cleaner to vent hose, 11639769 (19207)	B	EA	1	*	*	*	3-4	12
PO	4730-908-3195	CLAMP, HOSE: air cleaner vent line, MS35842-10 (96906)	B	EA	4	*	*	*	3-4	13
MO		TUBE, VENT: fuel pump to air cleaner, 11660436 (19207)	B	EA	1				3-4	14
PO	4710-277-5526	Fabricate from: 1—TUBE, COPPER: seamless, 5 / 16 od x 0.032 wall thk, 36 in. lg. 8689207 (19207)	B	FT	V	*	*	*		
PO		HOSE, RUBBER: type I, 0.585 OD x 0.328 ID, MIL-H-13444 (81349) used to fabricate:	B	V	1	*	*	*		
MO		HOSE: fuel pump to air cleaner, 4.00 in. lg. 11660435-2 (19207)	B	EA	1				3-4	15
MO		HOSE: air cleaner to fuel pump vent tube, 9.25 in. lg. 11660435-3 (19207)	B	EA	1				3-4	16
PO	4730-909-8627	CLAMP, HOSE: air duct low pressure, type F, 1-13 / 16-2-3/4 in., MS35842-13 (96906)	EA	2	*	*	*	*	3-4	17
PO	2940-678-0772	HOSE, PREFORMED: carburetor to air cleaner, 8754604 (19207)	EA	1	*	*	*	*	3-4	18
PO	5306-042-4208	SCREW AND WASHER ASSEMBLY: air cleaner mounting, 424208 (21450)	EA	4	*	*	*	*	3-4	19



AT 40031

Figure 3-4. Air cleaner and ventilation lines.

(1) SMR CODE	(2) FEDERAL STOCK NUMBER	(3) DESCRIPTION REFERENCE NUMBER & MFG. CODE USABLE ON CODE	(4) UNIT OF MEAS.	(5) QTY INC IN UNIT	(6) 15-DAY ORGANIZATIONAL MAINTENANCE ALW				(7) ILLUSTRATION	
					(a) 1-5	(b) 6-20	(c) 21-50	(d) 51-100	(a) FIGURE NO.	(b) ITEM NO.
		GROUP 0304 AIR CLEANER ASSEMBLY (fig. 3-5)								
PO	2940-150-7524	UPPER HALF ASSEMBLY: air cleaner, 1393C1K07 (78940)	EA	1	*	*	*	*	3-5	1
PO	5330-151-3843	GASKET: air cleaner, 615A32 (78940)	EA	1	*	*	*	*	3-5	2
PO	2940-150-7541	CLAMP ASSEMBLY: air cleaner, 214C1K07 (78940)	EA	1	*	*	*	*	3-5	3
PO	2940-150-7539	FILTER ASSEMBLY: air cleaner, 1395C2 (78940)	EA	1	*	*	*	*	3-5	4



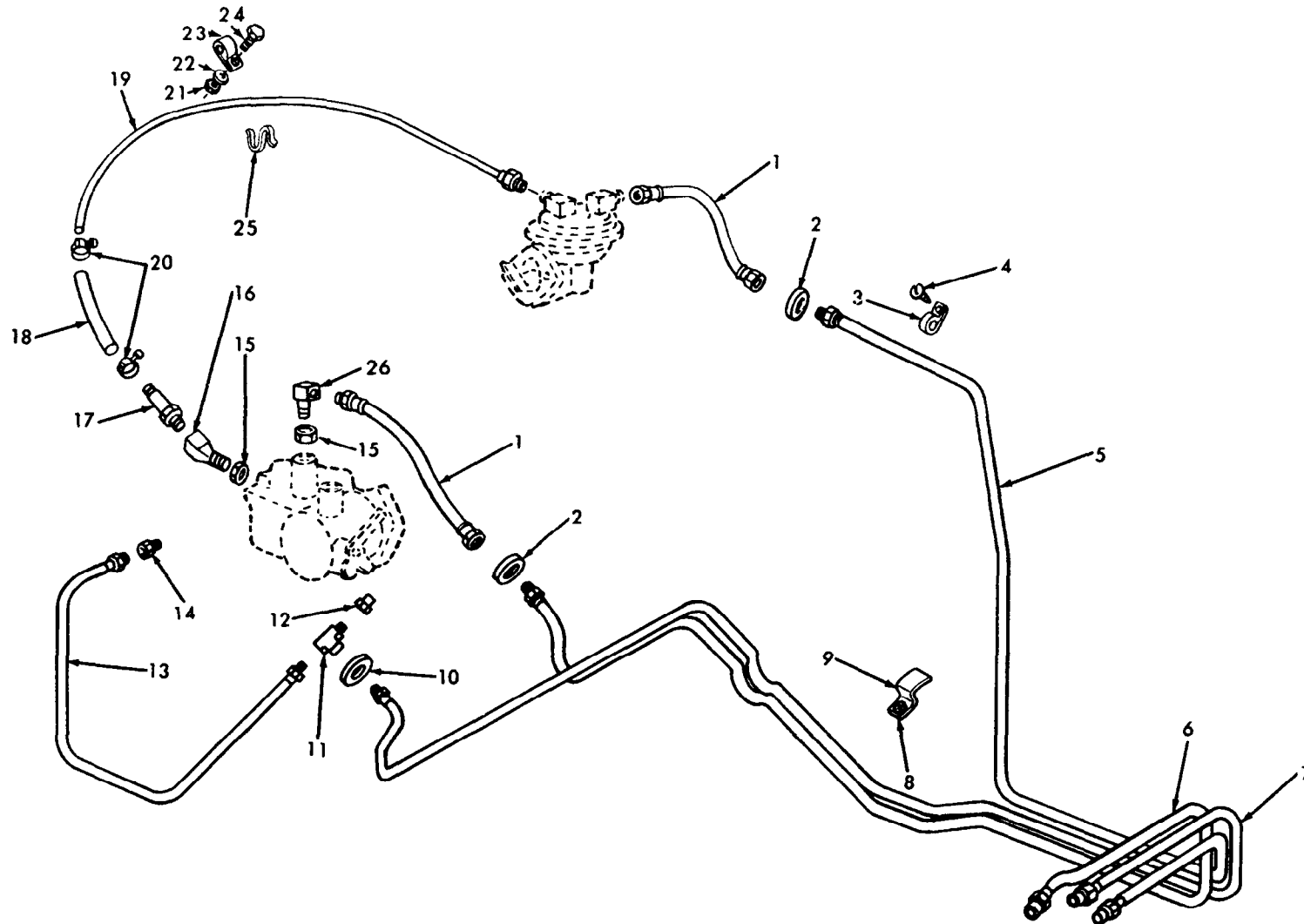
AT 40059

Figure 3-5. Air cleaner assembly.

(1) SMR CODE	(2) FEDERAL STOCK NUMBER	(3) DESCRIPTION REFERENCE NUMBER & MFG. CODE USABLE ON CODE	(4) UNIT OF MEAS.	(5) QTY INC IN UNIT	(6) 15-DAY ORGANIZATIONAL MAINTENANCE ALW				(7) ILLUSTRATION	
					(a)	(b)	(c)	(d)	(a)	(b)
					1-5	6-20	21-50	51-100	FIGURE NO.	ITEM NO.
		GROUP 0306 FUEL TANK (ALL MODELS) AND FUEL LINES AND FITTINGS (M151, M151A1, M151A1C and M718) fig. 3-6								
MFO		TUBE ASSEMBLY: front fuel tank vent 7345065 (19207)							3-6	1
PO	4730-832-5670	LOCKNUT, PIPE: fuel line inlet elbow 8764823 (19207)	A	EA	1	*	*	*	3-6	2
PO	4730-958-6079	ELBOW: carburetor fuel inlet hose 10921892 (19207)	A	EA	1	*	*	*	3-6	3
PO	2910-770-1643	HOSE ASSEMBLY, RUBBER: carburetor fuel inlet 7062167 (19207)	A	EA	3	*	*	*	3-6	4
PO	5325-682-1473	GROMMET, RUBBER: 1/4 x 1 1/4, rear fuel supply line 7703461 (19207)	A	EA	2	*	*	*	3-6	5
PO	5340-678-1403	CLIP ASSEMBLY: rear fuel line 7345120 (19207)		EA	2	*	*	*	3-6	6
PO	4320-775-1478	SCREW ASSEMBLY: 424673 (21450)		EA	1	*	*	*	3-6	7
MFO	2910-647-0988	TUBE ASSEMBLY: rear fuel supply 7345116 (19207)	A						3-6	8
MFO		TUBE ASSEMBLY, REAR FUEL TANK VENT: 7345115 (19207)							3-6	9
PO	4730-221-2136	PLUG, PIPE THREAD: MS20913-1S (96906)		EA	1	*	*	*	3-6	10
PO	2910-765-4349	TANK, FUEL: 7046622 (19207)		EA	1	*	*	*	3-6	11
PO	5306-225-9087	SCREW, CAP, HEXAGON HEAD: carb-s, CD-PLTD, 5/16-24 UNF-2A x 7/8 in. lg, fuel tank mounting MS90726-33 (96906)		EA	4	*	*	*	3-6	12
PO	5310-901-0279	WASHER LOCK: flat, int-tooth, carb-s, CD-PLTD, for 5/16 screw size, fuel tank mounting MS45904-74 (96906)		EA	4	*	*	*	3-6	13
PO	4730-044-4577	PLUG, PIPE: sq-hd, S, CD or ZN-PLTD, 1/4 NPTF, fuel tank drain 444577 (21450)		EA	1	*	*	*	3-6	14
PO	2910-930-2060	GASKET: fuel tank cap 8712325 (19207)		EA	1	*	*	*	3-6	15
PO	2910-405-0216	CAP: fuel tank filler (with gasket) 11660517-1 (19207)		EA	1	*	*	*	3-6	16
PO	5325-124-1396	GROMMET, RUBBER: fuel tank vent line 7345121 (19207)		EA	1	*	*	*	3-6	17
PO	4730-542-3205	TEE, PIPE TO TUBE: inverted flare, BR, 1/8-NPTF male pipe end, 3/16 OD tube ends, fuel tank vent line 178681 (21450)		EA	1	*	*	*	3-6	18

(1) SMR CODE	(2) FEDERAL STOCK NUMBER	(3) DESCRIPTION REFERENCE NUMBER & MFG. CODE	USABLE ON CODE	(4) UNIT OF MEAS.	(5) QTY INC IN UNIT	(6) 15-DAY ORGANIZATIONAL MAINTENANCE ALW				(7) ILLUSTRATION	
						(a) 1-5	(b) 6-20	(c) 21-50	(d) 51-100	(a) FIGURE NO.	(b) ITEM NO.
		GROUP 0306—CONTINUED									
		FUEL LINES AND FITTINGS (M151A2, M825 and M718A1) fig. 3-7									
PO	2910-770-1643	HOSE ASSEMBLY, RUBBER: fuel supply and return line 7062167 (19207)	B	EA	2	*	*	*	*	3-7	1
PO	5325-682-1473	GROMMET, RUBBER: ¼ x 1¼, rear fuel supply and return line 7703461 (19207)	B	EA	2	*	*	*	*	3-7	2
PO	5340-779-5620	CLAMP, LOOP: rear fuel supply tube retaining MS21333-6 (96906)	B	EA	1	*	*	*	*	3-7	3
PO	5305-017-8466	SCREW: clamp retaining, 178466 (21450)	B	EA	1	*	*	*	*	3-7	4
MFO		TUBE ASSEMBLY: fuel inlet, rear 11644924 (19207)	B	EA	1					3-7	5
MFO	2910-647-0988	TUBE ASSEMBLY: rear fuel return 7345116 (19207)	B	EA	1					3-7	6
MFO		TUBE ASSEMBLY: rear fuel tank vent, 7345115 (19207)		EA						3-7	7
PO	4320-775-1478	SCREW ASSEMBLY: 424673 (21450)		EA	1	*	*	*	*	3-7	8
PO	5340-678-1403	CLIP ASSEMBLY: rear fuel line 7345120 (19207)		EA	1	*	*	*	*	3-7	9
PO	5325-124-1396	GROMMET, RUBBER: fuel tank vent line 7345121 (19207)		EA	1	*	*	*	*	3-7	10
PO	4730-542-3205	TEE, PIPE TO TUBE: inverted flare, br, ½-NPTF male pipe end, 3 / 16 OD tube ends, fuel tank vent line 178681 (21450)		EA	1	*	*	*	*	3-7	11
PO		CAP: fuel tank vent line tee 11639773 (19207)		EA	1	*	*	*	*	3-7	12
MFO		TUBE ASSEMBLY: front fuel tank vent 7345065 (19207)		EA	1					3-7	13
PO		CONNECTOR: front fuel tank vent tube to air cleaner 137404 (21450)	B	EA	1	*	*	*	*	3-7	14
PO	4730-832-5670	LOCKNUT, PIPE: fuel line inlet and return elbow 8764823 (19207)	B	EA	2	*	*	*	*	3-7	15
PO		ELBOW, PIPE: 30 deg, in-line fuel filter to carburetor 11641104 (19207)	B	EA	1	*	*	*	*	3-7	16
PO	2910-176-8928	FILTER ASSEMBLY, FUEL: carburetor, (see Group 0309), 11640944 (19207)	B	EA	1	*	*	*	*	3-7	17
MO		HOSE: carburetor fuel inlet, 6.50 in. lg, 11660435-5 (19207)	B	EA	1					3-7	18
PO	4720-080-8586	Fabricate from: HOSE, RUBBER: Tye, I, 0.585 OD x 0.328 ID, MIL-H-13444 (81349)	B	FT	V	*	*	*	*		
		TUBE ASSEMBLY: fuel pump to carburetor 11660519 (19207)	B	EA						3-7	19
		Fabricate from:									
PO	4710-277-5526	TUBE, COPPER: seamless, 5 / 16 OD x 0.032 wall thk, 28 in. lg, 8689207 (19207)	B	FT	V	*	*	*	*		
PO	4730-013-7398	INVERTED NUT, TUBE COUPLING: inverted flare, S, cd or zn-pltd, 5 / 16 OD tubr, 0.62 overall lg, 137398 (21450)	B	EA	1	*	*	*	*		

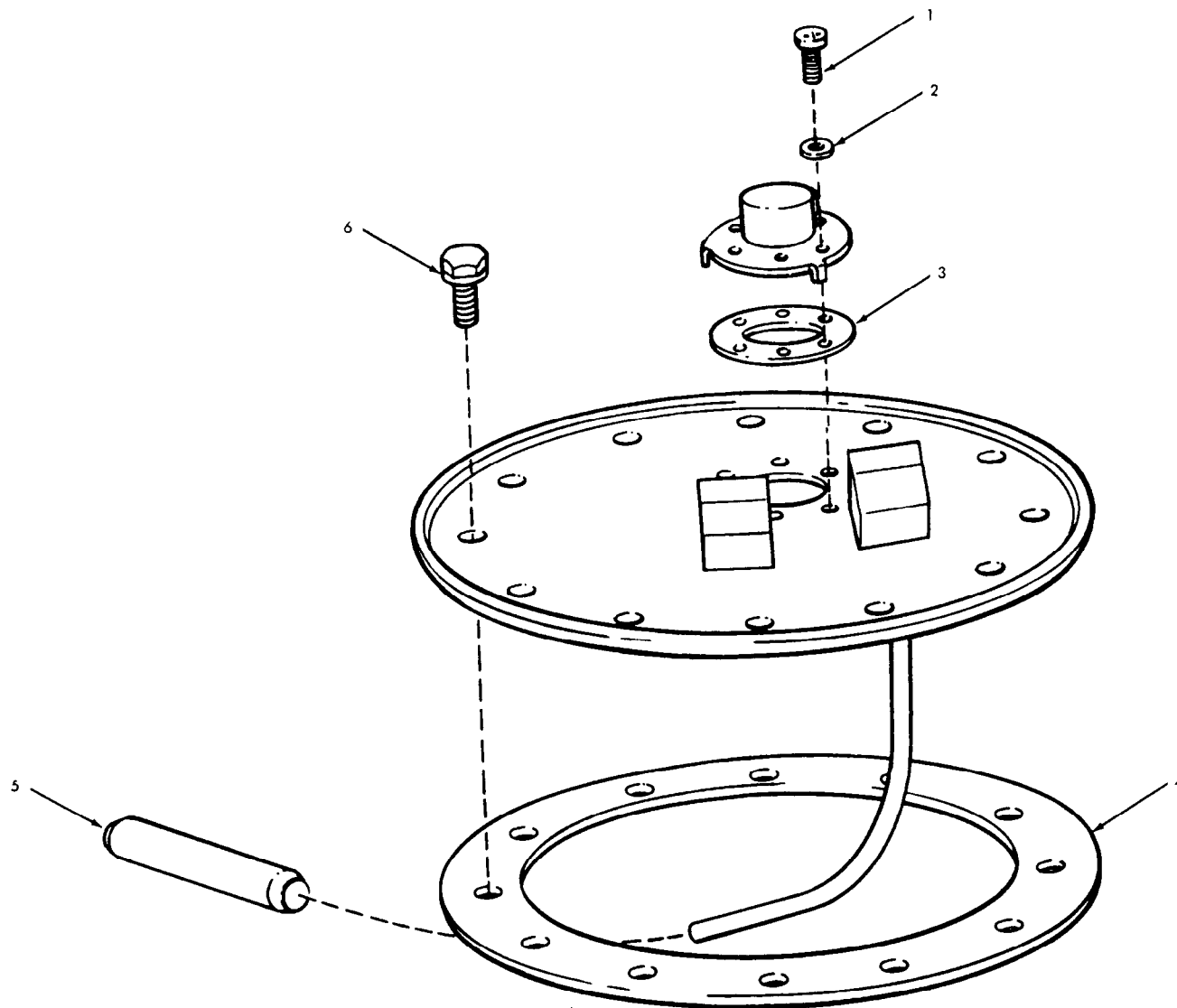
(1) SMR CODE	(2) FEDERAL STOCK NUMBER	(3) DESCRIPTION		(4) UNIT OF MEAS.	(5) QTY INC IN UNIT	(6) 15-DAY ORGANIZATIONAL MAINTENANCE ALW				(7) ILLUSTRATION	
		REFERENCE NUMBER & MFG. CODE	USABLE ON CODE			(a) 1-5	(b) 6-20	(c) 21-50	(d) 51-100	(a) FIGURE NO.	(b) ITEM NO.
		FUEL LINES AND FITTINGS (M151A2, M825 AND M718A1) FIG. 3-7—CONTINUED									
PO	4730-908-3195	CLAMP, HOSE: carburetor fuel inlet MS35842-10 (96906)	B	EA	2	*	*	*	*	3-7	20
PO	5310-761-6882	NUT, PLAIN, HEXAGON: carb-s, CD-PLTD, ¼-20 UNC-2B to attach fuel pump to carburetor tube clamp MS51967-2 (96906)	B	EA	1	*	*	*	*	3-7	21
PO	5310-582-5965	WASHER, LOCK: carb-s, CD-PLTD, for ½ screw size to attach fuel pump to carburetor tube clamp MS35338-44 (96906)	B	EA	1	*	*	*	*	3-7	22
PO	5340-993-6207	CLAMP, LOOP: fuel pump to carburetor tube retaining MS21333-99 (96906)	B	EA	1	*	*	*	*	3-7	23
PO	5305-068-0500	SCREW, CAP, HEXAGON HEAD: carb-s, DC-PLTD, ¼-20 UNC-2A x ½ in. lg, to attach fuel pump to carburetor tube clamp MS 90725-3 (96906)	B	EA	1	*	*	*	*	3-7	24
PO	5340-333-6078	CLIP, SPRING, TENSION: 8329624 (19207)	B	EA	3	*	*	*	*	3-7	25
PO	4730-958-6079	ELBOW: carburetor fuel return hose 10921892 (19207)	B	EA	1	*	*	*	*	3-7	26



AT 39968

Figure 3-7. Fuel lines and fittings. (M151A2, M825 and M718A1).

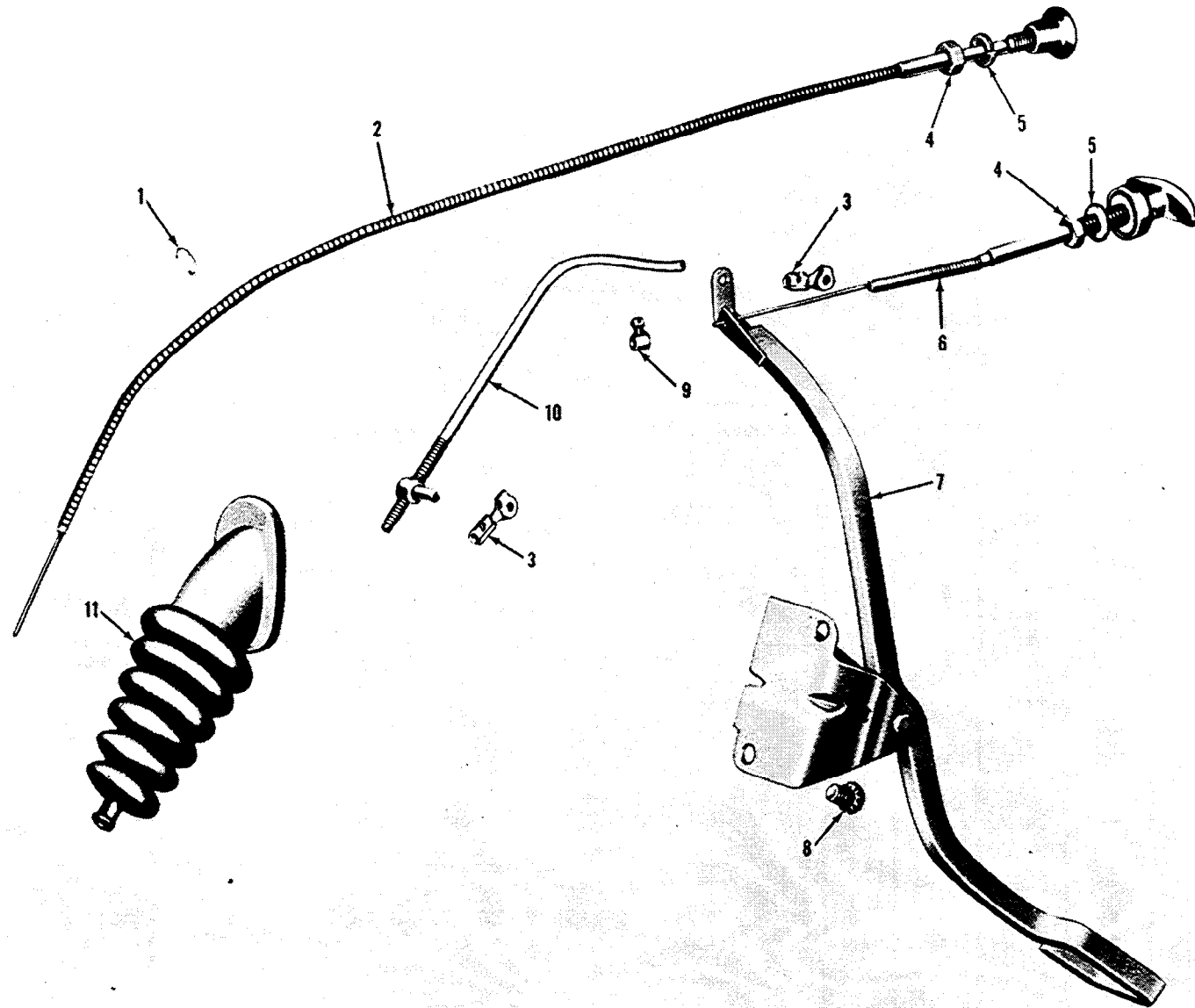
(1) SMR CODE	(2) FEDERAL STOCK NUMBER	(3) DESCRIPTION REFERENCE NUMBER & MFG. CODE USABLE ON CODE		(4) UNIT OF MEAS.	(5) QTY INC IN UNIT	(6) 15-DAY ORGANIZATIONAL MAINTENANCE ALW				(7) ILLUSTRATION	
						(a)	(b)	(c)	(d)	(a) FIGURE NO.	(b) ITEM NO.
						1-5	6-20	21-50	51-100		
		GROUP 0306—CONTINUED									
		FUEL IN-TANK FILTER AND RELATED PARTS (M151A2, M825, and M718A1) fig. 3-8									
PO	5305-984-6191	SCREW, MACHINE: pan head, cross-recessed, carb-s, CD-PLTD. No. 6, 32 UNC-2A x 3/8 in. lg. to attach fuel tank air vent, MS35206- 243 (96906)		EA	6	*	*	*	*	3-8	1
PO	5310-735-1043	WASHER: to attach fuel tank air vent, 7351043 (19207)		EA	6	*	*	*	*	3-8	2
PO		GASKET, FUEL TANK AIR VENT: 7045097 (19207)		EA	1	*	*	*	*	3-8	3
PO	2910-678-1855	GASKET, FUEL TANK COVER: 7331166 (19207)		B	EA	1	*	*	*	3-8	4
PO	2910-165-4017	FILTER, FUEL INLET: in-tank, 11641033 (19207) (see Group 0309)		B	EA	1	*	*	*	3-8	5
PO	5306-042-5848	SCREW AND WASHER ASSEMBLY: to attach fuel tank cover, 425848 (21450)		B	EA	12	*	*	*	3-8	6



AT 40047

Figure 3-8. Fuel in-tank filter and related parts
(M151A2, M825 and M718A1).

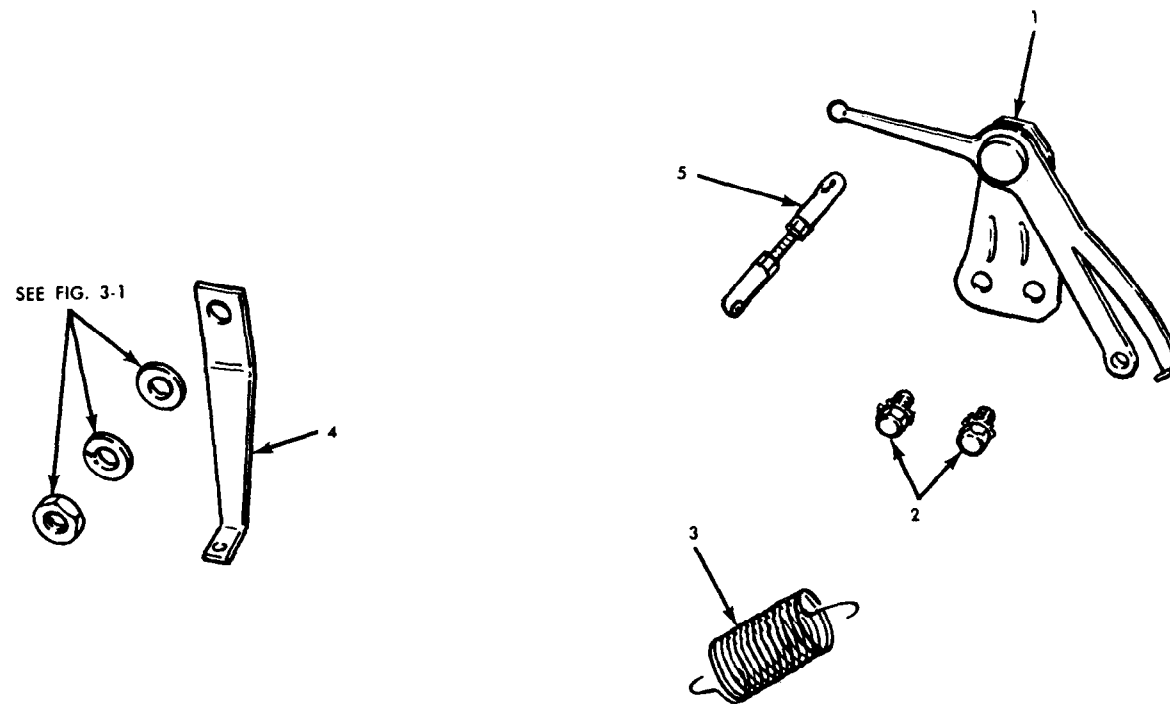
(1) SMR CODE	(2) FEDERAL STOCK NUMBER	(3) DESCRIPTION		(4) UNIT OF MEAS.	(5) QTY INC IN UNIT	(6) 15-DAY ORGANIZATIONAL MAINTENANCE ALW				(7) ILLUSTRATION	
						(a) 1-5	(b) 6-20	(c) 21-50	(d) 51-100	(a) FIGURE NO.	(b) ITEM NO.
		REFERENCE NUMBER & MFG. CODE	USABLE ON CODE								
		GROUP 0309 FUEL FILTER									
PO	2910-678-7281	GASKET: fuel filter, 7045096 (19207)	A	EA	1	*	*	*	*	3-2	7.7
PO	2910-678-7283	FILTER, ELEMENT, FLUID PRESSURE: fuel (in-tank), 7045098 (19207)	A	EA	1	*	*	*	*	3-2	8
PO	2910-176-8928	FILTER ASSEMBLY, FUEL: carburetor, 11640944 (19207)	B	EA	1	*	*	*	*	3-7	17
PO	2910-165-4017	FILTER, FUEL INLET: in-tank, 11641033 (19207)	B	EA	1	*	*	*	*	3-8	5
		GROUP 0312 ACCELERATOR, THROTTLE AND CHOKE CONTROLS fig. 3-9									
PO	5975-984-6582	STRAP, CABLE: choke control MS17821-1-0 (96906)		EA	1	*	*	*	*	3-9	1
PO	2590-930-4360	CHOKE ASSEMBLY: 8754129 (19207)		EA	1	*	*	*	*	3-9	2
PO	2910-214-2707	CLIP: throttle control rod 8359992 (19207)		EA	2	*	*	*	*	3-9	3
PO	5310-975-2075	NUT, PLAIN, HEXAGON: carb-s, CD-PLTD, 3/8-24 UNF-2B choke control mounting (1), throttle control mounting (1) MS35691-21 (96906)		EA	2	*	*	*	*	3-9	4
PO	5310-637-9541	WASHER, LOCK: split, carb-s, CD-PLTD, for 3/8 screw size, choke control mounting (1), throttle control mounting (1), MS 35338-46 (96906)		EA	2	*	*	*	*	3-9	5
PO	2590-678-3089	THROTTLE ASSEMBLY: 8754130 (19207)		EA	1	*	*	*	*	3-9	6
X20		PEDAL AND BRACKET ASSEMBLY: accelerator, 11644850 (19207)		EA	1	*	*	*	*	3-9	7
PO	5306-042-5639	SCREW AND WASHER ASSEMBLY: accelerator bracket mounting, 425639 (24617)		EA	2	*	*	*	*	3-9	8
PO	2540-737-1194	STOP ASSEMBLY: throttle 7371194 (19207)		EA	1	*	*	*	*	3-9	9
PO	2590-177-7878	ROD ASSEMBLY: accelerator 8754148 (19207)		EA	1	*	*	*	*	3-9	10
PO	2540-678-1353	BOOT: accelerator, dust cover, (** parts kit 2540-887-1343), 8754175 (19207)		EA	1	*	*	*	*	3-9	11



AT 39882

Figure 3-9. Accelerator, throttle and choke controls.

(1) SMR CODE	(2) FEDERAL STOCK NUMBER	(3) DESCRIPTION REFERENCE NUMBER & MFG. CODE USABLE ON CODE	(4) UNIT OF MEAS.	(5) QTY INC IN UNIT	(6) 15-DAY ORGANIZATIONAL MAINTENANCE ALW				(7) ILLUSTRATION	
					(a)	(b)	(c)	(d)	(a)	(b)
					1-5	6-20	21-50	51-100	FIGURE NO.	ITEM NO.
		GROUP 0312 BELLCRANK ASSEMBLY AND RELATED PARTS fig. 3-10								
PO	2590-408-4674	BELLCRANK ASSEMBLY: accelerator 8754153 (19207)	EA	1	*	*	*	*	3-10	1
PO	5306-017-8785	SCREW AND WASHER ASSEMBLY: to attach belcrank 178785 (21450)	EA	2	*	*	*	*	3-10	2
PO	2540-678-3106	SPRING, HELICAL, EXTENSION: accelerator pedal retracting 8754176 (19207)	EA	1	*	*	*	*	3-10	3
PO	2540-455-5830	BRACKET: accelerator spring retaining, 8754177 (19207)	EA	1	*	*	*	*	3-10	4
PO	2910-678-0769	ROD ASSEMBLY: accelerator belcrank 8754707 (19207)	EA	1	*	*	*	*	3-10	5

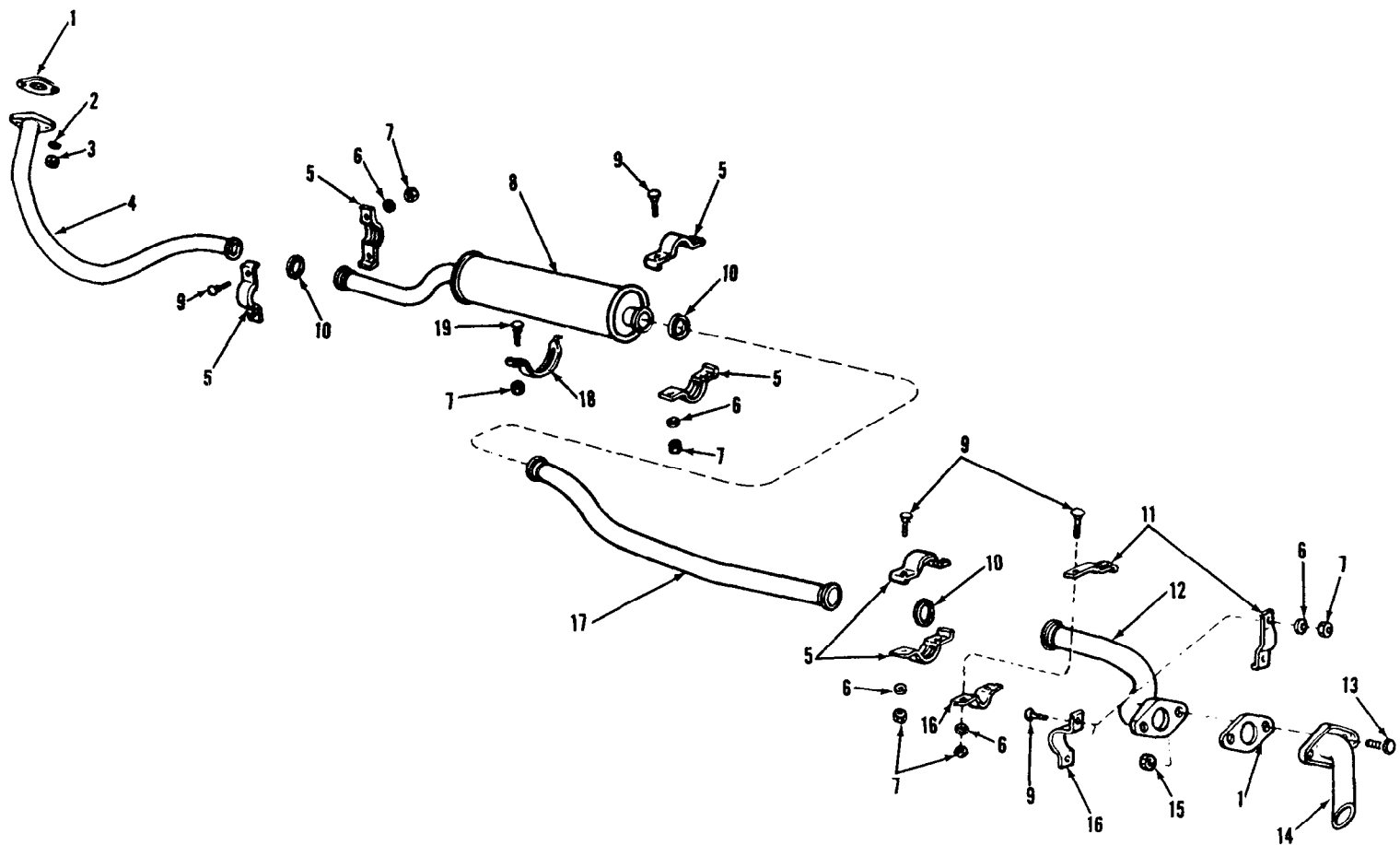


AT 39876

Figure 3-10. Bellcrank assembly and related parts.

(1) SMR CODE	(2) FEDERAL STOCK NUMBER	(3) DESCRIPTION		(4) UNIT OF MEAS.	(5) QTY INC IN UNIT	(6) 15-DAY ORGANIZATIONAL MAINTENANCE ALW				(7) ILLUSTRATION	
		REFERENCE NUMBER & MFG. CODE	USABLE ON CODE			(a)	(b)	(c)	(d)	(a) FIGURE NO.	(b) ITEM NO.
						1-5	6-20	21-50	51-100		
		GROUP 0401 MUFFLER, EXHAUST PIPE AND RELATED PARTS fig. 4-1									
PO	2990-678-3239	GASKET: manifold outlet pipe (1), tailpipe extension pipe (1) 7331368 (19207)		EA	2	*	*	*	*	4-1	1
PO	5310-637-9541	WASHER, LOCK: split, carb-s, CD-PLTD, for 3/8 screw size, manifold outlet pipe attaching MS35338-46 (96906)		EA	1	*	*	*	*	4-1	2
PO	5310-903-3992	NUT, PLAIN, HEXAGON: brass, black oxide, 3/8-24 UNF-2B, manifold outlet pipe attaching MS 51970-3 (96906)		EA	1	*	*	*	*	4-1	3
PO	2990-678-3240	PIPE ASSEMBLY, EXHAUST: manifold outlet to muffler inlet 7331256 (19207)		EA	1	*	*	*	*	4-1	4
PO	5340-678-3305	COUPLING, HALF, CLAMP, GROOVED: muffler pipe 8754572 (19207)		EA	6	*	*	*	*	4-1	5
PO	5310-081-4219	WASHER, FLAT: round, S, CD-PLTD, for 5 / 16 screw size, muffler pipe coupling and clamp attaching MS 27183-12 (96906)		EA	5	*	*	*	*	4-1	6
PO	5310-984-3806	NUT, SELF-LOCKING, HEXAGON: carb-s, CD-PLTD, 5 / 16-18 UNC, muffler pipe coupling and clamp attaching MS 51922-9 (96906)		EA	11	*	*	*	*	4-1	7
PO	2990-678-3241	MUFFLER ASSEMBLY: 7331260 (19207)		EA	1	*	*	*	*	4-1	8
PO	5306-721-5944	BOLT, CARRIAGE: square neck, RD-HD, S, CD or ZN-PLTD, 5 / 16-18 UNC-2A x 1 in. lg. muffler pipe coupling and clamp attaching, MS35751-41 (96906)		EA	10	*	*	*	*	4-1	9
PO	2990-678-3237	GASKET: muffler exhaust pipe, 7331366 (19207)		EA	3	*	*	*	*	4-1	10
PO	5340-178-1379	CLAMP: muffler tailpipe, 10884989 (19207)		EA	2	*	*	*	*	4-1	11
PO	2990-678-3242	PIPE ASSEMBLY: muffler outlet-rear 7331267 (19207)	A	EA	1	*	*	*	*	4-1	12
PO	2990-169-2892	PIPE ASSEMBLY: muffler outlet-rear 11639660 (19207)	B	EA	1	*	*	*	*	4-1	12
PO	5305-269-2802	SCREW, CAP, HEXAGON HEAD: carb-s, CD-PLTD, 3/8-24 UNF- 2A x 1, in. lg. tailpipe extension attaching, MS90726-59 (96906)		EA	1	*	*	*	*	4-1	13
PO	2990-064-6312	PIPE ASSEMBLY: tailpipe extension 7046649 (19207)		EA	1	*	*	*	*	4-1	14
PO	5310-959-1488	NUT, SELF-LOCKING, HEXAGON: carb-s, CD-PLTD, 3/8-24 UNF-2B, tailpipe extension attaching MS51922-21 (96906)		EA	2	*	*	*	*	4-1	15
PO	5340-178-1378	CLAMP: muffler tailpipe 10884990 (19207)		EA	2	*	*	*	*	4-1	16
PO	2990-678-3243	PIPE ASSEMBLY: muffler outlet, 7331265 (19207)	A	EA	1	*	*	*	*	4-1	17
PO	2990-169-2893	PIPE ASSEMBLY: muffler outlet, 11639645 (19207)	B	EA	1	*	*	*	*	4-1	17
PO	2990-678-1396	CLAMP: muffler mounting, 7331269 (19207)		EA	1	*	*	*	*	4-1	18
PO	5306-911-5005	BOLT, CARRIAGE: square neck, rd-hd, s, cd or zn-pltd, 5 / 16-18 UNC-2A x 1 1/4 in. lg. muffler mounting calmp attaching, MS35751- 42 (96906)		EA	1	*	*	*	*	4-1	19

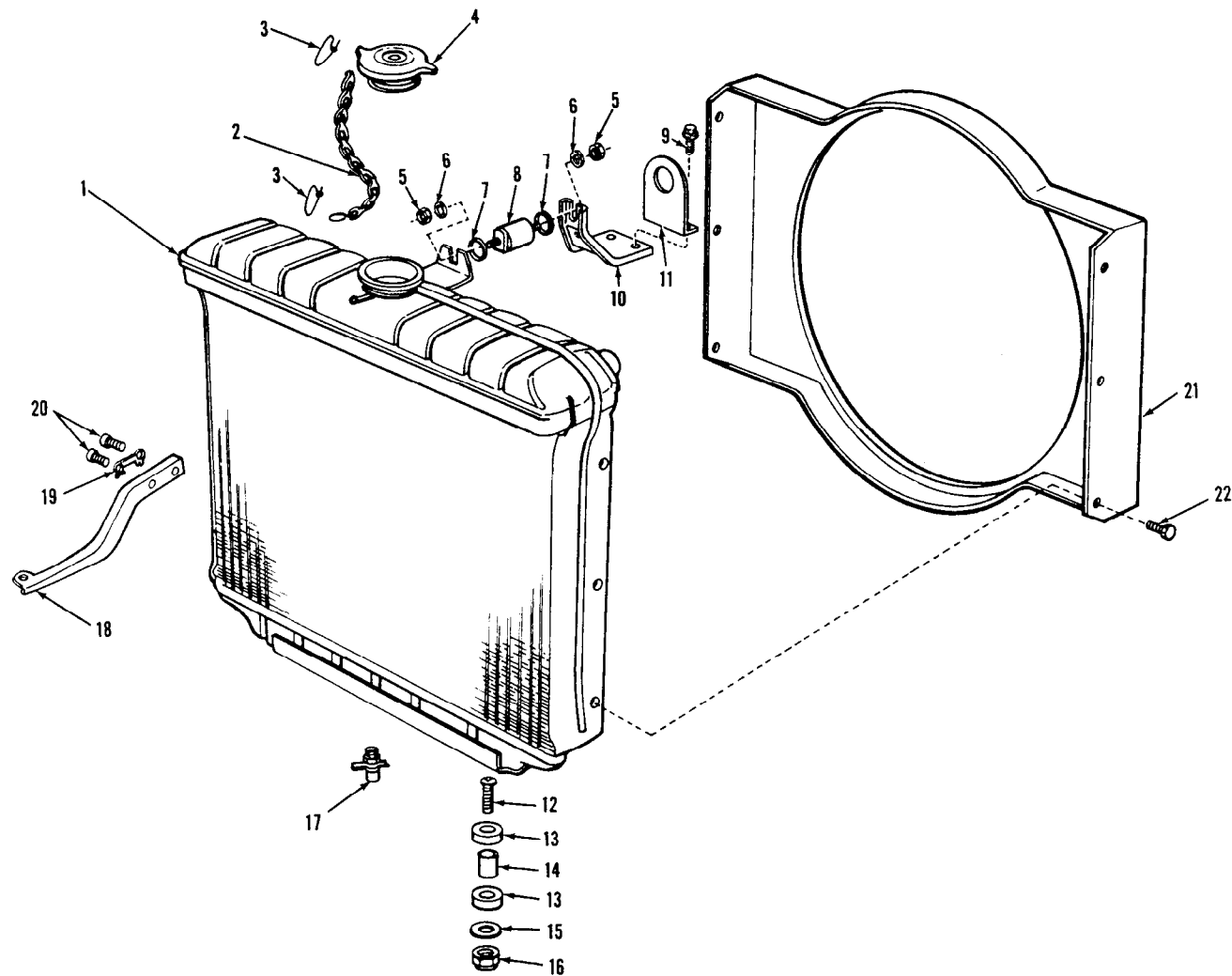
(1) SMR CODE	(2) FEDERAL STOCK NUMBER	(3) DESCRIPTION		(4) UNIT OF MEAS.	(5) QTY INC IN UNIT	(6) 15-DAY ORGANIZATIONAL MAINTENANCE ALW				(7) ILLUSTRATION	
						REFERENCE NUMBER & MFG. CODE	USABLE ON CODE	(a)	(b)	(c)	(d)
		1-5	6-20					21-50	51-100	FIGURE NO.	ITEM NO.
		GROUP 0401—CONTINUED									
		M718 AND M718A1 PIPE EXTENSION									
PO	5305-269-2802	SCREW, CAP, HEXAGON HEAD: carb-s, cd-pltd. 3/8-24 UNF-2A C	C	EA	2	*	*	*	*	33-18	7
		x 7/8 in. lg, tailpipe extension, MS90726-59 (96906)									
PO	2990-678-3239	GASKET: exhaust pipe, 7331368 (19207)	C	EA	2	*	*	*	*	33-18	8
PO	5310-959-1488	NUT SELF-LOCKING, HEXAGON: carb-s, cd-pltd,	C	EA	4	*	*	*	*	33-18	9
		3/8-24 UNF-2B, tailpipe extension (2), extension support (2),									
		MS51922-21 (96906)									
PO	5305-269-2805	SCREW, CAP, HEXAGON HEAD: carb-s, cd-pltd,	C	EA	2	*	*	*	*	33-18	10
		3/8-24 UNF-2A x 1 1/4 in. lg, extension support MS90726-62 (96906)									
PO	2990-945-9155	PIPE ASSEMBLY, EXHAUST EXTENSION: 1159880 (19207)	C	EA	1	*	*	*	*	33-18	11
X20		SUPPORT, TAILPIPE EXTENSION: 11639705 (19207)	C	EA	1	*	*	*	*	33-18	12



AT 40058

Figure 4-1. Muffler, exhaust pipes and related parts.

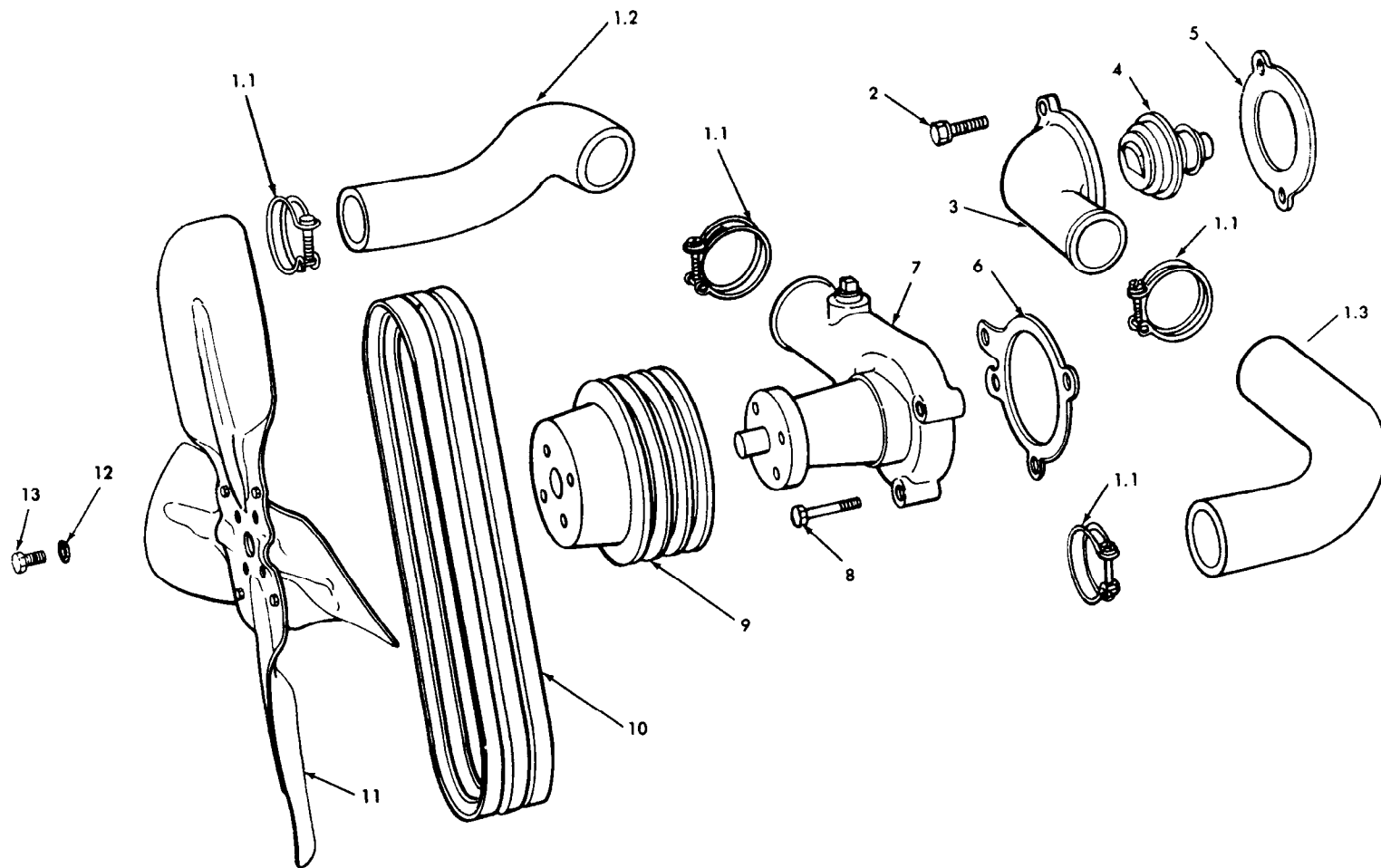
(1) SMR CODE	(2) FEDERAL STOCK NUMBER	(3) DESCRIPTION REFERENCE NUMBER & MFG. CODE USABLE ON CODE	(4) UNIT OF MEAS.	(5) QTY INC IN UNIT	(6) 15-DAY ORGANIZATIONAL MAINTENANCE ALW				(7) ILLUSTRATION	
					(a) 1-5	(b) 6-20	(c) 21-50	(d) 51-100	(a) FIGURE NO.	(b) ITEM NO.
		GROUP 0501 RADIATOR, SHROUD AND RELATED PARTS fig. 5-1								
POR	2930-064-5979	RADIATOR, ENGINE, COOLANT: 10921887 (19207)	EA	1	*	*	*	*	5-1	1
PO	4010-273-2983	CHAIN: radiator filler cap (6 in. lg) 42-C-16505 (21450)	EA	1	*	*	*	*	5-1	2
PO	5315-514-2660	CLIP: radiator filler cap MS29523-1 (96906)	EA	2	*	*	*	*	5-1	3
PO	2930-720-2677	CAP, FILLER: pressure type, radiator (with chain and clips) MS35840-1 (96906)	EA	1	*	*	*	*	5-1	4
PO	5310-880-7746	NUT, PLAIN, HEXAGON: carb-s, CD-PLTD, 5 / 16-24 UNF-2B upper radiator mounting MS51968-5 (96906)	EA	2	*	*	*	*	5-1	5
PO	5310-407-9566	WASHER, LOCK: split, carb-s, CD-PLTD, for 5 / 16 screw size, upper radiator mounting MS35338-45 (96906)	EA	2	*	*	*	*	5-1	6
PO	5310-595-6326	WASHER, FLAT: round, S, CD-PLTD, for 5 / 16 screw size, upper radiator mounting MS27183-13 (96906)	EA	2	*	*	*	*	5-1	7
PO	2510-832-5655	INSULATOR ASSEMBLY: radiator upper mount 11630418 (19207)	EA	1	*	*	*	*	5-1	8
PO	5306-019-1677	SCREW AND WASHER ASSEMBLY: radiator support and lifting brackets, 191677 (21450)	EA	2	*	*	*	*	5-1	9
X20	5306-012-0231	BRACKET: radiator support, 11660495 (19207)	EA	1	*	*	*	*	5-1	10
X20		BRACKET: engine lifting eye, front, 11660498 (19207)	EA	1	*	*	*	*	5-1	11
PO		BOLT, CARRIAGE: square neck, rd-hd, s, cd or zn-pltd, 5 / 16-18UNC-2A x 1 3/4 in. lg, lower radiator mounting, MS35751-44 (96906)	EA	2	*	*	*	*	5-1	12
PO	5340-812-2035	INSULATOR: radiator lower mount, 7331408 (19207)	EA	4	*	*	*	*	5-1	13
PO	2930-678-1397	SPACER: radiator lower mount, 8754579 (19207)	EA	4	*	*	*	*	5-1	14
PO	5310-682-5514	WASHER, FLAT: round, s, cd-pltd, for o / 4 screw size, lower radiator mount, 7331409 (19207)	EA	2	*	*	*	*	5-1	15
PO	5310-984-3806	NUT, SELF-LOCKING, HEXAGON: s, cd or zn-pltd, 5 / 16-18UNC-3B, lower radiator mount, MS51922-9 (96906)	EA	2	*	*	*	*	5-1	16
PO	4820-174-0340	COCK DRAIN: radiator, 585891 (21450)	EA	1	*	*	*	*	5-1	17
PO	2930-678-3234	SUPPORT: engine radiator mounting, right (see Fig. 6-for left support) 8754955 (19207)	EA	1	*	*	*	*	5-1	18
PO	5340-819-7036	LOCKING PLATE: nut and bolt, radiator support to engine mounting, 10885522 (19207)	EA	1	*	*	*	*	5-1	19
PO	5305-071-1766	SCREW, CAP, HEXAGON HEAD: carb-s, cd-pltd, 1/2-13UNC-2A X 7 / 8 in. lg, radiator support mounting, MS90725-108 (19207)	EA	2	*	*	*	*	5-1	20
		GROUP—0502 SHROUD								
PO	2930-150-7508	SHROUD: radiator, 7345187 (19207)	EA	1	*	*	*	*	5-1	21
PO	5306-042-5623	SCREW AND WASHER ASSEMBLY: fan shroud mounting 425623	EA	6	*	*	*	*	5-1	22



AT 39884

Figure 5-1. Radiator shroud and related parts.

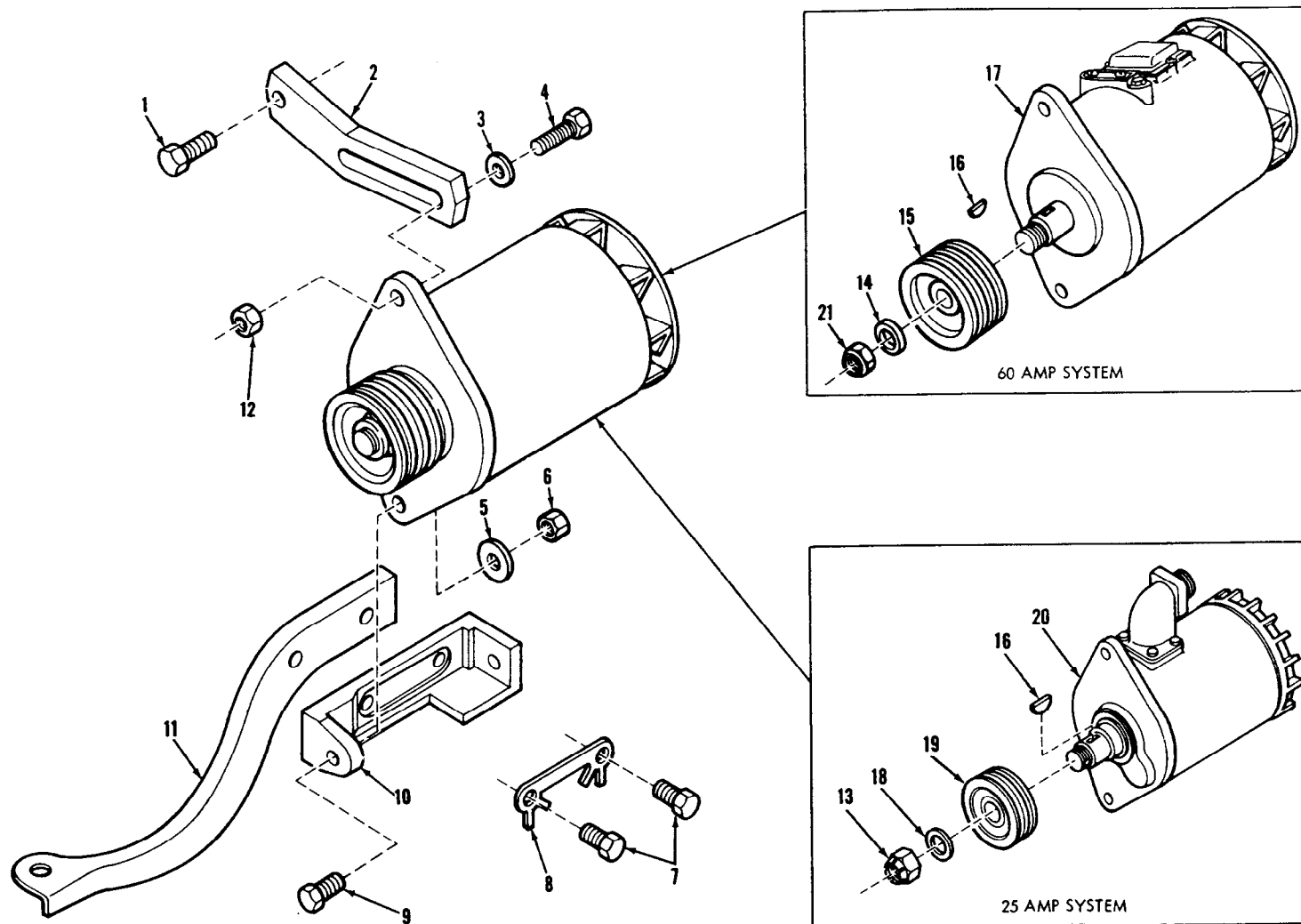
(1) SMR CODE	(2) FEDERAL STOCK NUMBER	(3) DESCRIPTION REFERENCE NUMBER & MFG. CODE USABLE ON CODE	(4) UNIT OF MEAS.	(5) QTY INC IN UNIT	(6) 15-DAY ORGANIZATIONAL MAINTENANCE ALW				(7) ILLUSTRATION	
					(a) 1-5	(b) 6-20	(c) 21-50	(d) 51-100	(a) FIGURE NO.	(b) ITEM NO.
		GROUP 0503—THERMOSTAT AND WATER MANIFOLD THERMOSTAT, WATER PUMP, HOSES, FAN AND RELATED PARTS (FIG. 5-2)								
PO	2930-886-8084	PARTS KIT, RADIATOR HOSE: 5702246 (19207) Composed of:	EA	1	*	*	*	*	5-2	
PO	4730-909-8627	4—CLAMP, HOSE: MS35842-13 (96906)	EA	4	*	*	*	*	5-2	1.1
PO	2930-678-4645	1—HOSE, PREFORMED: 8754580 (19207)	EA	1	*	*	*	*	5-2	1.2
PO	4720-678-1875	1—HOSE, PREFORMED: 8754815 (19207)	EA	1	*	*	*	*	5-2	1.3
PO	5306-042-4209	SCREW AND WASHER ASSEMBLY: to attach thermostat, 424209 (21450)	EA	2	*	*	*	*	5-2	2
PO	2930-678-3235	HOUSING, THERMOSTAT: 8754620 (19207)	EA	1	*	*	*	*	5-2	3
PO	6685-651-9523	THERMOSTAT ASSEMBLY: flow control, 180 deg, 7998568 (19207).	EA	1	*	*	*	*	5-2	4
PO	2930-678-3238	GASKET: thermostat housing, (** gasket sets 2805-678-3187 and 2805-678-3190) 8754621 (19207)	EA	1	*	*	*	*	5-2	5
		GROUP 0504—WATER PUMP								
PO	2930-678-1846	GASKET: water pump mounting, (** gasket set 2805-678-3187) 8754618 (19207).	EA	1	*	*	*	*	5-2	6
POR	2930-678-1849	PUMP ASSEMBLY, WATER: (see Fig. 5-3 for components 8754598 (19207).	EA	1	*	*	*	*	5-2	7
PO	5306-225-8503	SCREW, CAP, HEXAGON HEAD, carb-s, cd-pltd, 5 / 16-18UNC-2A X 1 3/4 in. lg, water pump mounting, MS90725-39 (96906).	EA	3	*	*	*	*	5-2	8
		GROUP 0505—FAN ASSEMBLY								
PO	2930-832-5660	PULLEY, 3 GROOVE: water pump, 60 amp alternator / generator, 11599021 (19207).	EA	1	*	*	*	*	5-2	9
PO	3020-491-9622	PULLEY, 2 GROOVE: water pump, 25 amp generator, A 8754597 (19207).	EA	1	*	*	*	*	5-2	9
PO	3030-832-5671	BELT, V, MATCHED SET: generator drive, 60 amp, 11599020-1 (19207).	SE	1	*	*	*	*	5-2	10
PO	3030-833-1297	BELT, V, MATCHED SET: generator drive, 25 amp, A MS51065-33-2 (96906).	SE	1	*	*	*	*	5-2	10
PO	2930-678-0770	FAN BLADE ASSEMBLY: 8342323 (19207).	EA	1	*	*	*	*	5-2	11
PO	5310-407-9566	WASHER, LOCK: split, carb-s, cd-pltd, for 5 / 16 screw size, fan blade attaching, MS 35338-45 (96906).	EA	4	*	*	*	*	5-2	12
PO	5306-225-9089	SCREW, CAP, HEXAGON HEAD: carb-s, cd-pltd, 5 / 16-24UNF- 2A X 1 in. lg, fan blade attaching, MS90726-34 (96906).	EA	4	*	*	*	*	5-2	13



AT 39885

Figure 5-2. Thermostat, water pump, hoses, fan and related parts.

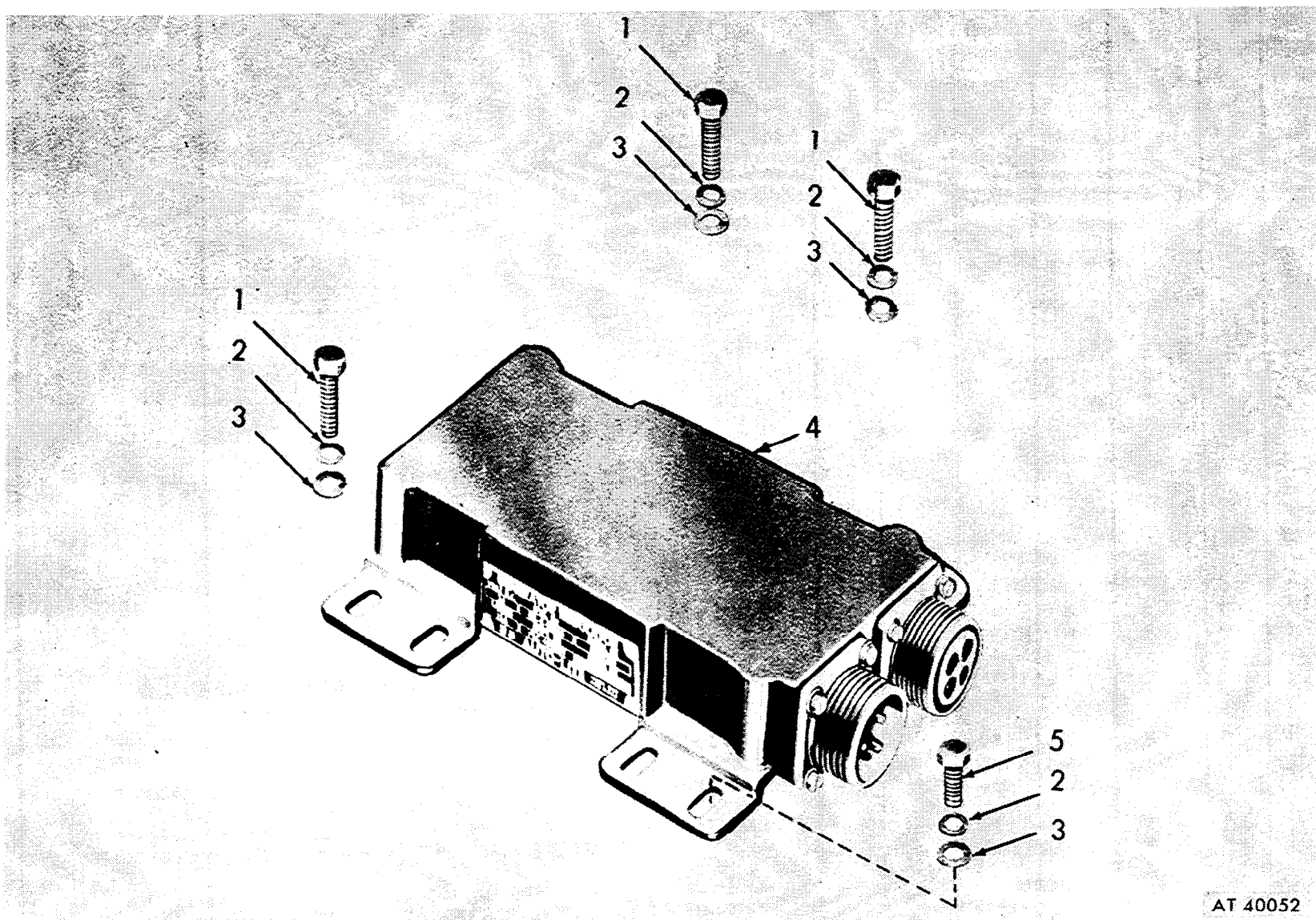
(1) SMR CODE	(2) FEDERAL STOCK NUMBER	(3) DESCRIPTION REFERENCE NUMBER & MFG. CODE USABLE ON CODE	(4) UNIT OF MEAS.	(5) QTY INC IN UNIT	(6) 15-DAY ORGANIZATIONAL MAINTENANCE ALW				(7) ILLUSTRATION	
					(a) 1-5	(b) 6-20	(c) 21-50	(d) 51-100	(a) FIGURE NO.	(b) ITEM NO.
		GROUP 0601—GENERATOR (ALTERNATOR) GENERATOR ASSEMBLIES AND RELATED PARTS FIG. 6-1								
PO	5306-988-2560	BOLT: adjusting arm to cylinder block, 10921893 (19207).	EA	1	*	*	*	*	6-1	1
PO	5340-480-1224	ARM: generator adjusting (60 amp), 10950831 (19207).	EA	1	*	*	*	*	6-1	2
PO	2920-136-8898	ARM: generator adjusting (25 amp), 10885102 (19207). A	EA	1	*	*	*	*	6-1	2
PO	5310-913-3365	WASHER, FLAT: generator adjusting arm, 10884982 (19207).	EA	1	*	*	*	*	6-1	3
PO	5305-725-2317	SCREW, CAP, HEXAGON HEAD: alloy-s, cd-pltd, 3/8-16UNC-2A X 1 1/2 in. lg. generator adjusting arm, MS90728-64 (96906).	EA	1	*	*	*	*	6-1	4
PO	5310-984-1259	WASHER, FLAT: generator mounting, 10885110 (19207).	EA	2	*	*	*	*	6-1	5
PO	5310-275-2089	NUT, SELF-LOCKING, HEXAGON: s, all metal or non-metallic insert, 7/16-20UNC-3B, generator mounting, MS20365-720 (96906).	EA	2	*	*	*	*	6-1	6
PO	5305-816-8915	SCREW, CAP, HEXAGON HEAD: s, cd or zn-pltd, 1/2-12UNC-3A X 1 3/8 in. lg. generator mounting bracket, 10885524 (19207).	EA	2	*	*	*	*	6-1	7
PO	5340-819-7036	LOCKING PLATE, NUT AND BOLT: generator mounting bracket, 10885522 (19207).	EA	1	*	*	*	*	6-1	8
PO	5305-709-8540	SCREW, CAP, HEXAGON HEAD: alloy-s, cd-pltd, 7/16-20UNF- 2A x 1 3/4 in. lg. generator mounting, MS90727-90 (96906).	EA	2	*	*	*	*	6-1	9
PO	2920-177-7804	BRACKET: generator mounting, 10885111 (19207).	EA	1	*	*	*	*	6-1	10
PO	2930-678-3234	SUPPORT: engine radiator mounting, left, 8754955 (19207).	EA	1	*	*	*	*	6-1	11
PO	5310-732-0558	NUT, PLAIN, HEXAGON: carb-s, cd-pltd, 3/8-16UNC-2B generator adjusting arm, MS51967-8 (96906).	EA	1	*	*	*	*	6-1	12
PO		NUT: generator pulley retaining, 11613407-1 (19207). A	EA	1	*	*	*	*	6-1	13
PO	5310-614-3505	WASHER, FLAT: s, corrosion resisting, for 5/8 screw size, generator pulley (60 amp) MS15795-820 (96906).	EA	1	*	*	*	*	6-1	14
PO	2920-832-5661	PULLEY, GROOVE: 60 amp generator (alternator), 11630402 (19207).	EA	1	*	*	*	*	6-1	15
PO	5315-616-5526	KEY, WOODRUFF: pulley, generator, MS35756-8 (96906).	EA	1	*	*	*	*	6-1	16
POR	2920-909-2483	GENERATOR (ALTERNATOR): engine, 60 amp, 10929868 (19207).	EA	1	*	*	*	*	6-1	17
PO	5310-809-5998	WASHER, FLAT: generator pulley (25 amp), MS27183-18 A	EA	1	*	*	*	*	6-1	18
PO	2920-678-1847	PULLEY, GROOVE: 25 amp generator, 7045799 (19207). A	EA	1	*	*	*	*	6-1	19
POR	2920-293-4380	GENERATOR: engine, Delco Remy, dc, 24 volt, 25 amp, (see Fig. 6-2 for components) (optional), 7355736 (19207).	EA	1	*	*	*	*	6-1	20
POR	2920-903-9534	GENERATOR: engine, Prestolite, dc, 28 volt, 25 amp. A	EA	1	*	*	*	*	6-1	20
PO		(see fig. 6-3 for components) (optional), 10950808 (19207). NUT: generator pulley retaining (60 amp) 11613407-2 (19207).	EA	1	*	*	*	*	6-1	21



AT 39886

Figure 6-1. Generator assemblies and related parts.

(1) SMR CODE	(2) FEDERAL STOCK NUMBER	(3) DESCRIPTION		(4) UNIT OF MEAS.	(5) QTY INC IN UNIT	(6) 15-DAY ORGANIZATIONAL MAINTENANCE ALW				(7) ILLUSTRATION	
		REFERENCE NUMBER & MFG. CODE	USABLE ON CODE			(a) 1-5	(b) 6-20	(c) 21-50	(d) 51-100	(a) FIGURE NO.	(b) ITEM NO.
		GROUP 0601—GENERATOR (ALTERNATOR)—CONTINUED									
		VOLTAGE REGULATOR AND RELATED PARTS (M151, M151A1, M151A1C, AND M718) Fig. 6-2									
PO	5306-225-8502	SCREW, CAP, HEXAGON HEAD: carb-s, cd-pltd, 5/16-18UNC-2A X 1½ in. lg, to attach voltage regulator, MS90725-38 (96906).	A	EA	3	*	*	*	*	6-2	1
PO	5310-407-9566	WASHER, LOCK: split, carb-s, cd-pltd, for 5/16 screw size, to attach voltage regulator, MS35338-45 (96906).	A	EA	4	*	*	*	*	6-2	2
PO	5310-081-4219	WASHER, FLAT: round, s, cd-pltd, for 5/16 screw size to attach voltage regulator, MS27183-12 (96906).	A	EA	4	*	*	*	*	6-2	3
POR	2920-800-7218	REGULATOR: generator, 28 volt dc, 25 amp, solid state, 11631857 (19207).	A	EA	1	*	*	*	*	6-2	4
PO	5306-225-8496	SCREW, CAP, HEXAGON HEAD: carb-s, cd-pltd, 5/16-18UNC- 2A X ¾ in. lg, to attach voltage regulator, MS90725-31 (96906).		EA	1	*	*	*	*	6-2	5



AT 40052

Figure 6-2. Voltage Regulator and Related Parts
(M151, M151A1, M151A1C, and M718).

(1) SMR CODE	(2) FEDERAL STOCK NUMBER	(3) DESCRIPTION REFERENCE NUMBER & MFG. CODE USABLE ON CODE	(4) UNIT OF MEAS.	(5) QTY INC IN UNIT	(6) 15-DAY ORGANIZATIONAL MAINTENANCE ALW				(7) ILLUSTRATION	
					(a) 1-5	(b) 6-20	(c) 21-50	(d) 51-100	(a) FIGURE NO.	(b) ITEM NO.
		GROUP 0603—STARTING MOTOR STARTER ASSEMBLY AND RELATED PARTS (fig. 6-3)								
PO	2920-678-1854	GASKET: starter mounting, 7331328 (19207).	EA	1	*	*	*	*	6-3	1
PO	5307-017-8453	STUD, PLAIN: s, cd or zn-pltd, $\frac{3}{8}$ -16NC(15 / 32) X $\frac{3}{8}$ -24UNF-2A ($\frac{5}{8}$), starter mounting, 178453 (21450).	EA	2	*	*	*	*	6-3	2
PO	5310-637-9541	WASHER, LOCK: split, carb-s, cd-pltd, for $\frac{3}{8}$ screw size, starter mounting, MS35338-46 (96906).	EA	2	*	*	*	*	6-3	3
PO	5310-732-0559	NUT, PLAIN, HEXAGON: carb-s, cd-pltd, $\frac{3}{8}$ -24UNF-2B starter mounting, MS51968-8 (96906).	EA	2	*	*	*	*	6-3	4
POR	2920-678-1850	STARTER, ENGINE, ELECTRICAL: (optional) 7017647 (19207).	EA	1	*	*	*	*	6-3	5
POR		STARTER, ENGINE, ELECTRICAL: (optional) 10900430 (19207).	EA	1	*	*	*	*	6-3	5
PO		SCREW: starter drive, 7059131 (19207).	EA	1	*	*	*	*	6-3	6
PO		DRIVE ASSEMBLY: engine electrical starter, 11640859 (19207).	EA	1	*	*	*	*	6-3	7

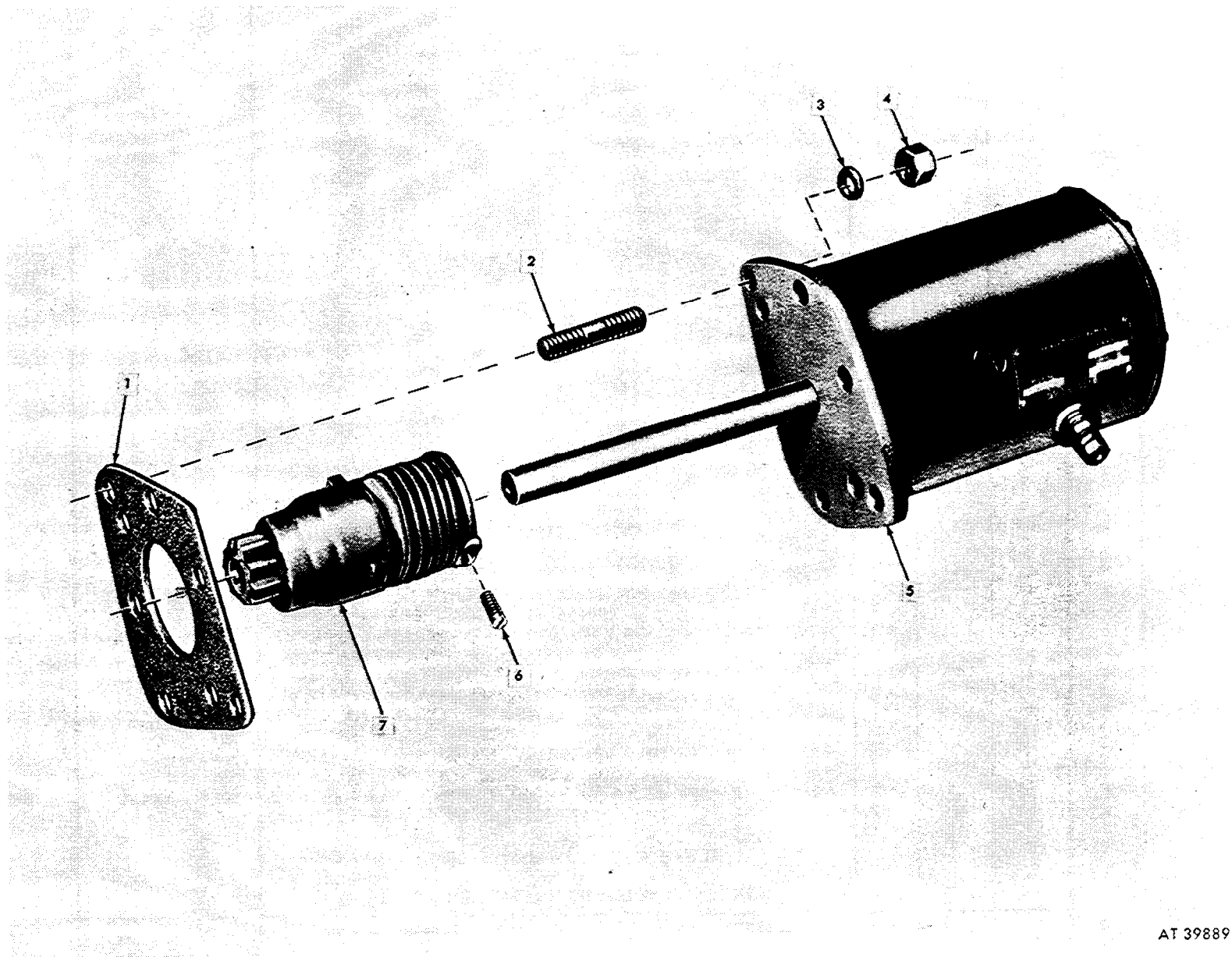
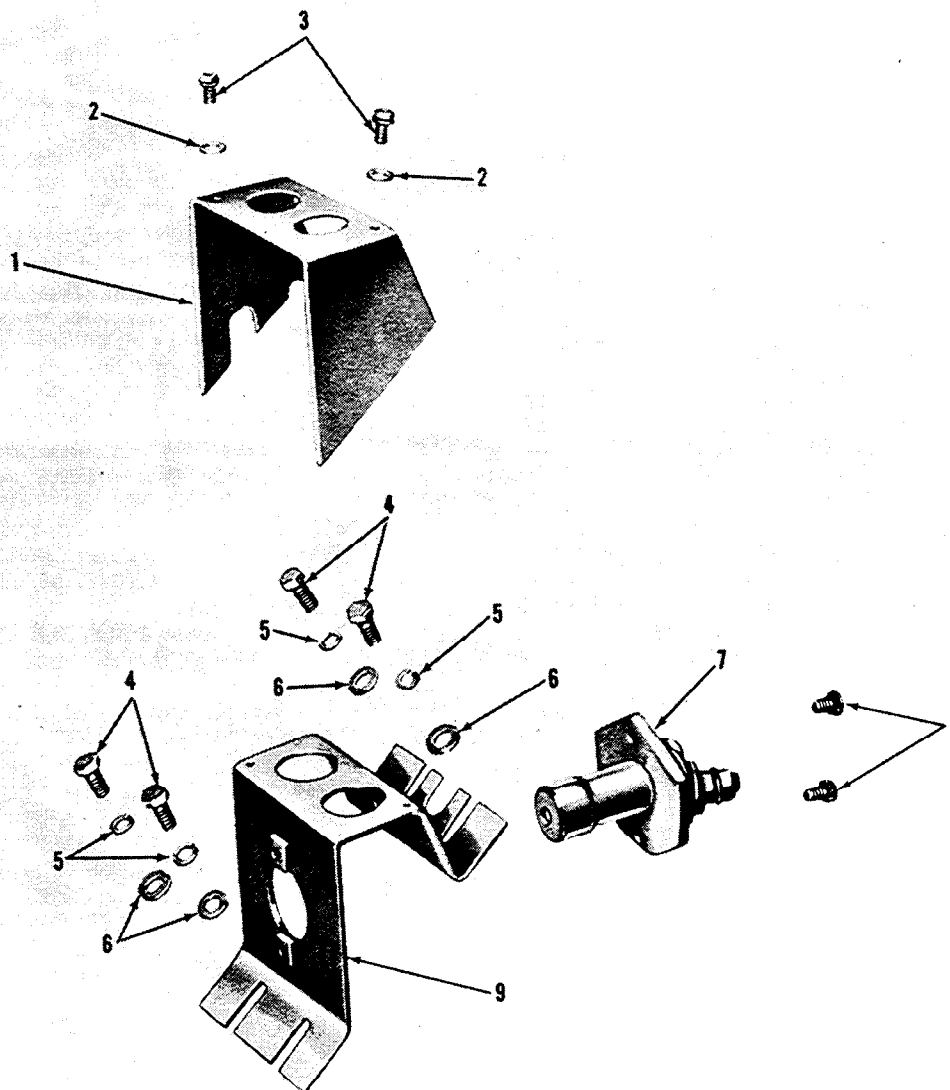


Figure 6-3. Starter assembly and related parts.

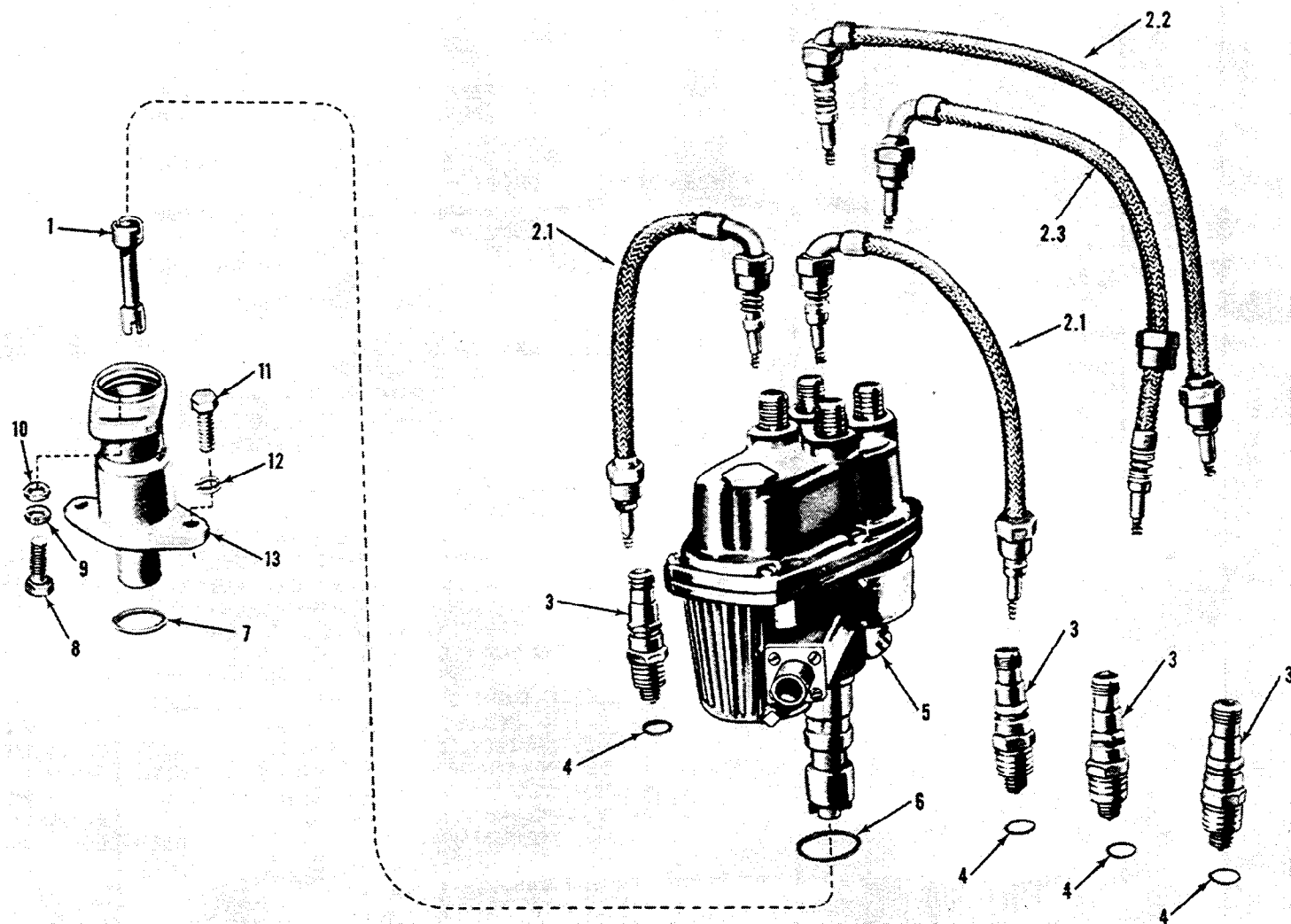
(1) SMR CODE	(2) FEDERAL STOCK NUMBER	(3) DESCRIPTION REFERENCE NUMBER & MFG. CODE USABLE ON CODE	(4) UNIT OF MEAS.	(5) QTY INC IN UNIT	(6) 15-DAY ORGANIZATIONAL MAINTENANCE ALW				(7) ILLUSTRATION	
					(a)	(b)	(c)	(d)	(a)	(b)
					1-5	6-20	21-50	51-100	FIGURE NO.	ITEM NO
		GROUP 0603—STARTING MOTOR—CONTINUED								
		STARTING SWITCH AND RELATED PARTS FIG. 6-4								
X20		COVER: starting switch, 8754126 (19207).	EA	1	*	*	*	*	6-4	1
PO	5310-809-8546	WASHER, FLAT: round s, cd-pltd, for no. 10 screw size, starting switch cover mounting, MS27183-8 (96906).	EA	2	*	*	*	*	6-4	2
PO	5306-042-5826	SCREW AND WASHER ASSEMBLY: starting switch cover mounting, 425826 (21450).	EA	2	*	*	*	*	6-4	3
PO	5305-068-0505	SCREW, CAP, HEXAGON HEAD: carb-s, cd-pltd, 1/4-28UNF-2A X 5/8 in. lg, starting switch bracket attaching, MS90726-5 (96906).	EA	4	*	*	*	*	6-4	4
PO	5310-582-5965	WASHER, LOCK: split, cab-s, cd-pltd, for 1/4 screw size, starting switch bracket attaching, MS35338-44 (96906).	EA	4	*	*	*	*	6-4	5
PO	5310-809-4058	WASHER, FLAT: round, s, cd-pltd, for 1/4 screw size, starting switch bracket attaching, MS27183-10 (96906).	EA	4	*	*	*	*	6-4	6
PO	5930-350-3871	SWITCH, PUSH: starting motor, MS27199-1 (96906).	EA	1	*	*	*	*	6-4	7
PO		SCREW AND WASHER ASSEMBLY: starting switch mounting, 423439 (21450).	EA	2	*	*	*	*	6-4	8
X20		BRACKET: starting switch 8754127 (19207).	EA	1	*	*	*	*	6-4	9



AT 36492

Figure 6-4. Starting switch and related parts.

(1) SMR CODE	(2) FEDERAL STOCK NUMBER	(3) DESCRIPTION REFERENCE NUMBER & MFG. CODE	(4) UNIT OF MEAS.	(5) QTY INC IN UNIT	(6) 15-DAY ORGANIZATIONAL MAINTENANCE ALW				(7) ILLUSTRATION	
					(a) 1-5	(b) 6-20	(c) 21-50	(d) 51-100	(a) FIGURE NO.	(b) ITEM NO.
		GROUP 0605—IGNITION COMPONENTS DISTRIBUTOR, SPARK PLUGS AND CABLES FIG. 6-5								
PO	2920-409-3994	SHAFT: intermediate distributor drive, 8754338 (19207).	EA	1	*	*	*	*	6-5	1
PO	2920-886-8081	REPAIR KIT, SPARK PLUG CABLE SET: 5702245 (19207). Composed of:	EA	#	*	*	*	*		
X1		2—LEAD AND CONSUIT ASSEMBLY: electrical, spark plug No. 3 and 4, 11660569-1 (19207)	EA	2					6-5	2.1
X1		1—LEAD AND CONSUIT ASSEMBLY: electrical, spark plug No. 1, 11660569-3 (19207)	EA	1					6-5	2.2
X1		1—LEAD AND CONSUIT ASSEMBLY: electrical, spark plug No. 2, 11660569-2 (19207)	EA	1					6-5	2.3
PO	2920-287-9135	SPARK PLUG: engine, (optional), MS35909-2 (96906).	EA	4	*	*	*	*	6-5	3
PO	2920-752-4258	SPARK PLUG: engine, 14 MM res. suppressed, 13 / 16 hex. 3/8 in reach, (optional), MS35909-1 (96906).	EA	4	*	*	*	*	6-5	3
PO	2920-721-5895	GASKET: spark plug, (* * gasket sets 2805-678-3187 and 2805-678- 3190. MS35910-2 (96906).	EA	4	*	*	*	*	6-5	4
POR	2920-078-2424	DISTRIBUTOR, IGNITION SYSTEM: (see fig. 6-6 for components) 11660529 (19207)	EA	1	*	*	*	*	6-5	5
PO	5330-579-7914	PACKING, PREFORMED: distributor to adapter, (* * gasket set 2805-678-3187), MS28775-217 (96906).	EA	1	*	*	*	*	6-5	6
PO	5330-579-7911	PACKING, PREFORMED: distributor adapter to cylinder block, (* * gasket set 2805-678-3187), MS28775-215 (96906).	EA	1	*	*	*	*	6-5	7
PO	5305-225-3839	SCREW, CAP, HEXAGON HEAD: carb-s, cd-pltd, 1/4-20UNC-2A X 1 in. lg, distributor mounting, MS90725-8 (96906).	EA	1	*	*	*	*	6-5	8
PO	5310-582-5965	WASHER, LOCK: split, carb-s, cd-pltd, for 1/4 screw size, distributor mounting, MS35338-44 (96906).	EA	1	*	*	*	*	6-5	9
PO	5310-809-4058	WASHER, FLAT: round, s, cd-pltd, for 1/4 screw size, distributor mounting, MS27183-10 (96906).	EA	1	*	*	*	*	6-5	10
PO	5305-269-3212	SCREW, CAP, HEXAGON HEAD: carb-s, cd-pltd, 3/8-16UNC-2A X 1 1/8 in. lg, adapter mounting, MS90725-61 (96906).	EA	2	*	*	*	*	6-5	11
PO	5310-637-9541	WASHER, LOCK: split, carb-s, cd-pltd, for 3/8 screw size, adapter mounting, MS35338-46 (96906).	EA	2	*	*	*	*	6-5	12
PO	2920-150-7320	ADAPTER: distributor mounting, 8754337 (19207).	EA	1	*	*	*	*	6-5	13

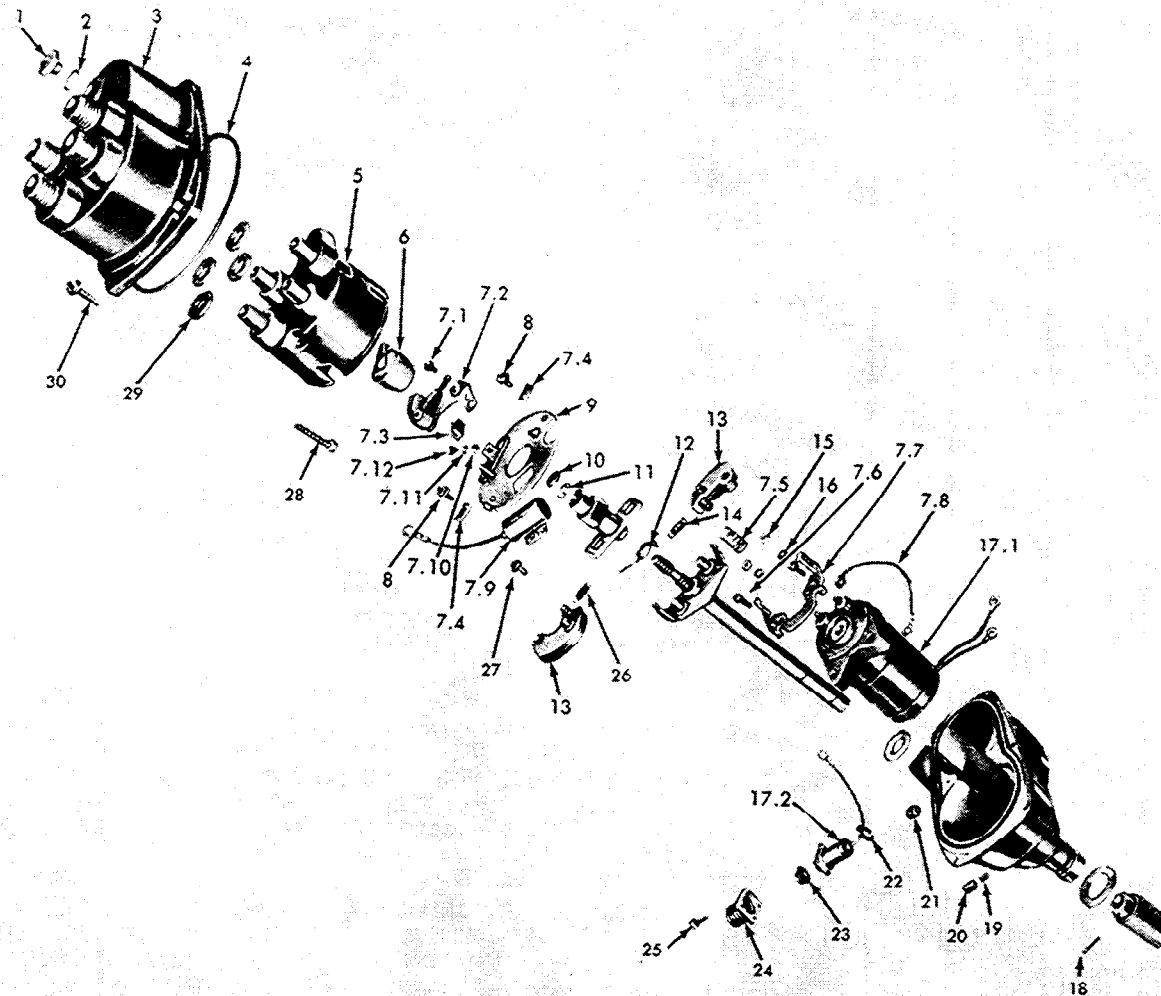


AT 39891

Figure 6-5. Distributor, spark plugs, and cables

(1) SMR CODE	(2) FEDERAL STOCK NUMBER	(3) DESCRIPTION	(4) UNIT OF MEAS.	(5) QTY INC IN UNIT	(6) 15-DAY ORGANIZATIONAL MAINTENANCE ALW				(7) ILLUSTRATION	
					(a)	(b)	(c)	(d)	(a)	(b)
					1-5	6-20	21-50	51-100	FIGURE NO.	ITEM NO.
		GROUP 0605—IGNITION COMPONENTS—CONTINUED								
		DISTRIBUTOR ASSEMBLY FIG. 6-6								
PO	4730-202-7638	PLUG: distributor cover, 7374888 (19207).	EA	1	*	*	*	*	6-6	1
PO	5330-248-3844	PACKING, PREFORMED: cover plug, MS29513-113 (96906).	EA	1	*	*	*	*	6-6	2
PO	2920-353-7216	COVER ASSEMBLY: distributor, 7375373 (19207).	EA	1	*	*	*	*	6-6	3
PO	5330-054-6880	PACKING, PREFORMED: distributor cover, 546880 (21450).	EA	1	*	*	*	*	6-6	4
PO	2920-353-7206	CAP ASSEMBLY: distributor, 7375377 (19207).	EA	1	*	*	*	*	6-6	5
PO	2920-640-7230	ROTOR: distributor, 7348578 (19207).	EA	1	*	*	*	*	6-6	6
PO	2920-152-2265	PARTS KIT, DISTRIBUTOR: 5704603 (19207).	EA	#	*	*	*	*		
		Composed of:								
PO	5305-696-5303	1—SCREW AND WASHER ASSY. 455210 (24617).	EA	1	*	*	*	*	6-6	7.1
X1		1—POINT SET: 11640924 (19207).							6-6	7.2
X1		1—CLIP: breaker arm spring, 5346775 (19207).							6-6	7.3
PO	2920-124-1326	2—HOLDER: base plate, 7374885 (19207).	EA	2	*	*	*	*	6-6	7.4
PO	2920-358-7826	1—SPRING: distributor cap contact, 7374893 (19207).	EA	1	*	*	*	*	6-6	7.5
X1		2—SCREW: lead clamp, 11663065 (19207).							6-6	7.6
X1		1—CLAMP: LEAD, 11660531 (19207).							6-6	7.7
X1		1—LEAD ASSEMBLY: 11660543 (19207).							6-6	7.8
PO	5910-667-5076	1—CAPACITOR: 7374881 (19207).	EA	1	*	*	*	*	6-6	7.9
PO	5310-983-8483	1—WASHER, FLAT: spring clip, MS27183-5 (96906).	EA	1	*	*	*	*	6-6	7.10
PO	5310-045-4007	1—WASHER, LOCK: spring clip, MS35338-41 (96906).	EA	1	*	*	*	*	6-6	7.11
X1		1—SCREW: spring bracket, 5346778 (19207).							6-6	7.12
PO	5305-353-7510	SCREW: base plate attaching, X-2878 (19728).	EA	2	*	*	*	*	6-6	8
PO	2920-353-7204	PLATE, IGNITION CONTACT BREAKER: distributor, 7374887 (19207).	EA	1	*	*	*	*	6-6	9
PO	5330-362-1413	WICK: felt, 5346784 (19207).	EA	1	*	*	*	*	6-6	10
PO	5340-200-7415	RING, SNAP: 5346767 (19207).	EA	1	*	*	*	*	6-6	11
PO	2920-664-4499	SPRING: weight stop, 5346787 (19207).	EA	1	*	*	*	*	6-6	12
PO	2920-324-3686	WEIGHT ASSEMBLY: distributor 5346782 (19207).	EA	2	*	*	*	*	6-6	13
PO	5360-168-7163	SPRING: weight, 7059536 (19207).	EA	1	*	*	*	*	6-6	14
PO	5310-934-9751	NUT, PLAIN, HEXAGON: carb-s, cd-pltd, No. 10-32UNF-2B, coil terminal, MS35650-302 (96906).	EA	2	*	*	*	*	6-6	15
PO	5310-045-3296	WASHER, LOCK: split, carb-s, cd-pltd, for No. 10 screw size, coil terminal, MS35338-43 (96906).	EA	2	*	*	*	*	6-6	16
PO	2920-152-2264	REPLACEMENT KIT, COIL IGNITION: 5704602 (19207).	EA	V	*	*	*	*		
		Composed of:								
X1		2—SCREW: lead clamp, 11663065 (19207).							6-6	7.6
X1		1—CLAMP: lead, 11660531 (19207).							6-6	7.7
X1		1—LEAD ASSEMBLY: 11660543 (19207).							6-6	7.8
X1		1—COIL ASSEMBLY: 11663066 (19207).							6-6	17.1
PO	5910-358-6918	1—CAPACITOR ASSEMBLY: 8328075 (19207).	EA	1	*	*	*	*	6-6	17.2
X1		1—WIRING INSTRUCTION: (not illustrated) 11660542 (19207).								
PO	5315-177-7565	PIN: coupling to shaft, XA-839 (19728)	EA	1	*	*	*	*	6-6	18

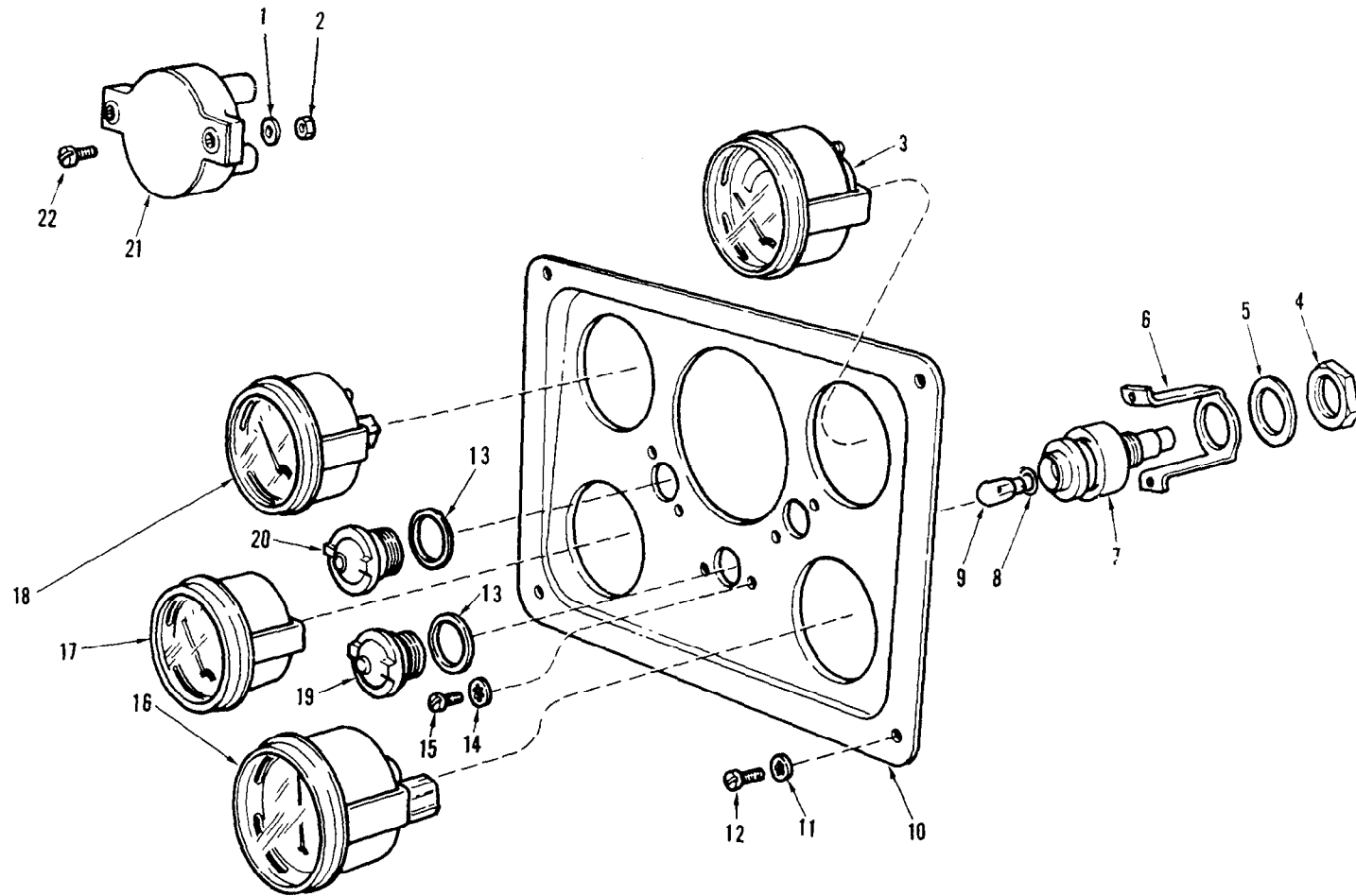
(1) SMR CODE	(2) FEDERAL STOCK NUMBER	(3) DESCRIPTION		(4) UNIT OF MEAS.	(5) QTY INC IN UNIT	(6) 15-DAY ORGANIZATIONAL MAINTENANCE ALW				(7) ILLUSTRATION	
		REFERENCE NUMBER & MFG. CODE	USABLE ON CODE			(a) 1-5	(b) 6-20	(c) 21-50	(d) 51-100	(a) FIGURE NO.	(b) ITEM NO.
		GROUP 0605—IGNITION COMPONENTS—CONTINUED DISTRIBUTOR ASSEMBLY FIG. 6-6—Continued									
PO	2920-150-7480	WICK: FELT, 8329787 (19207).		EA	1	*	*	*	*	6-6	19
PO	4730-011-8831	PLUG, PIPE: felt wick, 118831 (21450).		EA	1	*	*	*	*	6-6	20
PO	4730-353-7215	PLUG, DRAIN: 7347547 (19207).		EA	1	*	*	*	*	6-6	21
PO	5330-248-3846	PACKING, PREFORMED: receptacle mounting, MS29513-114 (96906).		EA	1	*	*	*	*	6-6	22
PO	5325-358-7900	GROMMET: receptacle, 8328076 (19207).		EA	2	*	*	*	*	6-6	23
PO	5935-306-2072	RECEPTACLE: distributor, 8329786 (19207).		EA	1	*	*	*	*	6-6	24
PO	5305-696-5305	SCREW AND WASHER ASSEMBLY: s, cd or zn-pltd, No. 6-32NC- 2A x 1 in. lg, receptacle mounting, 455215 (21450).		EA	4	*	*	*	*	6-6	25
PO	5360-168-7164	SPRING: weight, 7059537 (19207).		EA	1	*	*	*	*	6-6	26
PO	5305-696-5302	SCREW AND WASHER ASSEMBLY: condenser mounting, 455209 (21450).		EA	1	*	*	*	*	6-6	27
PO	5305-297-3278	SCREW AND WASHER ASSEMBLY: s, cd or zn-pltd, No. 8-32NC- 2A X 1 in. lg, distributor cap mounting, 455219 (21450).		EA	3	*	*	*	*	6-6	28
PO	5330-282-8866	WASHER, FLAT: distributor terminal seal, 7374894 (19207).		EA	4	*	*	*	*	6-6	29
PO	5305-297-3273	SCREW AND WASHER ASSEMBLY: distributor cover mounting, 594224 (21450).		EA	6	*	*	*	*	6-6	30



AT 40048

Figure 6-6. Distributor assembly.

(1) SMR CODE	(2) FEDERAL STOCK NUMBER	(3) DESCRIPTION REFERENCE NUMBER & MFG. CODE	(4) UNIT OF MEAS.	(5) QTY INC IN UNIT	(6) 15-DAY ORGANIZATIONAL MAINTENANCE ALW				(7) ILLUSTRATION	
					(a) 1-5	(b) 6-20	(c) 21-50	(d) 51-100	(a) FIGURE NO.	(b) ITEM NO.
					GROUP 0607—INSTRUMENT PANEL INSTRUMENT PANEL AND RELATED PARTS FIG. 6-7					
PO	5310-045-3299	WASHER, LOCK: split, carb-s cd-pltd, for No. 8 screw size, circuit breaker attaching, (6) for M151, M151A1, M151A1C, and M718; (4) for M151A2, M718A1 and M825; MS35338-42 (96906).	EA	10	*	*	*	*	6-7	1
PO	5310-012-0622	NUT, PLAIN, HEXAGON: carb-s, cd or zn-pltd, No. 8-32NC-2B, circuit breaker attaching, (6) for M151, M151A1, M151A1C, and M718; (4) for M151A2, M718A1 and M825; MS35649-82 (96906).	EA	10	*	*	*	*	6-7	2
PO	6625-321-6365	METER, ARBITRARY SCALE: generator battery indicating, MS24532-2 (96906).	EA	1	*	*	*	*	6-7	3
PO	5975-588-0387	NUT: indicator light, 7358624 (19207)	EA	3	*	*	*	*	6-7	4
PO	5310-168-2935	WASHER: indicator light, 7358625 (19207).	EA	3	*	*	*	*	6-7	5
PO	2540-119-3900	BRACKET: indicator light mounting, 7358623 (19207).	EA	3	*	*	*	*	6-7	6
X20		BODY: indicator light, 2358620 (19207).	EA	3	*	*	*	*	6-7	7
PO	5330-143-7002	GASKET, RUBBER: indicator light, 11605388 (19207).	EA	3	*	*	*	*	6-7	8
PO	6240-266-9940	LAMP, INCANDESCENT: headlight high beam indicator (1); instrument panel lights (2); MS25231-1829 (96906).	EA	3	*	*	*	*	6-7	9
PO	2540-150-7503	PLATE: instrument panel, 8754669-1 (19207).	EA	1	*	*	*	*	6-7	10
PO	5310-550-1130	WASHER, LOCK: flat, internal tooth, carb-s, cd-pltd, for ¼ screw size, instrument panel mounting, MS35333-40 (96906).	EA	4	*	*	*	*	6-7	11
PO	5305-988-1723	SCREW, MACHINE: pan-head, cross-recessed, carb-s, cd-pltd ¼-24UNC-2A X ½ in. lg, instrument panel mounting, MS35206-279 (96906).	EA	4	*	*	*	*	6-7	12
PO	5330-297-6329	PACKING, PREFORMED: high beam indicator lens (1); instrument panel light lens (2), 7358626 (19207).	EA	3	*	*	*	*	6-7	13
PO	5310-559-0070	WASHER, LOCK: flat, internal tooth, carb-s, cd-pltd, for No. 8 screw size, high beam indicator (2) instrument Panel lights (4); MS35333-38 (96906).	EA	2	*	*	*	*	6-7	14
PO	5305-984-6189	SCREW, MACHINE: pan-hd, cross-recessed, carb-s, cd-pltd, No. 8-32UNC-2A X ¼ in. lg, high beam indicator light (2); instrument panel lights (4); MS35206-241 (96906).	EA	6	*	*	*	*	6-7	15
PO	6685-752-7765	INDICATOR, TEMPERATURE, ELECTRICAL RESISTANCE: MS24543-2 (96906).	EA	1	*	*	*	*	6-7	16
PO	6620-938-8212	INDICATOR, PRESSURE: oil, MS24541-2 (96906).	EA	1	*	*	*	*	6-7	17
PO	6620-933-3600	INDICATOR, LIQUID QUANTITY: fuel, MS24544-2 (96906)	EA	1	*	*	*	*	6-7	18
PO	6220-299-5564	LENS: indicator light, 7358622 (19207).	EA	1	*	*	*	*	6-7	19
PO	6220-337-7345	LENS: instrument panel lights, 7358621 (19207).	EA	2	*	*	*	*	6-7	20
PO	5925-026-4767	CIRCUIT BREAKER: 28 volt dc, Type I, Grade A, Class I, 15 amp, (3) for M151, M151A1, M151A1C, and M718; (2) for M151A2, M718A1, and M825; M13516 / I-1 (81349).	EA	5	*	*	*	*	6-7	21
PO	5305-984-6195	SCREW, MACHINE: pan-hd, cross-recessed, carb-s, cd-pltd, No. 8-32UNC-2A X ¾ in. lg, circuit breaker attaching, (6) for M151, M151A1, M151A1C and M718; (4) for M151A2, M718A1, and M825; MS35206-247 (96906).	EA	10	*	*	*	*	6-7	22



AT 39893

Figure 6-7. Instrument panel and related parts.

(1) SMR CODE	(2) FEDERAL STOCK NUMBER	(3) DESCRIPTION REFERENCE NUMBER & MFG. CODE USABLE ON CODE	(4) UNIT OF MEAS.	(5) QTY INC IN UNIT	(6) 15-DAY ORGANIZATIONAL MAINTENANCE ALW				(7) ILLUSTRATION	
					(a) 1-5	(b) 6-20	(c) 21-50	(d) 51-100	(a) FIGURE NO.	(b) ITEM NO.
		GROUP 0607—INTRUMENT PANEL—CONTINUED								
		LIGHT SWITCH ASSEMBLY FIG. 6-8								
PO	5930-307-8856	SWITCH ASSEMBLY, LIGHT: MS51113-1 (96906).	EA	1	*	*	*	*	6-8	1
PO	5310-576-5752	WASHER, LOCK: flat, internal tooth, carb-s, cd-pltd, for No. 10 screw size, switch assembly, MS35333-39 (96906).	EA	4	*	*	*	*	6-8	2
PO	5305-989-7435	SCREW, MACHINE: pan-hd, cross-recessed, carb-s, cd-pltd, No. 10-32UNF-2A X 5/8 in. lg. to attach light switch assembly, MS35207-264 (96906).	EA	4	*	*	*	*	6-8	3

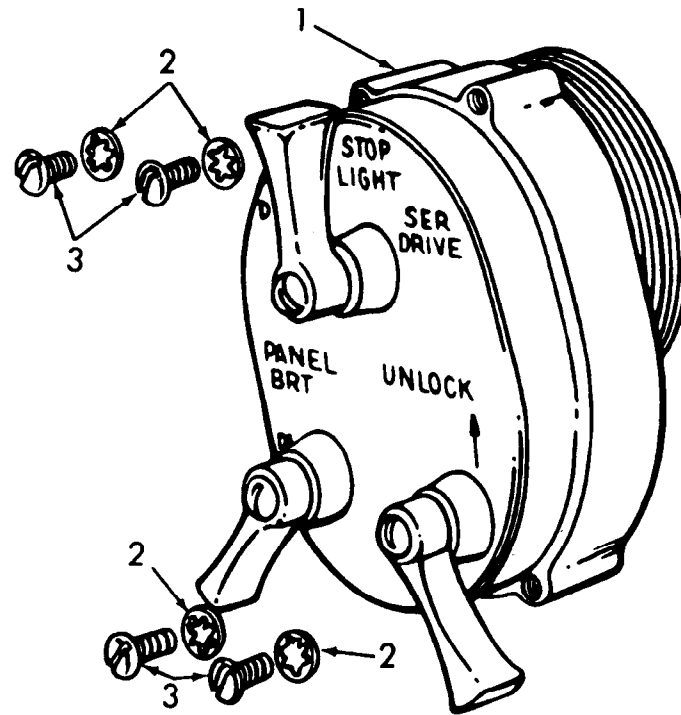
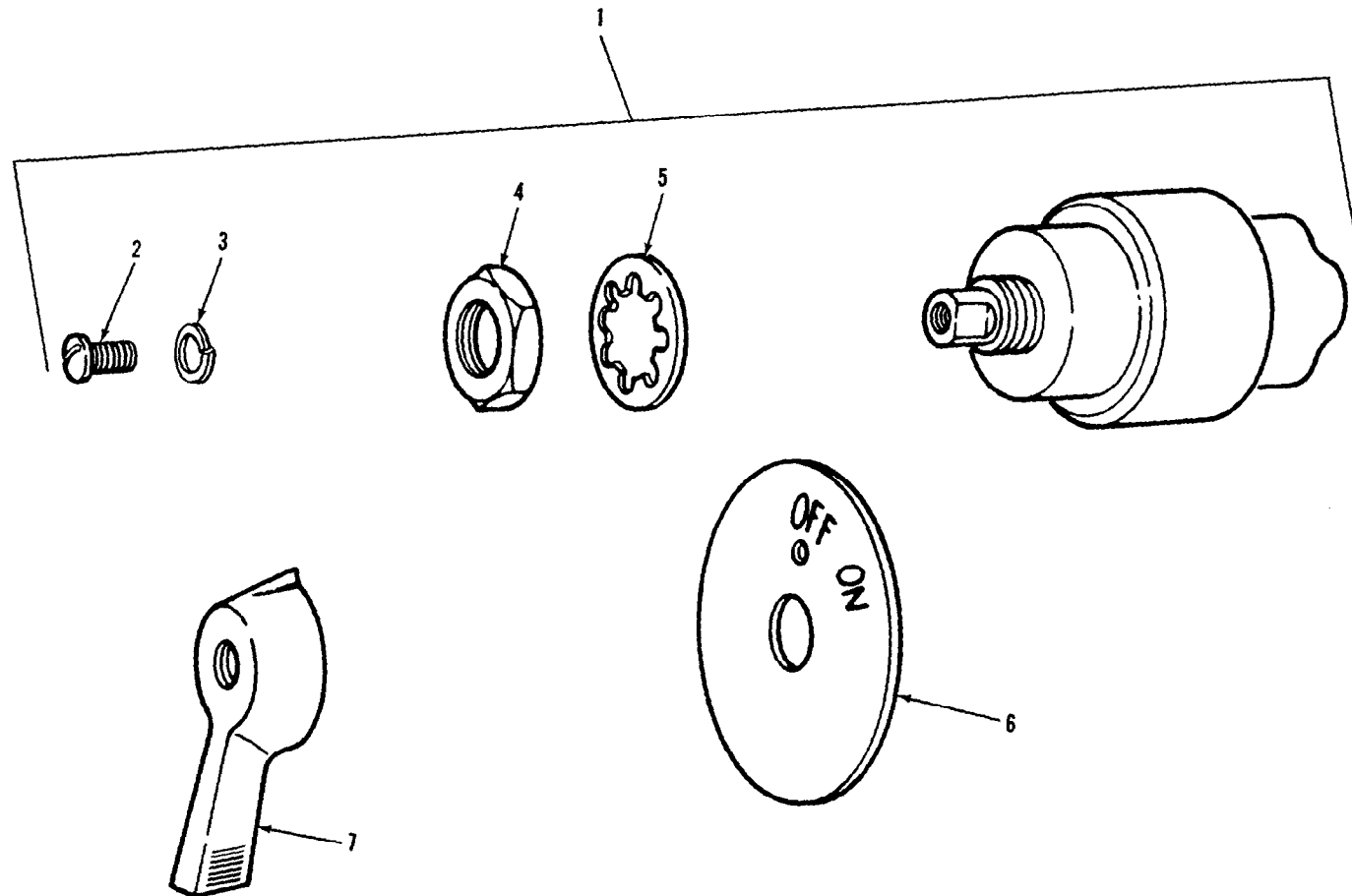


Figure 6-8. Light switch assembly.

AT 40057

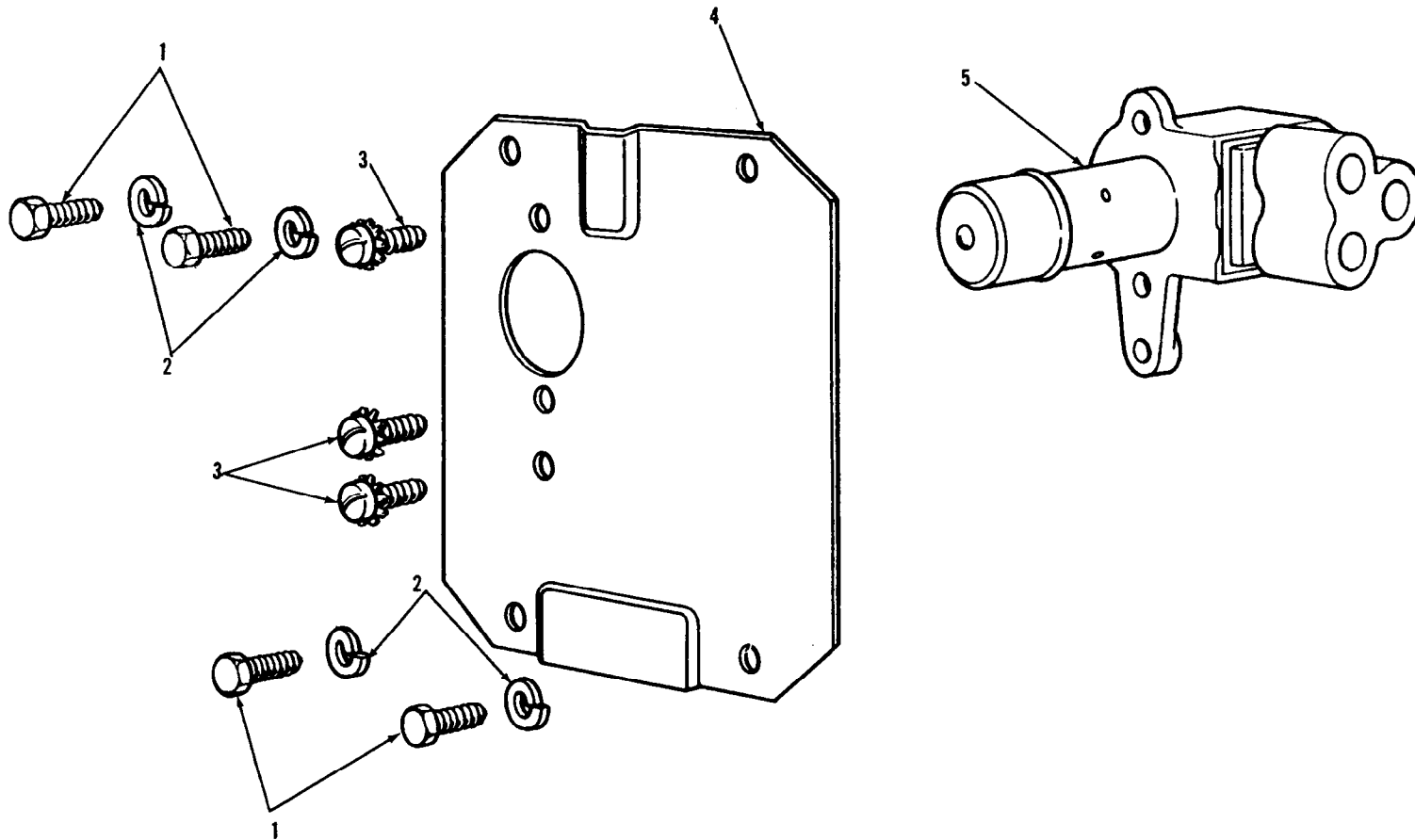
(1) SMR CODE	(2) FEDERAL STOCK NUMBER	(3) DESCRIPTION REFERENCE NUMBER & MFG. CODE USABLE ON CODE	(4) UNIT OF MEAS.	(5) QTY INC IN UNIT	(6) 15-DAY ORGANIZATIONAL MAINTENANCE ALW				(7) ILLUSTRATION	
					(a) 1-5	(b) 6-20	(c) 21-50	(d) 51-100	(a) FIGURE NO.	(b) ITEM NO
		GROUP 0607—INSTRUMENT PANEL—CONTINUED IGNITION SWITCH FIG. 6-9								
PO	5930-699-9438	SWITCH, ROTARY: 28 volt dc, waterproof, 2 positions, 10 amp ignition, MS39060-2 (96906).	EA	1	*	*	*	*	6-9	1
PO	5305-058-7639	SCREW, MACHINE: drilled fillister head, slotted, carb-s, cd-pltd, No. 8-32NC-2A x 3/8 in. lg, ignition switch lever, MS35267-43 (96906).	EA	1	*	*	*	*	6-9	2
PO	5310-045-3299	WASHER, LOCK: split, carb-s, cd-pltd, for No. 8 screw size, ignition switch lever, MS35338-42 (19207).	EA	1	*	*	*	*	6-9	3
PO	5975-832-6852	NUT: ignition switch attaching, 5381233 (19207).	EA	1	*	*	*	*	6-9	4
PO	5310-194-1483	WASHER, LOCK: flat, internal tooth, for 1/2 screw size, ignition switch attaching, MS35333-44 (96906).	EA	1	*	*	*	*	6-9	5
PO	5930-179-4524	PLATE: ignition switch, 8754667 (19207).	EA	1	*	*	*	*	6-9	6
PO	6220-538-1088	LEVER: ignition switch, 5381088 (19207).	EA	1	*	*	*	*	6-9	7



AT 8790

Figure 6-9. Ignition switch.

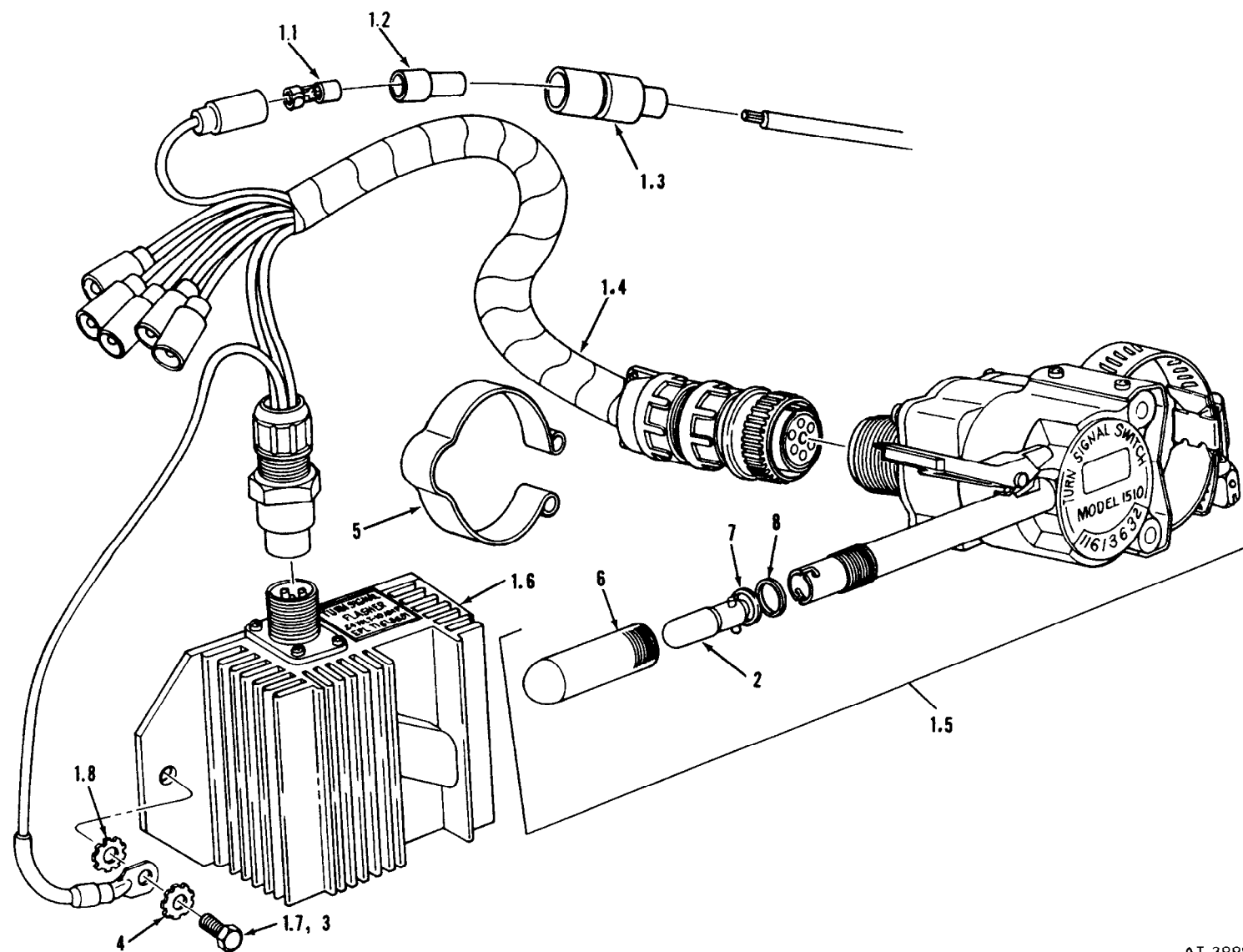
(1) SMR CODE	(2) FEDERAL STOCK NUMBER	(3) DESCRIPTION REFERENCE NUMBER & MFG. CODE USABLE ON CODE	(4) UNIT OF MEAS.	(5) QTY INC IN UNIT	(6) 15-DAY ORGANIZATIONAL MAINTENANCE ALW				(7) ILLUSTRATION	
					(a)	(b)	(c)	(d)	(a)	(b)
					1-5	6-20	21-50	51-100	FIGURE NO.	ITEM NO.
		GROUP 0607—INSTRUMENT PANEL—CONTINUED HEADLIGHT BEAM SELECTING SWITCH FIG. 6-10								
PO	5305-068-0505	SCREW, CAP, HEXAGON HEAD: carb-s, cd-pltd, 1/4-28UNF-2A X 5/8 in. lg, to attach dimmer switch cover, MS90726-5 (96906).	EA	4	*	*	*	*	6-10	1
PO	5310-582-5965	WASHER, LOCK: split, carb-s, cd-pltd, for 1/4 screw size, to attach dimmer switch cover, MS35338-44 (96906).	EA	4	*	*	*	*	6-10	2
PO	5305-285-5275	SCREW AND WASHER ASSEMBLY: headlight dimmer switch attaching, 453019 (21450).	EA	3	*	*	*	*	6-10	3
X2O		COVER: headlight dimmer switch 7345210 (19207).	EA	1	*	*	*	*	6-10	4
PO	5930-692-9279	SWITCH, PUSH, FOOT DIMMER: headlight beam selecting, MS 53000-1, (96906).	EA	1	*	*	*	*	6-10	5



AT 36512

Figure 6-10. Headlight beam selecting switch.

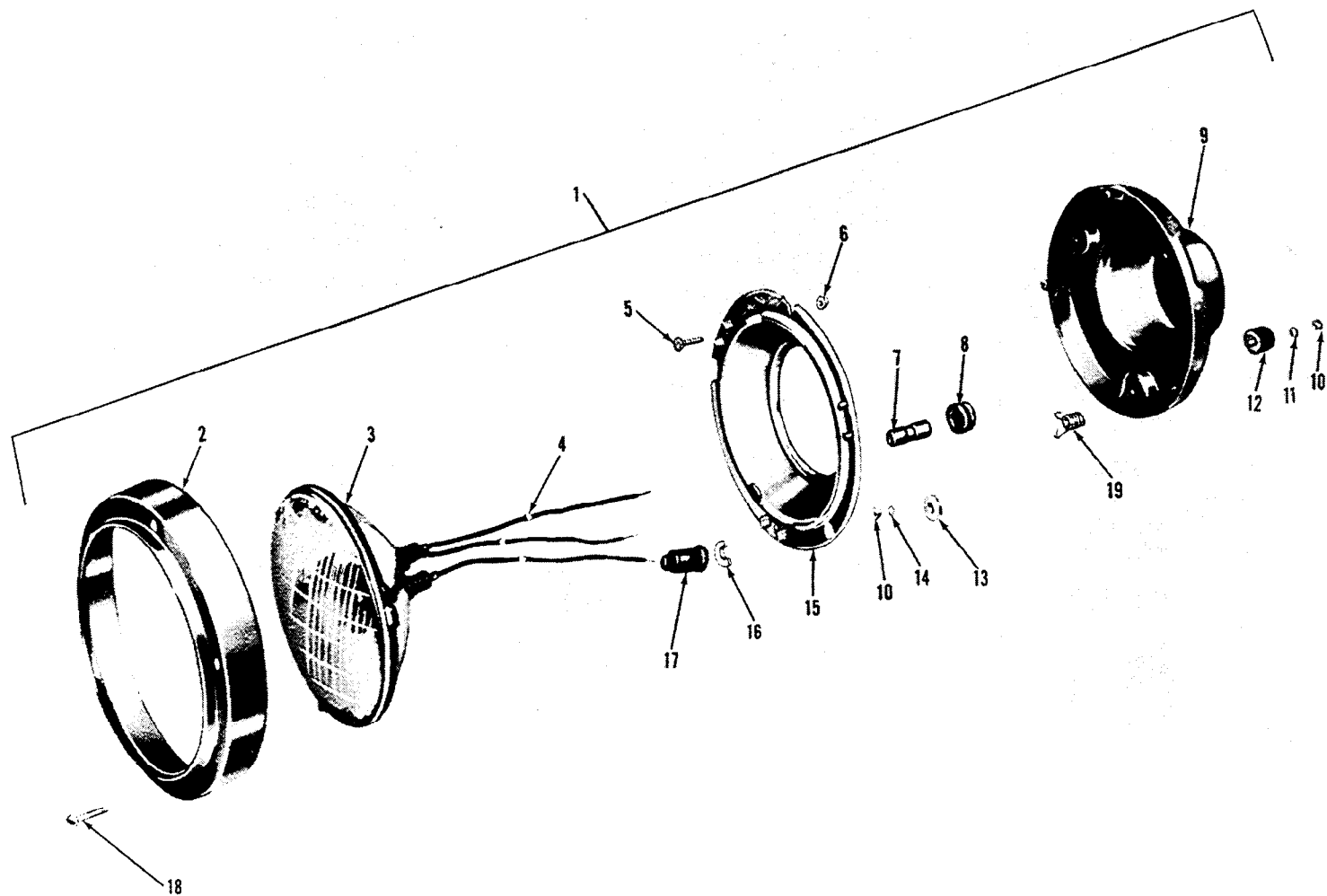
(1) SMR CODE	(2) FEDERAL STOCK NUMBER	(3) DESCRIPTION		(4) UNIT OF MEAS.	(5) QTY INC IN UNIT	(6) 15-DAY ORGANIZATIONAL MAINTENANCE ALW				(7) ILLUSTRATION	
		REFERENCE NUMBER & MFG. CODE	USABLE ON CODE			(a) 1-5	(b) 6-20	(c) 21-50	(d) 51-100	(a) FIGURE NO.	(b) ITEM NO.
		GROUP 0608—MISCELLANEOUS ITEMS									
		DIRECTIONAL CONTROL AND FLASHER FIG. 6-11									
PO	2590-050-8821	KIT, SOLID STATE TURN SIGNAL: with hazard warning; 5703317 (19207)		A	EA	#	*	*	*	*	
		composed of:									
		6—TERMINAL: 8338564 (19207).		A	EA	6	*	*	*	*	6-11 1.1
PO	5935-399-6676	6—SLEEVE: 8338562 (19207).		A	EA	6	*	*	*	*	6-11 1.2
PO	5920-833-8562	6—SHELL: 8338561 (19207).		A	EA	6	*	*	*	*	6-11 1.3
PO	5935-833-8561	1—CABLE ASSEMBLY: 11630528 (19207).		A	EA	1	*	*	*	*	6-11 1.4
X1		1—CONTROL ASSEMBLY: directional signal, (with hazard warning), 11613632-1 (19207).		A	EA	1	*	*	*	*	6-11 1.5
PO	2590-808-6072	1—FLASHER, SOLID STATE: directional control signal, 11613631 (19207).		A	EA	1	*	*	*	*	6-11 1.6
PO	5945-789-3706	2—SCREW AND WASHER ASSEMBLY: 423545 (21450).		A	EA	2	*	*	*	*	6-11 1.7
PO	5306-042-3545	1—WASHER: MS45904-60 (96906).		A	EA	1	*	*	*	*	6-11 1.8
PO	5310-080-9786	1—INSTRUCTION SHEET: (not illustrated) 11630476 (19207).									
X1		LAMP, INCANDESCENT: directional control handle, MS25231-1873 (96906).									
PO	6240-419-3185	SCREW, CAP, HEXAGON HEAD: carb-s, cd-pltd, 1/4-20UNC-2A X 9 / 16 in. lg, to attach flasher, MS90725-4 (96906).		B	EA	2	*	*	*	*	6-11 2
PO	5305-225-3838	WASHER, LOCK: flat, external tooth, carb-s, cd-pltd, for 1/4 screw size, to attach flasher, MS35335-33 (96906).		B	EA	2	*	*	*	*	6-11 3
PO	5310-209-0786	CLIP: turn signal cable retaining, (2) for M151, M151A1, M151A1C and M718 (1) for M151A2, M718A1 and M825; 10882088 (19207).									
PO	5340-168-7179	LENS ASSEMBLY: directional control signal, A200085-00 (28501).									
PO	6220-181-2388	composed of:									
X1		1—CAP: 11662918 (19207).			EA	1					6-11 6
X1		1—WASHER: 11662919 (19207).			EA	1					6-11 7
X1		1—PACKING, PREFORMED: 11662946 (19207).			EA	1					6-11 8



AT 39987

Figure 6-11. Directional control and flasher.

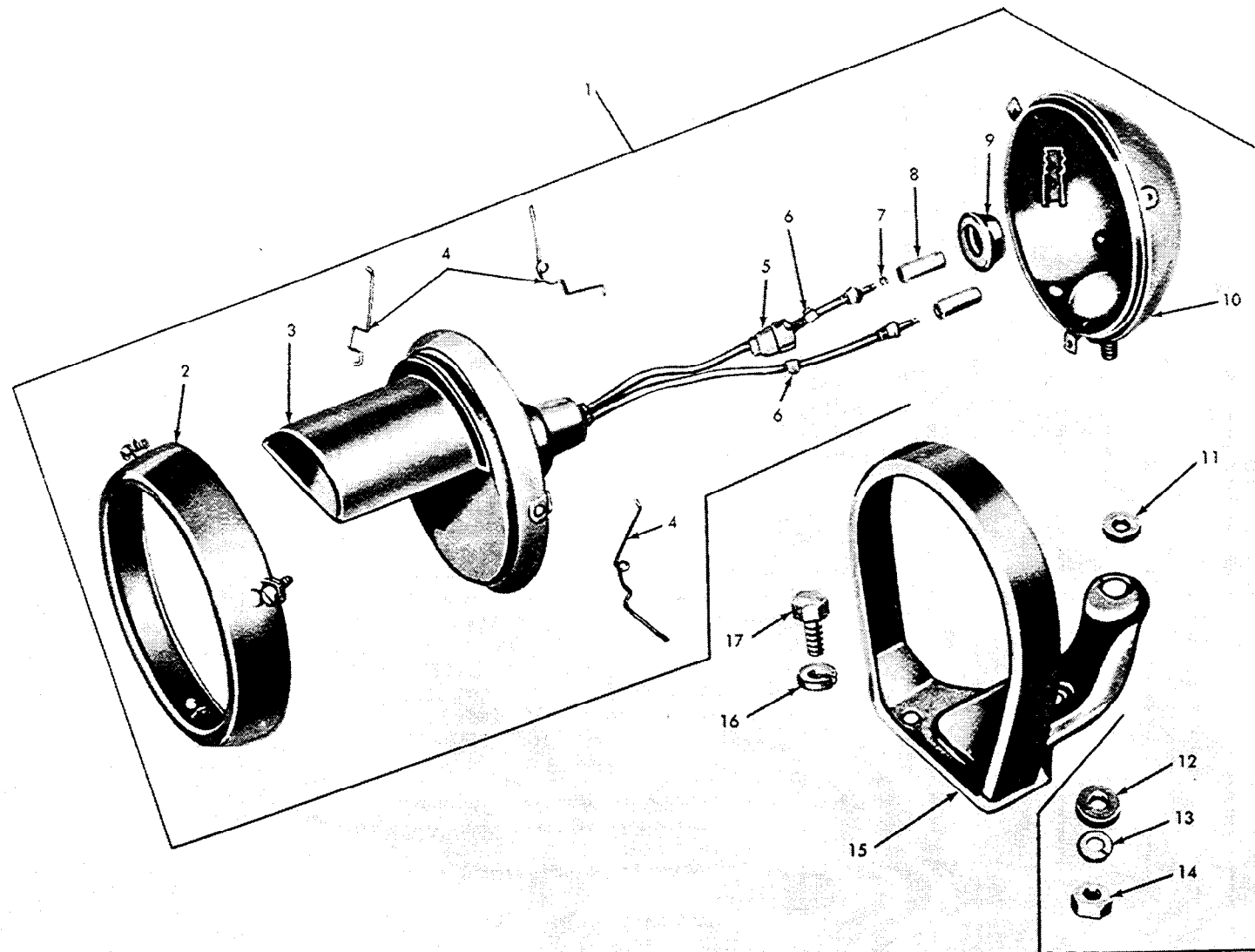
(1) SMR CODE	(2) FEDERAL STOCK NUMBER	(3) DESCRIPTION		(4) UNIT OF MEAS.	(5) QTY INC IN UNIT	(6) 15-DAY ORGANIZATIONAL MAINTENANCE ALW				(7) ILLUSTRATION	
		REFERENCE NUMBER & MFG. CODE	USABLE ON CODE			(a) 1-5	(b) 6-20	(c) 21-50	(d) 51-100	(a) FIGURE NO.	(b) ITEM NO.
		GROUP 0609—LIGHTS HEADLIGHT ASSEMBLY FIG. 6-12									
PO	6220-678-9045	HEADLIGHT ASSEMBLY: 8741462 (19207).		EA	2	*	*	*	*	6-12	1
PO	2540-832-5650	RING, RETAINING: headlight, lamp 8741446 (19207).		EA	2	*	*	*	*	6-12	2
PO	6220-966-3831	LAMP, INCANDESCENT: headlight, sealed beam, 8741491 (19207).		EA	2	*	*	*	*	6-12	3
PO	9905-752-4649	BAND, MARKER: MS39020-1 (96906).		EA	6	*	*	*	*	6-12	4
PO	5305-353-0969	SCREW: 7538146 (19207).		EA	4	*	*	*	*	6-12	5
PO	5310-241-6921	NUT: 8741435 (19207).		EA	4	*	*	*	*	6-12	6
PO	5935-807-4109	CONNECTOR: 8741492 (19207).		EA	6	*	*	*	*	6-12	7
PO	5325-682-1741	GROMMET: 8741442 (19207).		EA	6	*	*	*	*	6-12	8
PO	6220-443-0589	HOUSING: 8741461 (19207).		EA	2	*	*	*	*	6-12	9
PO	5310-768-0319	NUT, PLAIN, HEXAGON: carb-s, cd-pltd, 1/4-28UNF-2B, headlight assembly attaching, MS51968-2 (96906).		EA	12	*	*	*	*	6-12	10
PO	5310-821-6269	WASHER, LOCK: flat, internal tooth, for 1/4 screw size, headlight assembly attaching, MS35334-19 (96906).		EA	6	*	*	*	*	6-12	11
PO	5340-182-3726	MOUNT: 8741441 (19207).		EA	6	*	*	*	*	6-12	12
PO	5310-463-0268	WASHER: 5310615 (19207).		EA	6	*	*	*	*	6-12	13
PO	5310-582-5965	WASHER, LOCK: split, carb-s, cd-pltd, for 1/4 screw size, headlight mount attaching, MS35338-44 (96906).		EA	6	*	*	*	*	6-12	14
PO	6220-998-6142	RING ASSEMBLY: 8741447 (19207).		EA	2	*	*	*	*	6-12	15
PO	5310-833-8567	WASHER, SLOTTED: terminal retaining, 8338567 (19207).		EA	6	*	*	*	*	6-12	16
PO	1015-833-8566	SHELL, SHIELD: headlight, 8338566 (19207).		EA	6	*	*	*	*	6-12	17
PO	5305-832-5743	SCREW, EXTERNALLY RELIEVED: headlight ring retaining, 8741437 (19207).		EA	6	*	*	*	*	6-12	18
PO	5360-526-5330	SPRING: lamp adjusting 8741443 (19207).		EA	2	*	*	*	*	6-12	19



AT 39895

Figure 6-12. Headlight assembly.

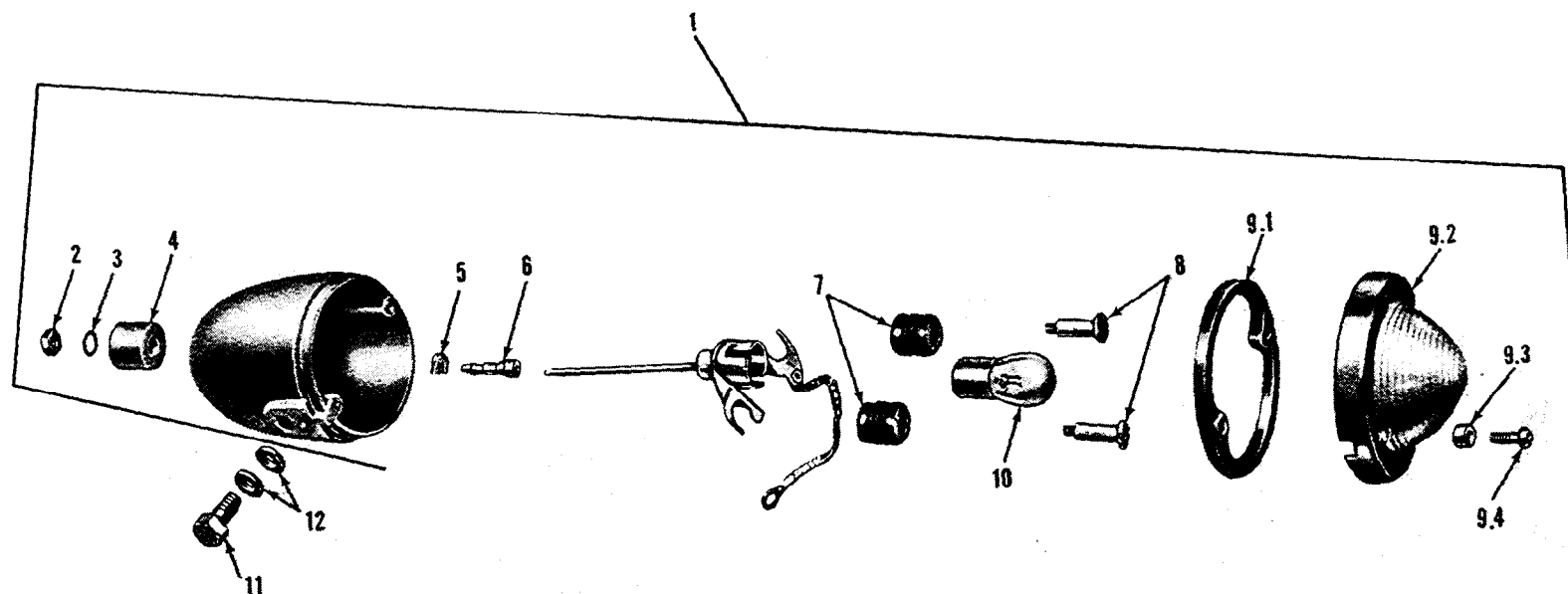
(1) SMR CODE	(2) FEDERAL STOCK NUMBER	(3) DESCRIPTION REFERENCE NUMBER & MFG. CODE USABLE ON CODE	(4) UNIT OF MEAS.	(5) QTY INC IN UNIT	(6) 15-DAY ORGANIZATIONAL MAINTENANCE ALW				(7) ILLUSTRATION	
					(a)	(b)	(c)	(d)	(a)	(b)
					1-5	6-20	21-50	51-100	FIGURE NO.	ITEM NO.
		GROUP 0609—LIGHTS—CONTINUED BLACKOUT HEADLIGHT ASSEMBLY FIG. 6-13								
PO	6220-678-9046	HEADLIGHT ASSEMBLY: blackout, 24 volt, waterproof, MS51318-1 (96906).	EA	1	*	*	*	*	6-13	1
PO	6220-695-1107	DOOR ASSEMBLY: black headlight (with screws) 7525940 (19207).	EA	1	*	*	*	*	6-13	2
PO	6220-819-7028	LAMP UNIT: blackout headlight, sealed, shielded, 24 volt, 8747987 (19207).	EA	1	*	*	*	*	6-13	3
PO	6620-693-4175	SPRING: lamp unit retaining 7320711 (19207).	EA	3	*	*	*	*	6-13	4
PO	1015-833-8566	SHELL, SHIELD: blackout headlight, 8338566 (19207).	EA	1	*	*	*	*	6-13	5
PO	9905-752-4649	BAND, MARKER: MS39020-1 (96906).	EA	2	*	*	*	*	6-13	6
PO	5310-833-8567	WASHER, SLOTTED: terminal retaining, 8338567 (19207).	EA	1	*	*	*	*	6-13	7
PO	5935-807-4109	CONNECTOR: 8741492 (19207).	EA	1	*	*	*	*	6-13	8
PO	5325-682-1741	GROMMET: 8741442 (19207).	EA	1	*	*	*	*	6-13	9
PO	6220-456-6106	BODY ASSEMBLY: blackout headlight, 8747986 (19207).	EA	1	*	*	*	*	6-13	10
PO	5310-061-1258	WASHER, LOCK: internal and external tooth, carb-s, cd-pltd, for 3/8 screw size, blackout headlight attaching, MS45904-76 (96906)	EA	1	*	*	*	*	6-13	11
PO	5310-350-2655	WASHER: blackout headlight attaching, 5294507 (19207)	EA	1	*	*	*	*	6-13	12
PO	5310-637-9541	WASHER, LOCK: split, carb-s, cd-pltd, for 3/8 screw size, blackout headlight attaching, MS35338-46 (96906)	EA	1	*	*	*	*	6-13	13
PO	5310-012-0377	NUT: blackout headlight attaching, 120377 (21450)	EA	1	*	*	*	*	6-13	14
PO	2510-177-9177	SUPPORT ASSEMBLY: blackout headlight, 8754200 (19207)	EA	1	*	*	*	*	6-13	15
PO	5310-514-6674	WASHER, LOCK: flat, external tooth, carb-s, cd-pltd, for 5/16 screw size, blackout headlight support attaching, MS35335-34 (96906)	EA	3	*	*	*	*	6-13	16
PO	5306-225-9084	SCREW, CAP, HEXAGON HEAD: carb-s, cd-pltd, 5/16-24 UNF-2A x 1/2 in. lg, blackout headlight support attaching, MS90726-29 (96906)	EA	2	*	*	*	*	6-13	17



AT 39896

Figure 6-13. Blackout headlight assembly.

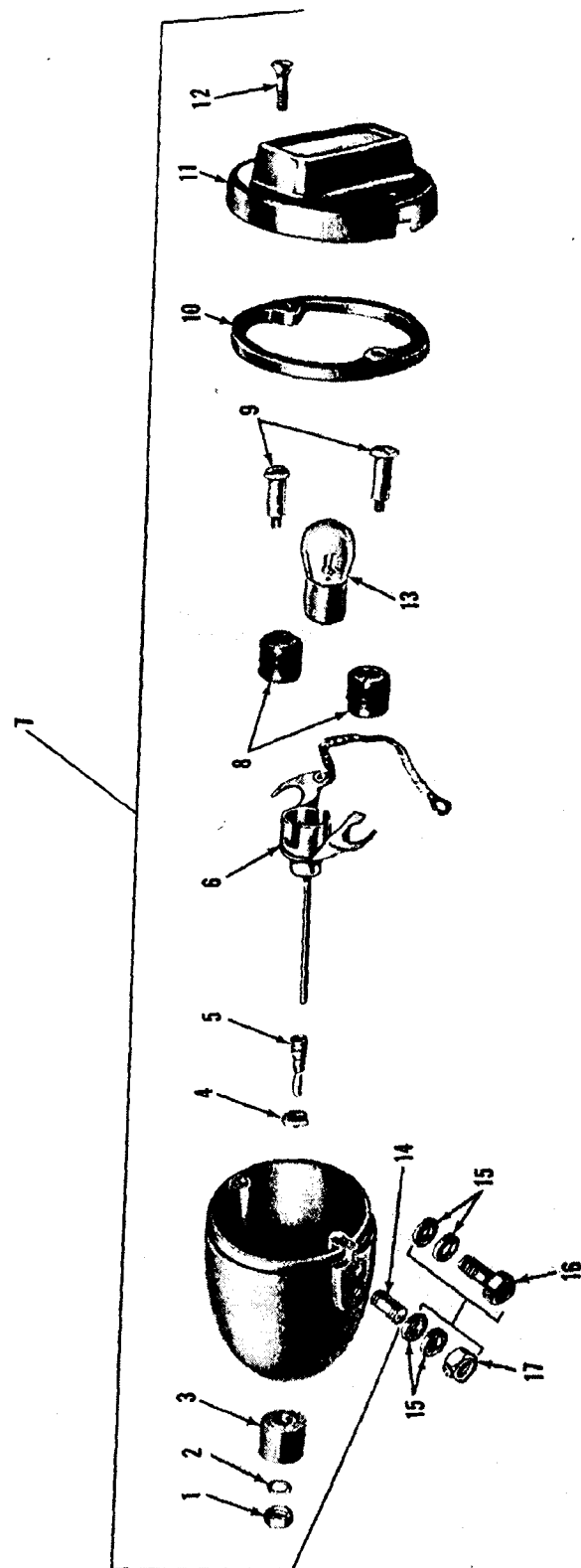
(1) SMR CODE	(2) FEDERAL STOCK NUMBER	(3) DESCRIPTION		(4) UNIT OF MEAS.	(5) QTY INC IN UNIT	(6) 15-DAY ORGANIZATIONAL MAINTENANCE ALW				(7) ILLUSTRATION	
						REFERENCE NUMBER & MFG. CODE	USABLE ON CODE	(a)	(b)	(c)	(d)
		1-5	6-20					21-50	51-100	FIGURE NO.	ITEM NO.
		GROUP 0609—LIGHTS—CONTINUED									
		TURN SIGNAL LIGHT ASSEMBLY (M151, M151A1, M151A1C AND M718) Fig. 6-14									
PO	6220-788-5887	LIGHT ASSEMBLY: front turn signal, amber, 24 volt, 8712357 (19207).	A	EA	2	*	*	*	*	6-14	1
PO	5310-720-8208	NUT: 8687084 (19207).	A	EA	2	*	*	*	*	6-14	2
PO	5330-781-9861	WASHER: 8386475 (19207).	A	EA	2	*	*	*	*	6-14	3
PO	6220-906-0159	SHELL: 7982399 (19207).	A	EA	2	*	*	*	*	6-14	4
PO	5330-781-9862	WASHER: 8386476 (19207).	A	EA	2	*	*	*	*	6-14	5
PO	5940-867-5245	TERMINAL: 8386477 (19207).	A	EA	2	*	*	*	*	6-14	6
PO	5325-623-3928	INSULATOR: 7064900 (19207).	A	EA	4	*	*	*	*	6-14	7
PO	5305-633-0785	SCREW: 8335233 (19207).	A	EA	4	*	*	*	*	6-14	8
PO	2540-930-2044	PARTS KIT, TURN SIGNAL LENS: 5703310 (19207). Composed of:	A	EA	V	*	*	*	*		
		1—GASKET: 11598926 (19207).	A	EA	2	*	*	*	*	6-14	9.1
PO	6220-145-1342	1—LENS: 11598925 (19207).	A	EA	2	*	*	*	*	6-14	9.2
PO	5310-557-8706	2—WASHER: 11598927 (19207).	A	EA	4	*	*	*	*	6-14	9.3
PO	5305-457-9318	2—SCREW: 8712360 (19207).	A	EA	4	*	*	*	*	6-14	9.4
PO	6240-044-6914	LAMP, INCANDESCENT: 24-23 volt, turn signal light, MS35478-1683 (96906).	A	EA	1	*	*	*	*	6-14	10
PO	5306-225-9082	SCREW, CAP, HEXAGON HEAD: carb-s, cd-pltd, 5 / 16-24UNF-2A x 3/8 in. lg, turn signal light mounting, MS90726-27 (96906).	A	EA	2	*	*	*	*	6-14	11
PO	5310-514-6674	WASHER, LOCK: flat, external tooth, carb-s, cd-pltd, for 5 / 16 screw size, turn signal mounting, MS35335-34 (96906).	A	EA	4	*	*	*	*	6-14	12



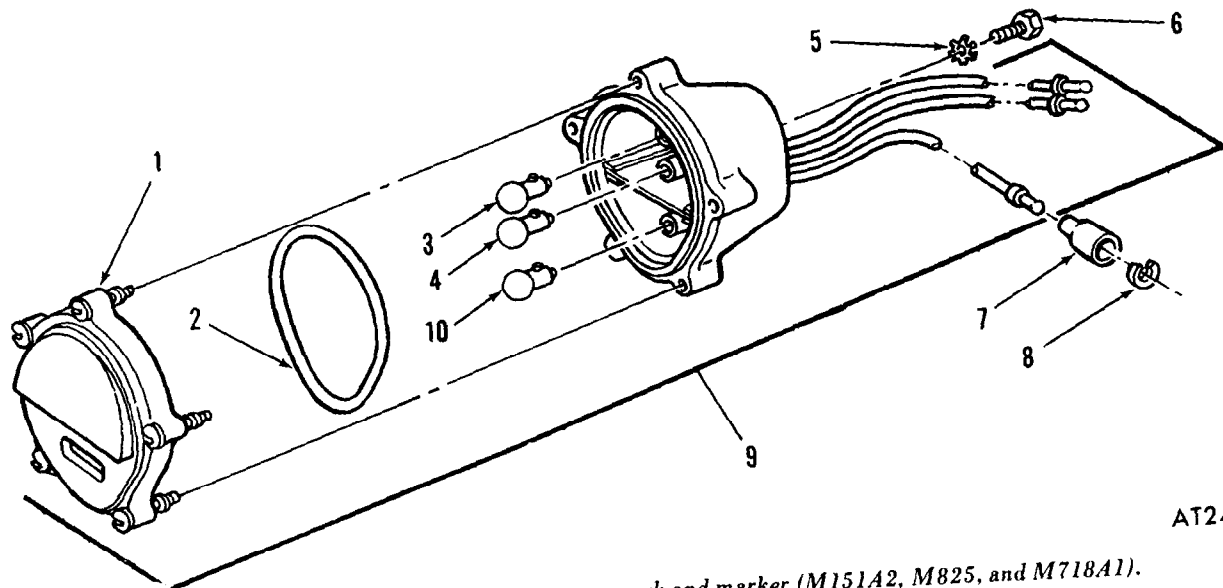
AT 40043

Figure 6-14. Turn signal light assembly (M151, M151A1, M151A1C and M718).

(1) SMR CODE	(2) FEDERAL STOCK NUMBER	(3) DESCRIPTION REFERENCE NUMBER & MFG. CODE USABLE ON CODE	(4) UNIT OF MEAS.	(5) QTY INC IN UNIT	(6) 15-DAY ORGANIZATIONAL MAINTENANCE ALW				(7) ILLUSTRATION		
					(a)	(b)	(c)	(d)	(a)	(b)	
					1-5	6-20	21-50	51-100	FIGURE NO.	ITEM NO.	
		GROUP 0609—LIGHTS—CONTINUED									
		BLACKOUT MARKER LIGHT AND REAR STOPLIGHT ASSEMBLIES (M151, M151A1, M151A1C and M718) FIG. 6-15									
PO	5310-720-8208	NUT: 8687084 (19207).	A	EA	3	*	*	*	*	6-15	1
PO	5330-781-9861	WASHER: 8386475 (19207).	A	EA	3	*	*	*	*	6-15	2
PO	6220-906-0159	SHELL: 7982399 (19207).	A	EA	3	*	*	*	*	6-15	3
PO	5330-781-9862	WASHER: 8386476 (19207).	A	EA	3	*	*	*	*	6-15	4
PO	5940-867-5245	TERMINAL: 8386477 (19207).	A	EA	3	*	*	*	*	6-15	5
PO	6220-741-5421	SOCKET AND WIRE ASSEMBLY: 8741651 (19207).	A	EA	3	*	*	*	*	6-15	6
PO	6220-670-7692	LIGHT, MARKER: clearance, blackout-front, MS51303-2 (96906).	A	EA	2	*	*	*	*	6-15	7
PO	6220-846-9745	LIGHT: blackout-stop, MS51303-1 (96906).	A	EA	1	*	*	*	*	6-15	7
PO	5325-623-3928	INSULATOR: 7064900 (19207).	A	EA	6	*	*	*	*	6-15	8
PO	5305-633-0785	SCREW: 8335233 (19207).	A	EA	6	*	*	*	*	6-15	9
PO	6220-678-9047	GASKET: front marker light (2); blackout stop (1); 8694464 (19207).	A	EA	3	*	*	*	*	6-15	10
PO	6220-792-8288	DOOR ASSEMBLY: front marker light, 8741648 (19207).	A	EA	2	*	*	*	*	6-15	11
PO	6220-775-2384	DOOR ASSEMBLY: blackout stoplight, 8741646 (19207).	A	EA	1	*	*	*	*	6-15	11
PO	5305-285-3942	SCREW, MACHINE: front marker light door (4); blackout stoplight door (2); 7320691 (19207).	A	EA	6	*	*	*	*	6-15	12
PO	6240-019-0877	LAMP, INCANDESCENT: front marker light, (2); blackout stoplight (1); MS15570-1251 (96906).	A	EA	3	*	*	*	*	6-15	13
PO	5307-206-2604	STUD: front marker light, (used on MS51303-2 only) 7528480 (19207).	A	EA	2	*	*	*	*	6-15	14
PO	5310-514-6674	WASHER, LOCK: flat, external tooth, carb-s, cd-pltd, for 5 / 16 screw size, front marker light (4); blackout stoplight (2); MS35335-34 (96906).	A	EA	6	*	*	*	*	6-15	15
PO	5306-225-9084	SCREW, CAP, HEXAGON HEAD: carb-s, cd-pltd, 5 / 16-24 UNF-2A x ½ in. lg, blackout stoplight mounting, MS90726-29 (96906).	A	EA	1	*	*	*	*	6-15	16
PO	5310-880-7746	NUT, PLAIN, HEXAGON: carb-s, cd-pltd, 5 / 16-24 UNF-2B, front marker light mounting, MS51968-5 (96906).	A	EA	2	*	*	*	*	6-15	17



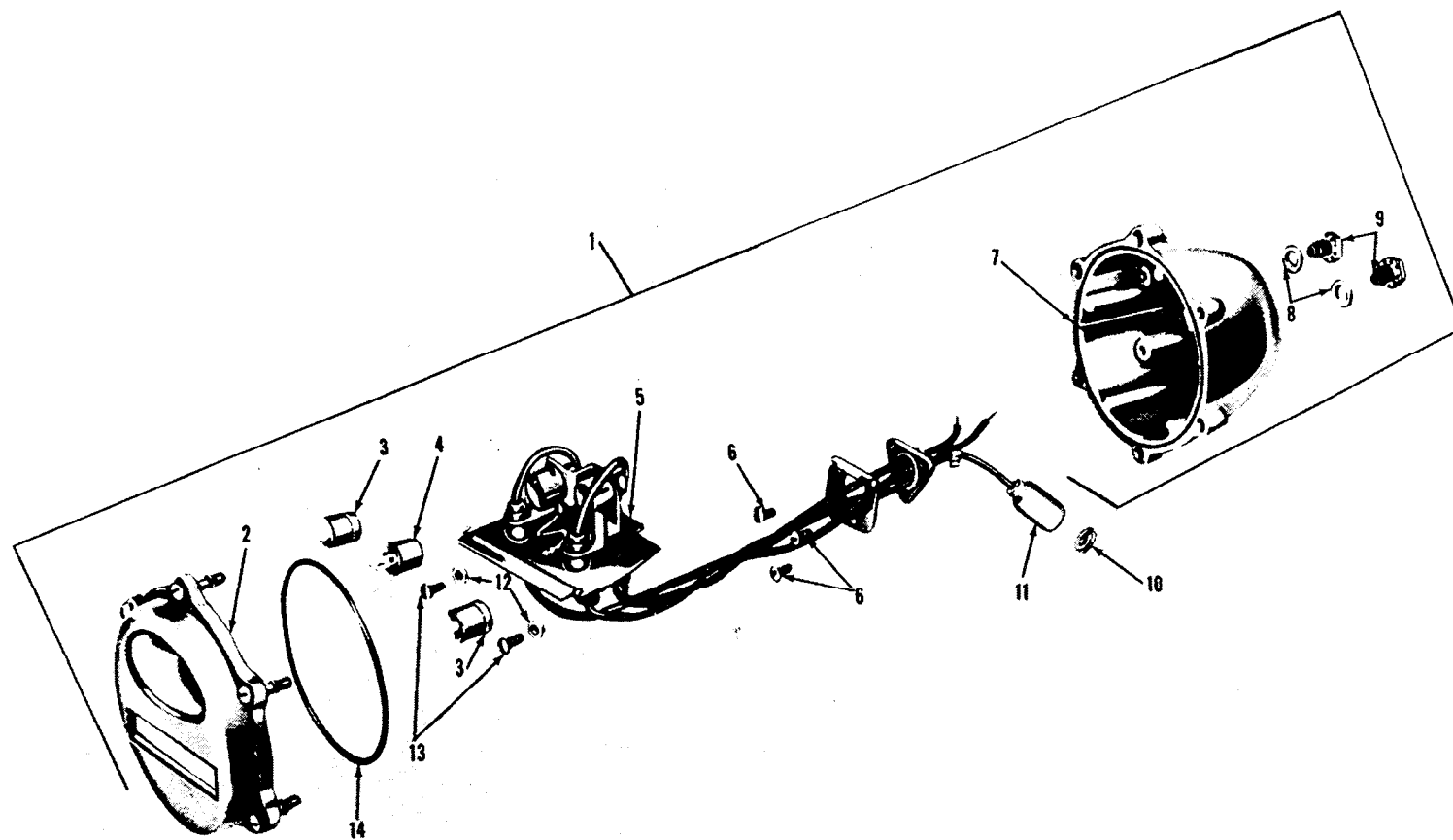
(1) SMR CODE	(2) FEDERAL STOCK NUMBER	(3) DESCRIPTION		(4) UNIT OF MEAS.	(5) QTY INC IN UNIT	(6) 15-DAY ORGANIZATIONAL MAINTENANCE ALW				(7) ILLUSTRATION	
						REFERENCE NUMBER & MFG. CODE	USABLE ON CODE	(a)	(b)	(c)	(d)
		1-5	6-20					21-50	51-100	FIGURE NO.	ITEM NO.
		GROUP 0609—LIGHTS—CONTINUED									
		FRONT COMPOSITE LIGHT—TURN, PARK AND MARKER (M151A2, M825 AND M718A1) Fig. 6-16.									
PO	6220-179-4325	DOOR AND LENS ASSEMBLY: (with screws) composite light—front, 11639546 (19207).	B	EA	2	*	*	*	*	6-16	1
PO	5330-463-0200	SEAL, PREFORMED: door and lens, 11639519-1 (19207).	B	EA	2	*	*	*	*	6-16	2
PO	6240-019-3093	LAMP: front park, MS15570-623 (96906).	B	EA	2	*	*	*	*	6-16	3
PO	6240-044-6914	LAMP: turn, MS35478-1683 (96906).	B	EA	2	*	*	*	*	6-16	4
PO	5310-061-1258	WASHER, LOCK: internal and external tooth, carb-s, cd-pltd, for 3/8 screw size, front composite light attaching. MS45904-76 (96906).	B	EA	4	*	*	*	*	6-16	5
PO	5305-269-3208	SCREW, CAP, HEXAGON HEAD: carb-s, cd-pltd, 3/8-16 UNC-2A X 5/8 in. lg. front composite light attaching, MS90725-57 (96906).	B	EA	4	*	*	*	*	6-16	6
PO	1015-833-8566	SHELL, SHIELD: front composite light, 8338566 (19207).	B	EA	6	*	*	*	*	6-16	7
PO	5310-833-8567	WASHER, SLOTTED: front composite light, 8338567 (19207).	B	EA	6	*	*	*	*	6-16	8
PO	6220-880-1624	LIGHT ASSEMBLY: front composite, turn, park, and marker, 24 volt, 11614156 (19207).	B	EA	2	*	*	*	*	6-16	9
PO	6240-019-0877	LAMP: marker, MS15570-1251 (96906).	B	EA	2	*	*	*	*	6-16	10



AT24269

Figure 6-16. Front composite light—turn, park and marker (M151A2, M825, and M718A1).

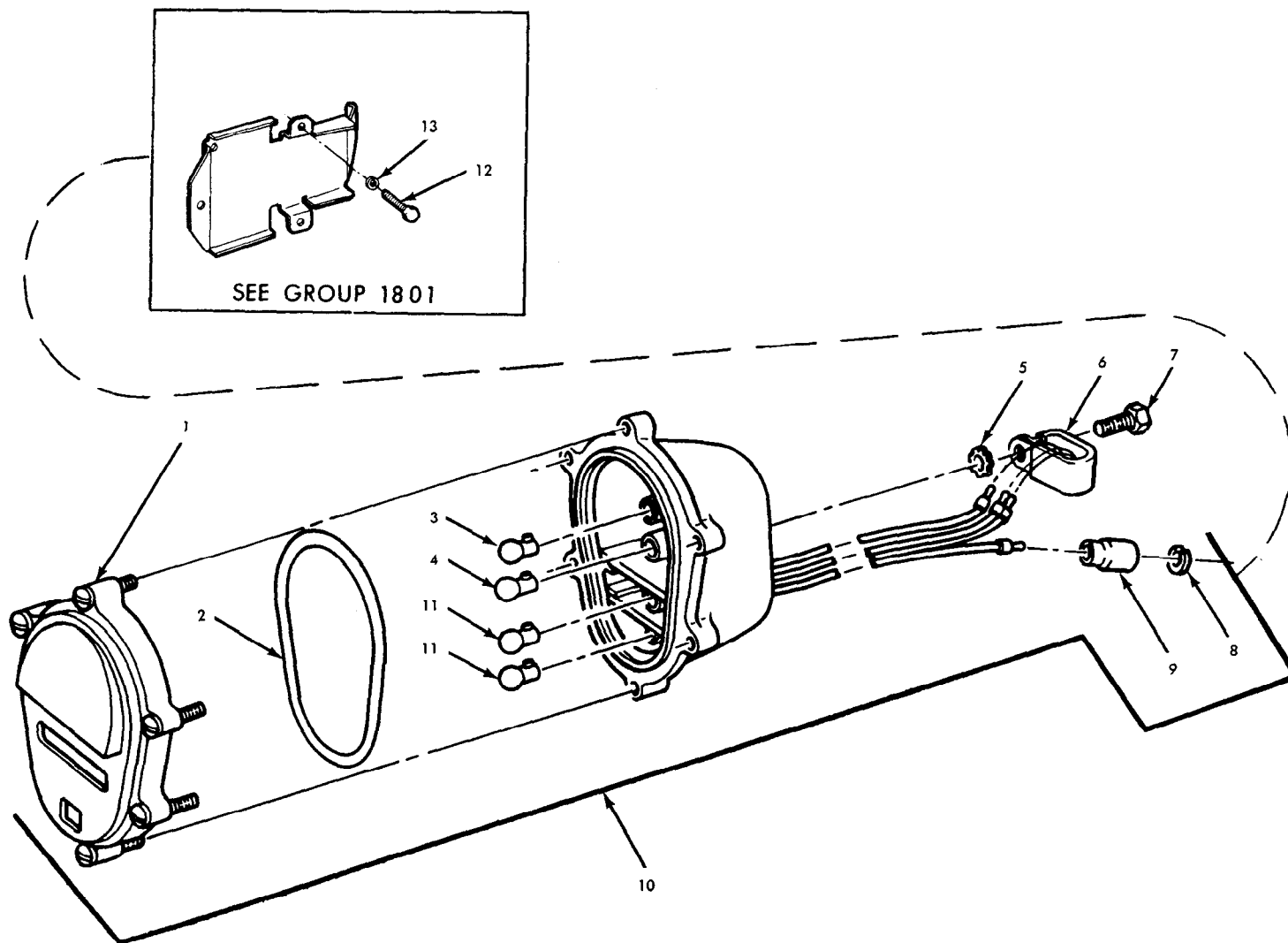
(1) SMR CODE	(2) FEDERAL STOCK NUMBER	(3) DESCRIPTION		(4) UNIT OF MEAS.	(5) QTY INC IN UNIT	(6) 15-DAY ORGANIZATIONAL MAINTENANCE ALW				(7) ILLUSTRATION	
						(a) 1-5	(b) 6-20	(c) 21-50	(d) 51-100	(a) FIGURE NO.	(b) ITEM NO.
		REFERENCE NUMBER & MFG. CODE	USABLE ON CODE								
		GROUP 0609—LIGHTS—CONTINUED									
		STOPLIGHT—TAILLIGHT ASSEMBLY (M151, M151A1, M151A1C AND M718) FIG. 6-17									
PO	6220-669-5623	STOPLIGHT—TAILLIGHT ASSEMBLY: vehicular, 24 volt, MS51329-1 (96906).	A	EA	2	*	*	*	*	6-17	1
PO	6220-752-6020	DOOR ASSEMBLY, SIGNAL LAMP: stoplight— taillight, 7526020 (19207).	A	EA	2	*	*	*	*	6-17	2
PO	6240-019-0877	LAMP, INCANDESCENT: service taillight, MS15570-1251 (96906).	A	EA	4	*	*	*	*	6-17	3
PO	6240-044-6914	LAMP, INCANDESCENT: service stoplight, MS35478-1683 (96906).	A	EA	2	*	*	*	*	6-17	4
PO	2590-693-3452	SOCKET AND WIRING ASSEMBLY: 8378661 (19207).	A	EA	2	*	*	*	*	6-17	5
PO	5305-984-6191	SCREW, MACHINE: pan head, cross-recessed, carb-s, cd-pltd, No. 8-32 UNC-2A X 3/8 in. lg, stoplight—taillight socket and wiring assembly attaching, MS35206-243 (96906)	A	EA	6	*	*	*	*	6-17	6
PO	6220-368-4945	BODY: stoplight—taillight, 7525997 (19207).	A	EA	2	*	*	*	*	6-17	7
PO	5310-627-6128	WASHER, LOCK: flat, external tooth, carb-s, cd-pltd, for 3/8 screw size, to attach stoplight—taillight, MS35335-35 (96906).	A	EA	4	*	*	*	*	6-17	8
PO	5305-269-3208	SCREW, CAP, HEXAGON HEAD: carb-s, cd-pltd, 3/8-16 UNC-2A X 5/8 in. lg, to attach stoplight—taillight, MS90725- 57 (96906).	A	EA	4	*	*	*	*	6-17	9
PO	5310-833-8567	WASHER, SLOTTED: stoplight—taillight, 8338567 (19207).	A	EA	6	*	*	*	*	6-17	10
PO	1015-833-8566	SHELL, SHIELD: stoplight—taillight, 8338566 (19207).	A	EA	6	*	*	*	*	6-17	11
PO	5310-045-3299	WASHER, LOCK: split, carb-s, cd-pltd, for No. 8 screw size, stoplight—taillight socket and wiring assembly attaching, MS35338-42 (96906).	A	EA	4	*	*	*	*	6-17	12
PO	5305-889-3002	SCREW, MACHINE: pan head, cross-recessed, carb-s, cd-pltd, No. 8-32 UNC-2A X 5/6 in. lg, stoplight—taillight socket and wiring assembly attaching, MS35206-242 (96906).	A	EA	4	*	*	*	*	6-17	13
PO	5330-297-7106	PACKING, PREFORMED: stoplight—taillight, 7320658 (19207).	A	EA	2	*	*	*	*	6-17	14



AT 36533

Figure 6-17. Stoplight -taillight assembly (M151, M151A1, M151A1C and M718).

(1) SMR CODE	(2) FEDERAL STOCK NUMBER	(3) DESCRIPTION REFERENCE NUMBER & MFG. CODE		(4) UNIT OF MEAS.	(5) QTY INC IN UNIT	(6) 15-DAY ORGANIZATIONAL MAINTENANCE ALW				(7) ILLUSTRATION	
						(a)	(b)	(c)	(d)	(a)	(b)
						1-5	6-20	21-50	51-100	FIGURE NO.	ITEM NO.
		GROUP 0609—LIGHTS—CONTINUED									
		REAR COMPOSITE LIGHT—TAIL, STOP, TURN AND MARKER (M151A2, M825 AND M718A1) FIG. 6-18.									
PO	6220-179-4324	DOOR AND LENS ASSEMBLY: (with screws) composite light—rear, 11639535 (19207).	B	EA	2	*	*	*	*	6-18	1
PO	5330-462-0907	SEAL, PREFORMED: door and lens, 11639519-2 (19207).	B	EA	2	*	*	*	*	6-18	2
PO	6240-019-3093	LAMP: taillight, MS15570-623 (96906).	B	EA	2	*	*	*	*	6-18	3
PO	6240-044-6914	LAMP: turn, MS35478-1683 (96906).	B	EA	2	*	*	*	*	6-18	4
PO	5310-061-1258	WASHER, LOCK: internal and external tooth, carb-s, cd-pltd, for 3/8 screw size, rear composite light attaching, MS45904-76 (96906).	B	EA	4	*	*	*	*	6-18	5
PO	5340-833-8476	CLAMP, LOOP: rear composite light wire retaining, MS21333-122 (96906).	B	EA	2	*	*	*	*	6-18	6
PO	5305-269-3208	SCREW, CAP, HEXAGON HEAD: carb-s, cd-pltd, 3/8-16 UNC-2A X 5/8 in. lg, rear composite light attaching, MS90725-57 (96906).	B	EA	4	*	*	*	*	6-18	7
PO	5310-833-8567	WASHER, SLOTTED: rear composite light, 8338567 (19207).	B	EA	8	*	*	*	*	6-18	8
PO	1015-833-8566	SHELL, SHIELD: rear composite light, 8338566 (19207).	B	EA	8	*	*	*	*	6-18	9
PO	6220-880-1625	LIGHT ASSEMBLY: rear composite—tail, stop, turn, and marker, 24 volt, 11614157 (19207).	B	EA	2	*	*	*	*	6-18	10
PO	6240-019-0877	LAMP: stop, (2) marker (2), MS15570-1251 (96906).	B	EA	4	*	*	*	*	6-18	11



AT 40046

Figure 6-18. Rear composite light—tail, stop, turn, and marker.
(M151A2, M825, and M718A1).

(1) SMR CODE	(2) FEDERAL STOCK NUMBER	(3) DESCRIPTION		(4) UNIT OF MEAS.	(5) QTY INC IN UNIT	(6) 15-DAY ORGANIZATIONAL MAINTENANCE ALW				(7) ILLUSTRATION	
						REFERENCE NUMBER & MFG. CODE	USABLE ON CODE	(a)	(b)	(c)	(d)
		1-5	6-20					21-50	51-100	FIGURE NO.	ITEM NO.
		GROUP 0610—SENDING UNITS AND WARNING SWITCHES									
PO	2910-292-0035	GASKET: fuel level transmitter, 7375146 (19207).		EA	1	*	*	*	*	3-2	1
PO	6680-676-9242	TRANSMITTER: fuel level, 8376496 (19207).		EA	1	*	*	*	*	3-2	2
PO	5305-042-4505	SCREW, AND WASHER ASSEMBLY: rh-hd, cut-teeth lock washer, s, cd or zn-pltd, No. 10-32 UNF-2A X 7 / 16 in. lg, to attach fuel level transmitter, 424505 (21450).		EA	5	*	*	*	*	3-2	3
		OIL PRESSURE SWITCH AND TEMPERATURE TRANSMITTER FIG. 6-19.									
PO	6685-814-5271	TRANSMITTER, TEMPERATURE: electrical resistance, MS24537-1 (96906).		EA	1	*	*	*	*	6-19	1
PO	6620-814-4770	TRANSMITTER: oil pressure, MS24538-1 (96906).		EA	1	*	*	*	*	6-19	2
PO	4730-529-1487	REDUCER, PIPE: oil pressure safety switch to oil filter adapter, 444012 (21450).		A EA	1	*	*	*	*	6-19	3
PO	5930-771-8119	SWITCH: oil pressure safety, 10874979 (19207).		A EA	1	*	*	*	*	6-19	4

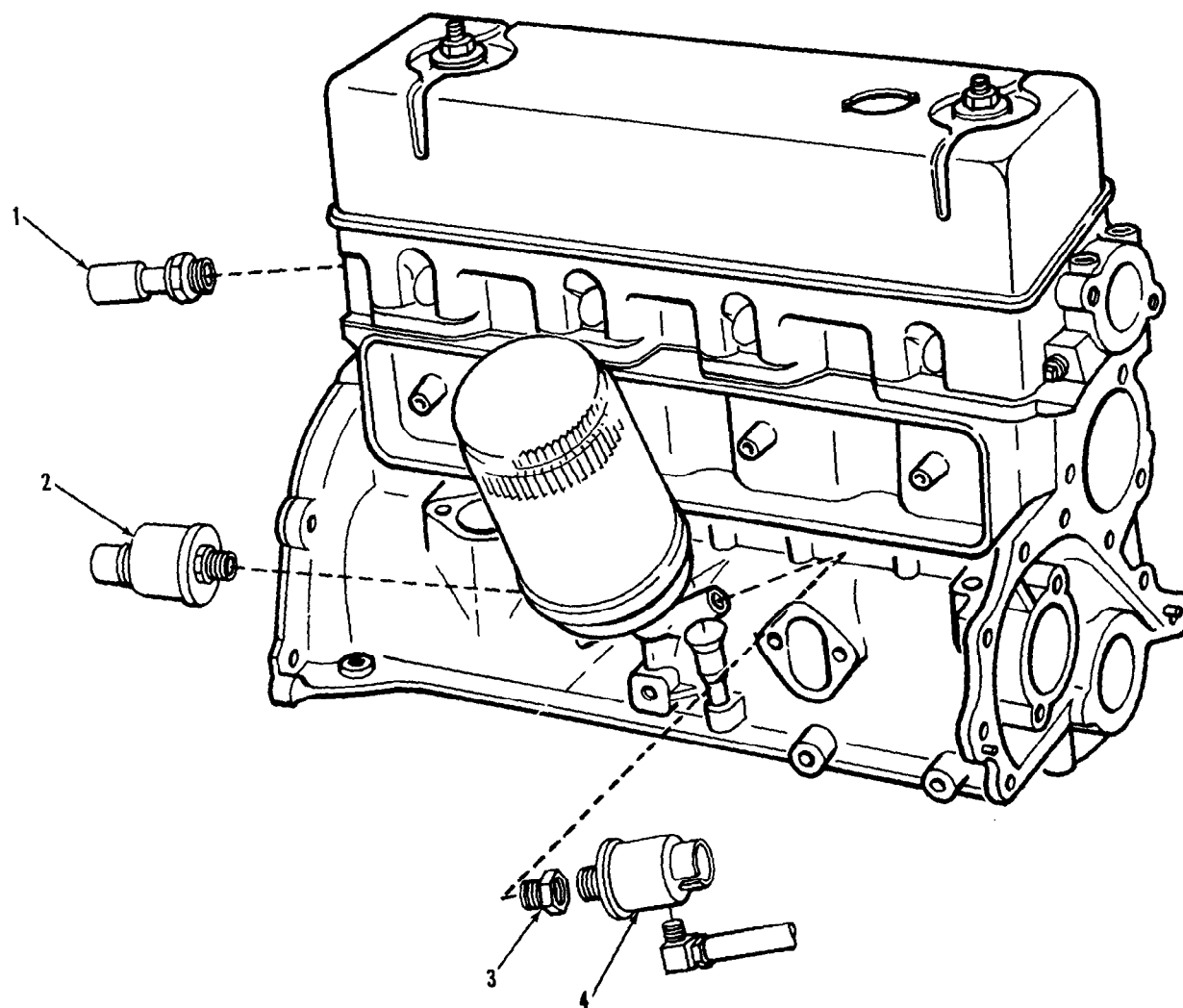
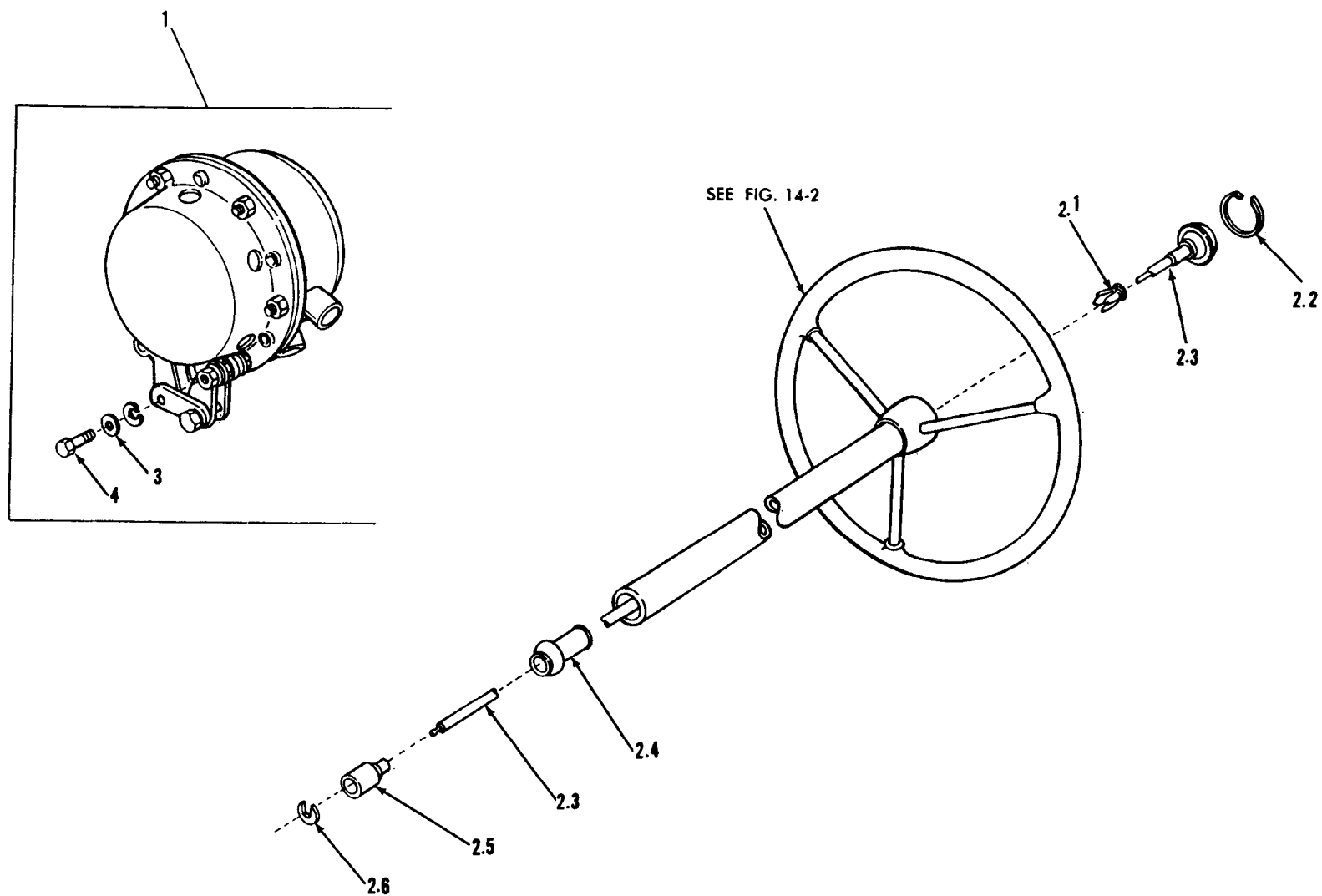


Figure 6-19. Oil pressure switch and temperature transmitter.

(1) SMR CODE	(2) FEDERAL STOCK NUMBER	(3) DESCRIPTION REFERENCE NUMBER & MFG. CODEUSABLE ON CODE	(4) UNIT OF MEAS.	(5) QTY INC IN UNIT	(6) 15-DAY ORGANIZATIONAL MAINTENANCE ALW				(7) ILLUSTRATION	
					(a) 1-5	(b) 6-20	(c) 21-50	(d) 51-100	(a) FIGURE NO.	(b) ITEM NO.
		GROUP 0611—HORN HORN, SWITCH AND RELATED PARTS FIG. 6-20								
PO	2590-678-6140	HORN ASSEMBLY: electrical, MS51074-1 (96906).	EA	1	*	*	*	*	6-20	1
PO	2590-062-9840	PARTS, KIT, HORN SWITCH: 5703314 (19207). Composed of:	EA	V	*	*	*	*		
X1		1—BUSHING: 8754125 (19207).							6-20	2.1
X1		1—RING: 8754124 (19207).							6-20	2.2
PO	2590-973-3186	1—SWITCH ASSEMBLY, HORN: 10921898 (19207).	EA	1	*	*	*	*	6-20	2.3
X1		1—GROMMET: 10885154 (19207).							6-20	2.4
PO	5935-695-9077	1—SHELL: 8338572 (19207).	EA	1	*	*	*	*	6-20	2.5
PO	5310-595-7044	1—WASHER: 8338573 (19207).	EA	1	*	*	*	*	6-20	2.6
PO	5310-550-1130	WASHER, LOCK: flat, internal tooth, carb-s, cd-pltd, for ¼ screw size, horn mounting MS35333-40 (96906).	EA	2	*	*	*	*	6-20	3
PO	5305-068-0506	SCREW, CAP, HEXAGON HEAD: carb-s, cd-pltd, ¼-28 UNF-2A X ¾ in. lg, horn mounting, MS90726-6 (96906).	EA	2	*	*	*	*	6-20	4

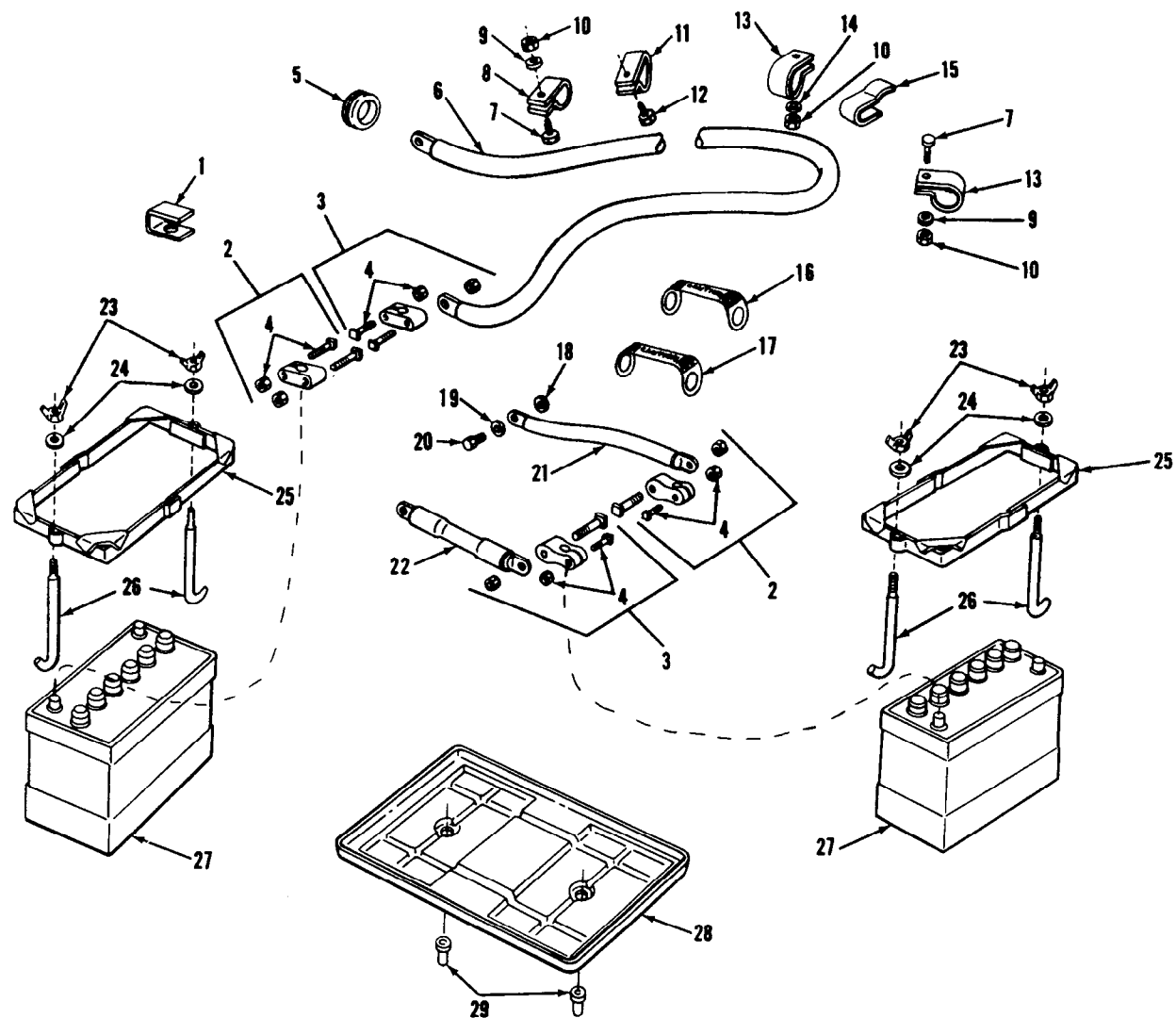


AT 40008

Figure 6-20. Horn, switch and related parts.

(1) SMR CODE	(2) FEDERAL STOCK NUMBER	(3) DESCRIPTION REFERENCE NUMBER & MFG. CODE USABLE ON CODE	(4) UNIT OF MEAS.	(5) QTY INC IN UNIT	(6) 15-DAY ORGANIZATIONAL MAINTENANCE ALW				(7) ILLUSTRATION	
					(a) 1-5	(b) 6-20	(c) 21-50	(d) 51-100	(a) FIGURE NO.	(b) ITEM NO.
		GROUP 0612—BATTERIES, STORAGE (NON-ILLUSTRATED) BATTERIES, CABLES AND RELATED PARTS FIG. 6-21								
PO	2920-738-6272	COVER, BATTERY TERMINAL LUG: 10942521 (19207).	EA	4	*	*	*	*	6-21	1
PO	5940-549-6583	TERMINAL, LUG: clamp type, neg., with bolt and nut, for lug type cable terminal, MS75004-2 (96906).	EA	2	*	*	*	*	6-21	2
PO	5940-549-6581	TERMINAL, LUG: clamp type, pos., with bolt and nut, for lug type cable terminal, MS75004-1 (19207).	EA	2	*	*	*	*	6-21	3
PO	5306-058-3708	BOLT, MACHINE: with nut, battery terminal lug, 583708 (21450).	EA	4	*	*	*	*	6-21	4
PO	5325-098-3377	GROMMET: battery to starter switch cable, MS35490-19 (96906).	EA	1	*	*	*	*	6-21	5
MFO		CABLE ASSEMBLY: battery to starter switch, 11644871-4 (19207).	EA	1					6-21	6
PO	5305-988-1723	SCREW, MACHINE: pan head, cross-recessed, carb-s, cd-pltd, ¼-20 UNC-2A X ½ in. lg, battery to starter switch cable clamp attaching, MS35206-279 (96906).	EA	2	*	*	*	*	6-21	7
PO	5340-880-7497	CLAMP, DOUBLE CABLE: to retain battery to starter switch and starter switch to starter cables; (optional) 7721422 (19207).	EA	1	*	*	*	*	6-21	8
PO	5310-550-1130	WASHER, LOCK: flat, internal tooth, carb-s, cd-pltd, for ¼ screw size, battery to starter switch cable clamp attaching, MS35333-40 (96906).	EA	1	*	*	*	*	6-21	9
PO	5310-761-6882	NUT, PLAIN, HEXAGON: carb-s, cd-pltd, ¼-20 UNC-2B, battery to starter switch cable clamp attaching, MS51967-2 (96906).	EA	3	*	*	*	*	6-21	10
PO	5340-926-5449	CLAMP, DOUBLE CABLE: battery to starter switch cable, MS21334-28 (96906).	EA	2	*	*	*	*	6-21	11
PO	5306-042-3545	SCREW AND WASHER ASSEMBLY: battery to starter switch cable clamp attaching, 423545 (24617).	EA	2	*	*	*	*	6-21	12
PO	5340-984-8540	CLAMP, CABLE: battery to starter switch cable, MS21333-102 (96906).	EA	2	*	*	*	*	6-21	13
PO	5310-582-5965	WASHER, LOCK: split, carb-s, cd-pltd, for ¼ screw size, battery to starter switch cable clamp attaching, MS35338-44 (96906).	EA	1	*	*	*	*	6-21	14
PO	5340-168-7178	CLIP: battery to starter switch cable, 7331197 (19207).	EA	2	*	*	*	*	6-21	15
PO	7690-477-3714	LABEL, BATTERY CABLE LEAD POSITIVE: 11630582-1 (19207).	EA	1	*	*	*	*	6-21	16
PO	7690-477-3715	LABEL, BATTERY CABLE LEAD NEGATIVE: 11630582-2 (19207).	EA	1	*	*	*	*	6-21	17
PO	5310-889-2527	WASHER, LOCK: internal and external tooth, carb-s, cd-pltd, for 5 / 16 screw size, to attach battery to ground cable, MS45904-72 (96906).	EA	1	*	*	*	*	6-21	18
PO	5310-514-6674	WASHER, LOCK: flat, external tooth, carb-s, cd-pltd, for 5 / 16 screw size, to attach battery to ground cable, MS35335-34 (96906).	EA	1	*	*	*	*	6-21	19
PO	5306-225-9084	SCREW, CAP, HEXAGON HEAD: carb-s, cd-pltd, 5 / 16-24 UNF-2A x ½ in. lg, to attach battery to ground cable, MS90726-29 (96906).	EA	1	*	*	*	*	6-21	20
MFO		CABLE ASSEMBLY: battery to ground, 11644871-2 (19207).	EA	1					6-21	21

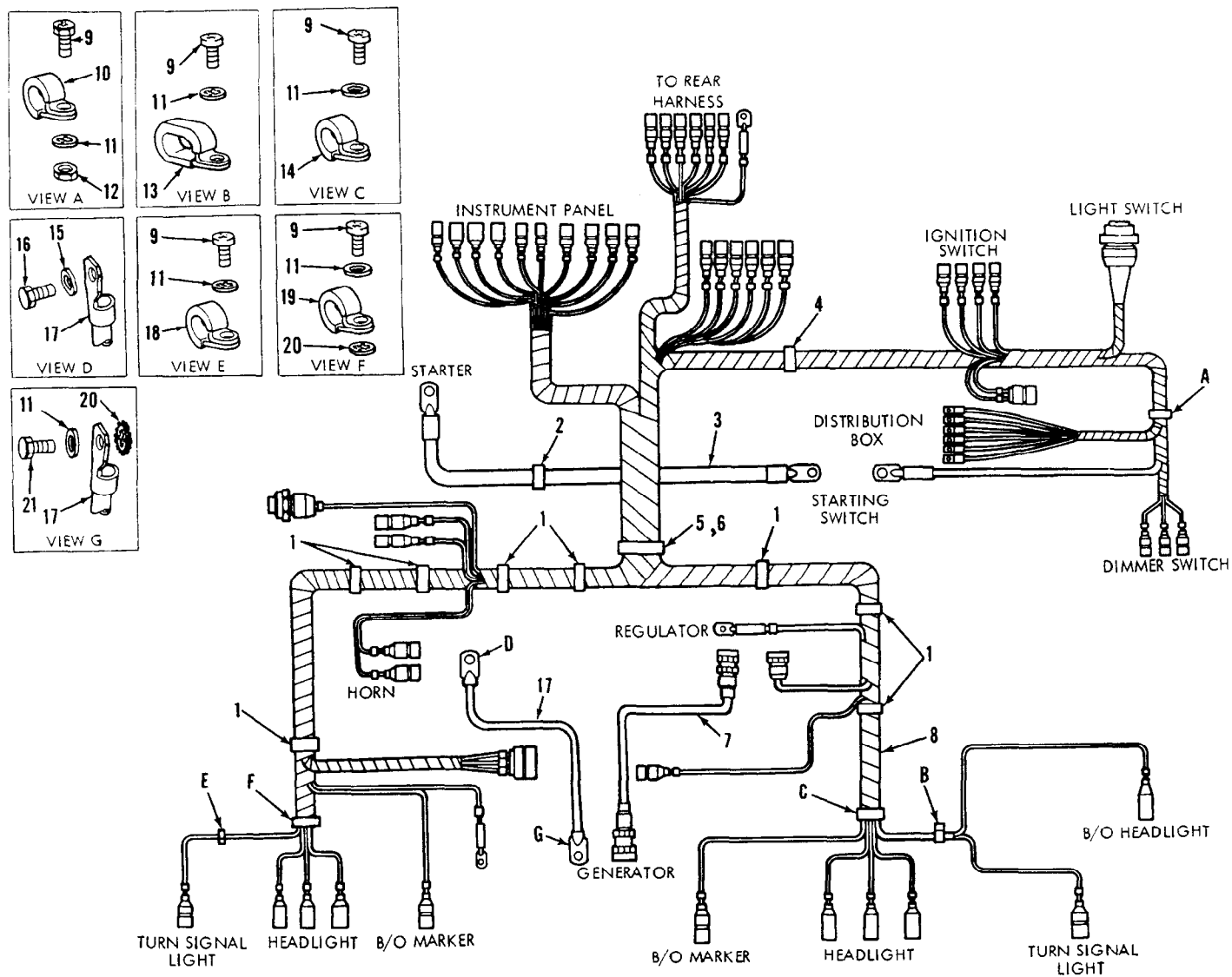
(1) SMR CODE	(2) FEDERAL STOCK NUMBER	(3) DESCRIPTION REFERENCE NUMBER & MFG. CODE USABLE ON CODE	(4) UNIT OF MEAS.	(5) QTY INC IN UNIT	(6) 15-DAY ORGANIZATIONAL MAINTENANCE ALW				(7) ILLUSTRATION	
					(a)	(b)	(c)	(d)	(a)	(b)
					1-5	6-20	21-50	51-100	FIGURE NO.	ITEM NO.
		GROUP 0612—BATTERIES, STORAGE—CONTINUED (NON-ILLUSTRATED) BATTERIES, CABLES AND RELATED PARTS FIG. 6-21—Continued								
MFO		CABLE ASSEMBLY: battery to battery, 11644871-1 (19207).	EA	1					6-21	22
PO	5310-042-7475	NUT, PLAIN, WING: battery frame, 427475 (21450).	EA	4	*	*	*	*	6-21	23
PO	5310-809-4058	WASHER, FLAT: round, s, cd-pltd, for 1/4 screw size, battery holddown frame, MS27183-10 (96906).	EA	4	*	*	*	*	6-21	24
PO	2590-104-4573	FRAME: battery holddown, 8754765 (19207).	EA	2	*	*	*	*	6-21	25
PO	5306-678-1408	BOLT, BATTERY HOLDDOWN: 8754863 (19207).	EA	4	*	*	*	*	6-21	26
POU	6140-057-2553	BATTERY, STORAGE: lead acid, charged, dry, No. 2HN (automatic service, 12 volt, 6-cell, 45 amp HR rating) (10 3/16 X 5 1/4 X 8 15 / 16) MS35000-1 (96906).	EA	2	*	*	*	*	6-21	27
PO	2590-150-7507	TRAY, BATTERY: 8754760 (19207).	EA	1	*	*	*	*	6-21	28
PO	2540-832-5654	TUBING, RUBBER: battery tray drain, 8754761 (19207).	EA	2	*	*	*	*	6-21	29



AT 39901

Figure 6-21. Batteries, cables and related parts.

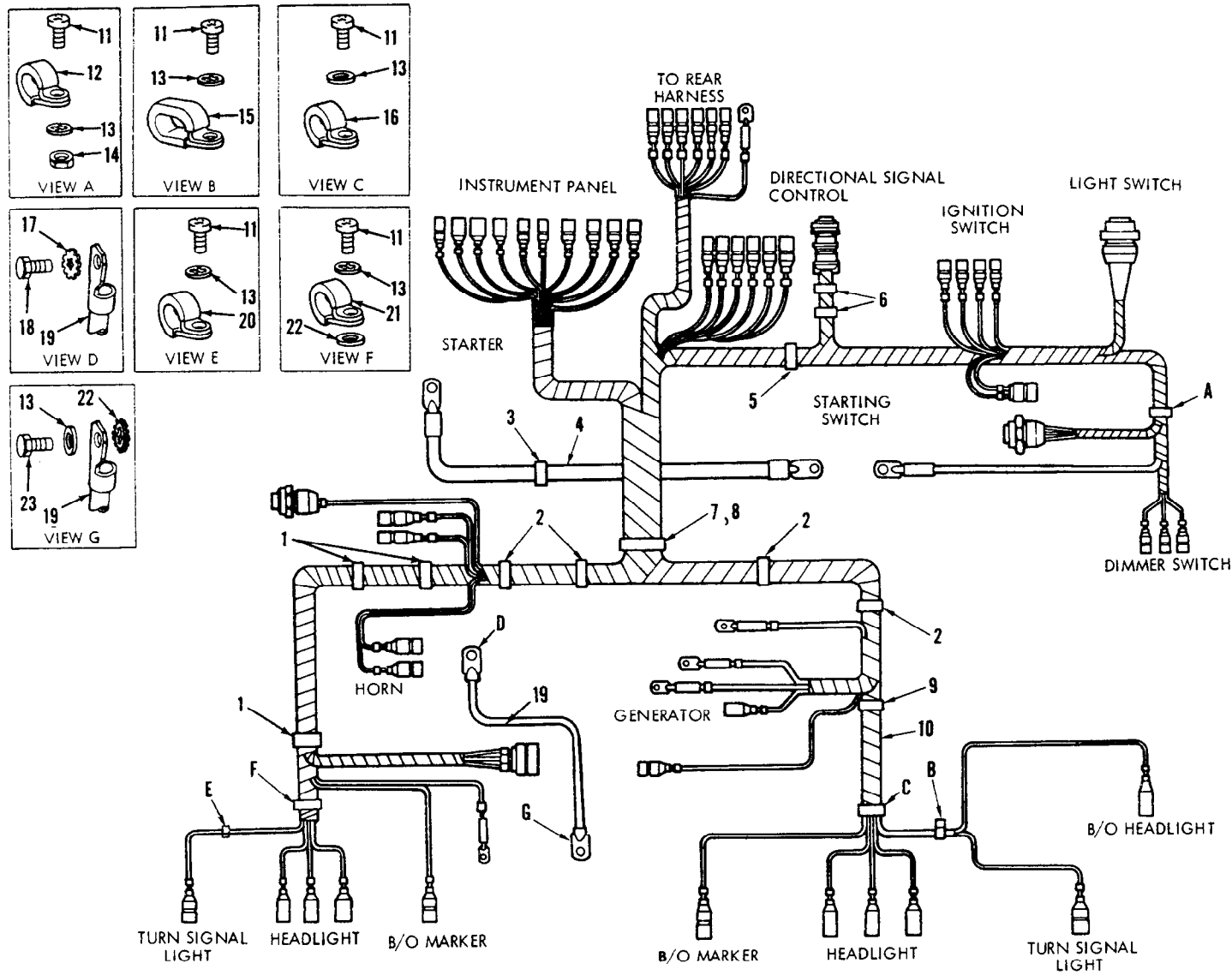
(1) SMR CODE	(2) FEDERAL STOCK NUMBER	(3) DESCRIPTION REFERENCE NUMBER & MFG. CODE	USABLE ON CODE	(4) UNIT OF MEAS.	(5) QTY INC IN UNIT	(6) 15-DAY ORGANIZATIONAL MAINTENANCE ALW				(7) ILLUSTRATION	
						(a)	(b)	(c)	(d)	(a)	(b)
						1-5	6-20	21-50	51-100	FIGURE NO.	ITEM NO.
		GROUP 0613—CHASSIS WIRING									
		FRONT VEHICLE WIRING—25 AMP SYSTEM (M151, M151A1, M151A1C AND M718) FIG. 6-22.									
PO	5340-682-1518	CLIP, SPRING TENSION: 432665 (21450).	A	EA	8	*	*	*	*	6-22	1
PO	5325-276-6089	GROMMET, RUBBER: split, general purpose, starter switch to starter cable, MS35490-16 (96906).	A	EA	1	*	*	*	*	6-22	2
MFO		CABLE ASSEMBLY: starter switch to starter, 11644871-3 (19207).		EA	1					6-22	3
PO	5340-168-7178	CLIP: front lighting cable, 7331197 (19207).	A	EA	1	*	*	*	*	6-22	4
PO	5365-168-7176	GROMMET: front lighting cable, 7331198 (19207).		EA	1	*	*	*	*	6-22	5
PO	2590-150-7684	RETAINER ASSEMBLY: front lighting cable, 7703467 (19207).		EA	1	*	*	*	*	6-22	6
PO	2920-809-9114	CABLE ASSEMBLY: generator to regulator (25 amp) 7536151 (19207).	A	EA	1	*	*	*	*	6-22	7
PO	2590-150-7621	CABLE ASSEMBLY: main lighting—front (25 amp) 10950980 (19207).	A	EA	1	*	*	*	*	6-22	8
PO	5305-988-1723	SCREW, MACHINE: pan head, cross-recessed, carb-s, cd-pltd, ¼-20 UNC-2A X ½ in. lg, front lighting cable clamp at- taching, MS35206-279 (96906).	A	EA	5	*	*	*	*	6-22	9
PO	5340-088-1254	CLAMP, LOOP: front lighting cable, MS21333-104 (96906).	A	EA	1	*	*	*	*	6-22	10
PO	5310-550-1130	WASHER, LOCK: flat, internal tooth, carb-s, cd-pltd, for ¼ screw size, front lighting cable clamp attaching, MS35333-40 (96906).	A	EA	6	*	*	*	*	6-22	11
PO	5310-761-6882	NUT, PLAIN, HEXAGON: carb-s, cd-pltd, ¼-20 UNC-2B, front lighting cable clamp attaching, MS51967-2 (96906).		EA	1	*	*	*	*	6-22	12
PO	5340-777-0037	CLAMP, LOOP: front lighting cable, 7770037 (19207).	A	EA	1	*	*	*	*	6-22	13
PO	5340-809-1492	CLAMP, LOOP: front lighting cable, MS21333-100 (96906).	A	EA	1	*	*	*	*	6-22	14
PO	5310-889-2527	WASHER, LOCK: internal and external tooth, carb-s, cd-pltd, for 5 / 16 screw size, power plant ground, MS45904-72 (96906).		EA	1	*	*	*	*	6-22	15
PO	5306-042-4208	SCREW AND WASHER ASSEMBLY: power plant ground cable, 424208 (21450).		EA	1	*	*	*	*	6-22	16
MFO		CABLE ASSEMBLY: power plant ground, 10950992 (19207).		EA	1					6-22	17
PO	5340-088-1255	CLAMP, LOOP: front lighting cable, MS21333-96 (96906).	A	EA	1	*	*	*	*	6-22	18
PO	5340-993-6207	CLAMP, LOOP: front lighting cable, MS21333-99 (96906).	A	EA	1	*	*	*	*	6-22	19
PO	5310-889-2528	WASHER, LOCK: internal and external tooth, carb-s, cd-pltd, for ¼ screw size, ground cables, MS45904-68 (96906).		EA	2	*	*	*	*	6-22	20
PO	5305-068-0502	SCREW, CAP, HEXAGON HEAD: carb-s, cd-pltd, ¼-20 UNC-2A X ¾ in lg, power plant ground cable attaching, MS90725-6 (96906).		EA	1	*	*	*	*	6-22	21



AT 39902

Figure 6-22. Front vehicle wiring -25 amp. system (M151, M151A1, M151A1C and M718).

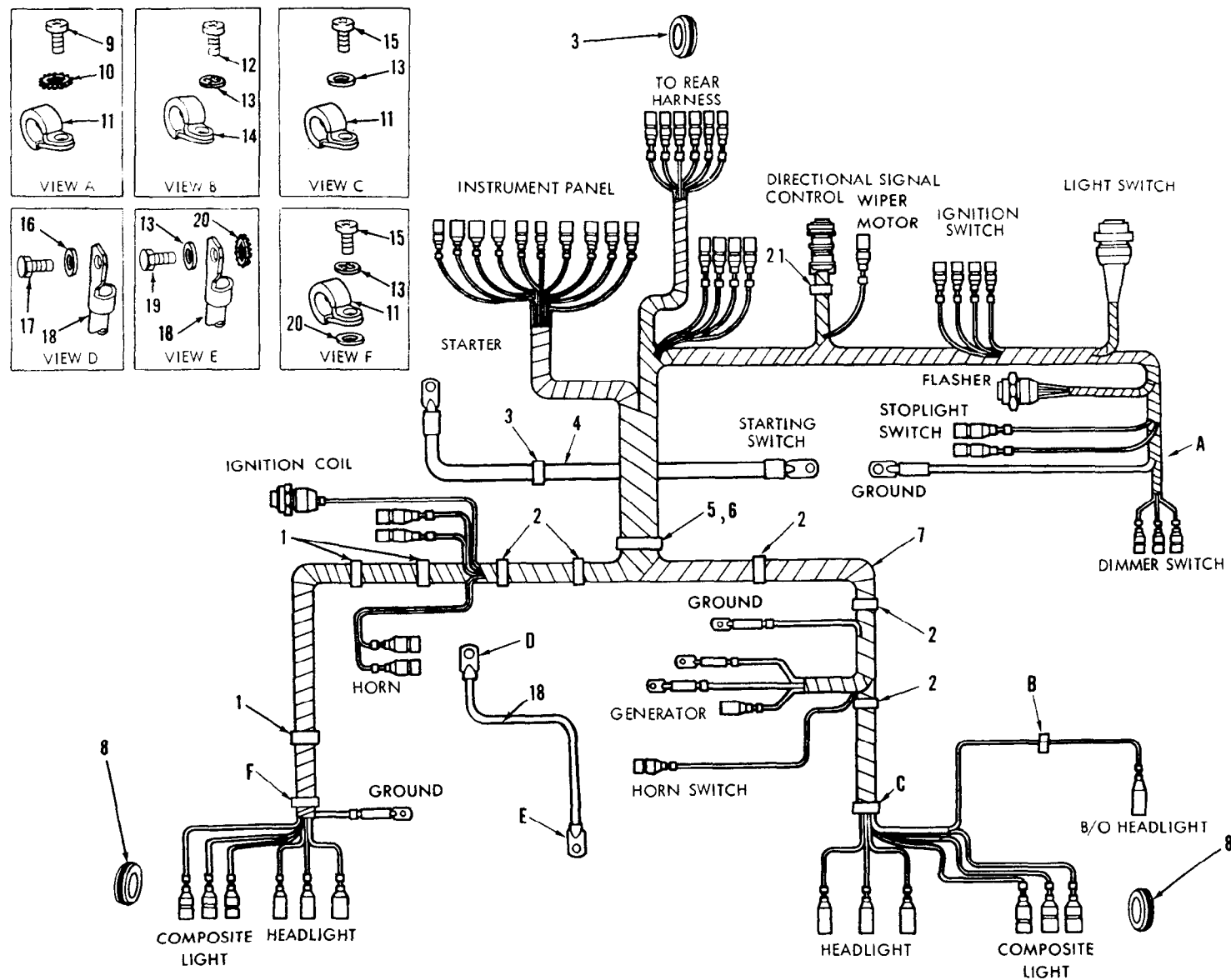
(1) SMR CODE	(2) FEDERAL STOCK NUMBER	(3) DESCRIPTION	(4) UNIT OF MEAS.	(5) QTY INC IN UNIT	(6) 15-DAY ORGANIZATIONAL MAINTENANCE ALW				(7) ILLUSTRATION	
					(a) 1-5	(b) 6-20	(c) 21-50	(d) 51-100	(a) FIGURE NO.	(b) ITEM NO.
		GROUP 0613—CHASSIS WIRING—CONTINUED								
		FRONT VEHICLE WIRING—60 AMP. (M151, M151A1, M151A1C AND M718). FIG. 6-23								
PO		CLIP: front lighting cable, MS51928-10 (96906).	A	EA	3	*	*	*	6-23	1
PO	5340-256-3460	CLIP: front lighting cable, MS51928-8 (96906).	A	EA	4	*	*	*	6-23	2
PO	5325-720-9054	GROMMET, RUBBER: split, general purpose. starter switch to starter cable, MS35490-20 (96906).	A	EA	1	*	*	*	6-23	3
MFO		CABLE ASSEMBLY: starter switch to starter, 11644871-3 (19207).		EA	1				6-23	4
PO	5340-168-7178	CLIP: front lighting cable, 7331197 (19207).	A	EA	1	*	*	*	6-23	5
PO	5340-168-7179	CLIP: front lighting cable, 10882088 (19207).	A	EA	2	*	*	*	6-23	6
PO	5365 168-7176	GROMMET: front lighting cable, 7331198 (19207).		EA	1	*	*	*	6-23	7
PO	2590-150-7684	RETAINER ASSEMBLY: front lighting cable, 7703467 (19207).		EA	1	*	*	*	6-23	8
PO		CLIP: front lighting cable, MS51928-10 (96906).		EA	1	*	*	*	6-23	9
PO	2590-150-7506	CABLE ASSEMBLY: main lighting—front (60 amp), 11630520 (19207).	A	EA	1	*	*	*	6-23	10
PO	5305-988-1723	SCREW, MACHINE: pan head, cross-recessed, carb-s, cd-pltd, ¼-20 UNC-2A X ½ in. lg, front lighting cable clamp attaching, MS35206-279 (96906).	A	EA	5	*	*	*	6-23	11
PO	5340-088-1254	CLAMP, LOOP: front lighting cable, MS21333-104 (19207).	A	EA	1	*	*	*	6-23	12
PO	5310-550-1130	WASHER, LOCK: flat, internal tooth, carb-s, cd-pltd, for ¼ screw size, front lighting cable clamp attaching, MS35333-40 (96906).	A	EA	6	*	*	*	6-23	13
PO	5310-761-6882	NUT, PLAIN, HEXAGON: carb-s, cd-pltd, ¼-20 UNC-2B, front lighting cable clamp attaching, MS51967-2 (96906).	A	EA	1	*	*	*	6-23	14
PO	5340-777-0037	CLAMP, LOOP: front lighting cable, 7770037 (19207).	A	EA	1	*	*	*	6-23	15
PO	5340-809-1492	CLAMP, LOOP: front lighting cable, MS21333-100 (96906).	A	EA	1	*	*	*	6-23	16
PO	5310-889-2527	WASHER, LOCK: internal and external tooth, carb-s, cd-pltd, for 5 / 16 screw size, power plant ground, MS45904-72 (96906).		EA	1	*	*	*	6-23	17
PO	5306-042-4208	SCREW AND WASHER ASSEMBLY: power plant ground cable, 424208 (21450).		EA	1	*	*	*	6-23	18
MFO		CABLE ASSEMBLY: power plant to ground, 10950992 (19207).		EA	1				6-23	19
PO	5340-088-1255	CLAMP, LOOP: front lighting cable, MS21333-96 (96906).	A	EA	1	*	*	*	6-23	20
PO	5340-993-6207	CLAMP, LOOP: front lighting cable, MS21333-99 (96906).	A	EA	1	*	*	*	6-23	21
PO	5310-889-2528	WASHER, LOCK: internal and external tooth, carb-s, cd-pltd, for ¼ screw size, ground cables, MS45904-68 (96906).	A	EA	2	*	*	*	6-23	22
PO	5305-068-0502	SCREW, CAP, HEXAGON HEAD: carb-s, cd-pltd, ¼-20 UNC-2A X ¾ in. lg, power plant ground cable attaching, MS90725-6 (96906).		EA	1	*	*	*	6-23	23



AT 39903

Figure 6-23. Front vehicle wiring -60 amp. system (M151, M151A1, M151A1C, and M718).

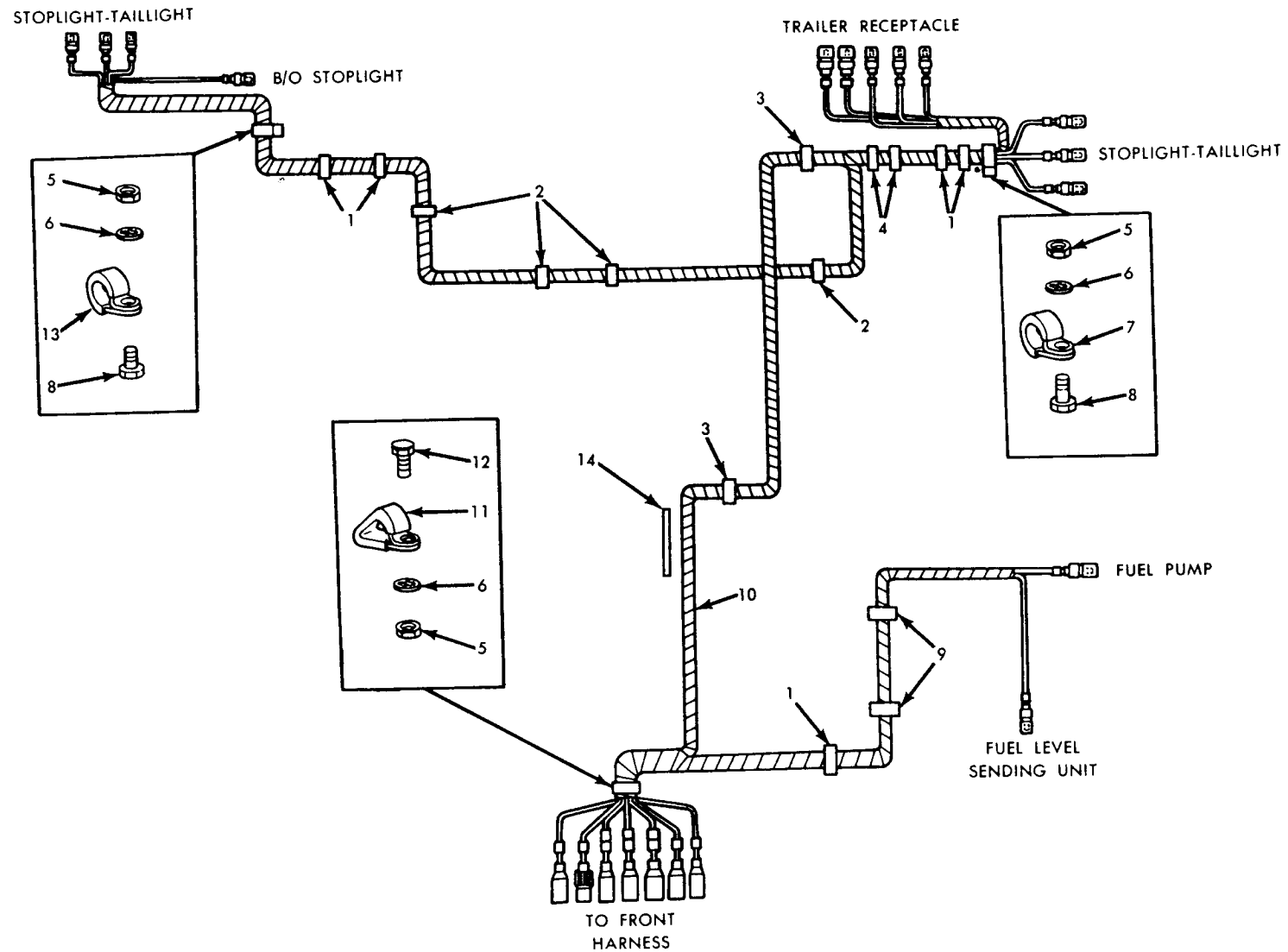
(1) SMR CODE	(2) FEDERAL STOCK NUMBER	(3) DESCRIPTION REFERENCE NUMBER & MFG. CODE USABLE ON CODE		(4) UNIT OF MEAS.	(5) QTY INC IN UNIT	(6) 15-DAY ORGANIZATIONAL MAINTENANCE ALW				(7) ILLUSTRATION	
						(a) 1-5	(b) 6-20	(c) 21-50	(d) 51-100	(a) FIGURE NO.	(b) ITEM NO.
		GROUP 0613—CONTINUED FRONT VEHICLE WIRING—60 AMP SYSTEM (M151A2, M718A1 AND M825) FIG. 6-24									
PO		CLIP: front lighting cable, MS51928-5 (96906).	B	EA	3	*	*	*	*	6-24	1
PO		CLIP: front lighting cable, MS51928-10 (96906).	B	EA	5	*	*	*	*	6-24	2
PO	5325-720-9054	GROMMET, RUBBER: split, general purpose, starter switch to starter cable (1), rear lighting cable (1), MS35490-20 (96906).	B	EA	2	*	*	*	*	6-24	3
MFO		CABLE ASSEMBLY: starter switch to starter, 11644871-3 (19207).		EA	1					6-24	4
PO	5365-168-7176	GROMMET: front lighting cable, 7331198 (19207).		EA	1	*	*	*	*	6-24	5
PO	2590-150-7684	RETAINER ASSEMBLY: front lighting cable, 7703467 (19207).		EA	1	*	*	*	*	6-24	6
PO	2590-169-2890	CABLE ASSEMBLY: main lighting front, 11660451 (19207).	B	EA	1	*	*	*	*	6-24	7
PO	5325-998-3377	GROMMET, RUBBER: split, general purpose, front lighting composite light lead, MS35490-19 (96906).	B	EA	2	*	*	*	*	6-24	8
PO	5305-225-3838	SCREW, CAP, HEXAGON HEAD: carb-s, cd-pltd, ¼-20 UNC-2A X 9/16 in. lg, front lighting cable clamp attaching, MS90725-4 (96906).	B	EA	1	*	*	*	*	6-24	9
PO	5310-209-0786	WASHER, LOCK: flat, external tooth, carb-s, cd-pltd, for ¼ screw size, front lighting cable clamp attaching, MS35335-33 (96906).	B	EA	1	*	*	*	*	6-24	10
PO	5340-984-8540	CLAMP, LOOP: front lighting cable, MS21333-102 (96906).	B	EA	3	*	*	*	*	6-24	11
PO	5305-988-1722	SCREW, MACHINE: pan head, cross-recessed, carb-s, cd-pltd, ¼-20 UNC-2A X 7/16 in. lg, front lighting cable clamp attaching, MS35206-278 (96906).	B	EA	1	*	*	*	*	6-24	12
PO	5310-550-1130	WASHER, LOCK: flat, internal tooth, carb-s, cd-pltd, for ¼ screw size, front lighting cable clamp attaching, MS35333-40 (96906).	B	EA	4	*	*	*	*	6-24	13
PO	5340-088-1255	CLAMP, LOOP: front lighting cable, MS21333-96 (96906).	B	EA	1	*	*	*	*	6-24	14
PO	5305-988-1723	SCREW, MACHINE: pan head, cross-recessed, carb-s, cd-pltd, ¼-20 UNC-2A X ½ in. lg, front lighting cable clamp attaching, MS35206-279 (96906).	B	EA	2	*	*	*	*	6-24	15
PO	5310-889-2527	WASHER, LOCK: internal and external tooth, carb-s, cd-pltd, for 5/16 screw size, power plant ground, MS45904-72 (96906).		EA	1	*	*	*	*	6-24	16
PO	5306-042-4208	SCREW AND WASHER ASSEMBLY: power plant ground cable, 424208 (21450).		EA	1	*	*	*	*	6-24	17
MFO		CABLE ASSEMBLY: power plant ground, 10950992 (19207).		EA	1					6-24	18
PO	5305-068-0502	SCREW, CAP, HEXAGON HEAD: carb-s, cd-pltd, ¼-20 UNC-2A X ¾ in. lg, power plant ground cable attaching, MS90725-6 (96906).		EA	1	*	*	*	*	6-24	19
PO	5310-889-2528	WASHER, LOCK: internal and external tooth, carb-s, cd-pltd, for ¼ screw size, ground cables, MS45904-68 (96906).		EA	2	*	*	*	*	6-24	20
PO	5340-168-7179	CLIP: front lighting cable, 10882088 (19207).	B	EA	1	*	*	*	*	6-24	21



AT 39904

Figure 6-24. Front vehicle wiring -60 amp. system (M151A2, M718A1 and M825).

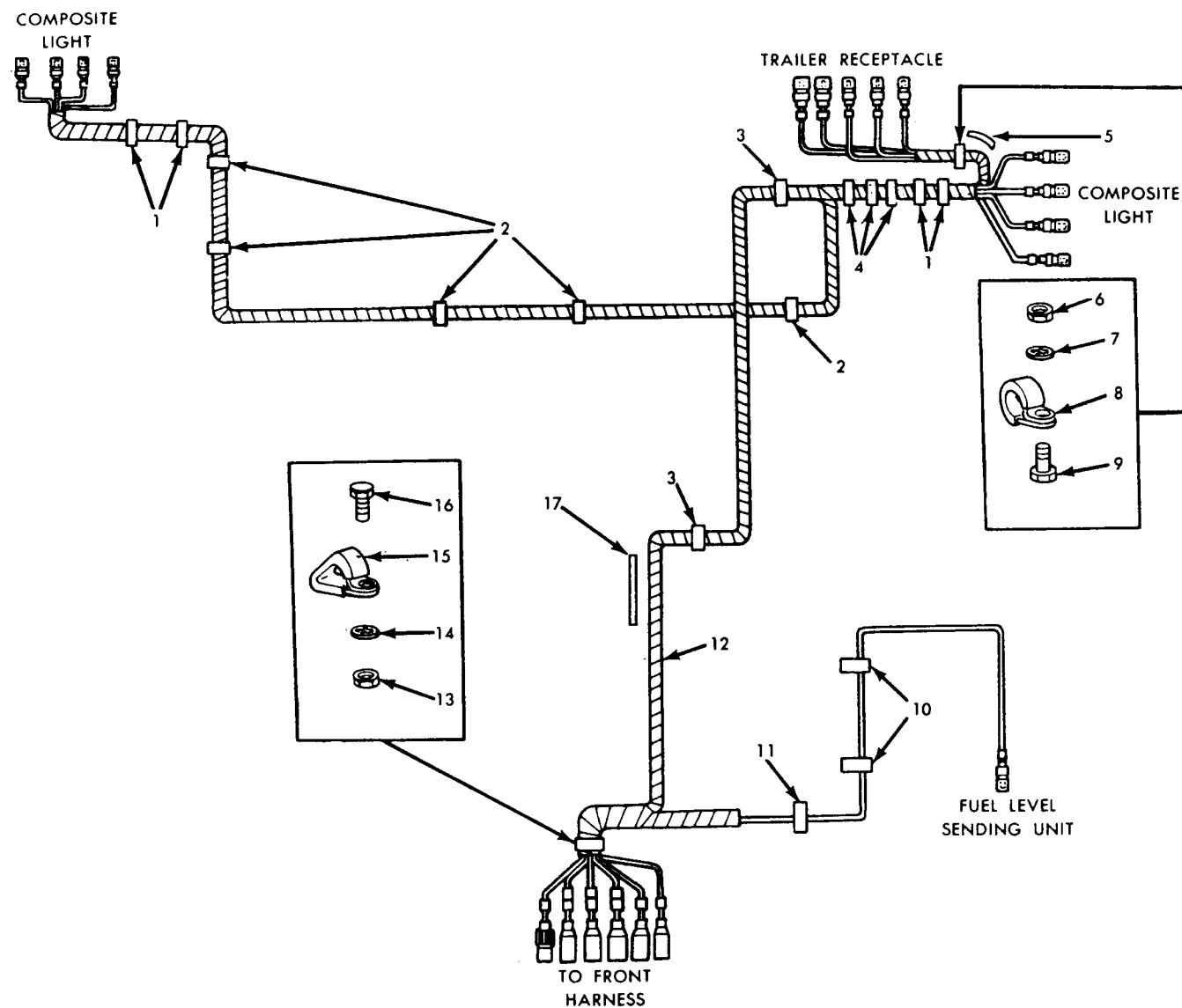
(1) SMR CODE	(2) FEDERAL STOCK NUMBER	(3) DESCRIPTION	(4) UNIT OF MEAS.	(5) QTY INC IN UNIT	(6) 15-DAY ORGANIZATIONAL MAINTENANCE ALW				(7) ILLUSTRATION		
					(a) 1-5	(b) 6-20	(c) 21-50	(d) 51-100	(a) FIGURE NO.	(b) ITEM NO.	
		REFERENCE NUMBER & MFG. CODE	USABLE ON CODE								
		GROUP 0613—CHASSIS WIRING—CONTINUUED									
		REAR VEHICLE WIRING —25 OR 60 AMP SYSTEM (M151, M151A1, M151A1C AND M718) FIG. 6-25									
PO	5325-098-3377	GROMMET, RUBBER: split, general purpose, rear cable assembly, MS35490-19 (96906).	A	EA	5	*	*	*	*	6-25	1
PO	5340-182-9615	CLIP: rear cable assembly, MS51928-3 (96906).	A	EA	4	*	*	*	*	6-25	2
PO	5325-168-7173	GROMMET, PLASTIC: rear cable assembly, 11599002 (19207).	A	EA	2	*	*	*	*	6-25	3
PO	5340-256-3460	CLIP: rear cable assembly, MS51928-8 (96906).	A	EA	2	*	*	*	*	6-25	4
PO	5310-761-6882	NUT, PLAIN, HEXAGON: carb-s, cd-pltd, ¼-20 UNC-2B, rear cable clamp attaching, MS51967-2 (96906).	A	EA	3	*	*	*	*	6-25	5
PO	5310-550-1130	WASHER, LOCK: flat, internal tooth, carb-s, cd-pltd, for ¼ screw size, rear cable clamp attaching, MS35333-40 (96906).	A	EA	3	*	*	*	*	6-25	6
PO	5340-854-6729	CLAMP, LOOP: rear cable assembly, MS21333-103 (96906).	A	EA	1	*	*	*	*	6-25	7
PO	5305-068-0500	SCREW, CAP, HEXAGON HEAD: carb-s, cd-pltd, ¼-20 UNC-2A X ½ in. lg, rear cable clamp attaching, MS90725-3 (96906).	A	EA	2	*	*	*	*	6-25	8
PO	5975-984-6582	STRAP: rear cable retaining, MS17821-1-0 (96906).		EA	2	*	*	*	*	6-25	9
PO	2590-150-7504	CABLE ASSEMBLY: rear, 10950981 (19207).	A	EA	1	*	*	*	*	6-25	10
PO	5340-106-0617	CLAMP, LOOP: rear cable assembly, 7728831 (19207).		EA	1	*	*	*	*	6-25	11
PO	5305-988-1723	SCREW, MACHINE: pan head, cross-recessed, carb-s, cd-pltd, ¼-20 UNC-2A X ½ in. lg, rear cable clamp attaching, MS35206-279 (96906).		EA	1	*	*	*	*	6-25	12
PO	5340-993-6207	CLAMP, LOOP: rear cable assembly, MS21333-99 (96906).	A	EA	1	*	*	*	*	6-25	13
PO	9390-165-6006	SLEEVE, CHAFING: rear cable assembly, 11599001 (19207).		EA	1	*	*	*	*	6-25	14



AT 39929

Figure 6-25. Rear vehicle wiring -25 or 60 amp system (M151, M151A1, M151A1C and M718).

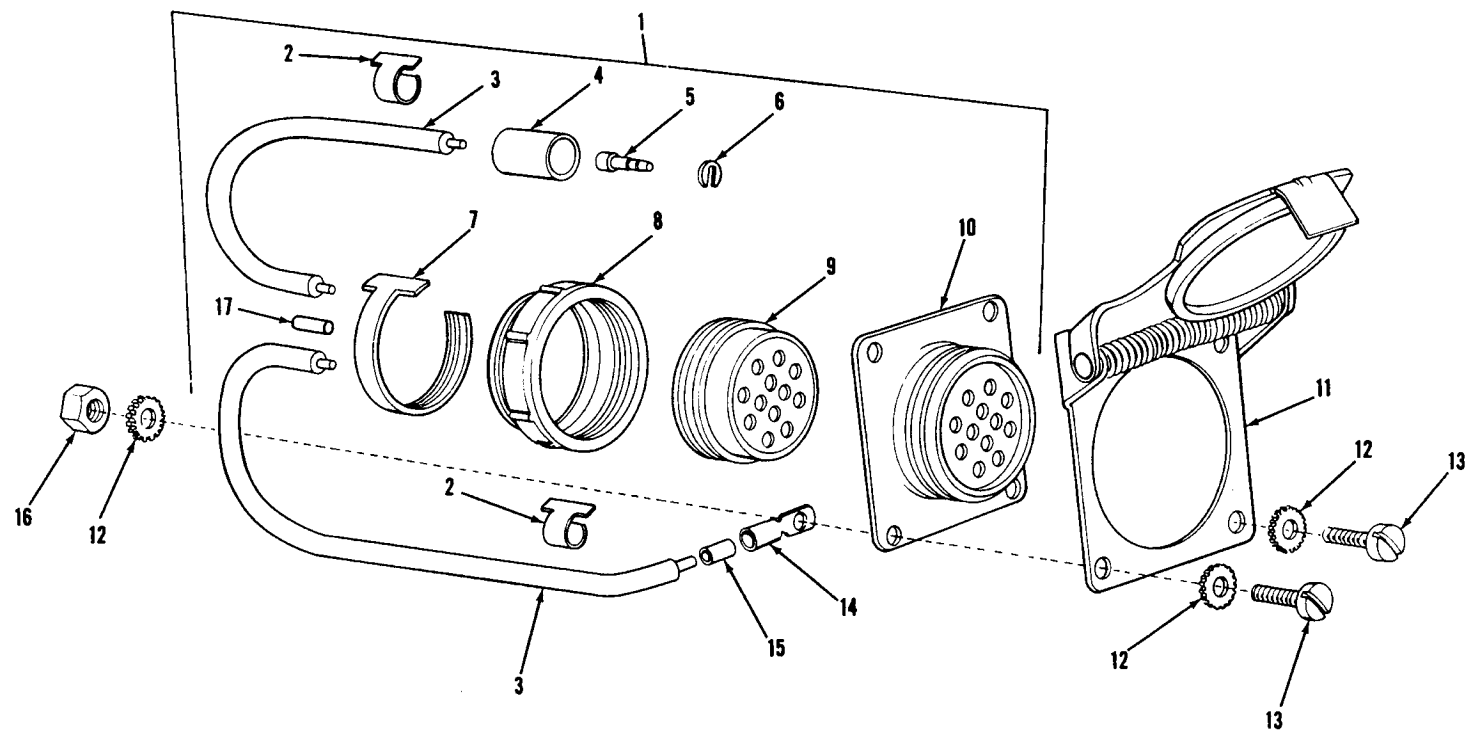
(1) SMR CODE	(2) FEDERAL STOCK NUMBER	(3) DESCRIPTION	(4) UNIT OF MEAS.	(5) QTY INC IN UNIT	(6) 15-DAY ORGANIZATIONAL MAINTENANCE ALW				(7) ILLUSTRATION		
					(a) 1-5	(b) 6-20	(c) 21-50	(d) 51-100	(a) FIGURE NO.	(b) ITEM NO.	
		GROUP 0613—CHASSIS WIRING—CONTINUED									
		REAR VEHICLE WIRING—60 AMP SYSTEM (M151A2, M718A1 AND M825) FIG. 6-26									
PO	5325-543-3851	GROMMET, RUBBER: split general purpose, rear cable assembly, MS35490-19 (96906).	B	EA	4	*	*	*	*	6-26	1
PO	5340-182-9615	CLIP: rear cable assembly, MS51928-3 (96906).	B	EA	5	*	*	*	*	6-26	2
PO	5325-168-7173	GROMMET, PLASTIC: rear cable assembly, 11599002 (19207).	B	EA	2	*	*	*	*	6-26	3
PO	5340-256-3460	CLIP: rear cable assembly, MS51928-8 (96906).	B	EA	3	*	*	*	*	6-26	4
PO	9390-165-6007	SLEEVE, CHAFING: rear cable assembly, 11599001-1 (19207).	B	EA	1	*	*	*	*	6-26	5
PO	5310-934-9751	NUT, PLAIN, HEXAGON: carb-s, cd-pltd, No. 10-32 UNF-2B, rear cable clamp attaching, MS35650-302 (96906).	D	EA	1	*	*	*	*	6-26	6
PO	5310-576-5752	WASHER, LOCK: flat, internal tooth, carb-s, cd-pltd, for No. 10 screw size, rear cable clamp attaching, MS35333- 39 (96906).	D	EA	1	*	*	*	*	6-26	7
PO	5340-057-2904	CLAMP, LOOP: rear cable assembly MS21333-71 (96906).	B	EA	1	*	*	*	*	6-26	8
PO	5305-989-7434	SCREW, MACHINE: pan head, cross-recessed, carb-s, cd-pltd, No. 10-32 UNF-2A X ½ in. lg, rear cable clamp attaching, MS35207-263 (96906).	D	EA	1	*	*	*	*	6-26	9
PO	5975-984-6582	STRAP: rear cable retaining, MS17821-1-0 (96906).		EA	2	*	*	*	*	6-26	10
PO	5325-682-1614	GROMMET, RUBBER: split, general purpose, rear cable assembly, MS35490-8 (96906).	B	EA	1	*	*	*	*	6-26	11
PO	2590-169-2891	CABLE ASSEMBLY: rear 11644896 (19207).	B	EA	1	*	*	*	*	6-26	12
PO	5310-761-6882	NUT, PLAIN, HEXAGON: carb-s, cd-pltd, ¼-20 UNC-2B, rear cable clamp attaching, MS51967-2 (96906).	B	EA	1	*	*	*	*	6-26	13
PO	5310-550-1130	WASHER, LOCK: flat, internal tooth, carb-s, cd-pltd, for ¼ screw size, rear cable clamp attaching, MS35333-40 (96906).	B	EA	1	*	*	*	*	6-26	14
PO	5340-106-0617	CLAMP, LOOP: rear cable assembly, 7728831 (19207).		EA	1	*	*	*	*	6-26	15
PO	5305-988-1723	SCREW, MACHINE: pan head, cross-recessed, carb-s, cd-pltd, ¼-20 UNC-2A X ½ in. lg, rear cable clamp attaching, MS35206-279 (96906).		EA	1	*	*	*	*	6-26	16
PO	9390-165-6006	SLEEVE, CHAFING: rear cable assembly, 11599001 (19207).		EA	1	*	*	*	*	6-26	17



AT 39906

Figure 6-26. Rear vehicle wiring -60 amp. system (M151A2, M718A1 and M825).

(1) SMR CODE	(2) FEDERAL STOCK NUMBER	(3) DESCRIPTION	(4) UNIT OF MEAS.	(5) QTY INC IN UNIT	(6) 15-DAY ORGANIZATIONAL MAINTENANCE ALW				(7) ILLUSTRATION	
					(a) 1-5	(b) 6-20	(c) 21-50	(d) 51-100	(a) FIGURE NO.	(b) ITEM NO.
		GROUP 0613—CHASSIS WIRING—CONTINUED								
		TRAILER RECEPTACLE AND RELATED PARTS FIG. 6-27								
PO	2590-754-4114	LEAD ASSEMBLY, ELECTRICAL: trailer receptacle coupling, 8712356 (19207).	EA	1	*	*	*	*	6-27	1
PO	9905-752-4649	BAND, MARKER: al anodized, 1 1/8 in. lg, 1/4 in. wide, 0.012 in. thk, trailer receptacle, MS39020-1 (96906).	EA	8	*	*	*	*	6-27	2
PO	6145-772-0853	WIRE, ELECTRICAL: low tension, waterproof, unshielded, No. 14 AWG, 0.160 in. dia, M13486/1-5 (81349) or 7720853 (19207).	FT	V	*	*	*	*	6-27	3
PO	1015-833-8566	SHELL, SHIELD: trailer receptacle connector, 8338566 (19207).	EA	5	*	*	*	*	6-27	4
PO	5940-057-2929	FERRULE (CONTACT), ELECTRICAL CONDUCTOR: snap type, br. sil-pltd, 15 amp, No. 14 AWG, MS27148-2 (96906).	EA	5	*	*	*	*	6-27	5
PO	5310-833-8567	WASHER, SLOTTED: receptacle connector, 8338567 (19207).	EA	5	*	*	*	*	6-27	6
PO	9905-893-3570	BAND, MARKER: al anodized, 3 in. lg, 1/2 in. wide, 0.012 in. thk, trailer receptacle, MS39020-3 (96906).	EA	1	*	*	*	*	6-27	7
PO	5925-507-6905	NUT, ELECTRICAL CONNECTOR: al, cd-pltd, 1-18 NEF-2A X 1, grommet retaining, 7723309 (19207).	EA	1	*	*	*	*	6-27	8
PO	5325-090-5426	GROMMET, RUBBER: electrical connector, twelve 0.118 in. cable holes, 1.360 in. od, 7722333 (19207).	EA	1	*	*	*	*	6-27	9
PO	5935-699-7827	RECEPTACLE, ELECTRICAL: trailer coupling, 12 contact, intervehicular, 24 volt, waterproof, MS75021-2 (96906).	EA	1	*	*	*	*	6-27	10
PO	5935-773-1428	COVER ASSEMBLY: trailer receptacle electrical connector, 7731428 (19207).	EA	1	*	*	*	*	6-27	11
PO	5310-209-0786	WASHER, LOCK: flat, external tooth, carb-s, cd-pltd, for 1/4 screw size, receptacle mounting, MS35335-33 (96906).	EA	5	*	*	*	*	6-27	12
PO	5305-988-1725	SCREW, MACHINE: pan head, cross-recessed, carb-s, cd-pltd, 1/4-20 UNC-2A X 3/4 in. lg, receptacle mounting, MS35206-281 (96906).	EA	4	*	*	*	*	6-27	13
PO	5940-705-6709	TERMINAL, LUG: wire, solderless, waterproof, rd-end tongue, cop, cd-pltd, hole for 1/4 screw, receptacle ground, 7056709 (19207).	EA	1	*	*	*	*	6-27	14
PO	5970-705-6634	SLEEVE, ELECTRICAL INSULATION: receptacle ground, 7056634 (19207).	EA	1	*	*	*	*	6-27	15
PO	5310-761-6882	NUT, PLAIN, HEXAGON: carb-s, cd-pltd, 1/4-20 UNC-2B, receptacle mounting and ground, MS51967-2 (96906).	EA	1	*	*	*	*	6-27	16
PO	9390-180-7289	ROD: trailer receptacle grommet hole plug, 8724763 (19207).	EA	3	*	*	*	*	6-27	17



AT 36552

Figure 6-27. Trailer receptacle and related parts.

(1) SMR CODE	(2) FEDERAL STOCK NUMBER	(3) DESCRIPTION REFERENCE NUMBER & MFG. CODE USABLE ON CODE	(4) UNIT OF MEAS.	(5) QTY INC IN UNIT	(6) 15-DAY ORGANIZATIONAL MAINTENANCE ALW				(7) ILLUSTRATION	
					(a) 1-5	(b) 6-20	(c) 21-50	(d) 51-100	(a) FIGURE NO.	(b) ITEM NO.
		GROUP 0700—TRANSMISSION ASSEMBLY								
		TRANSMISSION AND RELATED PARTS (FIG. 7-1)								
PO	2530-125-8721	DRUM: parking brake, 10885540 (19207) (see group 1201).	EA	1	*	*	*	*	7-1	1
PO	5310-758-4080	WASHER, FLAT: parking brake drum retaining, 7046603 (19207) (see group 1201).	EA	1	*	*	*	*	7-1	2
PO	5310-168-2941	WASHER, LOCK: parking brake drum retaining, 8754288 (19207) (see group 1201).	EA	1	*	*	*	*	7-1	3
PO	5305-709-8516	SCREW, CAP, HEXAGON HEAD: alloy-s, cd-pltd, 7 / 16-20 UNF- 2A X 1½, parking brake drum retaining, MS90727-86 (96906) (see group 1201).	EA	1	*	*	*	*	7-1	4
PO	4830-476-1028	PLUG MACHINE THREAD: transmission filler and drain plug, MS35844-5 (96906).	EA	1	*	*	*	*	7-1	5
PO	5330-834-2912	GASKET: transmission fill and drain plug, MS35769-18 (96906).	EA	2	*	*	*	*	7-1	6
PO	4730-909-8627	CLAMP: transmission shift lever boot, MS35842-13 (96906).	EA	1	*	*	*	*	7-1	7
PO	2520-678-2992	BOOT: transmission shaft lever at housing (* * parts kit 2540-887- 1343) (8754099) (19207).	EA	1	*	*	*	*	7-1	8
PO	2520-678-3008	BOOT: transmission shift lever at tunnel cover (* * parts 2540-887- 1343) (8754098) (19207).	EA	1	*	*	*	*	7-1	9
PO	5355-737-1335	KNOB GEAR SHIFT: transmission gear shift (7371335) (19207).	EA	1	*	*	*	*	7-1	10
		GROUP 0800—TRANSFER TRANSFER AND RELATED PARTS (fig. 8-1) GROUP 0801—POWER TRANSFER ASSEMBLY								
PO	4730-476-1028	PLUG MACHINE THREAD: transfer filler and drain, MS35844-5 (96906).	EA	1	*	*	*	*	8-1	1
PO	5330-834-2912	GASKET: transfer filler and drain plug, MS35769-18 (96906).	EA	1	*	*	*	*	8-1	2
		GROUP 0803—GEAR SHIFT AND CONTROLS								
PO	2520-678-2993	BOOT: transfer lever (* * parts kit 2540-887-1343) A (use with brake lever 7035426) 8754081 (19207).	EA	1	*	*	*	*	8-1	3
PO	5355-741-1761	KNOB: gear shift transfer, 7696491 (19207).	EA	1	*	*	*	*	8-1	4
PO		SHIELD, DUST: transfer and brake lever, (use with brake lever 11598960 only) 11644833 (19207) see group 1201.	EA	1	*	*	*	*	12-2	1.3

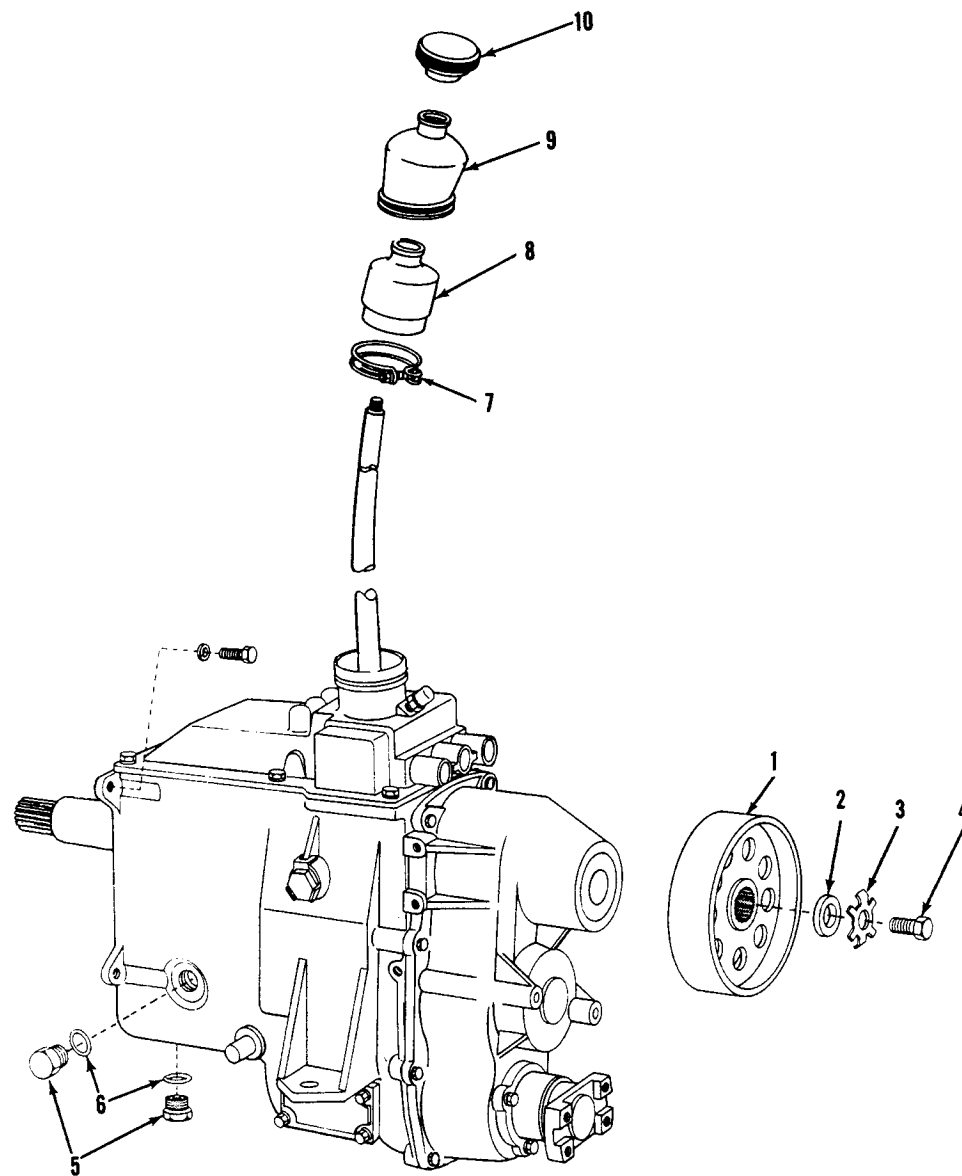
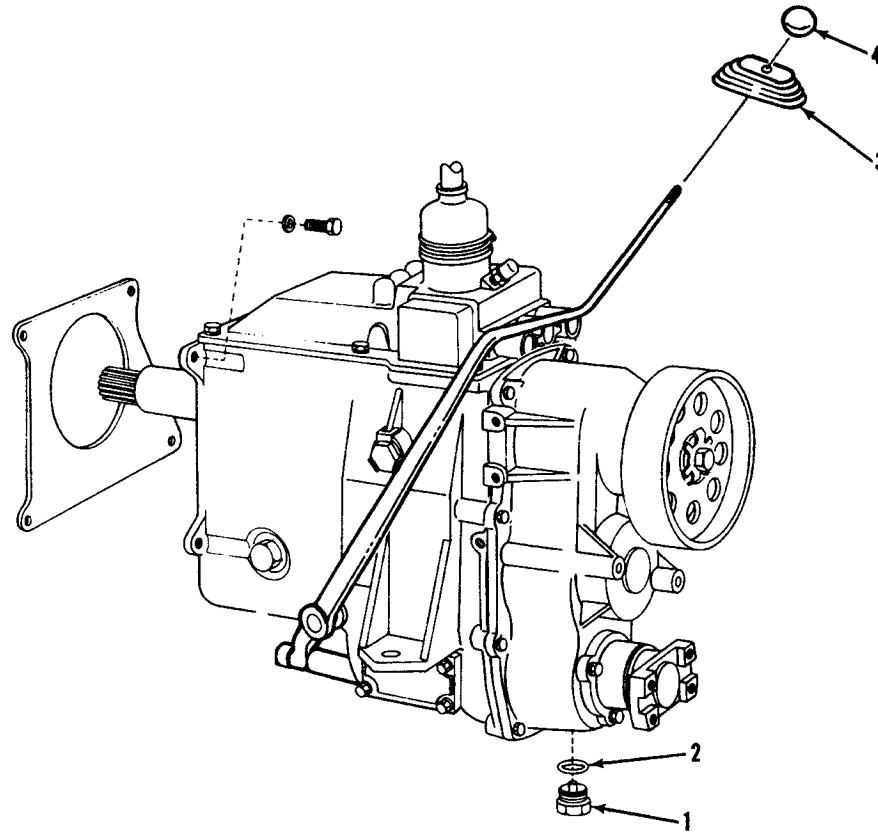


Figure 7-1. Transmission and related parts.

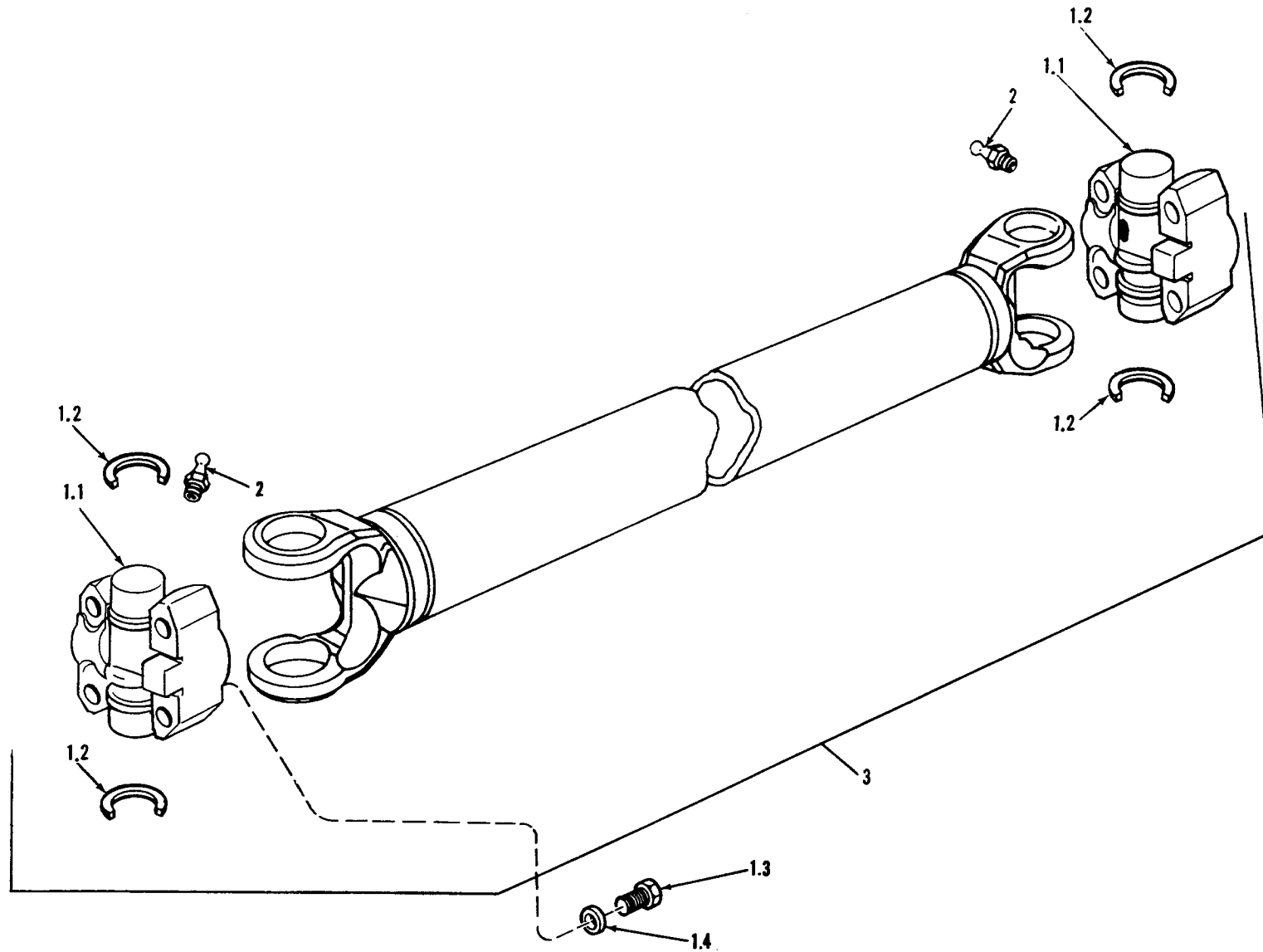
AT 40005



AT 40006

Figure 8-1. Transfer and related parts.

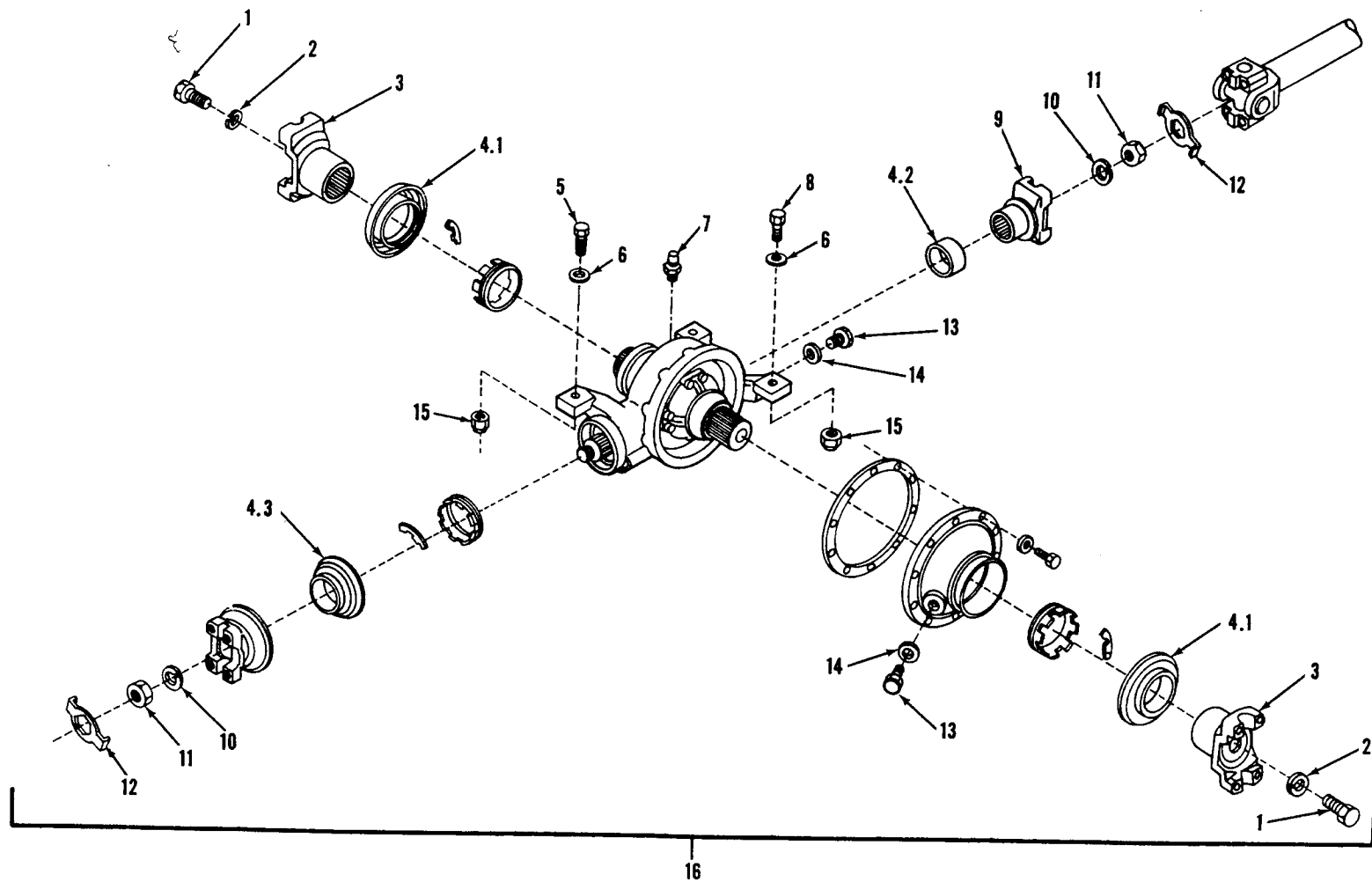
(1) SMR CODE	(2) FEDERAL STOCK NUMBER	(3) DESCRIPTION REFERENCE NUMBER & MFG. CODE USABLE ON CODE	(4) UNIT OF MEAS.	(5) QTY INC IN UNIT	(6) 15-DAY ORGANIZATIONAL MAINTENANCE ALW				(7) ILLUSTRATION		
					(a) 1-5	(b) 6-20	(c) 21-50	(d) 51-100	(a) FIGURE NO.	(b) ITEM NO.	
		GROUP 0900—PROPELLER SHAFTS VEHICLE PROPELLER SHAFTS FIG. 9-1.									
PO	2520-678-3115	PARTS KIT, UNIVERSAL JOINT: front and rear propeller shafts, 5702186 (19207). Composed of:	EA	V	*	*	*	*			
X1		1—CROSS ASSEMBLY, PROPELLER SHAFT: 11660507 (19207).							9-1	1.1	
X1		2—RING RETAINING: 11660454 (19207).							9-1	1.2	
PO	5306-225-9092	4—SCREW, CAP, HEXAGON HEAD: carb-s, cd-pltd, 5 / 16-24 UNF-2A X 1 3/8 in. lg. MS90726-37 (96906).	EA	16	*	*	*	*	9-1	1.3	
PO	5310-407-9566	4—WASHER, LOCK: split, carb-s, cd-pltd, for 5 / 16 screw size, MS35338-45 (96906).	EA	16	*	*	*	*	9-1	1.4	
PO	4730-050-4203	FITTING, LUBRICATION: straight, hyd, surface check, s, cd-plated or zn-chromate fin, 1/4-28 NF-2A male, universal joint front shaft (2), rear shaft (2), MS15001-1 (96906).	EA	4	*	*	*	*	9-1	2	
PO	2520-678-1282	SHAFT, PROPELLER: W / U joint assembly rear 7368801 (19207).	EA	1	*	*	*	*	9-1	3	
PO	2520-678-1283	SHAFT, PROPELLER: W / U joint assembly, front 7368808 (19207).	EA	1	*	*	*	*	9-1	3	



AT 40037

Figure 9-1. Vehicle propeller shafts.

(1) SMR CODE	(2) FEDERAL STOCK NUMBER	(3) DESCRIPTION REFERENCE NUMBER & MFG. CODE USABLE ON CODE	(4) UNIT OF MEAS.	(5) QTY INC IN UNIT	(6) 15-DAY ORGANIZATIONAL MAINTENANCE ALW				(7) ILLUSTRATION	
					(a) 1-5	(b) 6-20	(c) 21-50	(d) 51-100	(a) FIGURE NO.	(b) ITEM NO.
		GROUP 1000—FRONT AXLE FRONT DIFFERENTIAL ASSEMBLY (fig. 10-1). GROUP 1002—DIFFERENTIAL								
PO	5305-709-8283	SCREW, CAP, HEXAGON HEAD: alloy-s, cd-pltd, 7/16-20 UNF-2A x 7/8, universal joint flange, MS90727-84 (96906).	EA	2	*	*	*	*	10-1	1
PO	5310-209-0965	WASHER, LOCK: split, med, carb-s, cd-pltd, for 7/16 screw size, universal flange, MS35338-47 (96906).	EA	2	*	*	*	*	10-1	2
PO	2520-912-3056	FLANGE, COMPANION, UNIVERSAL JOINT: 10950772 (19207).	EA	2	*	*	*	*	10-1	3
PO	2520-887-1347	SEAL SET, PLAIN ENCASED: 5702237 (19207). Composed of:	EA	1	*	*	*	*		
PO	2520-678-1762	2—SEAL, PLAIN ENCASED: 7331280 (19207).	EA	2	*	*	*	*	10-1	4.1
PO	2520-678-1764	1—SEAL, PLAIN ENCASED: pinion shaft, 7996802 (19207).	EA	1	*	*	*	*	10-1	4.2
PO	2520-678-1765	1—SEAL, PLAIN ENCASED: 7996806 (19207).	EA	1	*	*	*	*	10-1	4.3
PO	5305-710-4207	SCREW, CAP, HEXAGON HEAD: carbon-s, cd-plated, 7/16-20 UNF-2A X 4 1/2 in. lg, differential mounting, MS90726-101 (96906).	EA	1	*	*	*	*	10-1	5
PO	5310-753-4160	WASHER, FLAT: differential mounting, 7046648 (19207).	EA	3	*	*	*	*	10-1	6
PO	2520-678-2969	VENT ASSEMBLY: differential carrier, 8359956 (19207).	EA	1	*	*	*	*	10-1	7
PO	5305-710-4202	SCREW, CAP, HEXAGON HEAD: carb-s, cd-pltd, 7/16-20 UNF-2A X 3 1/4 in. lg, differential mounting, MS90726-96 (96906).	EA	2	*	*	*	*	10-1	8
PO	2520-832-6047	FLANGE ASSEMBLY: pinion shaft roller bearing rear, 8359973 (19207).	EA	1	*	*	*	*	10-1	9
PO	5310-655-9541	WASHER, FLAT: pinion shaft flange, 8754688 (19207).	EA	2	*	*	*	*	10-1	10
PO	5310-832-6185	NUT: pinion shaft, roller bearing flange, 8754689 (19207).	EA	2	*	*	*	*	10-1	11
PO	5310-125-3911	TAB, LOCK: pinion shaft flange, 10885570 (19207).	EA	2	*	*	*	2	10-1	12
PO	4730-476-1028	PLUG, MACHINE THREAD: drain magnetic, MS35844-5 (96906).	EA	1	*	*	*	2	10-1	13
PO	5330-834-2912	GASKET: drain plug, MS35769-18 (96906).	EA	1	*	*	*	2	10-1	14
PO	5310-935-3607	NUT, SELF-LOCKING, FLANGED: carb-s, cd-pltd, 7/16-20 UNF-2B, differential mounting, MS51988-10 (96906).	EA	3		*	*	*	10-1	15
POT	2520-678-3123	DIFFERENTIAL (CARRIER), DRIVING AXLE: 7536140 (19207).	EA	1	*	*	*	*	10-1	16

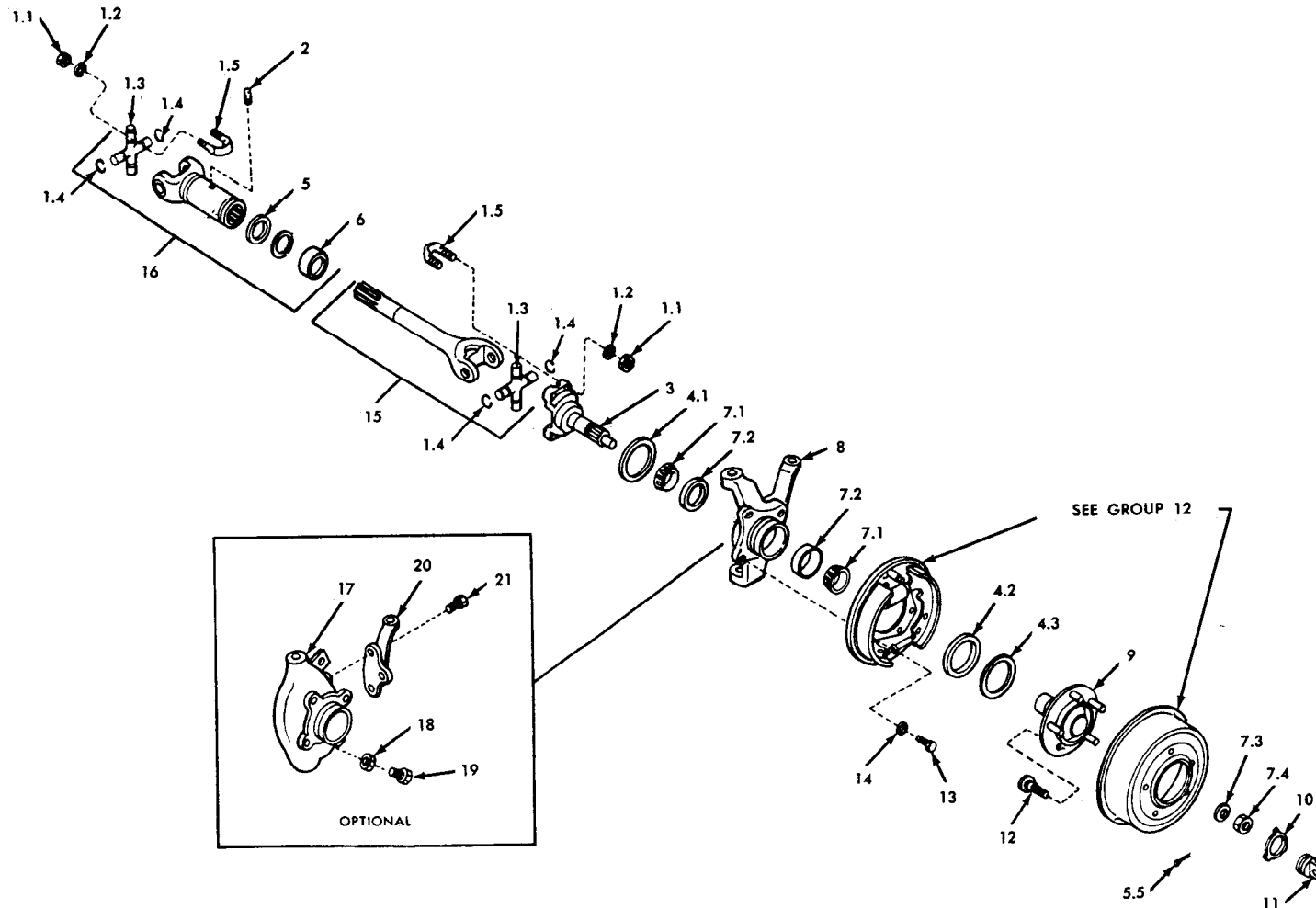


AT 40009

Figure 10-1. Front differential assembly.

(1) SMR CODE	(2) FEDERAL STOCK NUMBER	(3) DESCRIPTION REFERENCE NUMBER & MFG. CODE USABLE ON CODE	(4) UNIT OF MEAS.	(5) QTY INC IN UNIT	(6) 15-DAY ORGANIZATIONAL MAINTENANCE ALW				(7) ILLUSTRATION	
					(a) 1-5	(b) 6-20	(c) 21-50	(d) 51-100	(a) FIGURE NO.	(b) ITEM NO.
		GROUP 1004—WHEEL MECHANISM FRONT AXLE ASSEMBLY (fig. 10-2.)								
PO	2520-176-3331	PARTS KIT: universal joint wheel drive, 5703383 (19207). Composed of:	EA	V	*	*	*	*		
PO	5310-022-5853	4—NUT, PLAIN, HEXAGON: carb-s, cd or zn-pltd, 5 / 16-24 UNF-2B, MS35960-528 (96906).	EA	16	*	*	*	*	10-2	1.1
PO	5310-407-9566	4—WASHER, LOCK: carb-s, cd-pltd, 5 / 16 nom size, MS35338-45 (96906).	EA	16	*	*	*	*	10-2	1.2
X1		1—CROSS ASSEMBLY, WHEEL DRIVE SHAFT: 11660506 (19207).							10-2	1.3
X1		2—SNAP, RING: 11660454 (19207).							10-2	1.4
PO	5306-174-4312	2—BOLT-U: 5307299 (19207).	EA	8	*	*	*	*	10-2	1.5
PO	4730-050-4203	FITTING, LUBRICATION: straight, hyd, surface check, s, cd-pltd, or zn-chromate fin. ¼-28 NF-2A male, propeller shaft sleeve, MS15001-1 (96906).	EA	2	*	*	*	*	10-2	2
PO	2520-678-3109	FLANGE: wheel drive, 7340595 (19207).	EA	2	*	*	*	*	10-2	3
PO	2530-157-3335	PARTS KIT, WHEEL SPINDLE BEARING SEAL: 5703385 (19207). Composed of:	EA	V	*	*	*	*		
PO	2530-678-1759	1—SEAL, PLAIN ENCASED: 7996804 (19207).	EA	2	*	*	*	*	10-2	4.1
X1		1—RETAINER, OIL SEAL: 11660497 (19207).	EA	2					10-2	4.2
PO	2530-678-3042	1—SEAL, PLAIN ENCASED: 7996801 (19207).	EA	2	*	*	*	*	10-2	4.3
PO	5330-151-4056	SEAL: universal joint yoke, 7059815 (19207).	EA	2	*	*	*	*	10-2	5
PO	2520-769-7608	CAP: universal joint yoke, 7697608 (19207).	EA	2	*	*	*	*	10-2	6
PO	2530-887-1341	PARTS KIT, WHEEL SPINDLE BEARING: 5702247 (19207). Composed of:	EA	V	*	*	*	*		
PO	3110-727-6901	2—BEARING CONE: (7536131) (19207).	EA	4	*	*	*	*	10-2	7.1
PO	3110-678-1862	2—BEARING CUP: (7536132) (19207).	EA	4	*	*	*	*	10-2	7.2
PO	5310-655-9540	1—WASHER, FLAT: (8754440) (19207).	EA	2	*	*	*	*	10-2	7.3
X1		1—NUT, HEXAGON CASTELLATED: (7331296) (19207).							10-2	7.4
PO	5315-011-9120	1—PIN, COTTER: front wheel spindle, MS24665-287 (96906).	EA	2	*	*	*	*	10-2	7.5
PO	2530-150-7852	SUPPORT: front wheel spindle, left (machined) 8712391 (19207).	EA	1	*	*	*	*	10-2	8
PO	2530-156-9422	SUPPORT: front wheel spindle, right (machined) 8712392 (19207).	EA	1	*	*	*	*	10-2	8
PO	2530-560-3618	SPINDLE ASSEMBLY: wheel, 8712387 (19207).	A	EA	2	*	*	*	10-2	9
PO	2530-176-3337	SPINDLE ASSEMBLY, WHEEL: 11644854 (19207).	B	EA	2	*	*	*	10-2	9
PO	2590-861-9989	NUT: lifting eye, airdrop, 10885047 (19207).	EA	2	*	*	*	*	10-2	10
PO	2530-073-5364	EYE: lifting, front wheel support, 10885048 (19207).	EA	2	*	*	*	*	10-2	11
PO	5306-165-8113	BOLT, WHEEL SPINDLE: 8342318 (19207).	A	EA	10	*	*	*	10-2	12
PO	5306-177-5602	BOLT, WHEEL SPINDLE: 11630596 (19207).	B	EA	10	*	*	*	10-2	12
PO	5306-145-0616	BOLT: front wheel support, 8754698 (19207).	EA	8	*	*	*	*	10-2	13
PO	5310-209-0965	WASHER, LOCK: split med, carb-s, cd-pltd, for 7 / 16 screw size, brake assembly to support, MS3533847 (96906).	EA	8	*	*	*	*	10-2	14

(1) SMR CODE	(2) FEDERAL STOCK NUMBER	(3) DESCRIPTION REFERENCE NUMBER & MFG. CODE USABLE ON CODE	(4) UNIT OF MEAS.	(5) QTY INC IN UNIT	(6) 15-DAY ORGANIZATIONAL MAINTENANCE ALW				(7) ILLUSTRATION	
					(a) 1-5	(b) 6-20	(c) 21-50	(d) 51-100	(a) FIGURE NO.	(b) ITEM NO.
		GROUP 1004—WHEEL MECHANISM—CONTINUED FRONT AXLE ASSEMBLY (fig. 10-2.)—Continued								
PO	2520-176-3334	SHAFT PROPELLER: with universal joint, wheel drive front, 11660458 (19207).	EA	2	*	*	*	*	10-2	15
PO	2520-176-3333	YOKE, UNIVERSAL JOINT: front, 11660455 (19207).	EA	2	*	*	*	*	10-2	16
PO	2530-177-8287	SUPPORT ASSEMBLY, FRONT WHEEL, LEFT: (casting), 8754861 (19207).	EA	1	*	*	*	*	10-2	17
PO	2530-150-7855	SUPPORT ASSEMBLY, FRONT WHEEL, RIGHT: (casting), 8754862 (19207).	EA	1	*	*	*	*	10-2	17
PO	5310-891-1711	NUT, PLAIN, HEXAGON (JAM): carb-s, cd-pltd, 7 / 16-14 UNC-2B, steering arm stop, MS35691-25 (96906).	EA	2	*	*	*	*	10-2	18
PO	5305-045-1988	SCREW, CAP, HEXAGON HEAD: carb-s, cd-pltd, 7 / 16-13 UNC-2A x 1 1/4 steering arm stop, MS90725-87 (96906).	EA	2	*	*	*	*	10-2	19
PO	2530-678-1296	ARM: steering spindle, left (used with support 2530-177-8287 only) 8754481 (19207).	EA	1	*	*	*	*	10-2	20
PO	2530-678-1297	ARM: steering spindle, right (used with support 2530-150-7855 only) 8754482 (19207).	EA	1	*	*	*	*	10-2	20
PO	5306-816-5991	BOLT, SELF-LOCKING, HEXAGON HEAD: carb-s, cd-pltd, Grade 8, 7 / 16-20 UNF-2A, 1 in. lg, to attach steering arm, (used with supports 2530-177-8287 and 2530-150-7855 only) MS35764-1048 (96906).	EA	6	*	*	*	*	10-2	21



AT 40056

Figure 10-2. Front axle assembly.

(1) SMR CODE	(2) FEDERAL STOCK NUMBER	(3) DESCRIPTION REFERENCE NUMBER & MFG. CODE USABLE ON CODE	(4) UNIT OF MEAS.	(5) QTY INC IN UNIT	(6) 15-DAY ORGANIZATIONAL MAINTENANCE ALW				(7) ILLUSTRATION	
					(a) 1-5	(b) 6-20	(c) 21-50	(d) 51-100	(a) FIGURE NO.	(b) ITEM NO.
		GROUP 1100—REAR AXLE REAR DIFFERENTIAL ASSEMBLY (fig. 11-1.) GROUP 1102—DIFFERENTIAL								
PO	5305-709-8283	SCREW, CAP, HEXAGON HEAD: alloy-s, cd-pltd, 7/16-20 UNF-2A x 7/8, universal joint flange, MS90727-84 (96906).	EA	2	*	*	*	*	11-1	1
PO	5310-209-0965	WASHER, LOCK: split, med, carb-s, cd-pltd, for 7/16 screw size, "U" - joint flange, MS35338-47 (96906).	EA	2	*	*	*	*	11-1	2
PO	2520-912-3056	FLANGE, COMPANION: universal joint, 10950772 (19207).	EA	2	*	*	*	*	11-1	3
PO	2520-887-1347	SEAL SET, DIFFERENTIAL: 5702237 (19207). Composed of:	EA	1	*	*	*	*		
PO	2520-678-1762	2—SEAL, PLAIN, ENCASED: 7331280 (19207).	EA	2	*	*	*	*	11-1	4.1
PO	2520-678-1764	1—SEAL, PLAIN, ENCASED: 7996802 (19207).	EA	*	*	*	*	*	11-1	4.2
PO	2520-678-1765	1—SEAL, PLAIN, ENCASED: 7996806 (19207).	EA	1	*	*	*	*	11-1	4.3
PO	5305-710-4195	SCREW, CAP, HEXAGON HEAD: carb-s, cd-pltd, 7/16-20 UNF-2A x 1 3/4 in. lg, differential mounting, MS90726-90 (96906).	EA	3	*	*	*	*	11-1	5
PO	2520-678-2969	VENT ASSEMBLY: differential carrier, 8359956 (19207).	EA	1	*	*	*	*	11-1	6
PO	2520-832-6047	FLANGE ASSEMBLY: pinion shaft roller bearing rear, 8359973 (19207).	EA	1	*	*	*	*	11-1	7
PO	5310-655-9541	WASHER, FLAT: pinion shaft flange, 8754688 (19207).	EA	2	*	*	*	*	11-1	8
PO	5310-832-6185	NUT: pinion shaft, roller bearing flange, 8754689 (19207).	EA	2	*	*	*	*	11-1	9
PO	5310-125-3911	TAB, LOCK: pinion shaft flange, 10885570 (19207).	EA	2	*	*	*	*	11-1	10
PO	4730-476-1028	PLUG, MACHINED THREAD: drain magnetic, MS35844-5 (96906).	EA	1	*	*	*	2	11-1	11
PO	5330-834-2912	GASKET: differential drain and fill plug, MS35769-18 (96906).	EA	2	*	*	*	*	11-1	12
POT	2520-678-3123	DIFFERENTIAL (CARRIER), DRIVING AXLE: 7536140 (19207).	EA	1	*	*	*	*	11-1	13

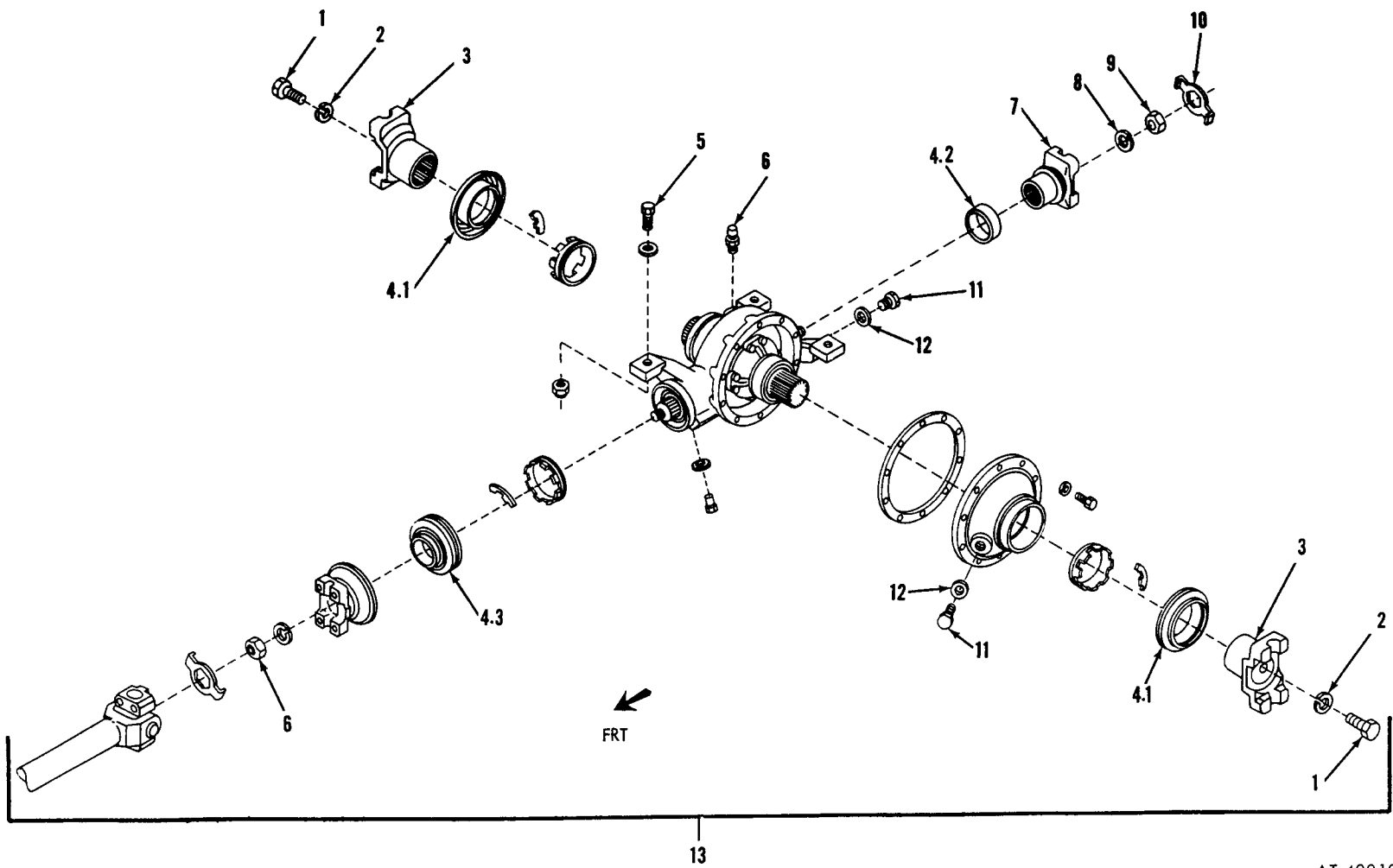
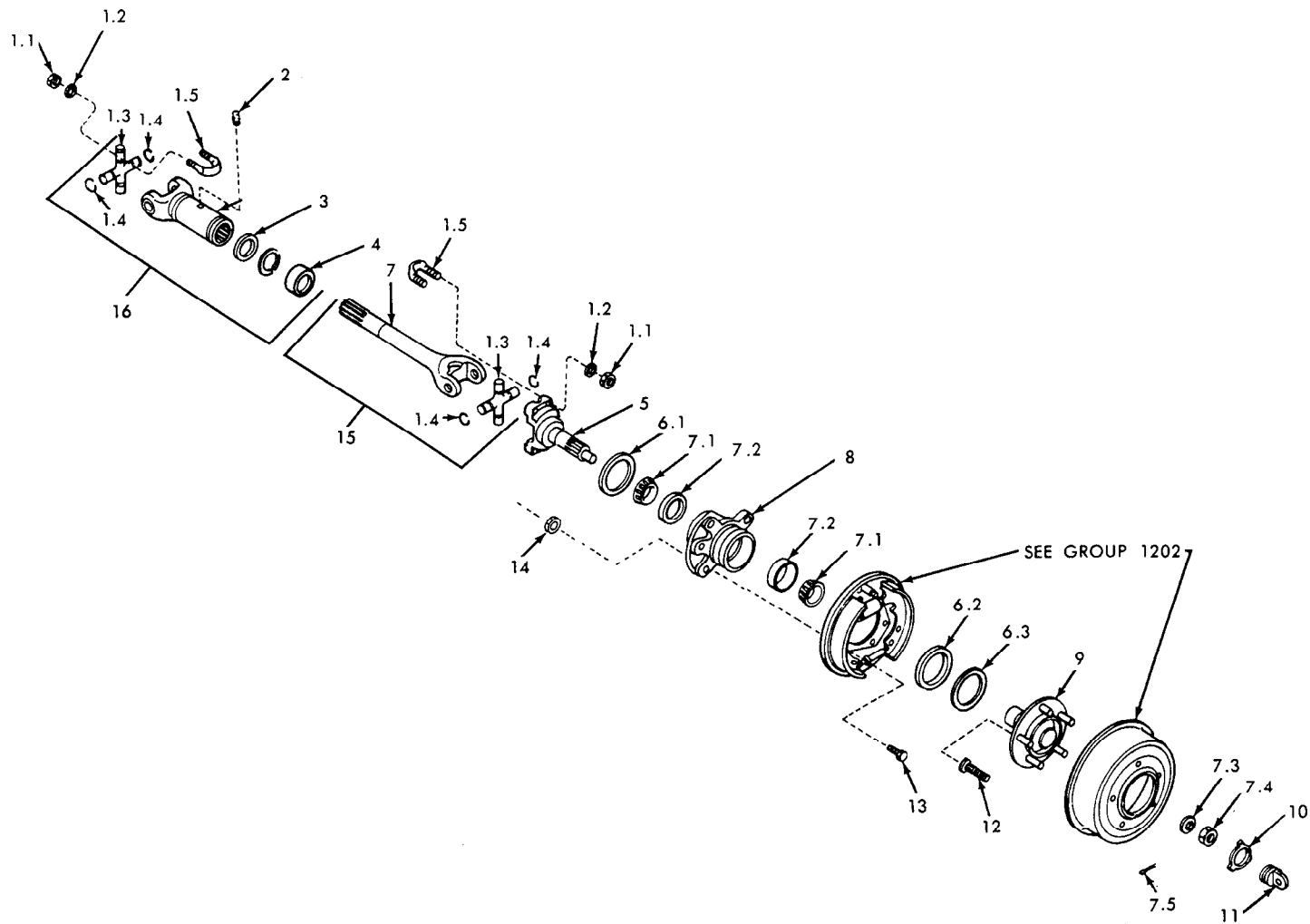


Figure 11-1. Rear differential assembly.

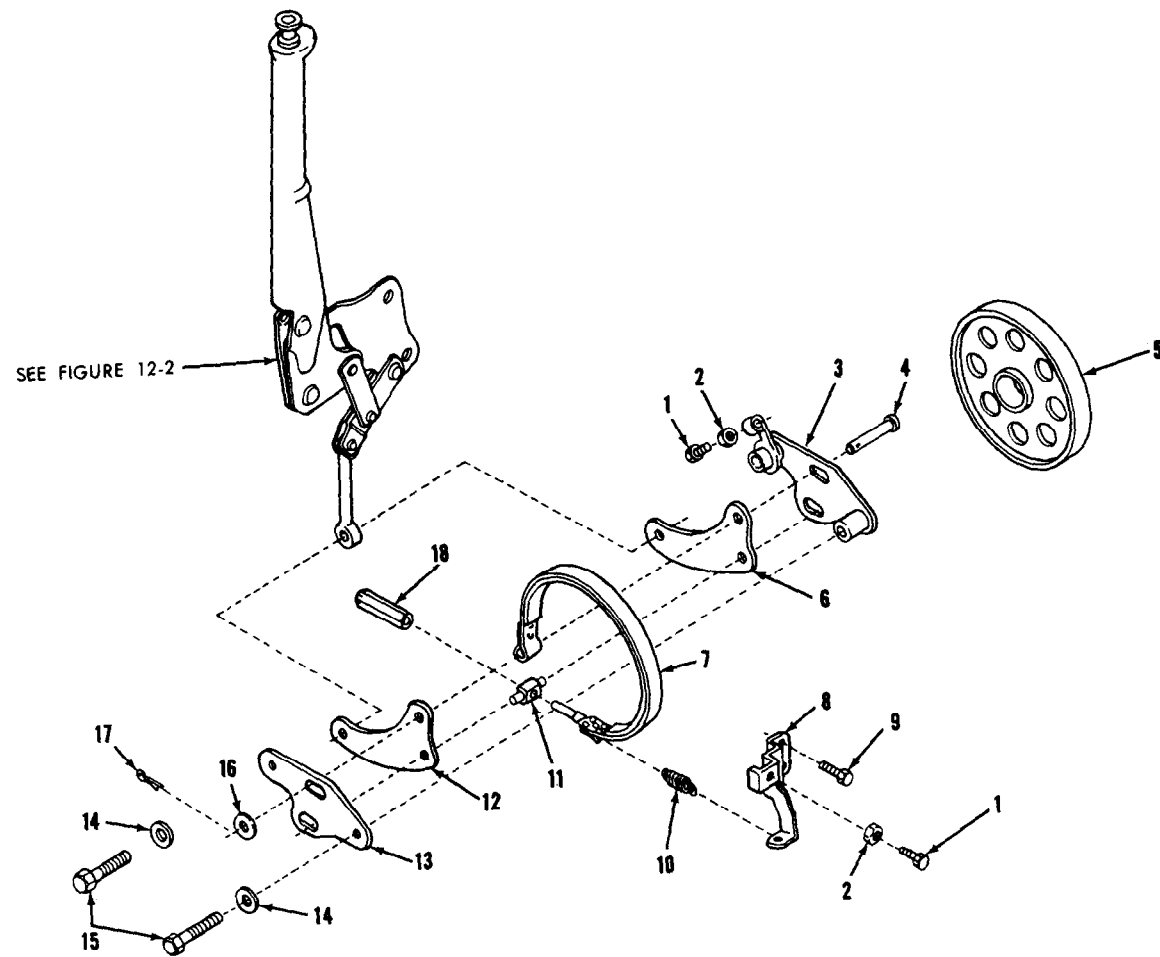
(1) SMR CODE	(2) FEDERAL STOCK NUMBER	(3) DESCRIPTION REFERENCE NUMBER & MFG. CODE USABLE ON CODE	(4) UNIT OF MEAS.	(5) QTY INC IN UNIT	(6) 15-DAY ORGANIZATIONAL MAINTENANCE ALLOW				(7) ILLUSTRATION	
					(a) 1-5	(b) 6-20	(c) 21-50	(d) 51-100	(a) FIGURE NO.	(b) ITEM NO.
		GROUP 1104—WHEEL MECHANISM REAR AXLE ASSEMBLY FIG. 11-2.								
PO	2520-176-3331	PARTS KIT: universal joint wheel drive 5703383 (19207).	EA	V	*	*	*	*		
		Composed of:								
PO	5310-022-5853	4—NUT, PLAIN, HEXAGON: carb-s, cd or zn-pltd, 5/16-24 UNF-2B, MS35960-528 (96906).	EA	16	*	*	*	*	11-2	1.1
PO	5310-407-9566	4—WASHER, LOCK: carb-s, cd-pltd, 5/16 nom. size, MS35338-45 (96906).	EA	16	*	*	*	*	11-2	1.2
X1		1—CROSS ASSEMBLY, WHEEL DRIVE SHAFT: 11660506 (19207).							11-2	1.3
X1		2—RING, SNAP: 11660454 (19207).							11-2	1.4
PO	5306-174-4312	2—BOLT-U: 5307299 (19207).	EA	8	*	*	*	*	11-2	1.5
PO	4730-050-4203	FITTING, LUBRICATION: straight, hyd, surface check, s, cd-pltd, or zn-chromate fin. 1/4-28 UNF-2A, male, propeller shaft sleeve, MS15001-1 (96906).	EA	2	*	*	*	*	11-2	2
PO	5330-151-4056	SEAL: universal joint yoke, 7059815 (19207).	EA	2	*	*	*	*	11-2	3
PO	2520-769-7608	CAP: universal joint yoke, 7697608 (19207).	EA	2	*	*	*	*	11-2	4
PO	2520-678-3109	FLANGE: wheel drive, 7370695 (19207).	EA	2	*	*	*	*	11-2	5
PO	2530-157-3335	PARTS KIT, WHEEL SPINDLE BEARING SEAL: 5703385 (19207).	EA	V	*	*	*	*		
		Composed of:								
PO	2530-678-1759	1—SEAL, SEAL ASSEMBLY: 7996804 (19207).	EA	2	*	*	*	*	11-2	6.1
X1		1—RETAINER, OIL SEAL: 11660497 (19207).							11-2	6.2
PO	2530-678-3042	1—SEAL, SEAL ASSEMBLY: 7996801 (19207).	EA	2	*	*	*	*	11-2	6.3
PO	2530-887-1341	PARTS KIT, WHEEL SPINDLE: 5702247 (19207).	EA	2	*	*	*	*		
		Composed of:								
PO	3110-727-6901	2—BEARING CONE: 7536131 (19207).	EA	4	*	*	*	*	11-2	7.1
PO	3110-678-1862	2—CUP BEARING: 7536132 (19207).	EA	4	*	*	*	*	11-2	7.2
PO		1—WASHER, FLAT: 8754440 (19207).	EA	2	*	*	*	*	11-2	7.3
X1		1—NUT HEXAGON CASTELLATED: 7331296 (19207).							11-2	7.4
PO	5315-011-9120	1—PIN, COTTER: rear wheel spindle, MS24665-287 (96906).	EA	2	*	*	*	*	11-2	7.5
PO	2530-792-8639	SUPPORT: rear wheel, 10885113 (19207).	EA	2	*	*	*	*	11-2	8
PO	2530-176-3337	SPINDLE ASSEMBLY, WHEEL: 11644854 (19207).	B	EA	2	*	*	*	11-2	9
PO	2530-560-3618	SPINDLE ASSEMBLY: wheel, 8712387 (19207).	A	EA	2	*	*	*	11-2	9
PO	2590-861-9989	NUT: lifting eye, airdrop, 10885047 (19207).	EA	2	*	*	*	*	11-2	10
PO	2530-073-5364	EYE: lifting, front wheel support, 10885048 (19207).	EA	2	*	*	*	*	11-2	11
PO	5306-165-8113	BOLT, WHEEL SPINDLE: 8342318 (19207).	A	EA	10	*	*	*	11-2	12
PO	5306-177-5602	BOLT, WHEEL SPINDLE: 11630596 (19207).	B	EA	10	*	*	*	11-2	12
PO	5306-181-0933	BOLT: rear wheel brake backing plate, 10885112 (19207).	EA	12	*	*	*	*	11-2	13
PO	5310-935-3607	NUT, SELF LOCKING, FLANGED: carb-s, cd-pltd, 7/16-20 UNF, rear wheel brake backing plate, MS51988-10 (96906).	EA	12	*	*	*	*	11-2	14
PO	2520-176-3334	SHAFT PROPELLER: with universal joint, wheel drive, 11660458 (19207)	EA	2	*	*	*	*	11-2	15
PO	2520-176-3333	YOKE, UNIVERSAL JOINT: 11660455 (19207).	EA	2	*	*	*	*	11-2	16



AT 40035

Figure 11-2. Wheel mechanism rear axle assembly.

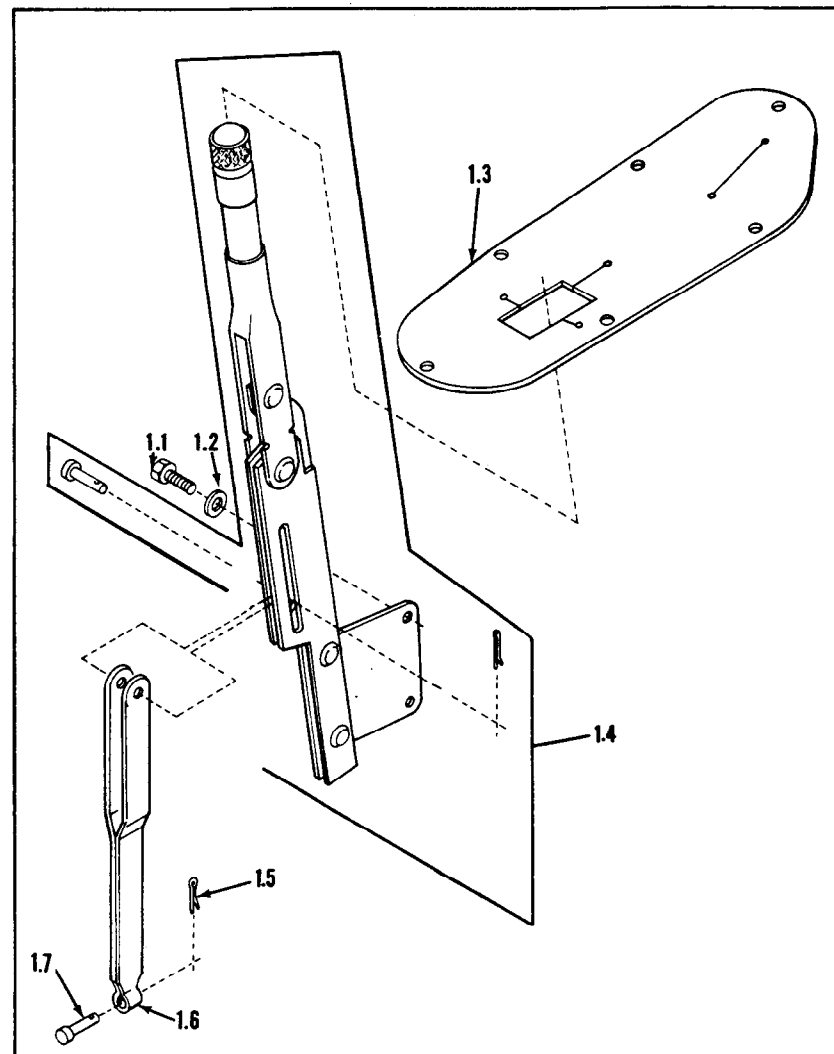
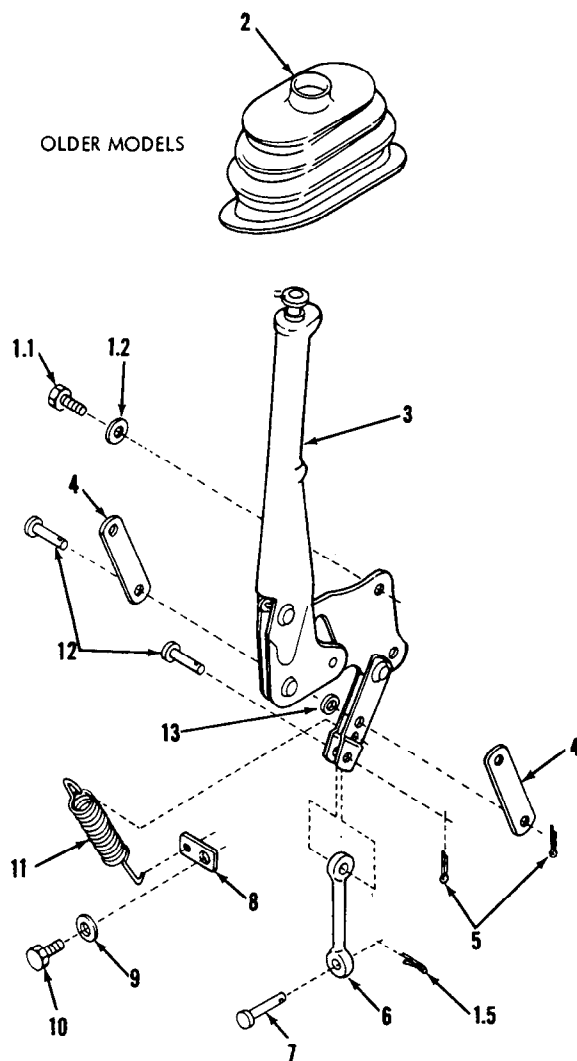
(1) SMR CODE	(2) FEDERAL STOCK NUMBER	(3) DESCRIPTION REFERENCE NUMBER & MFG. CODE USABLE ON CODE	(4) UNIT OF MEAS.	(5) QTY INC IN UNIT	(6) 15-DAY ORGANIZATIONAL MAINTENANCE ALW				(7) ILLUSTRATION	
					(a) 1-5	(b) 6-20	(c) 21-50	(d) 51-100	(a) FIGURE NO.	(b) ITEM NO.
		GROUP 1200—BRAKES—HAND BRAKE ASSEMBLY FIG. 12-1 GROUP 1201—HAND BRAKES								
PO	5305-267-8974	SCREW CAP, HEXAGON HEAD: alloy-s, cd-pltd, 1/4-28 UNF-2B parking brake adjusting spring, MS90726-8 (96906).	EA	2	*	*	*	*	12-1	1
PO	5310-971-7989	NUT, PLAIN HEXAGON: carb-s, cd or an-pltd, 1/4-28 UNF-2B, parking brake adjusting spring, MS35691-5 (96906).	EA	2	*	*	*	*	12-1	2
PO	2530-150-7916	SUPPORT: hand brake 8754279 (19207).	EA	1	*	*	*	*	12-1	3
PO	5315-832-6145	PIN STRAIGHT, HEADED: clevis parking brake actuating lever, 8754278 (19207).	EA	1	*	*	*	*	12-1	4
PO	2530-125-8721	DRUM: 10885540 (19207).	EA	1	*	*	*	*	12-1	5
PO	2530-678-1285	LEVER: parking brake, front 8754275 (19207).	EA	1	*	*	*	*	12-1	6
PO	2530-678-1284	BAND ASSEMBLY: parking brake, 8754237 (19207).	EA	1	*	*	*	*	12-1	7
PO	2530-136-1185	SUPPORT: hand brake band, 8754267 (19207).	EA	1	*	*	*	*	12-1	8
PO	5306-019-1676	BOLT ASSEMBLED WASHER: parking brake support, 191676 (21450).	EA	2	*	*	*	*	12-1	9
PO	2530-678-3105	SPRING, HELICAL EXTENSION: adjusting, parking brake, 8754285 (19207).	EA	1	*	*	*	*	12-1	10
PO	2530-177-7980	TRUNNION: handbrake, 8754277 (19207).	EA	1	*	*	*	*	12-1	11
PO	2530-150-7915	LEVER: parking brake band, right, 8754276 (19207).	EA	1	*	*	*	*	12-1	12
PO	2530-150-7853	SUPPORT: parking brake band, 8754354 (19207).	EA	1	*	*	*	*	12-1	13
PO	5310-685-3228	WASHER, LOCK: flat, internal tooth, carb-s, cd-pltd, for 7/16 screw size to attach parking brake support, MS35333-43.	EA	2	*	*	*	*	12-1	14
PO	5306-481-9487	BOLT, MACHINE: parking brake lever support, 8754281 (19207).	EA	2	*	*	*	*	12-1	15
PO	5310-080-6004	WASHER, FLAT: round, s, cd-pltd, for 3/8 screw size, clevis pin parking brake, MS27183-14 (96906).	EA	1	*	*	*	*	12-1	16
PO	5315-839-5821	PIN, COTTER: clevis pin parking brake, MS24665-351 (96906).	EA	1	*	*	*	*	12-1	17
PO	2530-678-3053	NUT: hand brake band, 8754282 (19207).	EA	1	*	*	*	*	12-1	18
PO	5310-758-4080	WASHER, FLAT: parking brake drum retaining, 7046603 (19207).	EA	1	*	*	*	*	7-1	2
PO	5310-168-2941	WASHER, LOCK: parking brake, drum retaining, 8754288 (19207).	EA	1	*	*	*	*	7-1	3
PO	5305-709-8516	SCREW, CAP, HEXAGON HEAD: alloy-s, cd-pltd, 7/16-20 UNF-2A X 1 1/8, parking brake drum retaining, MS90727-86 (96906).	EA	1	*	*	*	*	7-1	4



AT 39980

Figure 12-1. Handbrake assembly.

(1) SMR CODE	(2) FEDERAL STOCK NUMBER	(3) DESCRIPTION REFERENCE NUMBER & MFG. CODE USABLE ON CODE	(4) UNIT OF MEAS.	(5) QTY INC IN UNIT	(6) 15-DAY ORGANIZATIONAL MAINTENANCE ALW				(7) ILLUSTRATION	
					(a) 1-5	(b) 6-20	(c) 21-50	(d) 51-100	(a) FIGURE NO.	(b) ITEM NO.
		GROUP 1201—HAND BRAKES—CONTINUED								
		HANDBRAKE LEVER FIG. 12-2.								
PO	2530-832-6053	PARTS KIT, PARKING BRAKE: 5703312 (19207).	EA	1	*	*	*	*		
		Composed of:								
PO	5305-269-3210	2—SCREW: MS90725-59 (96906).	EA	2	*	*	*	*	12-2	1.1
PO		1—SHIELD, DUST, CONTROL LEVERS: (used with lever assy. 11598960 only) 11644833 (19207).	EA	1	*	*	*	*	12-2	1.3
PO	2530-463-3840	1—LEVER ASSEMBLY: 11598960 (19207).	EA	1	*	*	*	*	12-2	1.4
PO	5315-839-2326	2—COTTER PIN: MS24665-281 (96906).	EA	2	*	*	*	*	12-2	1.5
X1		1—LINK: 11598973 (19207).							12-2	1.6
PO		1—PIN, CLEVIS: MS35810-3 (96906).	EA	1	*	*	*	*	12-2	1.7
PO	5310-637-9541	2—WASHERS: MS35338-46 (96906).	EA	2	*	*	*	*	12-2	1.2
PO	2530-678-2981	BOOT: (** parts kit 2540-889-1343) 8754289 (19207).	A	EA	1	*	*	*	12-2	2
PO	2530-678-1789	HANDLE ASSEMBLY: handbrake, 7035426 (19207).	A	EA	1	*	*	*	12-2	3
PO	2530-177-7983	LINK: parking brake handle assembly to rod, 8754272 (19207).	A	EA	2	*	*	*	12-2	4
PO	5315-187-9538	PIN, COTTER: to attach link (2), handle assembly to rod, (1), MS24665-349 (96906).	A	EA	3	*	*	*	12-2	5
PO	2530-177-9293	ROD: handle assembly to parking brake band, 8754274 (19207).	A	EA	1	*	*	*	12-2	6
PO	5315-054-4190	PIN, STRAIGHT HEADED: parking brake lever rod lower, 544190 (21450).	EA	1	*	*	*	*	12-2	7
PO	2530-150-7834	PLATE: parking brake spring anchor, 10921897. (19207).	A	EA	1	*	*	*	12-2	8
PO	5310-627-6128	WASHER, LOCK: flat, external tooth, carb-s, cd-pltd, for 3/8 screw size, spring retainer, MS35335-35 (96906).	A	EA	1	*	*	*	12-2	9
PO	5305-269-3211	SCREW, CAP, HEXAGON HEAD: parking brake spring plate attaching, MS90725-60 (96906).	A	EA	1	*	*	*	12-2	10
PO	2530-973-3187	SPRING, HELICAL, EXTENSION: park brake release, 10921895 (19207)	A	EA	1	*	*	*	12-2	11
PO	5315-238-5663	PIN, CLEVIS: parking brake handle linkage, 7368813 (19207).	A	EA	3	*	*	*	12-2	12
PO	5365-417-2855	WASHER: parking brake link, 8754273 (19207).	A	EA	1	*	*	*	12-2	13



AT 39979

Figure 12-2. Handbrake lever.

(1) SMR CODE	(2) FEDERAL STOCK NUMBER	(3) DESCRIPTION REFERENCE NUMBER & MFG. CODE USABLE ON CODE	(4) UNIT OF MEAS.	(5) QTY INC IN UNIT	(6) 15-DAY ORGANIZATIONAL MAINTENANCE ALW				(7) ILLUSTRATION	
					(a) 1-5	(b) 6-20	(c) 21-50	(d) 51-100	(a) FIGURE NO.	(b) ITEM NO.
		GROUP 1202—SERVICE BRAKES BRAKE SHOES AND DRUM FIG. 12-3.								
PO	2530-135-8973	ANCHOR: wheel brake shoe holddown, 7025882 (19207).	EA	8	*	*	*	*	12-3	1
PO	2530-700-1423	COVER PLATE, ACCESS: adjusting hole brake, 7001423 (19207).	EA	8	*	*	*	*	12-3	2
PO	2530-176-3287	BRAKE SHOE: w/ lining assembly, 11660466 (19207).	EA	8	*	*	*	*	12-3	3
PO	2530-887-1342	SPRING SET, HELICAL EXTENSION: brake shoe, 5702244 (19207).	EA	V	*	*	*	*		
		Composed of:								
X1		2—SPRING, HELICAL, EXTENSION: 7025883.							12-3	4.1
X1		2—SPRING, HELICAL, EXTENSION: 7025881.							12-3	4.2
X1		1—SPRING, RETURN: 5303469.							12-3	4.3
PO	2530-560-3618	SPINDLE ASSEMBLY: (see figure 10-2 for front axle and figure 11-2 for rear axle applications) 8712387 (19207). A	EA	4	*	*	*	*	12-3	5
PO	2530-176-3337	SPINDLE ASSEMBLY: (see figure 10-2 for front axle and figure 11-2 for rear axle applications) 11644854 (19207). B	EA	4	*	*	*	*	12-3	5
POR	2530-678-3075	DRUM, BRAKE: service brakes, 7025887 (19207).	EA	4	*	*	*	*	12-3	6
PO	2530-678-6119	SCREW ASSEMBLY, BRAKE SHOE ADJUSTING: 7025878 (19207).	EA	4	*	*	*	*	12-3	7

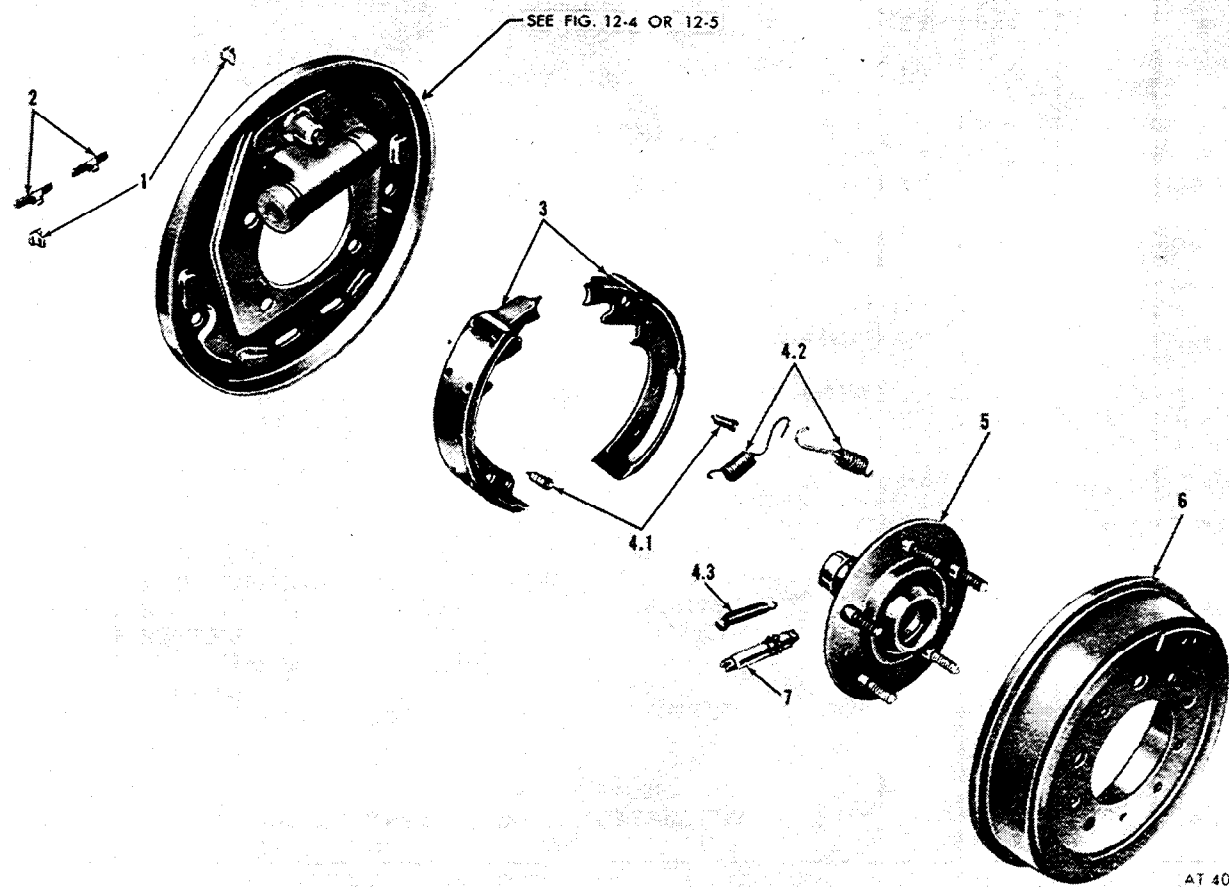
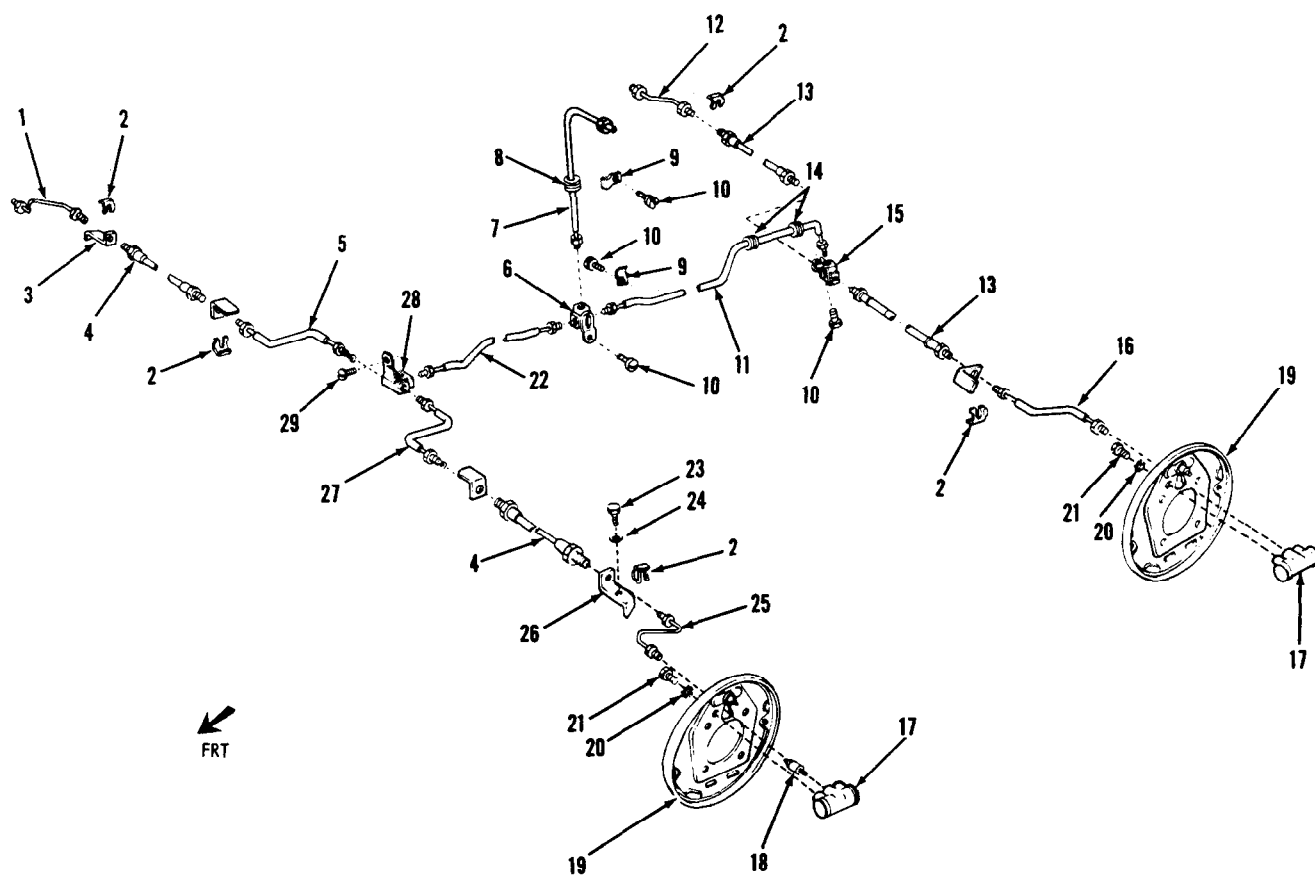


Figure 12-3. Brake shoes and drum.

(1) SMR CODE	(2) FEDERAL STOCK NUMBER	(3) DESCRIPTION REFERENCE NUMBER & MFG. CODE USABLE ON CODE	(4) UNIT OF MEAS.	(5) QTY INC IN UNIT	(6) 15-DAY ORGANIZATIONAL MAINTENANCE ALW				(7) ILLUSTRATION	
					(a) 1-5	(b) 6-20	(c) 21-50	(d) 51-100	(a) FIGURE NO.	(b) ITEM NO.
		GROUP 1204—HYDRAULIC BRAKE SYSTEM BRAKE LINES AND WHEEL CYLINDERS (M151, M151A1, M151A1C and M718) FIG. 12-4.								
MFO		TUBE ASSEMBLY, METAL: front brake, right hand outer, 8712396 (19207).	EA	1					12-4	1
PO	2530-678-1753	CLIP: brake line, 7331407 (19207).	EA	6	*	*	*	*	12-4	2
X20		BRACKET: Brake hose, front right, 8712394 (19207).	EA	1	*	*	*	*	12-4	3
PO	2530-678-3101	HOSE ASSEMBLY, RUBBER: front brake, 7059147 (19207).	EA	2	*	*	*	*	12-4	4
MFO		TUBE ASSEMBLY, METAL: front brake, right hand inner, 11630516.	EA	1					12-4	5
PO	4730-678-1879	CONNECTOR, MULTIPLE, FLUID PRESSURE LINE: intermediate brake tube, 7345125 (19207).	A EA	1	*	*	*	*	12-4	6
MFO		TUBE ASSEMBLY, METAL: brake master cylinder outlet, 7345124 (19207).	A EA	1					12-4	7
PO	5325-832-7445	GROMMET: rubber 5 / 16 in, ID ¾ in. dia. X 1 / 16 in. wd, mtg. groove, master cylinder outlet tube, 11598976 (19207).	A EA	1	*	*	*	*	12-4	8
PO	5340-421-7289	CLIP: assembly brake line, 8754269 (19207).	EA	2	*	*	*	*	12-4	9
PO	5305-042-4635	SCREW ASSEMBLED WASHER: ¼-28 X .50 pan head (brake tube connector mounting 424635 (21450).	EA	4	*	*	*	*	12-4	10
MFO		TUBE ASSEMBLY METAL: rear brake, intermediate, 10939513 (19207).	EA	1					12-4	11
MFO		TUBE ASSEMBLY, METAL: rear brake, right hand, 7345139, (19207).	EA	1					12-4	12
PO	2530-678-3102	HOSE ASSEMBLY, RUBBER: rear brake, 8359976 (19207).	EA	1	*	*	*	*	12-4	13
PO	5325-754-2240	GROMMET: MS35490-11 (96906).	A EA	2	*	*	*	*	12-4	14
PO	4730-678-1880	CONNECTOR, MULTIPLE, FLUID PRESSURE LINE: rear brake tube, 10939512 (19207).	A EA	1	*	*	*	*	12-4	15
MFO		TUBE ASSEMBLY, METAL: rear brake, left hand 7345138 (19207).	A EA	1					12-4	16
POR	2530-918-0602	CYLINDER ASSEMBLY HYDRAULIC BRAKE WHEEL: wheel brake assembly, 7324407 (19207).	A EA	4	*	*	*	*	12-4	17
PO	2530-769-7462	VALVE, HYDRAULIC, BLEEDER: wheel cylinder, 7697462 (19207).	EA	4	*	*	*	*	12-4	18
PO	2530-135-8975	PLATE ASSEMBLY: brake backing, 10885144 (19207).	EA	4	*	*	*	*	12-4	19
PO	5310-209-0786	WASHER, LOCK: flat, external tooth, carb-s, cd-pltd, for ¼ screw size wheel cylinder attaching, MS35335-33 (96906).	EA	8	*	*	*	*	12-4	20
PO	5305-068-7837	SCREW, CAP, HEXAGON HEAD: wheel cylinder attaching, MS90728-5 (96906).	EA	8	*	*	*	*	12-4	21
MFO		TUBE ASSEMBLY, METAL: front brake, intermediate, 11630485 (19207)	A EA	1					12-4	22
PO	5305-267-8973	SCREW, HEXAGON HEAD: brake hose bracket, front MS90726-4 (96906).	EA	2	*	*	*	*	12-4	23

(1) SMR CODE	(2) FEDERAL STOCK NUMBER	(3) DESCRIPTION		(4) UNIT OF MEAS.	(5) QTY INC IN UNIT	(6) 15-DAY ORGANIZATIONAL MAINTENANCE ALW				(7) ILLUSTRATION	
						(a) 1-5	(b) 6-20	(c) 21-50	(d) 51-100	(a) FIGURE NO.	(b) ITEM NO.
		REFERENCE NUMBER & MFG. CODE	USABLE ON CODE								
		GROUP 1204—CONTINUED BRAKE LINES AND WHEEL CYLINDERS (M151, M151A1, M151A1C AND M718) FIG. 12-4—Continued									
PO	5310-582-5965	WASHER, LOCK: split, med, car-s, cd-pltd, for ¼ screw size, brake hose bracket screw, front, MS35338-44 (96906).		EA	2	*	*	*	*	12-4	24
MFO		TUBE ASSEMBLY, METAL: front brake, left hand outer, 8712395 (19207).		EA	1					12-4	25
X2O		BRACKET: 8712393 (19207).		EA	1	*	*	*	*	12-4	26
MFO		TUBE ASSEMBLY, METAL: front brake, left hand inner, 11630515 (19207).		EA	1					12-4	27
X2O	5305-042-4633	JUNCTION: 11630514 (19207).		EA	1	*	*	*	*	12-4	28
PO		SCREW AND WASHER ASSEMBLY: 424633 (21450).									

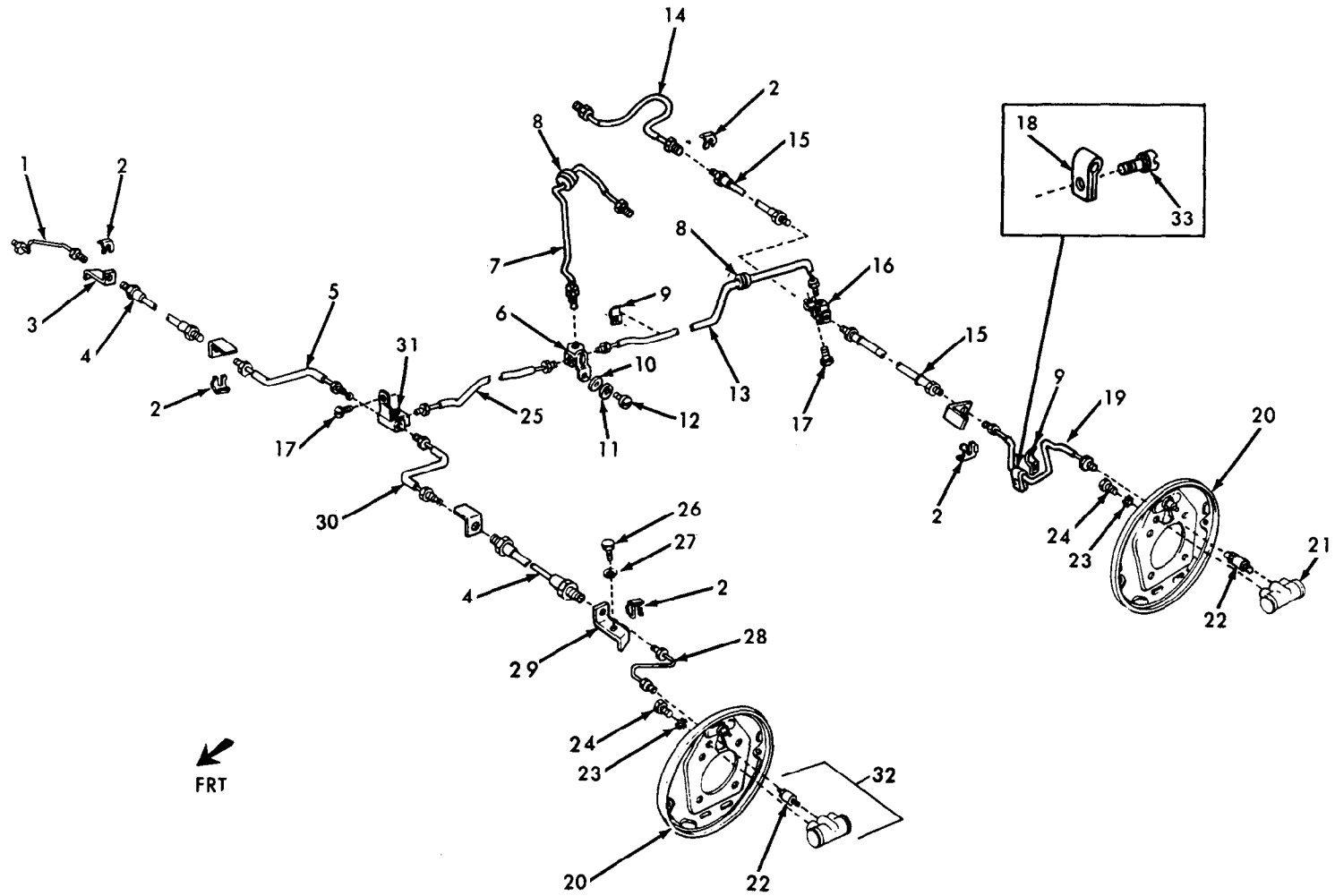


AT 39977

Figure 12-4. Brake lines and wheel cylinders (M151, M151A1, M151A1C, and M718).

(1) SMR CODE	(2) FEDERAL STOCK NUMBER	(3) DESCRIPTION		(4) UNIT OF MEAS.	(5) QTY INC IN UNIT	(6) 15-DAY ORGANIZATIONAL MAINTENANCE ALW				(7) ILLUSTRATION	
		REFERENCE NUMBER & MFG. CODE	USABLE ON CODE			(a) 1-5	(b) 6-20	(c) 21-50	(d) 51-100	(a) FIGURE NO.	(b) ITEM NO.
		GROUP 1204—HYDRAULIC BRAKE SYSTEM—CONTINUED									
		BRAKE LINES AND WHEEL CYLINDERS FIG. 12-5. (M151A2, M718A1 AND M825).									
MFO		TUBE ASSEMBLY, METAL: front brake, right hand outer, 8712396 (19207).		EA	1					12-5	1
PO	2530-678-1753	CLIP: 7331407 (19207).		EA	6	*	*	*	*	12-5	2
X1		BRACKET: R.H., 8712394 (19207).								12-5	3
PO	2530-678-3101	HOSE ASSEMBLY, RUBBER: front brake, 7059147 (19207).		EA	2	*	*	*	*	12-5	4
MFO		TUBE ASSEMBLY, METAL: front brake, right hand inner, 11630516 (19207).		EA	1					12-5	5
PO	4730-678-1879	CONNECTOR, MULTIPLE, FLUID PRESSURE LINE: intermediate brake tube, 7345125 (19207).		EA	1	*	*	*	*	12-5	6
MFO		TUBE ASSEMBLY, METAL: master cylinder, 11644909 (19207).		B	EA	1				12-5	7
PO	5325-820-3509	GROMMET, RUBBER: brake line, MS35490-10 (96906).		B	EA	2	*	*	*	12-5	8
PO	5340-182-9615	CLIP SPRING TENSION: brake line retaining, MS51928-3 (96906).		B	EA	3	*	*	*	12-5	9
PO	5310-809-4058	WASHER, FLAT, ROUND: cd-pltd, 1/4 in. nom size, connector retaining, MS27183-10 (96906).		B	EA	1	*	*	*	12-5	10
PO	5310-821-6269	WASHER, LOCK, FLAT: internal tooth, 1/4 nom size, connector retaining, MS35334-19 (96906).		B	EA	1	*	*	*	12-5	11
PO	5305-068-0505	SCREW, CAP, HEXAGON: carb-s, cd-pltd, 1/4-28 UNF-2A X 5/8 in. lg, connector retaining, MS90726-5 (96906).		B	EA	1	*	*	*	12-5	12
MFO		TUBE ASSEMBLY, METAL: brake rear intermediate, 11644878 (19207).		B	EA	1				12-5	13
MFO		TUBE ASSEMBLY, METAL: rear brake, right hand, 11639770-2 (19207).		B	EA	1				12-5	14
PO	2530-678-3102	HOSE ASSEMBLY, RUBBER: rear brake, 8359976 (19207).		EA	2	*	*	*	*	12-5	15
PO	2530-176-9486	JUNCTION BLOCK ASSEMBLY: rear brake lines, 11639776 (19207).		B	EA	1	*	*	*	12-5	16
PO		SCREW, LOCKWASHER: s, cd or zn-pltd, 1/4-20 UNC-2A X 5/8 in. lg, junction block and clamp attaching, 423476 (21450).		B	EA	2	*	*	*	12-5	17
PO	5340-282-7544	CLAMP, LOOP: steel, plain, to attach rear brake tubes, MS21333-35 (96906).		B	EA	2	*	*	*	12-5	18
MFO		TUBE ASSEMBLY, METAL: rear brake, left hand, 11639770-1 (19207).		EA	1	*	*	*	*	12-5	19
PO	2530-135-8975	PLATE ASSEMBLY: brake backing, 10885144 (19207).		EA	4	*	*	*	*	12-5	20
POR	2530-918-0602	CYLINDER ASSEMBLY, HYDRAULIC BRAKE—REAR WHEEL: 7324407 (19207).		B	EA	2	*	*	*	12-5	21
PO	2530-769-7462	VALVE, HYDRAULIC, BLEEDER: wheel cylinder (see fig. 12-4) 7697462 (19207).		EA	4	*	*	*	*	12-5	22
PO	5310-209-0786	WASHER, LOCK: flat external tooth, carb-s, cd-pltd, 1/4 nom size, wheel cylinder attaching, MS35335-33 (96906).		EA	8	*	*	*	*	12-5	23

(1) SMR CODE	(2) FEDERAL STOCK NUMBER	(3) DESCRIPTION REFERENCE NUMBER & MFG. CODE USABLE ON CODE	(4) UNIT OF MEAS.	(5) QTY INC IN UNIT	(6) 15-DAY ORGANIZATIONAL MAINTENANCE ALW				(7) ILLUSTRATION	
					(a) 1-5	(b) 6-20	(c) 21-50	(d) 51-100	(a) FIGURE NO.	(b) ITEM NO.
		GROUP 1204—HYDRAULIC BRAKE SYSTEM BRAKE LINES AND WHEEL CYLINDERS FIG. 12-5. (M151A2, M718A1 AND M825)—Continued.								
PO	5305-068-7837	SCREW, CAP, HEXAGON HEAD: alloy-s, Grade 8, cd-pltd, 1/4-20 UNC-2A X 5/8 in. lg, wheel cylinder attaching, MS90728-5 (96906).	EA	8	*	*	*	*	12-5	24
MFO		TUBE ASSEMBLY, METAL: brake front intermediate, B 11644884 (19207).	EA	1					12-5	25
PO	5305-267-8973	SCREW, CAP, HEXAGON HEAD: med carb-s, cd-pltd, 1/4-28 UNF- 2A X 9/16 in. lg, brake hose bracket front, MS90726-4 (96906).	EA	2	*	*	*	*	12-5	26
PO	5310-582-5965	WASHER, LOCK: med carb-s, cd-pltd, 1/4 nom size, brake hose bracket screw front, MS35338-44 (96906).	EA	2	*	*	*	*	12-5	27
MFO		TUBE ASSEMBLY, METAL: front brake, left hand outer, 8712395 (19207).	EA	1					12-5	28
X20		BRACKET: L.H., 8712393 (19207).	EA	1	*	*	*	*	12-5	29
MFO		TUBE ASSEMBLY, METAL: front brake, left hand inner, 11630515 (19207).	EA	1					12-5	30
PO	2530-176-9488	JUNCTION BLOCK ASSEMBLY, FRONT BRAKE B LINES: 11639778 (19207).	EA	1	*	*	*	*	12-5	31
PO	2530-157-3344	CYLINDER ASSEMBLY: hydraulic brake, front wheel. B 8328442 (19207).	EA	2	*	*	*	*	12-5	32
PO	5305-042-3477	SCREW AND LOCK WASHER ASSEMBLY: brake line clamp B attaching, 423477 (21450).	EA	2	*	*	*	*	12-5	33

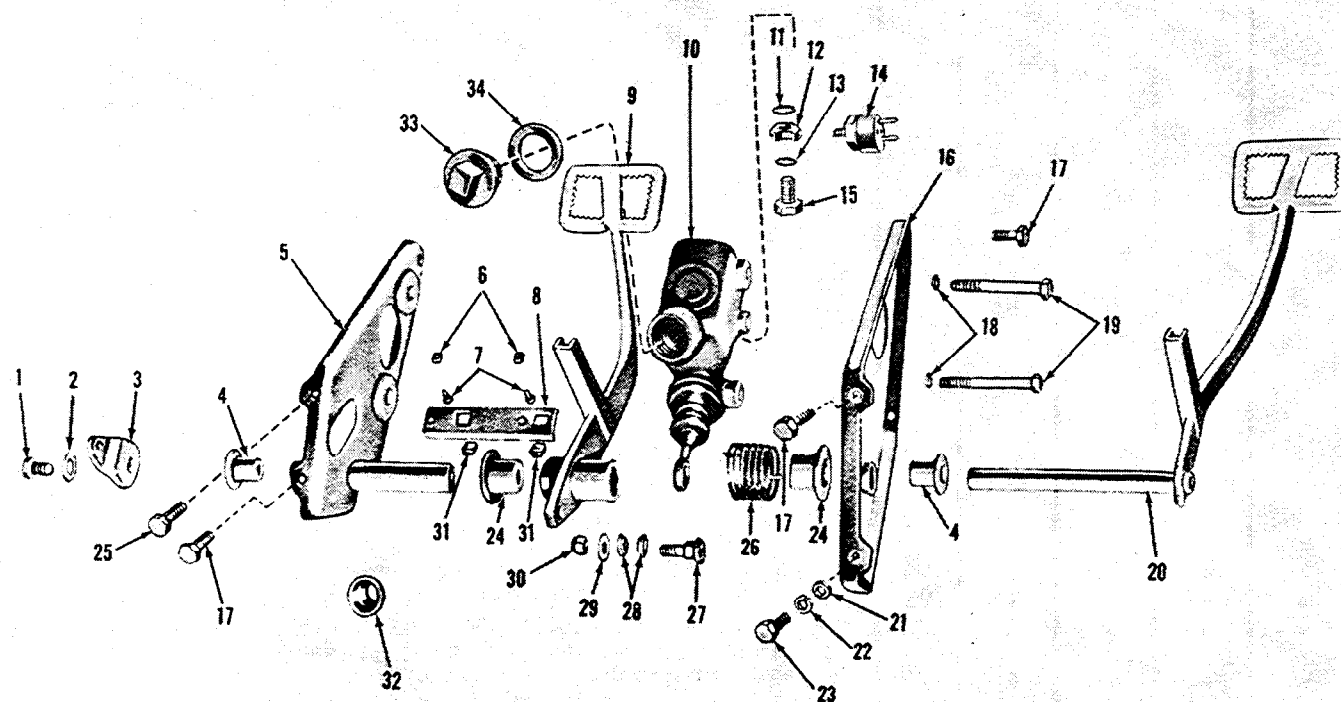


AT 39976

Figure 12-5. Brake lines and wheel cylinders (M151A2, M825, and M718A1).

(1) SMR CODE	(2) FEDERAL STOCK NUMBER	(3) DESCRIPTION REFERENCE NUMBER & MFG. CODE USABLE ON CODE	(4) UNIT OF MEAS.	(5) QTY INC IN UNIT	(6) 15-DAY ORGANIZATIONAL MAINTENANCE ALW				(7) ILLUSTRATION	
					(a) 1-5	(b) 6-20	(c) 21-50	(d) 51-100	(a) FIGURE NO.	(b) ITEM NO.
		GROUP 1204—HYDRAULIC BRAKE SYSTEM—CONTINUED								
		MASTER CYLINDER AND BRAKE PEDAL FIG. 12-6. (M151, M151A1, M151A1C and M718).								
PO	5306-151-5746	SCREW: brake and clutch pedal, 10885518 (19207).	EA	1	*	*	*	*	12-6	1
PO	5310-809-4085	WASHER, FLAT: round, s, cd-pltd, for 7 / 16 screw size, clutch pedal attaching, MS27183-16 (96906).	EA	1	*	*	*	*	12-6	2
PO	2540-177-7781	LEVER: clutch pedal, 10885510 (19207).	EA	1	*	*	*	*	12-6	3
PO	3120-182-8471	BUSHING: clutch shaft, 10885517 (19207).	EA	2	*	*	*	*	12-6	4
X2O		SUPPORT: brake and clutch pedal right hand, 10885503 (19207). A	EA	1	*	*	*	*	12-6	5
PO	5310-934-9751	NUT, PLAIN, HEXAGON: carb-s, cd or zn-pltd, for No. 10 machine screw, 32 NF-2B, to attach bumper bracket, MS35650-302 (96906).	EA	2	*	*	*	*	12-6	6
PO	5306-042-5623	SCREW AND WASHER: 425623 (21450).	EA	2	*	*	*	*	12-6	7
PO	2520-125-8731	BRACKET: brake and clutch pedal bumper 8754526 (19207).	EA	1	*	*	*	*	12-6	8
X2O		PEDAL ASSEMBLY: brake, 10885504 (19207). A	EA	1	*	*	*	*	12-6	9
POR	2530-678-3077	CYLINDER ASSEMBLY, HYDRAULIC MASTER BRAKE: 7035410 (19207).	EA	1	*	*	*	*	12-6	10
PO	5310-275-6635	GASKET: master cylinder, 5214539 (19207).	EA	1	*	*	*	*	12-6	11
PO	4730-678-1878	CONNECTOR, MULTIPLE FLAIR, PRESSURE LINE: brake master cylinder outlet, 8754571 (19207).	EA	1	*	*	*	*	12-6	12
PO	5330-209-1761	GASKET: brake master cylinder outlet, 5160323, (19207).	EA	1	*	*	*	*	12-6	13
PO	5930-755-0761	SWITCH: brake light 7064588 (19207). A	EA	1	*	*	*	*	12-6	14
PO	4730-516-7419	BOLT, INTERNALLY RELIEVED BODY: brake master cylinder outlet fitting, 5167419 (19207).	EA	1	*	*	*	*	12-6	15
X2O		SUPPORT: brake and clutch pedal, L.H., 10885511 (19207). A	EA	1	*	*	*	*	12-6	16
PO	5306-042-5639	SCREW AND WASHER: brake and clutch pedal, 425639 (21450). A	EA	4	*	*	*	*	12-6	17
PO	5310-595-7237	WASHER, LOCK: int-teeth, s, cd- zn-chromate fin, 3/8 screw size, brake master cylinder, MS35333-42 (96906). A	EA	2	*	*	*	*	12-6	18
PO	5305-269-2813	SCREW, CAP, HEXAGON HEAD: med carb-s, cd-pltd, 3/8-24 UNF-2A X 2 3/4, attach master cylinder, MS90726-69 (96906). A	EA	2	*	*	*	*	12-6	19
X2O	2530-177-7977	PEDAL ASSEMBLY: 10885508 (19207).	EA	1	*	*	*	*	12-6	20
PO	5310-889-2527	WASHER, LOCK: MS45904-72 (96906).	EA	1	*	*	*	*	12-6	21
PO	5310-514-6674	WASHER, LOCK: brake and clutch pedal assembly attaching, MS35335-34 (96906).	EA	1	*	*	*	*	12-6	22
PO	5306-225-9093	SCREW, CAP, HEXAGON HEAD: 5 / 16-24 UNF-2A X 1 1/2 in. lg, brake and clutch pedal assembly attaching, MS90726-38 (96906). A	EA	1	*	*	*	*	12-6	23
PO	3120-180-7785	BUSHING: brake pedal, 7324397 (19207).	EA	1	*	*	*	*	12-6	24
PO	5330-292-1614	SCREW AND WASHER: brake and clutch pedal support attaching, A 425643 (21450).	EA	1	*	*	*	*	12-6	25
PO	2530-678-1306	SPRING, HELICAL, EXTENSION: brake pedal retracting, (see group 1206) 8754523 (19207). A	EA	1	*	*	*	*	12-6	26
PO	5306-256-5540	BOLT: master cylinder eccentric link rod, 8705443 (19207).	EA	1	*	*	*	*	12-6	27
PO	2530-177-7959	BUSHING: master cylinder link rod, 7017616 (19207).	EA	1	*	*	*	*	12-6	28

(1) SMR CODE	(2) FEDERAL STOCK NUMBER	(3) DESCRIPTION REFERENCE NUMBER & MFG. CODE USABLE ON CODE	(4) UNIT OF MEAS.	(5) QTY INC IN UNIT	(6) 15-DAY ORGANIZATIONAL MAINTENANCE ALW				(7) ILLUSTRATION	
					(a)	(b)	(c)	(d)	(a)	(b)
					1-5	6-20	21-50	51-100	FIGURE NO.	ITEM NO.
		GROUP 1204—HYDRAULIC BRAKE SYSTEM—CONTINUED MASTER CYLINDER AND BRAKE PEDAL FIG. 12-6. (M151, M151A1, M151A1C and M718)—Continued.								
PO	5310-809-6004	WASHER, FLAT: round, s, cd-pltd, for 3/8 screw size, master cylinder to brake pedal, MS27183-14 (96906).	EA	1	*	*	*	*	12-6	29
PO	5310-959-1488	NUT, SELF-LOCKING HEXAGON: carb-s, cd-pltd, 3/8-24 UNF-2A, master cylinder to brake pedal, MS51922-21 (96906).	EA	1	*	*	*	*	12-6	30
PO	5340-678-1431	BUMPER, RUBBER: brake pedal, (see group 1206 for brake pedal bumper and group 0202 for clutch pedal bumper, 8754527 (19207).	EA	2	*	*	*	*	12-6	31
PO	2530-678-1301	SEAL: master cylinder filler neck, 8754072 (19207).	EA	2	*	*	*	*	12-6	32
PO	2530-352-9270	PLUG ASSEMBLY: fill, brake master cylinder, 5167888 (19207).	EA	1	*	*	*	*	12-6	33
PO	5340-737-3354	GASKET: master cylinder fill, 7373354 (19207).	EA	1	*	*	*	*	12-6	34

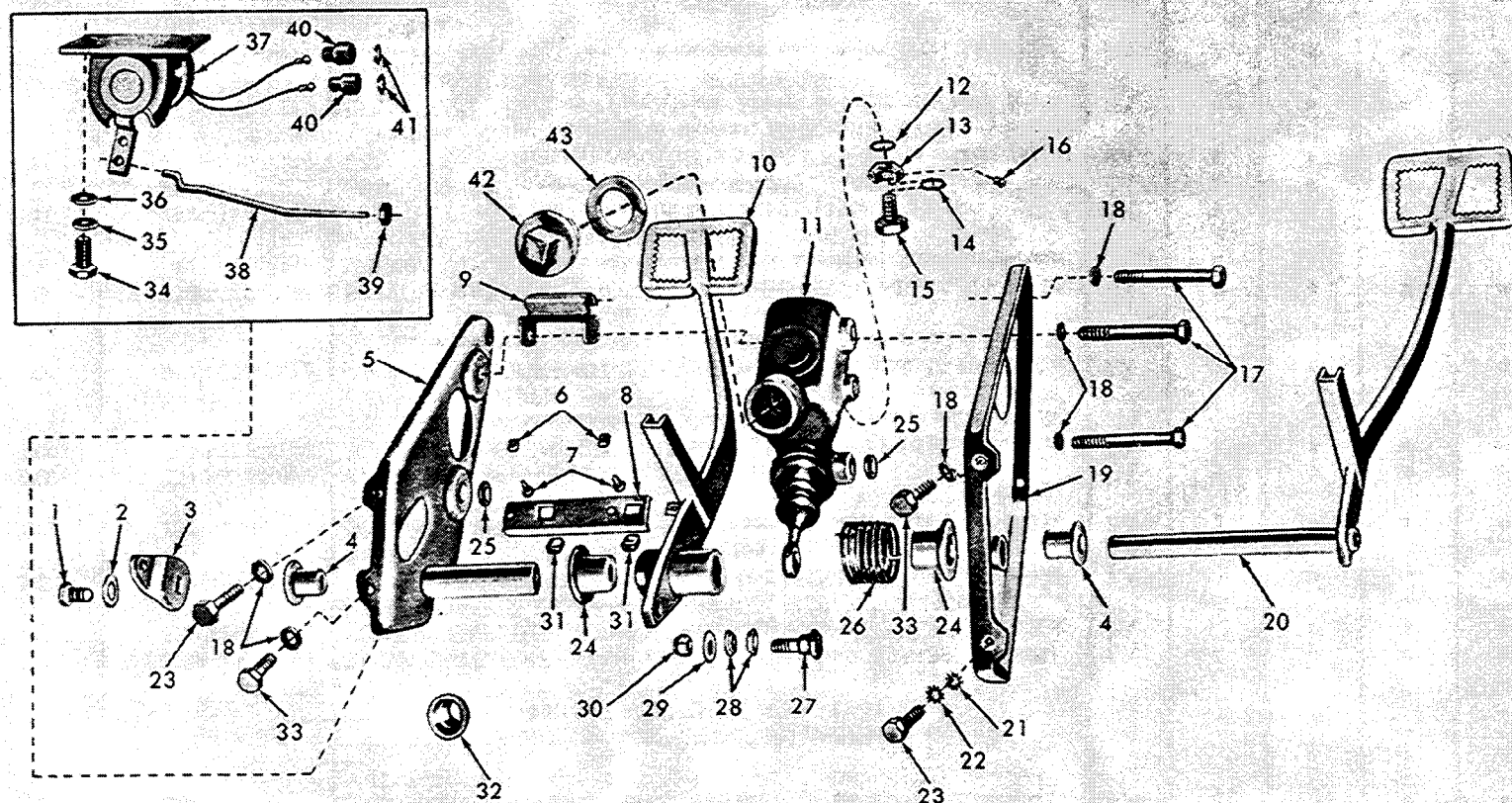


AT 39975

Figure 12-6. Master cylinder and brake pedal (M151, M151A1, M151A1C, and M718).

(1) SMR CODE	(2) FEDERAL STOCK NUMBER	(3) DESCRIPTION REFERENCE NUMBER & MFG. CODE	(4) UNIT OF MEAS.	(5) QTY INC IN UNIT	(6) 15-DAY ORGANIZATIONAL MAINTENANCE ALW				(7) ILLUSTRATION	
					(a) 1-5	(b) 6-20	(c) 21-50	(d) 51-100	(a) FIGURE NO.	(b) ITEM NO.
		GROUP 1204—CONTINUED MASTER CYLINDER AND BRAKE PEDAL (M151A2, M718A1 AND M825) (fig. 12-7).								
PO	5306-151-5746	SCREW, HEXAGON HEAD: brake and clutch pedal, 10885518 (19207).	EA	1	*	*	*	*	12-7	1
PO	5310-809-4085	WASHER, FLAT: round, s, cd-pltd, for 7 / 16 screw size, clutch pedal attaching, MS27183-16 (96906).	EA	1	*	*	*	*	12-7	2
PO	2540-177-7781	LEVER: 10885510 (19207).	EA	1	*	*	*	*	12-7	3
PO	3120-182-8471	BUSHING: clutch shaft, 10885517 (19207).	EA	2	*	*	*	*	12-7	4
X1		SUPPORT ASSEMBLY: rh, 11639795 (19207). B	EA	1					12-7	5
PO	5310-934-9751	NUT, PLAIN, HEXAGON: carb-s, cd-pltd, no. 10-32 UNF-2B, to attach bumper bracket, MS35650-302 (96906).	EA	2	*	*	*	*	12-7	6
PO	5306-042-5623	SCREW AND WASHER: 425623 (21450).	EA	2	*	*	*	*	12-7	7
PO	2520-125-8731	BRACKET: brake and clutch pedal bumper, 8754526 (19207).	EA	1	*	*	*	*	12-7	8
X20		BRACKET, MASTER CYLINDER: 11660426 (19207). B	EA	1	*	*	*	*	12-7	9
X20		PEDAL ASSEMBLY, BRAKE: 11660414 (19207). B	EA	1	*	*	*	*	12-7	10
POR	2530-678-3077	CYLINDER ASSEMBLY, HYDRAULIC MASTER BRAKE: 7035410 (19207).	EA	1	*	*	*	*	12-7	11
PO	5310-275-6635	GASKET: brake master cylinder, 5214539 (19207).	EA	1	*	*	*	*	12-7	12
PO	4730-678-1878	CONNECTOR, MULTIPLE FLAIR, PRESSURE LINE: brake cylinder outlet, 8754571 (19207).	EA	1	*	*	*	*	12-7	13
PO	5330-209-1761	GASKET: brake master cylinder outlet, 5160323 (19207).	EA	1	*	*	*	*	12-7	14
PO	4730-516-7419	BOLT, INTERNALLY RELIEVED BODY: brake master cylinder outlet fitting, 5167619 (19207).	EA	1	*	*	*	*	12-7	15
PO	4730-082-5965	PLUG, PIPE: hexagon recess, s, 1/8-28 NPTF, brake master cylinder outlet line connector, MS49005-2 (96906). B	EA	1	*	*	*	*	12-7	16
PO	5306-225-8509	SCREW, CAP, HEXAGON HEAD: carb-s, cd-pltd, 5 / 16-18 UNC-2A, 3 1/4 in. lg, to attach master cylinder, MS90725-45 (96906). B	EA	3	*	*	*	*	12-7	17
PO	5310-167-0721	WASHER, LOCK: int-tooth, carb-s, cd-pltd, 5 / 16 nom size to attach pedal support (3), to attach master cylinder (3), MS35333-41 (96906). B	EA	6	*	*	*	*	12-7	18
X20		SUPPORT ASSEMBLY: L.H., 11639791 (19207). B	EA	1	*	*	*	*	12-7	19
X20	2530-177-7977	PEDAL ASSEMBLY: clutch, 10885508 (19207).	EA	1	*	*	*	*	12-7	20
PO	5310-889-2527	WASHER, LOCK: internal and external tooth, 5 / 16 nom size, to attach pedal support, MS45904-72 (96906).	EA	1	*	*	*	*	12-7	21
PO	5310-514-6674	WASHER, LOCK: external tooth, 5 / 16 nom size, to attach pedal support, MS35335-34 (96906).	EA	1	*	*	*	*	12-7	22
PO	5306-225-8502	SCREW, CAP, HEXAGON HEAD: carb-s, cd-pltd, 5 / 16-18 UNC-2A, 1 1/2 in. lg, to attach pedal support, MS90725-38 (96906). B	EA	2	*	*	*	*	12-7	23
PO	3120-180-7785	BUSHING: brake pedal, 7324397 (19207).	EA	2	*	*	*	*	12-7	24
PO	5310-685-3194	WASHER, LOCK: int-tooth, heavy 5 / 16 nom size, master cylinder, B MS35334-23 (96906).	EA	2	*	*	*	*	12-7	25

(1) SMR CODE	(2) FEDERAL STOCK NUMBER	(3) DESCRIPTION	(4) UNIT OF MEAS.	(5) QTY INC IN UNIT	(6) 15-DAY ORGANIZATIONAL MAINTENANCE ALW				(7) ILLUSTRATION	
					(a) 1-5	(b) 6-20	(c) 21-50	(d) 51-100	(a) FIGURE NO.	(b) ITEM NO.
		GROUP 1204—CONTINUED								
		MASTER CYLINDER AND BRAKE PEDAL (M151A2. M718A1 AND M825) (fig. 12-7)—Continued.								
PO	2530-678-1306	SPRING, HELICAL, EXTENSION: brake pedal retracting, 8754523 (19207) (see group 1206).	EA	1	*	*	*	*	12-7	26
PO	5306-256-5540	BOLT: eccentric, link rod, 8705443 (19207).	EA	1	*	*	*	*	12-7	27
PO	2530-177-7959	BUSHING: master cylinder link rod, 7017616 (19207).	EA	2	*	*	*	*	12-7	28
PO	5310-080-6004	WASHER, FLAT, ROUND: s, cd-pltd, 3/8 nom size, master cylinder to brake pedal, MS27183-14 (96906).	EA	1	*	*	*	*	12-7	29
PO	5310-959-1488	NUT, SELF LOCKING, HEXAGON: carb-s, cd-pltd, 3/8-24 UNF-2A, master cylinder to brake pedal, MS51922-21 (96906).	EA	1	*	*	*	*	12-7	30
PO	5340-678-1431	BUMPER, RUBBER: brake pedal (see groups 1206 and 0202) 8754527 (19207).	EA	2	*	*	*	*	12-7	31
PO	2530-678-1301	SEAL: brake master cylinder filler neck, 8754072 (19207).	EA	1	*	*	*	*	12-7	32
PO	5306-225-8496	SCREW, CAP, HEXAGON HEAD: carb-s, cd-pltd, 5 / 16-18 B UNC-2A X 5/8 in. lg, to attach pedal support, MS90725-31 (96906).	EA	2	*	*	*	*	12-7	33
PO	5305-068-0501	SCREW, CAP, HEXAGON HEAD: carb-s, cd-pltd, 1/4-20 UNC-2A B X 5/8 in. lg, to attach stoplight switch, MS90725-5 (96906).	EA	2	*	*	*	*	12-7	34
PO	5310-550-1130	WASHER, LOCK: int-tooth, 1/4 nom size, to attach stoplight switch, MS35333-40 (96906).	B	EA	2	*	*	*	12-7	35
PO	5310-809-4058	WASHER, FLAT: round, s, cd-pltd, 1/4 nom size, to attach stoplight switch, MS27183-10 (96906).	B	EA	2	*	*	*	12-7	36
PO	5930-796-8845	SWITCH, ROTARY: stoplight, mechanically actuated, 24 volt dc, MS75064-1 (96906).	B	EA	1	*	*	*	12-7	37
X20		ROD: stoplight switch, 11660528 (19207).	B	EA	1	*	*	*	12-7	38
PO	5310-877-5797	NUT, SELF LOCKING, HEXAGON: steel, non-metallic insert, No. 10-32 UNF-3B, MS21044-N3 (96906).	B	EA	1	*	*	*	12-7	39
PO	1015-833-8566	SHELL, SHIELD: single, female, stoplight, switch, 8338566 (19207).	B	EA	2	*	*	*	12-7	40
PO	5310-833-8567	WASHER, SLOTTED: stoplight switch, 8338567 (19207).	B	EA	2	*	*	*	12-7	41
PO	2530-352-9270	PLUG ASSEMBLY: fill, brake master cylinder 5167888 (19207).	EA	1	*	*	*	*	12-7	42
PO	5340-737-3354	GASKET: master cylinder fill, 7373354 (19207).	EA	1	*	*	*	*	12-7	43

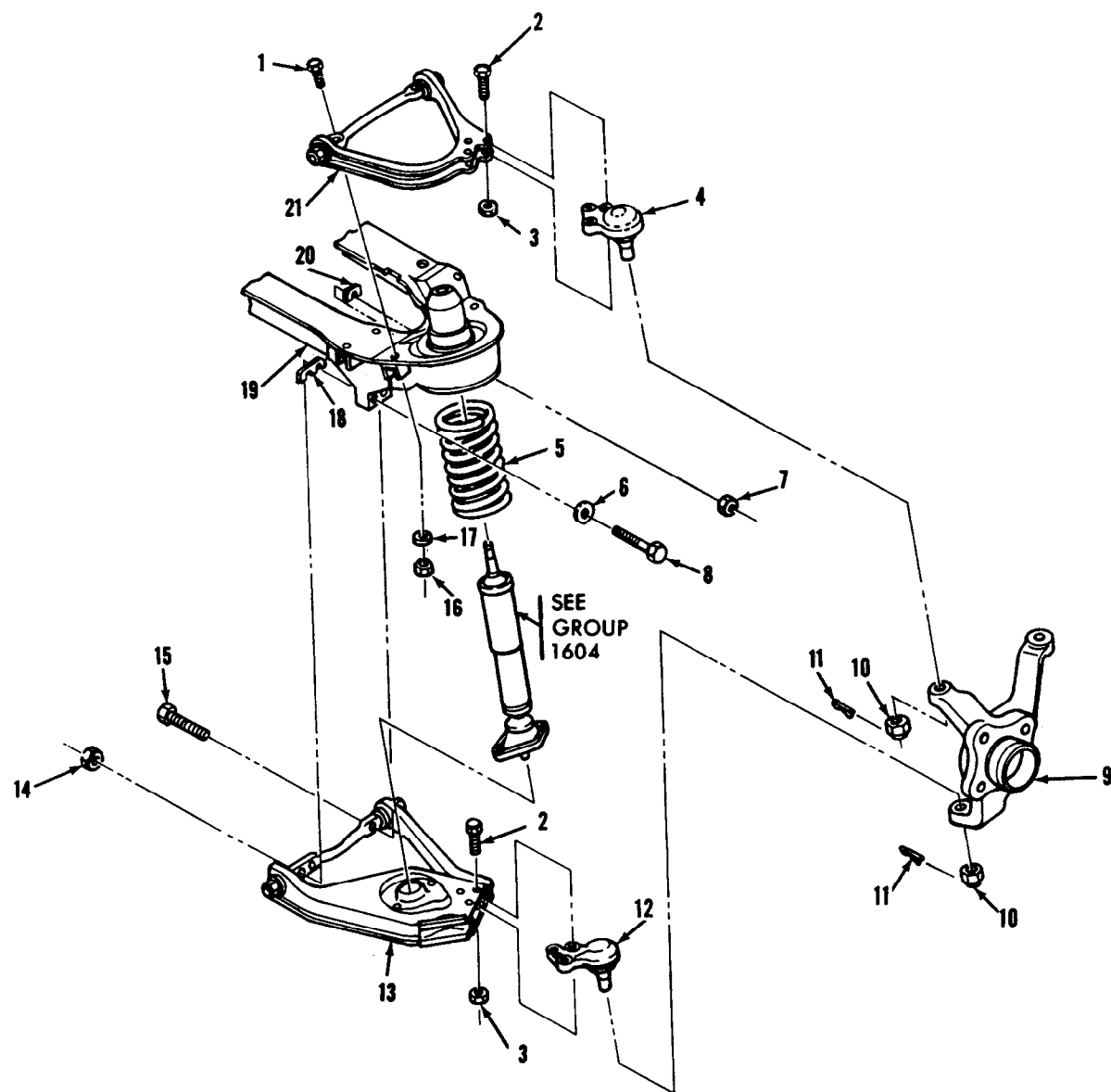


AT 39974

Figure 12-7. Master cylinder and brake pedal (M151A2, M825, and M718A1).

(1) SMR CODE	(2) FEDERAL STOCK NUMBER	(3) DESCRIPTION REFERENCE NUMBER & MFG. CODE USABLE ON CODE	(4) UNIT OF MEAS.	(5) QTY INC IN UNIT	(6) 15-DAY ORGANIZATIONAL MAINTENANCE ALW				(7) ILLUSTRATION	
					(a) 1-5	(b) 6-20	(c) 21-50	(d) 51-100	(a) FIGURE NO.	(b) ITEM NO.
		GROUP 1206—MECHANICAL BRAKE SYSTEM								
PO	2340-678-1431	BUMPER RUBBER: brake pedal, 8754527 (19207).	EA	1	*	*	*	*	12-6	31
PO	2530-678-1306	SPRING HELICAL EXTENSION: brake pedal retracting, 8754523 (19207).	EA	1	*	*	*	*	12-7	31
		GROUP 1301—SUSPENSION ASSEMBLY FRONT SUSPENSION (fig. 13-1)							12-6	26
									12-7	26
PO	5306-832-6191	BOLT, MACHINE: upper arm to crossmember, 8754891 (19207)	EA	4	*	*	*	*	13-1	1
PO	5305-269-3242	SCREW, CAP, HEXAGON HEAD: alloy-s, cd-pltd, 3/8-24 UNF-2A x 2 in. lg, lower and upper socket retaining, MS90727-66 (96906)	EA	12	*	*	*	*	13-1	2
PO	5310-275-2088	NUT, SELF LOCKING: s, all-metal, 3/8-24 UNF-3B, lower and upper socket retaining, MS20365-624C (96906)	EA	12	*	*	*	*	13-1	3
PO	2530-176-3343	SOCKET ASSEMBLY: ball joint upper suspension arm, 11640670 (19207)	EA	2	*	*	*	*	13-1	4
PO	2510-678-3007	SPRING: (see group 1601), 8754263 (19207)	EA	2	*	*	*	*	13-1	5
PO	5310-753-4160	WASHER, HARDENED: steel, alloy, cd-pltd for 7 / 16 screw size, to attach arm and shaft assembly, front suspension lower lh and lower rh, 7046648 (19207)	EA	4	*	*	*	*	13-1	6
PO	5310-176-6612	NUT, SELF LOCKING—FLANGED: carb-s, cd-pltd, 1/2-20 UNF x 3/4 in. w. to attach arm and shaft assembly, front suspension lower lh and rh, MS51988-12 (96906)	EA	2	*	*	*	*	13-1	7
PO	5305-709-8340	SCREW, CAP, HEXAGON HEAD: med carb-s, cd-pltd, 7 / 16-20 UNF-2A x 4 in. lg, to attach arm and shaft assembly, front suspension lower lh and lower rh, MS90727-99 (96906)	EA	4	*	*	*	*	13-1	8
PO	2530-150-7852	SUPPORT: left (see group 1004) 8712391 (19207)	EA	1	*	*	*	*	13-1	9
PO	2530-156-9422	SUPPORT: right (see group 1004) 8712392 (19207)	EA	1	*	*	*	*	13-1	9
PO	5310-850-6884	NUT, SLOTTED—HEXAGON: 9 / 16-18 UNF-2B, to attach upper and lower socket assembly to support, front, MS35692-45 (96906)	EA	4	*	*	*	*	13-1	10
PO	5315-839-5822	PIN, COTTER: front suspension lower and upper ball joints MS24665-353 (96906)	EA	4	*	*	*	*	13-1	11
PO	2530-176-3344	SOCKET ASSEMBLY: ball joint lower suspension arm, 11640669 (19207)	EA	2	*	*	*	*	13-1	12
PO	2530-678-3118	ARM ASSEMBLY: lower left, 8754415 (19207)	EA	1	*	*	*	*	13-1	13
PO	2530-678-3070	ARM ASSEMBLY: lower right, 8754416 (19207)	EA	1	*	*	*	*	13-1	13
PO	5310-935-3607	NUT, SELF LOCKING—FLANGED: carb-s cd-pltd, 7 / 16-20 UNF x 1 1 / 16 in. w, to attach arm and shaft assembly, front suspension lower rh and lower lh, MS51988-10 (96906)	EA	4	*	*	*	*	13-1	14
PO	5305-719-5270	SCREW, CAP, HEXAGON HEAD: med carb-s, cd-pltd, 1/2-20 UNF-2A x 4 in. lg, to attach arm and shaft assembly, front suspension lower lh and lower rh, MS90727-123 (96906)	EA	2	*	*	*	*	13-1	15

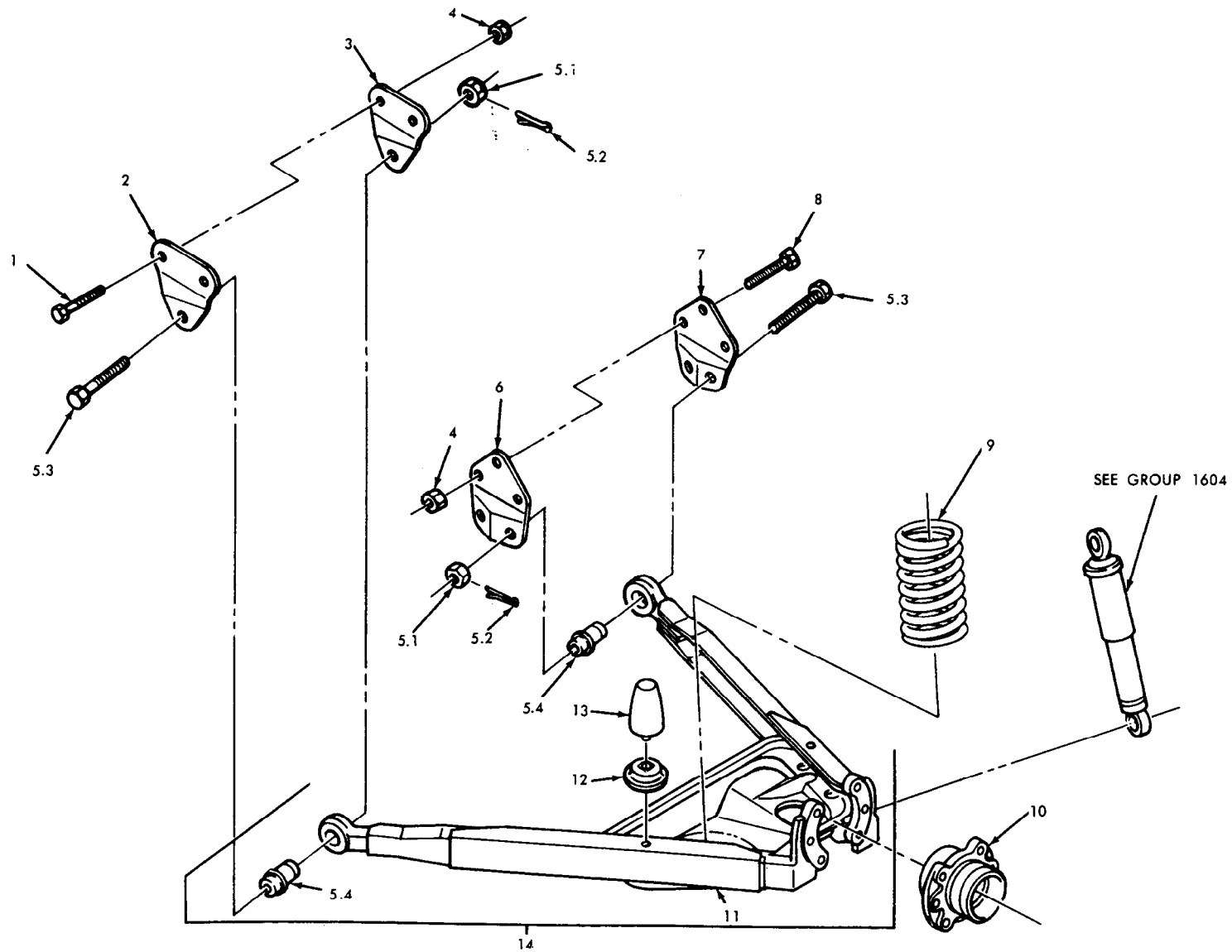
(1) SMR CODE	(2) FEDERAL STOCK NUMBER	(3) DESCRIPTION		(4) UNIT OF MEAS.	(5) QTY INC IN UNIT	(6) 15-DAY ORGANIZATIONAL MAINTENANCE ALW				(7) ILLUSTRATION	
						(a) 1-5	(b) 6-20	(c) 21-50	(d) 51-100	(a) FIGURE NO.	(b) ITEM NO.
		REFERENCE NUMBER & MFG. CODE	USABLE ON CODE								
		GROUP 1301—SUSPENSION ASSEMBLY—CONTINUED FRONT SUSPENSION (fig. 13-1)—Continued									
PO	5310-943-2141	NUT, PLAIN, HEXAGON: carb-s, cd-pltd, ½-20 UNF-2B, upper arm to crossmember, MS51968-15 (96906)		EA	4	*	*	*	*	13-1	16
PO	5310-584-5272	WASHER, LOCK: med, s, cd or zn-pltd, ½ nom size, upper arm to crossmember, MS35338-48 (96906)		EA	4	*	*	*	*	13-1	17
PO	5340-400-7243	SPACER: 10950856-1 (19207)		EA	V	*	*	*	*	13-1	18
PO	5365-410-9797	SPACER: 10950856-2 (19207)		EA	V	*	*	*	*	13-1	18
PO	5365-436-4807	SPACER: 10950856-3 (19207)		EA	V	*	*	*	*	13-1	18
PO	2510-119-0846	CROSSMEMBER: 8754456 (19207)		EA	1	*	*	*	*	13-1	19
PO	2510-678-3095	SHIM: 8754402 (19207)		EA	V	*	*	*	*	13-1	20
PO	2510-678-3094	SHIM: 8754403 (19207)		EA	V	*	*	*	*	13-1	20
PO	5365-168-7277	SHIM: 8754404 (19207)		EA	V	*	*	*	*	13-1	20
PO	2530-678-3122	ARM ASSEMBLY: front suspension, upper left, 8754159 (19207)		EA	1	*	*	*	*	13-1	21
PO	2530-678-3110	ARM ASSEMBLY: front suspension, upper right hand, 8754160 (19207)		EA	1	*	*	*	*	13-1	21



AT24306

Figure 13-1. Front suspension.

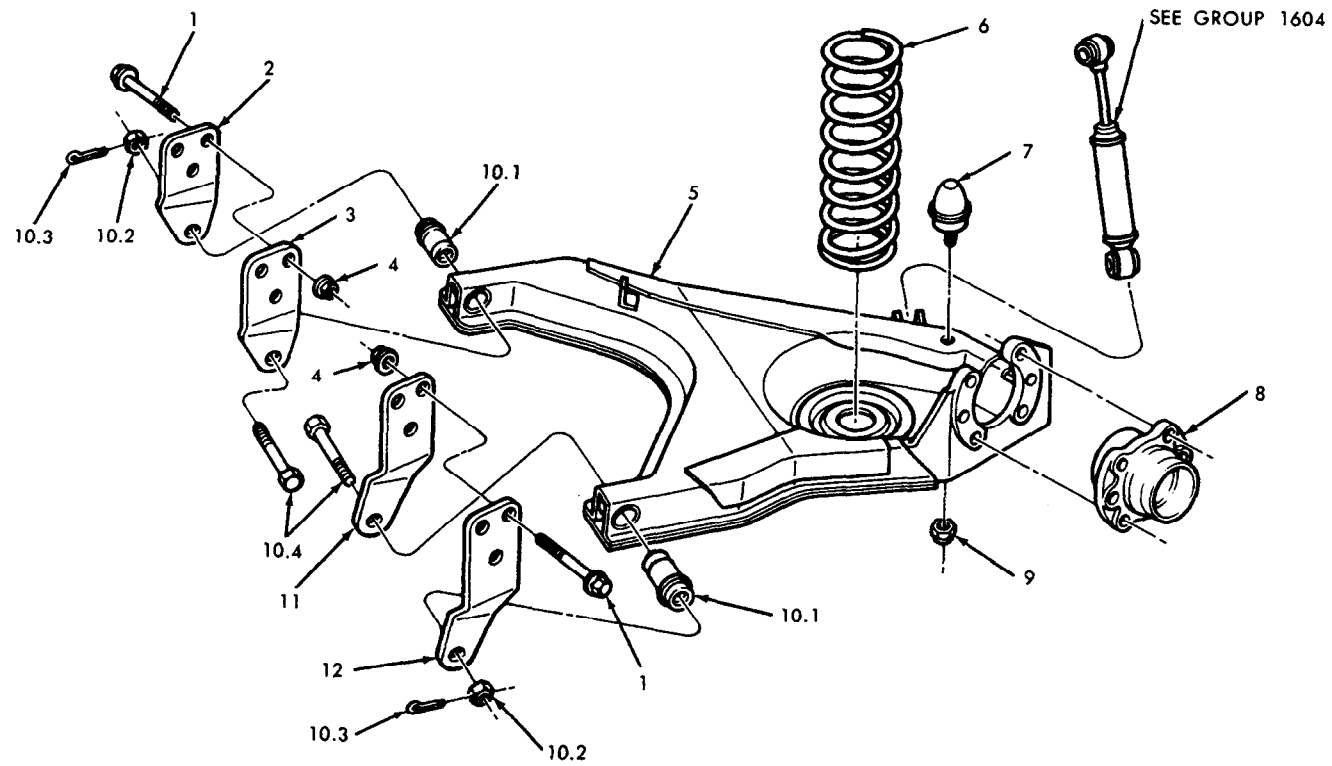
(1) SMR CODE	(2) FEDERAL STOCK NUMBER	(3) DESCRIPTION REFERENCE NUMBER & MFG. CODE USABLE ON CODE	(4) UNIT OF MEAS.	(5) QTY INC IN UNIT	(6) 15-DAY ORGANIZATIONAL MAINTENANCE ALW				(7) ILLUSTRATION	
					(a) 1-5	(b) 6-20	(c) 21-50	(d) 51-100	(a) FIGURE NO.	(b) ITEM NO.
		GROUP 1301—SUSPENSION ASSEMBLY—CONTINUED								
		REAR SUSPENSION (M151, M151A1, M151A1C and M718) (fig. 13-2)								
PO	5305-269-3247	SCREW, CAP, HEXAGON HEAD: alloy-s, cd-pltd, 3/8-24 UNF-2A x 3 3/4 in. lg, rear suspension bracket mounting, MS90727-71 (96906) A	EA	4	*	*	*	*	13-2	1
X2O		BRACKET: rear suspension arm, left, 10885159 (19207) A	EA	1	*	*	*	*	13-2	2
X2O		BRACKET: rear suspension arm, right, 10885160 (19207) A	EA	1	*	*	*	*	13-2	2
X2O		BRACKET: rear suspension arm, left, 10885161 (19207) A	EA	1	*	*	*	*	13-2	3
X2O		BRACKET: rear suspension arm, right, 10885162 (19207) A	EA	1	*	*	*	*	13-2	3
PO	5310-275-2088	NUT, SELF-LOCKING: S, all metal, 3/8-24 UNF-3B, rear bracket (3), front bracket (4), MS20365-624C (96906) A	EA	7	*	*	*	*	13-2	4
PO	2530-979-8898	PARTS KIT, BUSHING—REAR SUSPENSION ARM: 5703303 (19207) EA	EA	V	*	*	*	*		
		Composed of:								
PO	5310-896-1111	2—NUT, SLOTTED, HEXAGON: carb-s, cd-pltd, 7/16-20 UNF-2B, MS35692-30 (96906) EA	EA	4	*	*	*	*	13-2	5.1
PO	5315-816-1794	2—PIN, COTTER: MS24665-285 (96906) EA	EA	4	*	*	*	*	13-2	5.2
X1		2—BOLT: 10885166 (19207) 13-2							13-2	5.3
PO	5340-017-007	2—BUSHING: 10885163 (19207) 13-2							13-2	5.4
X2O		BRACKET: rear suspension arm, 10885167 (19207) A	EA	1	*	*	*	*	13-2	6
X2O		BRACKET: rear suspension arm, 10885168 (19207) A	EA	1	*	*	*	*	13-2	7
PO	5305-269-3245	SCREW, CAP, HEXAGON HEAD: alloy-s, cd-pltd, 3/8-24 UNF-2A x 2 3/4 in. lg, rear suspension bracket mounting, MS90727-69 (96906) A	EA	3	*	*	*	*	13-2	8
PO	2510-678-2963	SPRING: (see group 1601) 8754445 (19207) A	EA	2	*	*	*	*	13-2	9
PO	2530-792-8639	SUPPORT: (see group 1104) 10885113 (19207) EA	EA	2	*	*	*	*	13-2	10
X2O	2510-150-7848	ARM ASSEMBLY: rear suspension, left, 11598951-1 (19207) A	EA	1	*	*	*	*	13-2	11
X2O	2510-150-7849	ARM ASSEMBLY: rear suspension, right, 11598951-2 (19207) A	EA	1	*	*	*	*	13-2	11
PO	2530-150-7854	RETAINER: rear suspension bumper, 8754731 (19207) A	EA	4	*	*	*	*	13-2	12
PO	2510-678-3126	BUMPER ASSEMBLY, RUBBER: rear suspension, 8754732 (19207) A	EA	4	*	*	*	*	13-2	13
PO	2530-979-8896	ARM ASSEMBLY: rear suspension, left, 10921819 (19207) A	EA	1	*	*	*	*	13-2	1
PO	2530-979-8897	ARM ASSEMBLY: rear suspension, right, 10921842 (19207) A	EA	1	*	*	*	*	13-2	1



AT 39973

Figure 13-2. Rear suspension (M151, M151A1, M151A1C and M718).

(1) SMR CODE	(2) FEDERAL STOCK NUMBER	(3) DESCRIPTION REFERENCE NUMBER & MFG. CODE USABLE ON CODE		(4) UNIT OF MEAS.	(5) QTY INC IN UNIT	(6) 15-DAY ORGANIZATIONAL MAINTENANCE ALW				(7) ILLUSTRATION	
						(a)	(b)	(c)	(d)	(a) FIGURE NO.	(b) ITEM NO.
						1-5	6-20	21-50	51-100		
		GROUP 1301—SUSPENSION ASSEMBLY—CONTINUED									
		REAR SUSPENSION (M151A2, M825 and M718A1) (fig. 13-3)									
PO	5305-709-8493	SCREW, CAP, HEXAGON HEAD: alloy steel, cd-pltd, 7 / 16-20-UNF-2A x 3 in. lg, to attach hanger, suspension assembly, MS90727-95 (96906)	B	EA	12	*	*	*	*	13-3	1
X2O		HANGER, SUSPENSION ASSEMBLY: lh (shown) 11639650-1 (19207)	B	EA	1	*	*	*	*	13-3	2
X2O		HANGER, SUSPENSION ASSEMBLY: rh, 11639650-2 (19207)	B	EA	1	*	*	*	*	13-3	2
X2O		HANGER, SUSPENSION ASSEMBLY: lh, (shown) 11639648-1 (19207)	B	EA	1	*	*	*	*	13-3	3
X2O		HANGER, SUSPENSION ASSEMBLY: rh, 11639648-2 (19207)	B	EA	1	*	*	*	*	13-3	3
PO	5310-935-3607	NUT, SELF-LOCKING—FLANGED: steel, cd-pltd, 7 / 16-20UNF x 11 / 16 in. w, to attach hanger suspension assembly, MS51988-10 (96906)	B	EA	12	*	*	*	*	13-3	4
PO	2530-176-9491	ARM ASSEMBLY: suspension left rear, (shown) 11639632-1 (19207)	B	EA	1	*	*	*	*	13-3	5
PO	2530-176-9468	ARM ASSEMBLY: suspension right rear, 11639632-2 (19207)	B	EA	1	*	*	*	*	13-3	5
PO	5360-176-0445	SPRING: (see group 1601) 11639643 (19207)	B	EA	2	*	*	*	*	13-3	6
PO	5340-176-0450	BUMPER, RUBBER: rear suspension arm, 11639656 (19207)	B	EA	2	*	*	*	*	13-3	7
PO	2530-792-8639	SUPPORT: (see group 1104) 10885113 (19207)		EA	2	*	*	*	*	13-3	8
PO	5310-930-8214	NUT, SELF-LOCKING, FLANGED: carb-s, cd-pltd, 3/8-16 UNC. to attach bumper assembly, MS51988-7 (96906)	B	EA	2	*	*	*	*	13-3	9
PO	2530-979-8898	PARTS KIT, BUSHING—REAR SUSPENSION ARM: 5703303 (19207) Composed of:		EA	V	*	*	*	*		
X1		2—BUSHING: 10885163 (19207)								13-3	10.1
PO	5310-896-1111	2—NUT, SLOTTED HEXAGON: carb-s, cd-pltd, 7 / 16- 20UNF-2B, MS35692-30 (96906)		EA	4	*	*	*	*	13-3	10.2
PO	5315-816-1794	2—PIN, COTTER: MS24665-285 (96906)		EA	4	*	*	*	*	13-3	10.3
X1		2—BOLT: 10885166 (19207)								13-3	10.4
X2O		HANGER, SUSPENSION ASSEMBLY: lh, (shown) 11639649-1 (19207)	B	EA	1	*	*	*	*	13-3	11
X2O		HANGER, SUSPENSION ASSEMBLY: rh, 11639649-2 (19207)	B	EA	1	*	*	*	*	13-3	11
X2O		HANGER, SUSPENSION ASSEMBLY: lh, (shown) 11639647-1 (19207)	B	EA	1	*	*	*	*	13-3	12
X2O		HANGER, SUSPENSION ASSEMBLY: rh, 11639647-2 (19207)	B	EA	1	*	*	*	*	-3	12



AT 39848

Figure 13-3. Rear suspension (M151A2, M825, and M718A1).

(1) SMR CODE	(2) FEDERAL STOCK NUMBER	(3) DESCRIPTION REFERENCE NUMBER & MFG. CODE USABLE ON CODE		(4) UNIT OF MEAS.	(5) QTY INC IN UNIT	(6) 15-DAY ORGANIZATIONAL MAINTENANCE ALW				(7) ILLUSTRATION	
						(a) 1-5	(b) 6-20	(c) 21-50	(d) 51-100	(a) FIGURE NO.	(b) ITEM NO.
		GROUP 1311—WHEELS WHEEL ASSEMBLY (Fig. 13-4)									
PO	2530-678-2974	NUT, WHEEL, VEHICULAR: 7 / 16-20 UNF-3B, right hand thread, 8342315 (19207)	A	EA	20	*	*	*	*	13-4	1
PO	5310-177-1329	NUT, WHEEL FLANGE: ½-20 UNF-3B, 11630595 (19207)	B	EA	20	*	*	*	*	13-4	1
PO	2530-150-7832	WHEEL: pneumatic tire, (steel—16 x 4.50 E.O.), 10921860 (19207)		EA	4	*	*	*	*	13-4	2
		GROUP 1313—TIRES, TUBES, TIRE CHAINS									
POR	2610-678-1363	TIRE: 7342996 (19207)		EA	4	*	*	*	*	13-4	3
PO	2610-269-7332	TUBE, INNER, PNEUMATIC TIRE: 7:00—16, MS35392-8 (96906)		EA	4	*	*	*	*	13-4	4
PO	2640-050-1229	VALVE CORE: Pneumatic Tire, MS51377-1 (96906)		EA	4	*	*	*	*	13-4	5
PO	2640-060-3550	CAP, VALVE: MS51375-1 (96906)		EA	4	*	*	*	*	13-4	6
PO	2540-177-7235	CHAIN, TIRE: MS500055-53 (96906)		EA	4	*	*	*	*	13-4	7
		NOTE: The Commanding General, US CONARC / CINCAR strike, will authorize the issue of tire chains to units on contingency plans as required. For units not on contingency plans, tire chains will be issued only as required to meet local conditions (not as items of OVE or initial issue). Requisitions for tire chains will be submitted with justification for same. In Continental United States, the Commanding General of the Army concerned will approve requisitions for tire chains. For National Guard Units, the United States Property and Disbursing Officer of each state will approve requisitions. Commanding Generals of oversea commands will authorize issue of tire chains when deemed necessary. Tire chains and cross chains (repair parts) are for general application according to tire size.									

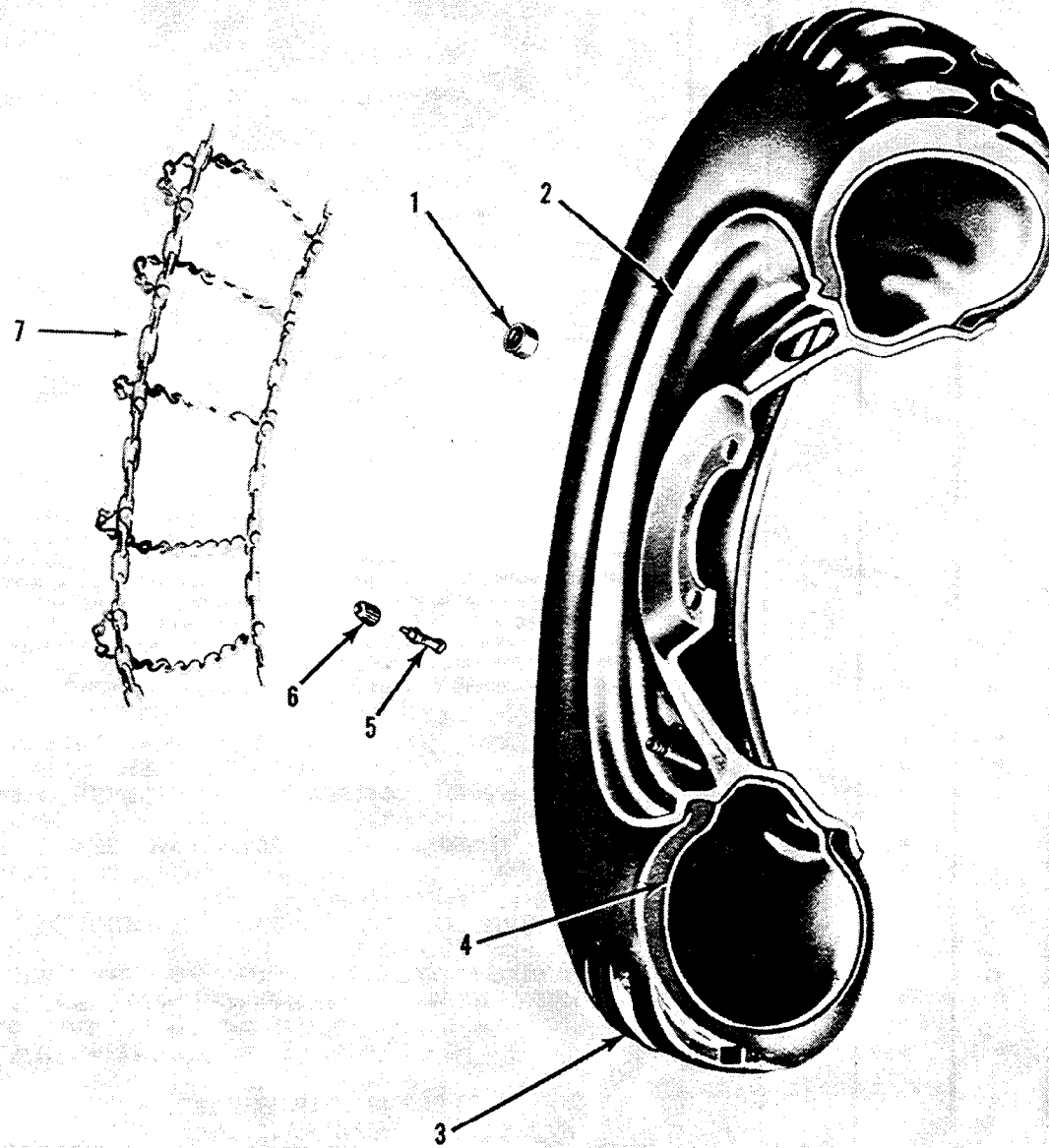
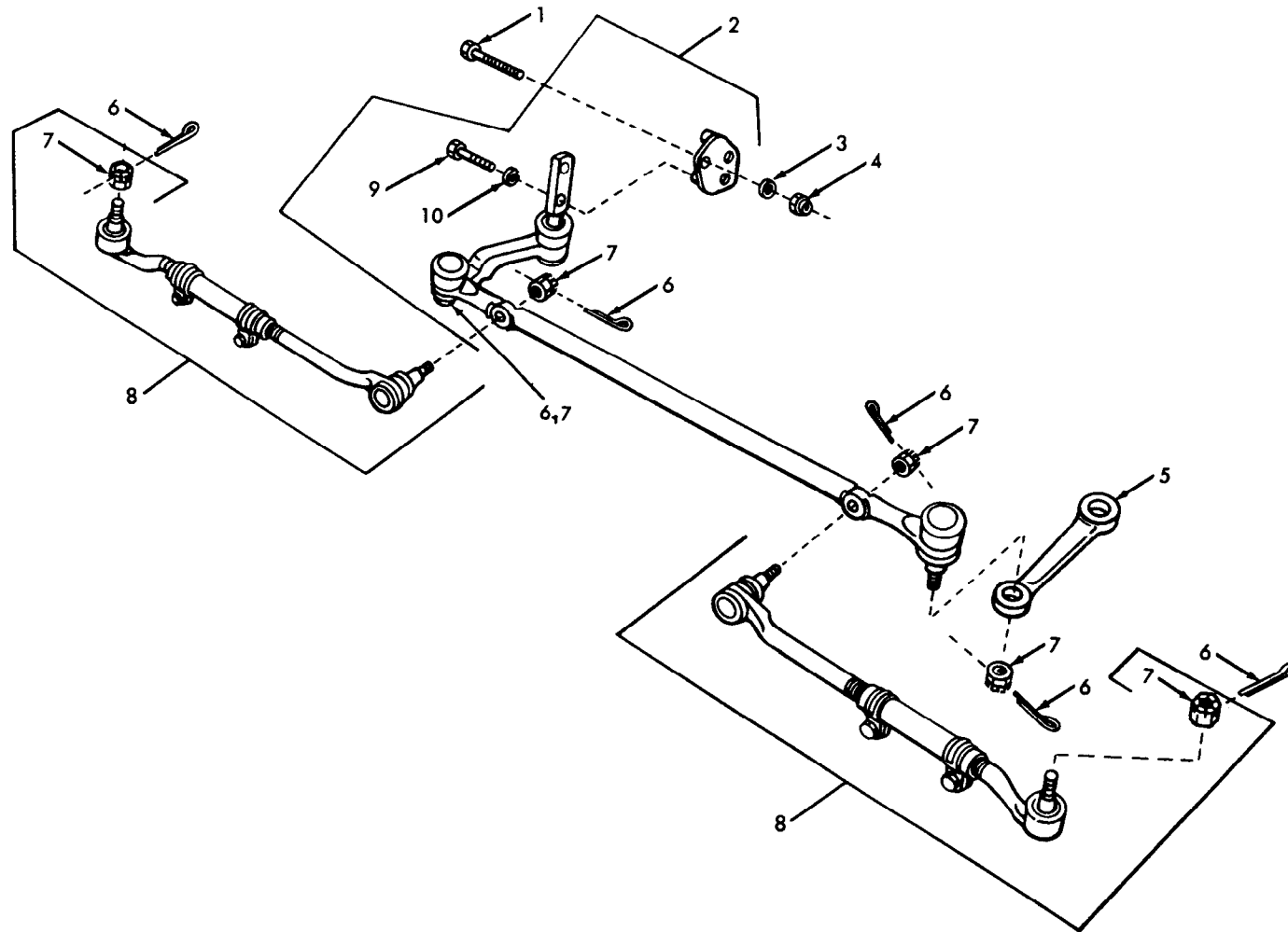


Figure 13-4. Wheel assembly.

(1) SMR CODE	(2) FEDERAL STOCK NUMBER	(3) DESCRIPTION REFERENCE NUMBER & MFG. CODE USABLE ON CODE	(4) UNIT OF MEAS.	(5) QTY INC IN UNIT	(6) 15-DAY ORGANIZATIONAL MAINTENANCE ALW				(7) ILLUSTRATION	
					(a) 1-5	(b) 6-20	(c) 21-50	(d) 51-100	(a) FIGURE NO.	(b) ITEM NO.
		GROUP 1401—STEERING ASSEMBLY STEERING LINKAGE (fig. 14-1)								
PO	5305-269-2813	SCREW, CAP, HEXAGON HEAD: med carb, steel, cd-pltd, 3/8-24UNF-2A x 2 3/4 in lg, to attach linkage to frame MS90726-69 (96906)	EA	3	*	*	*	*	14-1	1
PO	2530-176-3349	LINK AND IDLER ASSEMBLY: steering linkage instl, 11641034 (19207)	EA	1	*	*	*	*	14-1	2
PO	5310-655-9538	WASHER, FLAT: to attach linkage to frame, 8754668 (19207)	EA	3	*	*	*	*	14-1	3
PO	5310-959-1488	NUT, SELF-LOCKING: steel cd-pltd, 3/8-24 UNF-2B, to attach linkage to frame, MS51922-21 (96906)	EA	3	*	*	*	*	14-1	4
PO	2530-135-8974	ARM: steering (see figs. 14-2 or 14-3), 8754490 (19207)	EA	1	*	*	*	*	14-1	5
PO	5315-839-5822	PIN, COTTER: steering tie rod end, MS24665-353 (96906)	EA	6	*	*	*	*	14-1	6
PO	5310-842-1490	NUT, SLOTTED, HEXAGON: carb-s, grade B, cd-pltd, 1/2-20UNF-2B, steering tie rod end attaching, MS35692-37 (96906)	EA	6	*	*	*	*	14-1	7
PO	2530-176-8942	LINKAGE ASSEMBLY: outer rh and lh link, 11641035 (19207)	EA	2	*	*	*	*	14-1	8
PO	5305-269-3213	SCREW, CAP, HEXAGON HEAD: med carb-s, cd-pltd, 3/8-16 UNC-2A x 1 1/4 in. lg, idler to bracket attaching, MS90725-62 (96906)	EA	2	*	*	*	*	14-1	9
PO	5310-637-9541	WASHER, LOCK: carb-s, cd-pltd, 3/8 nom size, idler to bracket attaching, MS35338-46 (96906)	EA	2	*	*	*	*	14-1	10



AT 39971

Figure 14-1. Steering linkage.

(1) SMR CODE	(2) FEDERAL STOCK NUMBER	(3) DESCRIPTION REFERENCE NUMBER & MFG. CODE USABLE ON CODE	(4) UNIT OF MEAS.	(5) QTY INC IN UNIT	(6) 15-DAY ORGANIZATIONAL MAINTENANCE ALW				(7) ILLUSTRATION	
					(a)	(b)	(c)	(d)	(a)	(b)
					1-5	6-20	21-50	51-100	FIGURE NO.	ITEM NO.
		GROUP 1401—CONTINUED STEERING GEAR AND WHEEL (fig. 14-2)								
PO	2530-176-8941	WHEEL, STEERING: (complete), 11630599 (19207)	EA	1	*	*	*	*	14-2	1
PO	5306-182-9368	BOLT, MACHINE, STEEL, 12 POINT HEAD: to retain steering gear column shafts in flange coupling, MS90160-14 (96906)	EA	2	*	*	*	*	14-2	2
PO	5310-126-3846	NUT: steering wheel retaining, 7063812 (19207)	EA	1	*	*	*	*	14-2	3

(1) SMR CODE	(2) FEDERAL STOCK NUMBER	(3) DESCRIPTION	(4) UNIT OF MEAS.	(5) QTY INC IN UNIT	(6) 15-DAY ORGANIZATIONAL MAINTENANCE ALW				(7) ILLUSTRATION	
					(a) 1-5	(b) 6-20	(c) 21-50	(d) 51-100	(a) FIGURE NO.	(b) ITEM NO.
		GROUP 1500—FRAME AND TOWING ATTACHMENTS PINTLE AND RELATED PARTS (fig. 15-1) GROUP 1503—PINTLE AND TOWING ATTACHMENTS								
PO	5310-579-2045	NUT, PLAIN, HEXAGON: carb-s, cd-pltd, 1 / 20-20 UNF-2B, pintle and plate mounting, MS51968-14 (96906)	EA	4	*	*	*	*	15-1	1
PO	5310-584-5272	WASHER, LOCK: split, med, carb-s, cd-pltd, for 1/2 screw size, pintle and plate mounting, MS35338-48 (96906)	EA	4	*	*	*	*	15-1	2
PO	2540-835-9032	PINTLE ASSEMBLY: MS51335-2 (96906)	EA	1	*	*	*	*	15-1	3
PO	5305-716-8182	SCREW, CAP, HEXAGON HEAD: med carb-s, cd-pltd, 1/2-20 UNF-2A x 2 1/2 in. lg, pintle and plate mounting, MS90726-117 (96906)	EA	2	*	*	*	*	15-1	4
PO	5305-716-8165	SCREW, CAP, HEXAGON HEAD: carb-s, cd-pltd, 1/2 UNF-2A x 5 in. lg, pintle mounting, MS90726-127 (96906)	EA	2	*	*	*	*	15-1	4
PO	5305-246-6566	SCREW, CAP, HEXAGON HEAD: med carb-s, cd-pltd, 1/2-20 UNF-2A x 3 1/4 in. lg, pintle and plate mounting, MS90726-120 (96906)	EA	2	*	*	*	*	15-1	5
PO	5035-716-8180	SCREW, CAP, HEXAGON HEAD: med carb-s, cd-pltd, 1/2 UNF-2A x 3 in. lg, pintle mounting, MS90726-119 (96906)	EA	2	*	*	*	*	15-1	5
PO	5305-716-8179	SCREW, CAP, HEXAGON HEAD: med carb-s, cd-pltd, 1/2 UNF-2A x 3 1/2 in. lg, pintle mounting, MS90726-121 (96906)	EA	2	*	*	*	*	15-1	5
PO	4730-050-4203	FITTING, LUBRICATION: st, hyd, surface check, s, cd-pltd, or zn-chromate-fin, 1/4-28NF2 male, latch pin and lock pin, MS15001-1 (96906)	EA	2	*	*	*	*	15-1	6
PO	5340-803-7301	RING, RETAINING: MS16624-1050 (96906)	EA	2	*	*	*	*	15-1	7

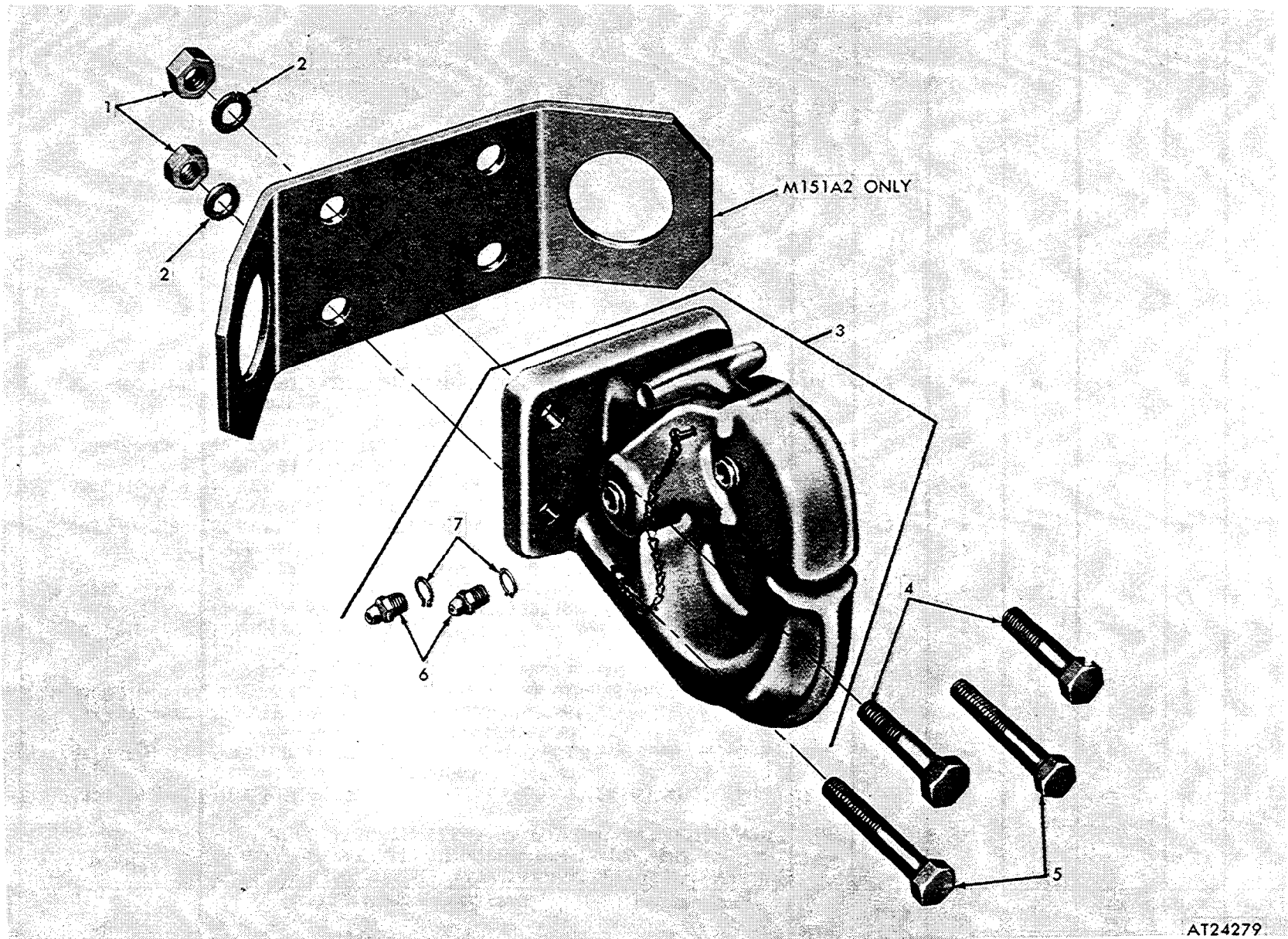
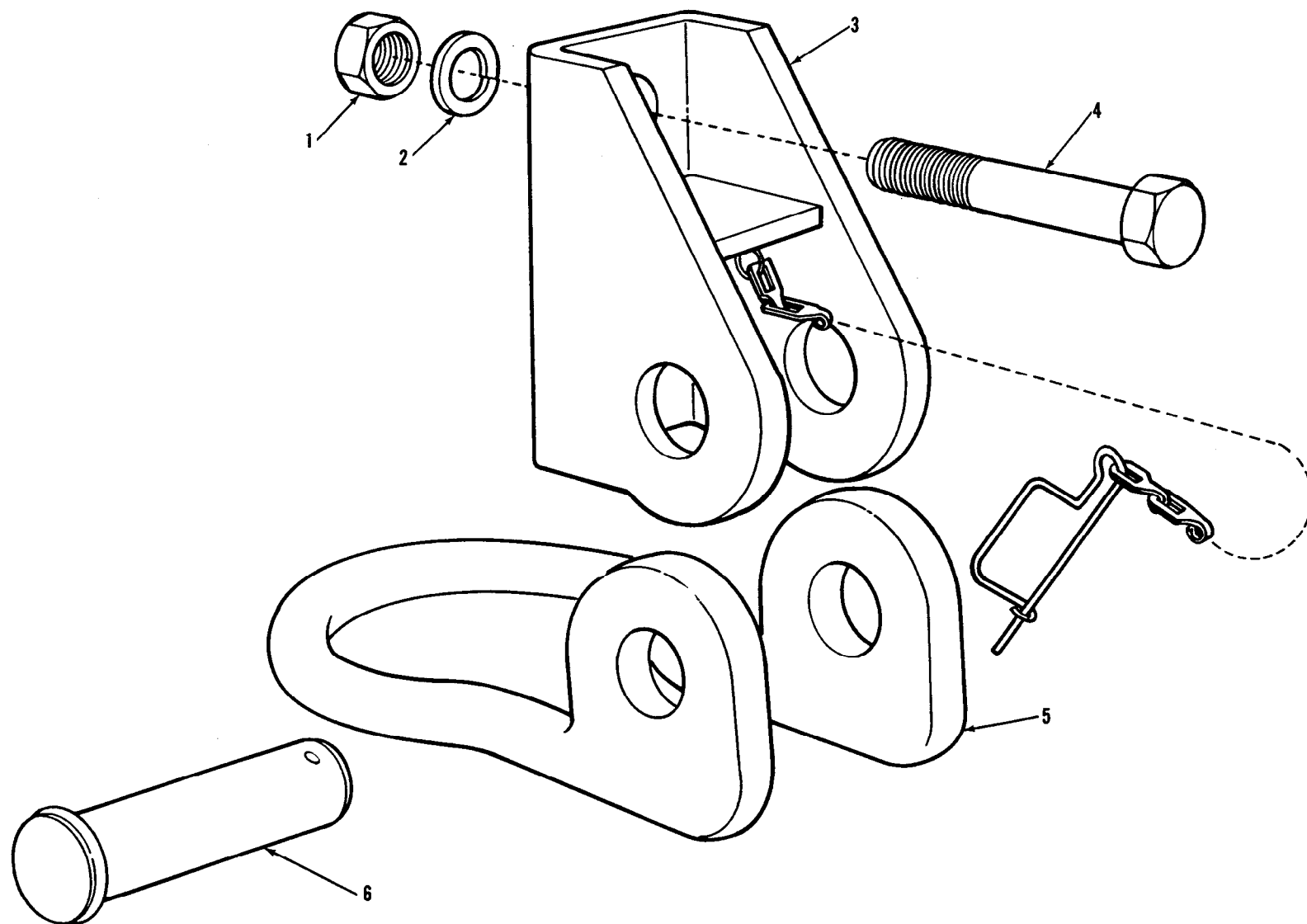


Figure 15-1. Pintle and related parts.

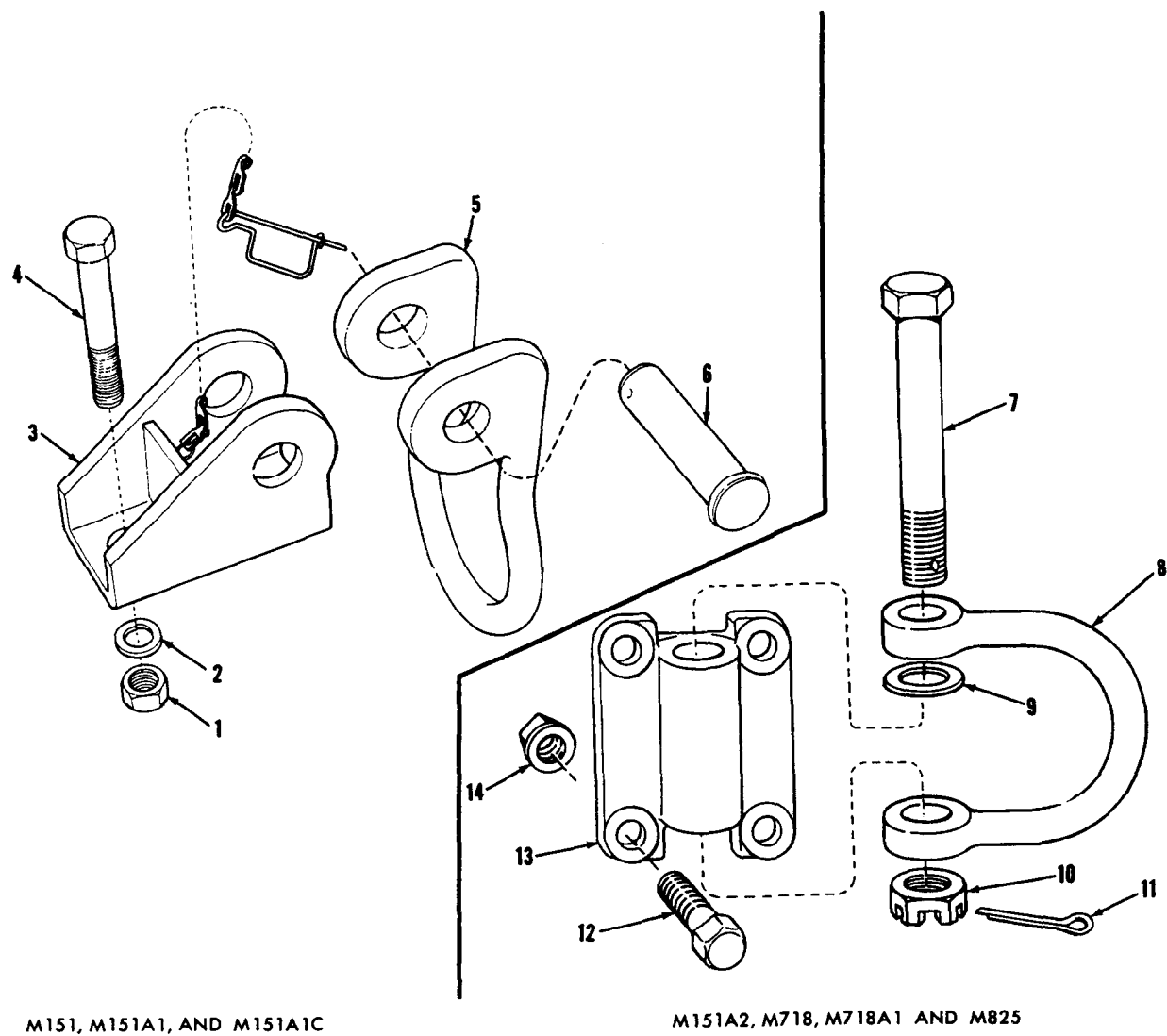
(1) SMR CODE	(2) FEDERAL STOCK NUMBER	(3) DESCRIPTION		(4) UNIT OF MEAS.	(5) QTY INC IN UNIT	(6) 15-DAY ORGANIZATIONAL MAINTENANCE ALW				(7) ILLUSTRATION	
		REFERENCE NUMBER & MFG. CODE	USABLE ON CODE			(a) 1-5	(b) 6-20	(c) 21-50	(d) 51-100	(a) FIGURE NO.	(b) ITEM NO.
		GROUP 1503—CONTINUED FRONT LIFTING EYE AND RELATED PARTS (fig. 15-2)									
PO	5310-880-7745	NUT, PLAIN, HEXAGON: carb-s, cd-pltd, 7/16-20 UNF-2B, bracket mounting, MS51968-11 (96906)		EA	4	*	*	*	*	15-2	1
PO	5310-209-0965	WASHER, LOCK: split, med, carb-s, cd-pltd, for 7/16 screw size, MS35338-47 (96906)		EA	4	*	*	*	*	15-2	2
X2O	5305-710-4204	BRACKET ASSEMBLY: front lifting eye, 8754039 (19207)		EA	2	*	*	*	*	15-2	3
PO		SCREW, CAP, HEXAGON HEAD: med carb-s, cd-pltd, 7/16-20 UNF-2A x 3¾ in. lg, bracket mounting, MS90726-98 (96906)		EA	4	*	*	*	*	15-2	4
PO	2540-678-1342	EYE, LIFTING: bumper, 8754044 (19207)		EA	4	*	*	*	*	15-2	5
PO	5315-678-1405	PIN, STRAIGHT, HEADED: lifting eye, 8754046 (19207)		EA	4	*	*	*	*	15-2	6



AT 40027

Figure 15-2. Front lifting eye and related parts.

(1) SMR CODE	(2) FEDERAL STOCK NUMBER	(3) DESCRIPTION REFERENCE NUMBER & MFG. CODE USABLE ON CODE	(4) UNIT OF MEAS.	(5) QTY INC IN UNIT	(6) 15-DAY ORGANIZATIONAL MAINTENANCE ALW				(7) ILLUSTRATION	
					(a)	(b)	(c)	(d)	(a)	(b)
					1-5	6-20	21-50	51-100	FIGURE NO.	ITEM NO.
		GROUP 1503—CONTINUED								
		REAR LIFTING EYE AND RELATED PARTS (fig. 15-3)								
PO	5310-088-0552	NUT, SELF-LOCKING, HEXAGON: s, cd-pltd, 7 / 16-20 M	EA	4	*	*	*	*	15-3	1
		UNF-3B, rear lifting eye bracket mounting, MS21044-17 (96906)								
PO	5310-809-4085	WASHER, FLAT: round, s, cd-pltd, for 7 / 16 screw size, rear	EA	4	*	*	*	*	15-3	2
		lifting eye bracket mounting, MS27183-16 (96906)								
X2O		BRACKET ASSEMBLY: rear lifting eye, 8754039 (19207) M	EA	2	*	*	*	*	15-3	3
PO	5305-710-4200	SCREW, CAP, HEXAGON HEAD: carb-s, cd-pltd, 7 / 16-20 J	EA	4	*	*	*	*	15-3	4
		UNF-2A x 2¾ in. lg, rear lifting eye bracket mounting, MS90726-94								
		(96906)								
PO	5305-710-4208	SCREW, CAP, HEXAGON HEAD: carb-s, cd-pltd, 7 / 16-20 N	EA	4	*	*	*	*	15-3	4
		UNF-2A x 5 in. lg. rear lifting eye bracket mounting, MS90726-103								
		(96906)								
PO	2540-678-1342	EYE, LIFTING: rear, 8754044 (19207) M	EA	2	*	*	*	*	15-3	5
PO	5315-678-1405	PIN, STRAIGHT, HEADED: rear lifting eye, 8754046 (19207) M	EA	2	*	*	*	*	15-3	6
PO	5305-182-9317	SCREW, CAP, HEXAGON HEAD: drilled shank, s, grade 5, cd-	EA	2	*	*	*	*	15-3	7
		pltd, ¾-18 UNF-2A x 5 in. lg. to attach rear lifting eye, MS51106-								
		451 (96906)								
X2O		EYE, LIFTING: rear 10939509 (19207) O	EA	2	*	*	*	*	15-3	8
PO	5310-771-6721	WASHER: to attach rear lifting eye, 7716721 (19207) O	EA	2	*	*	*	*	15-3	9
PO	5310-842-7783	NUT, SLOTTED, HEXAGON: carb-s, cd-pltd, ¾-18 UNF-2B O	EA	2	*	*	*	*	15-3	10
		to attach rear lifting eye, MS35692-53 (96906)								
PO	5315-012-0123	PIN, COTTER: rear lifting eye, MS24665-355 (96906) O	EA	2	*	*	*	*	15-3	11
PO	5305-269-3212	SCREW, CAP, HEXAGON HEAD: carb-s, cd-pltd, ¾-16 UNC-2A B	EA	8	*	*	*	*	15-3	12
		x 1½ in. lg. to attach rear lifting shackle retainer, MS90725-61								
		(96906)								
X2O		RETAINER: rear lifting shackle, 11639646 (19207) B	EA	2	*	*	*	*	15-3	13
PO	5310-930-8214	NUT, SELF-LOCKING, FLANGED: -s, cd-pltd, ¾-16 UNC, B	EA	8	*	*	*	*	15-3	14
		to attach rear lifting shackle retainer, MS51988-7 (96906)								



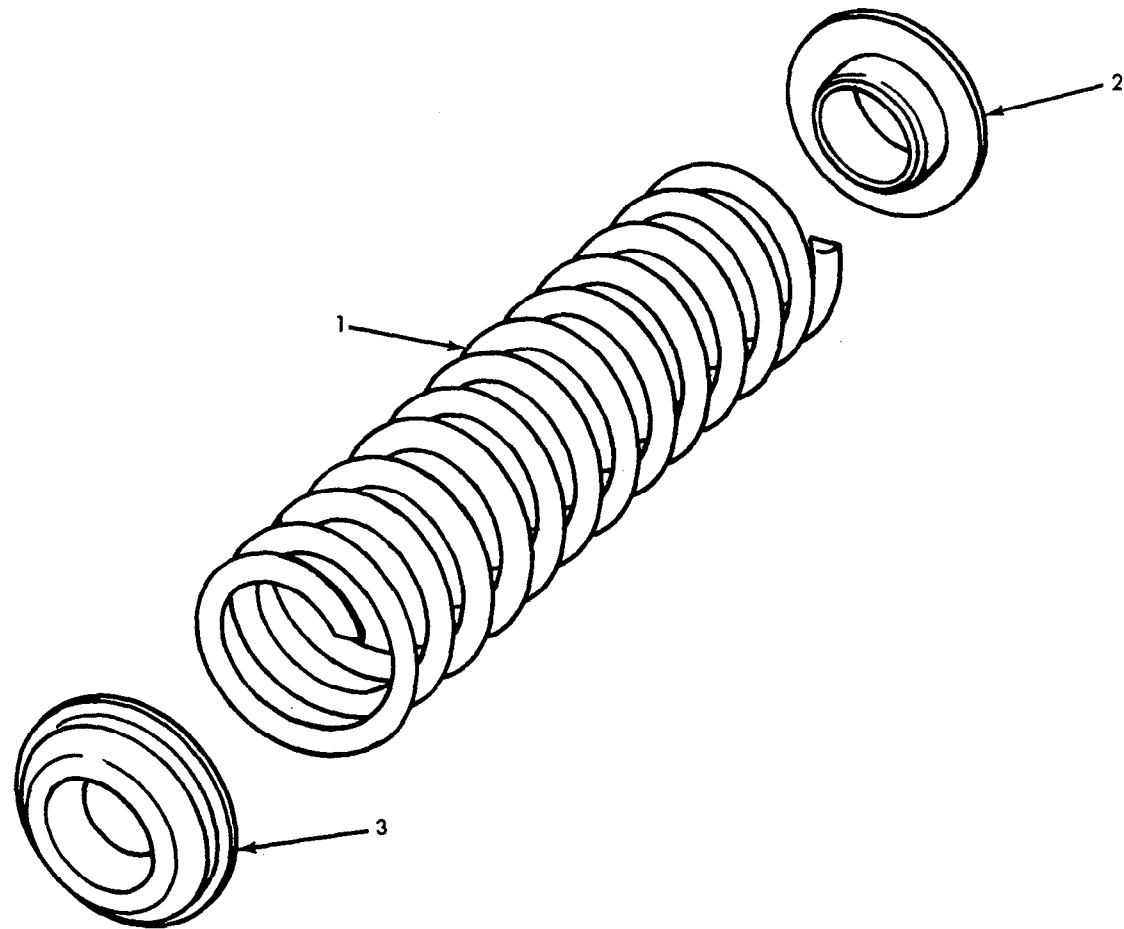
M151, M151A1, AND M151A1C

M151A2, M718, M718A1 AND M825

AT 39991

Figure 15-3. Rear lifting eye and related parts.

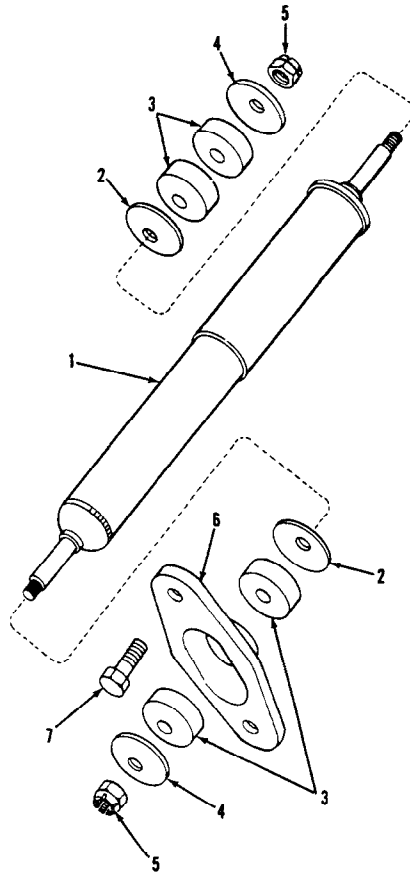
(1) SMR CODE	(2) FEDERAL STOCK NUMBER	(3) DESCRIPTION		(4) UNIT OF MEAS.	(5) QTY INC IN UNIT	(6) 15-DAY ORGANIZATIONAL MAINTENANCE ALW				(7) ILLUSTRATION	
		REFERENCE NUMBER & MFG. CODE	USABLE ON CODE			(a) 1-5	(b) 6-20	(c) 21-50	(d) 51-100	(a) FIGURE NO.	(b) ITEM NO.
		GROUP 1504—SPARE WHEEL CARRIER AND TIRE LOCK									
PO	2530-678-2974	NUT, WHEEL, VEHICULAR: spare tire clamp, 8342315 (19207)	J	EA	1	*	*	*	*	22-5	11
PO	5310-177-1329	NUT, WHEEL: vehicular, spare tire clamp, 11630595 (19207)	L	EA	1	*	*	*	*	22-6	7
PO	2590-961-8374	SCREW: spare tire mounting, 8389357 (19207)	H	EA	3	*	*	*	*	22-5	10
										22-6	6
PO	2510-156-9290	CLAMP: spare tire, 10885153 (19207)	J	EA	1	*	*	*	*	22-5	12
PO	5340-165-7769	CLAMP: spare tire, 11639690 (19207)	L	EA	1	*	*	*	*	22-6	8
		GROUP 1601—SPRINGS									
PO	2510-678-3007	SPRING, HELICAL, COMPRESSION: front coil, 8754263 (19207)		EA	2	*	*	*	*	13-1	5
PO	2510-678-2963	SPRING, HELICAL, COMPRESSION: rear coil, 8754445 (19207)	A	EA	2	*	*	*	*	13-2	9
PO	5360-176-0445	SPRING, HELICAL, COMPRESSION: rear coil, 11639643 (19207)	B	EA	2	*	*	*	*	13-2	9
		OVERLOAD SPRINGS REAR (M151A1C and M825) (fig. 16-1)									
PO	2510-937-2506	OVERLOAD KIT: rear suspension spring, 10921883 (19207)	F	EA	1	*	*	*	*		
		Composed of:									
PO	2510-973-2505	2—SPRING, HELICAL, COMPRESSION: rear suspension, 10921886 (19207)	F	EA	2	*	*	*	*	16-1	1
X1		2—SEAT: spring, upper, 10921884 (19207)	F							16-1	2
X1		2—SEAT: spring, lower, 10921885 (19207)	F							16-1	3



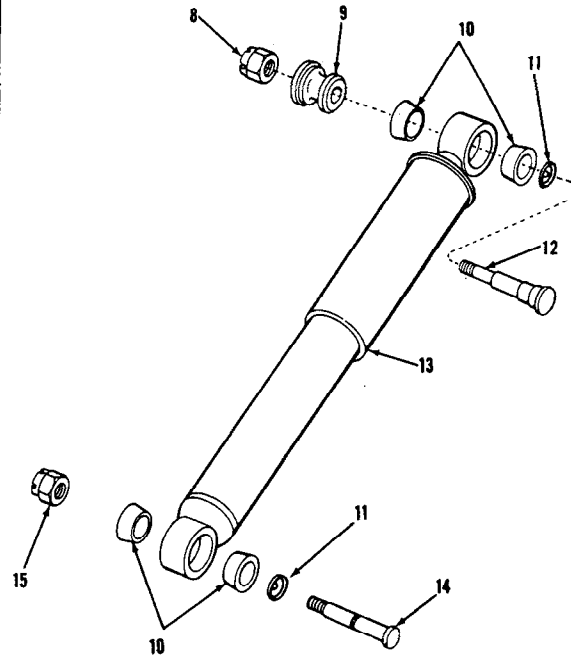
AT 39966

Figure 16-1. Overload springs, rear (M151A1C and M825).

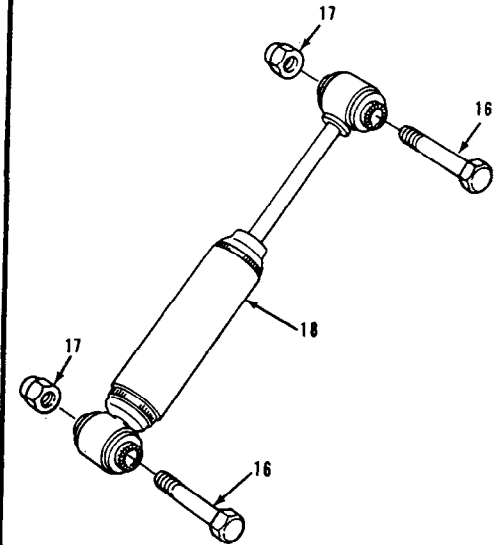
(1) SMR CODE	(2) FEDERAL STOCK NUMBER	(3) DESCRIPTION		(4) UNIT OF MEAS.	(5) QTY INC IN UNIT	(6) 15-DAY ORGANIZATIONAL MAINTENANCE ALW				(7) ILLUSTRATION	
		REFERENCE NUMBER & MFG. CODE	USABLE ON CODE			(a) 1-5	(b) 6-20	(c) 21-50	(d) 51-100	(a) FIGURE NO.	(b) ITEM NO.
		GROUP 1604—SHOCK ABSORBER EQUIPMENT SHOCK ABSORBER AND ATTACHING PARTS (fig. 16-2)									
PO	2540-678-2996	SHOCK ABSORBER ASSEMBLY: front, 8359994 (19207)		EA	2	*	*	*	*	16-2	1
PO	5310-999-9423	RETAINER: front shock absorber insulator, inner, 10950858-2 (19207)		EA	4	*	*	*	*	16-2	2
PO	5340-999-9097	BUSHING, RUBBER: front shock absorber, 10950859 (19207)		EA	8	*	*	*	*	16-2	3
PO	5310-999-9167	RETAINER: front shock absorber insulator, outer, 10950858-1 (19207)		EA	4	*	*	*	*	16-2	4
PO	5310-959-1488	NUT, SELF-LOCKING, HEXAGON: carb-s, cd-pltd, 3/8-24 UNF-2B front shock absorber mounting, MS51922-21 (96906)		EA	4	*	*	*	*	16-2	5
X2O		BRACKET ASSEMBLY: front shock absorber mounting, 7331162 (19207)		EA	2	*	*	*	*	16-2	6
PO	5306-255-6562	BOLT, SELF-LOCKING HEXAGON HEAD: s, grade 8, 3/8-24 UNF-2A x 7/8 in. lg, front shock absorber bracket mounting, MS35764-1032 (96906)		EA	4	*	*	*	*	16-2	7
PO	5310-062-4954	NUT, SELF-LOCKING, HEXAGON: s, cd or zn-pltd, 1/2-20 UNF-3B, rear shock absorber upper mount, MS21045-8 (96906)		EA	2	*	*	*	*	16-2	8
PO	2540-168-9746	PLUG: rear shock absorber upper mount, 8754814 (19207)		EA	2	*	*	*	*	16-2	9
PO	5340-927-9397	BUSHING, RUBBER: rear shock absorber, 10950857 (19207)		EA	8	*	*	*	*	16-2	10
PO	5310-655-9542	WASHER: rear shock absorber, 7059149 (19207)		EA	4	*	*	*	*	16-2	11
PO	5306-678-1412	STUD: rear shock absorber upper mount, 8754737 (19207)		EA	2	*	*	*	*	16-2	12
PO	2540-678-2978	ABSORBER, SHOCK: direct action, rear, 8359993 (19207)		EA	2	*	*	*	*	16-2	13
PO	5306-168-3066	BOLT: rear shock absorber lower mount, 10885150 (19207)		EA	2	*	*	*	*	16-2	14
PO	5310-057-7080	NUT, SELF-LOCKING, HEXAGON: carb-s, cd-pltd, 7/16-20 UNF, rear shock absorber lower mount, MS51922-29 (96906)		EA	2	*	*	*	*	16-2	15
PO	5305-727-8818	SCREW, CAP, HEXAGON HEAD: carb-s, cd-pltd, 3/4-16 UNF-2A B x 2 3/4 in. lg, to attach shock absorber, MS90726-190 (96906)		EA	4	*	*	*	*	16-2	16
PO	5310-275-2075	NUT, SELF-LOCKING: steel, 3/4-16 UNF-3B, to attach shock absorber, MS20364-1216 (96906)		EA	4	*	*	*	*	16-2	17
PO	2540-176-9466	ABSORBER, SHOCK: direct action, rear, 11641029 (19207)		EA	2	*	*	*	*	16-2	18



FRONT (ALL MODELS)



REAR (M151, M151A1, M151A1C AND M718)

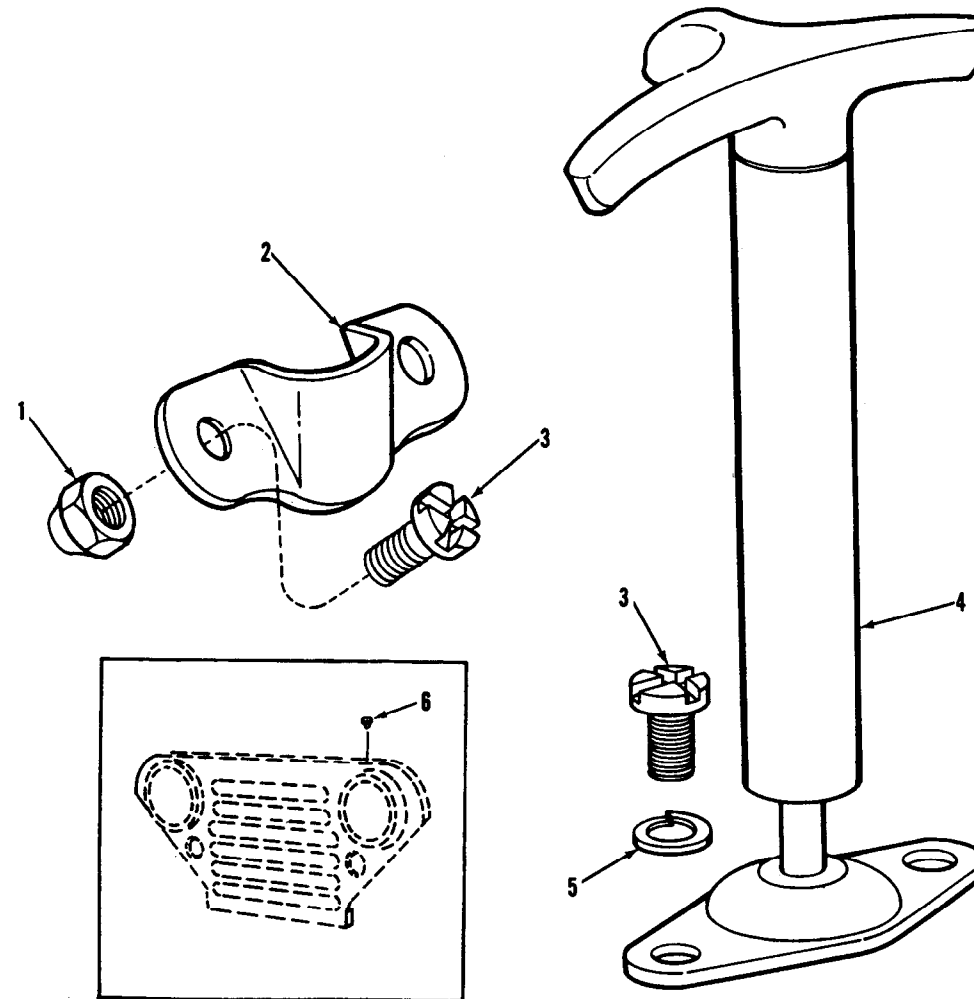


REAR (M151A2, M715A1 AND M825)

AT 39965

Figure 16-2. Shock absorber and attaching parts.

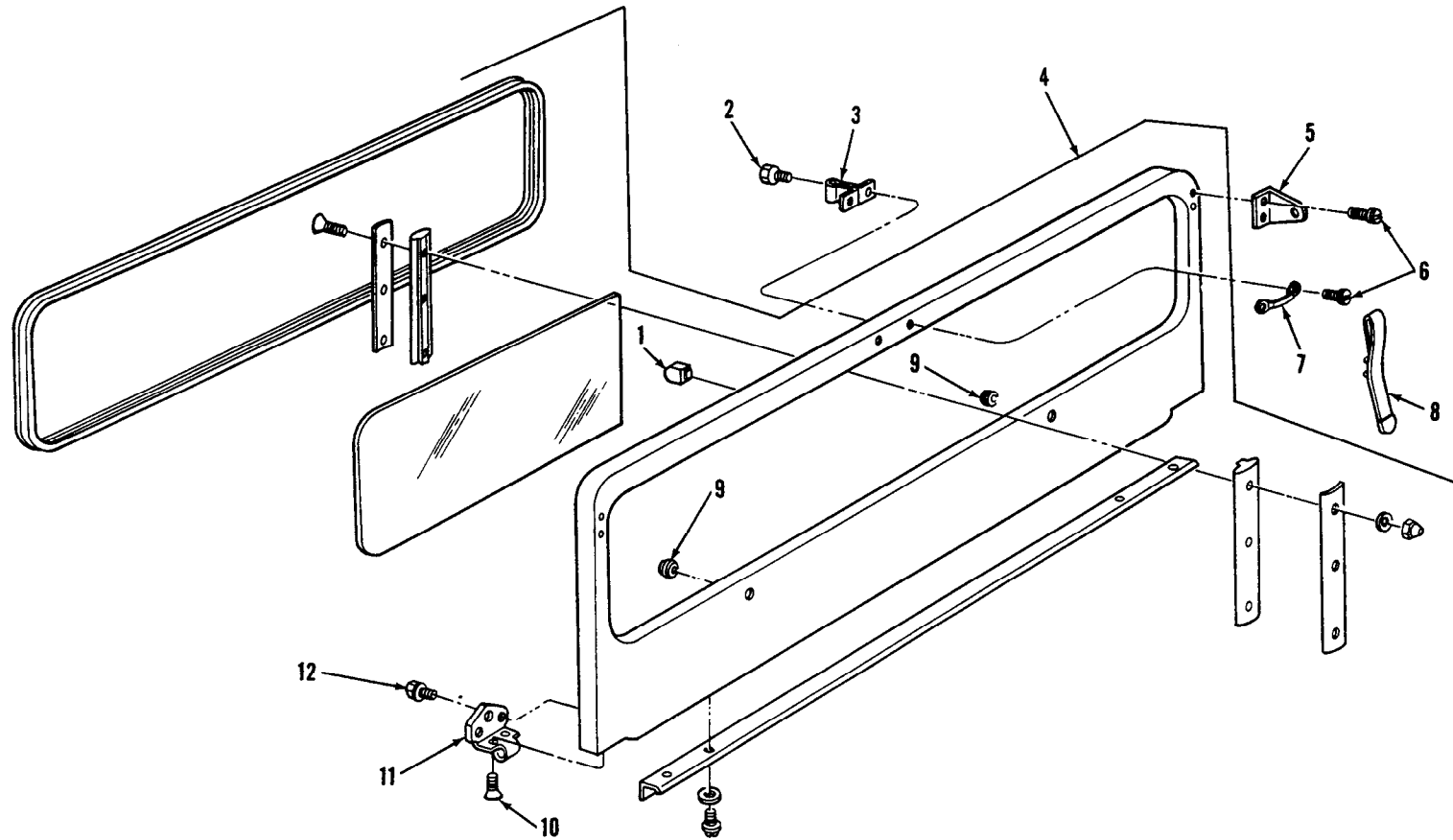
(1) SMR CODE	(2) FEDERAL STOCK NUMBER	(3) DESCRIPTION		(4) UNIT OF MEAS.	(5) QTY INC IN UNIT	(6) 15-DAY ORGANIZATIONAL MAINTENANCE ALW				(7) ILLUSTRATION	
						(a) 1-5	(b) 6-20	(c) 21-50	(d) 51-100	(a) FIGURE NO.	(b) ITEM NO.
		REFERENCE NUMBER & MFG. CODE	USABLE ON CODE								
		GROUP 1801—BODY, CAB AND HOOD HOOD CATCH AND ATTACHING PARTS FIG. 18-1									
PO	5310-088-1251	NUT. SELF-LOCKING: carb-s, cd-pltd, ¼-20 UNC-2B, hood catch bracket to hood, MS51922-1 (96906).		EA	4	*	*	*	*	18-1	1
PO	5340-168-7233	BRACKET: hood catch, 8359955 (19207).		EA	2	*	*	*	*	18-1	2
PO	5305-988-1723	SCREW. MACHINE: pan-head, cross-recessed, carb-s, cd-pltd, ¼-20 UNC-2A, ½ in: lg, hood catch bracket to hood (4); hood catch assembly to fender (4); MS35206-279 (96906).		EA	8	*	*	*	*	18-1	3
PO	2510-769-7487	CATCH ASSEMBLY: hood, 7697487 (19207).		EA	2	*	*	*	*	18-1	4
PO	5310-582-5965	WASHER, LOCK: split, carb-s, cd-pltd, for ¼ screw size, hood catch assembly to fender, MS35338-44 (96906).		EA	4	*	*	*	*	18-1	5
PO	5340-176-8451	BUMPER, RUBBER: engine cover (hood) 11644853 (19207).		EA	6	*	*	*	*	18-1	6
X2O		BUMPERETTE: rear 8754890 NON-ILLUSTRATED		EA	2	*	*	*	*		
PO	5305-710-4204	BOLT: MS90726-98 (96906)		EA	4	*	*	*	*		
PO	5310-880-7745	NUT: MS51968-11 (96906)		EA	8	*	*	*	*		
PO	5310-809-4085	WASHER, FLAT: MS27183-16 (96906)		EA	8	*	*	*	*		
PO	5310-209-0965	WASHER, LOCK: MS35338-47 (96906)		EA	8	*	*	*	*		
PO	5305-710-4200	BOLT: MS90726-94 (96906)		EA	4	*	*	*	*		
PO	2510-177-7871	HOOD: 8754805 (19207)		EA	1	*	*	*	*		
X2O		BUMPER: front vehicular 8712348 (19207)		EA	1	*	*	*	*		
PO	5305-710-4204	BOLT: MS90726-98 (96906)		EA	4	*	*	*	*		
PO	5310-209-0965	WASHER: MS35338-47 (96906)		EA	4	*	*	*	*		
PO	5310-880-7745	NUT: MS51968-11 (96906)		EA	4	*	*	*	*		
X2O		HINGE: 8754723 (19207)		EA	2	*	*	*	*		
PO	5305-068-0502	BOLT: MS90725-6 (96906)		EA	12	*	*	*	*		
PO	5310-809-4058	WASHER: MS27183-10 (96906)		EA	12	*	*	*	*		
PO	5310-088-1251	NUT: MS51922-1 (96906)		EA	12	*	*	*	*		



AT 39964

Figure 18-1. Hood catch and attaching parts.

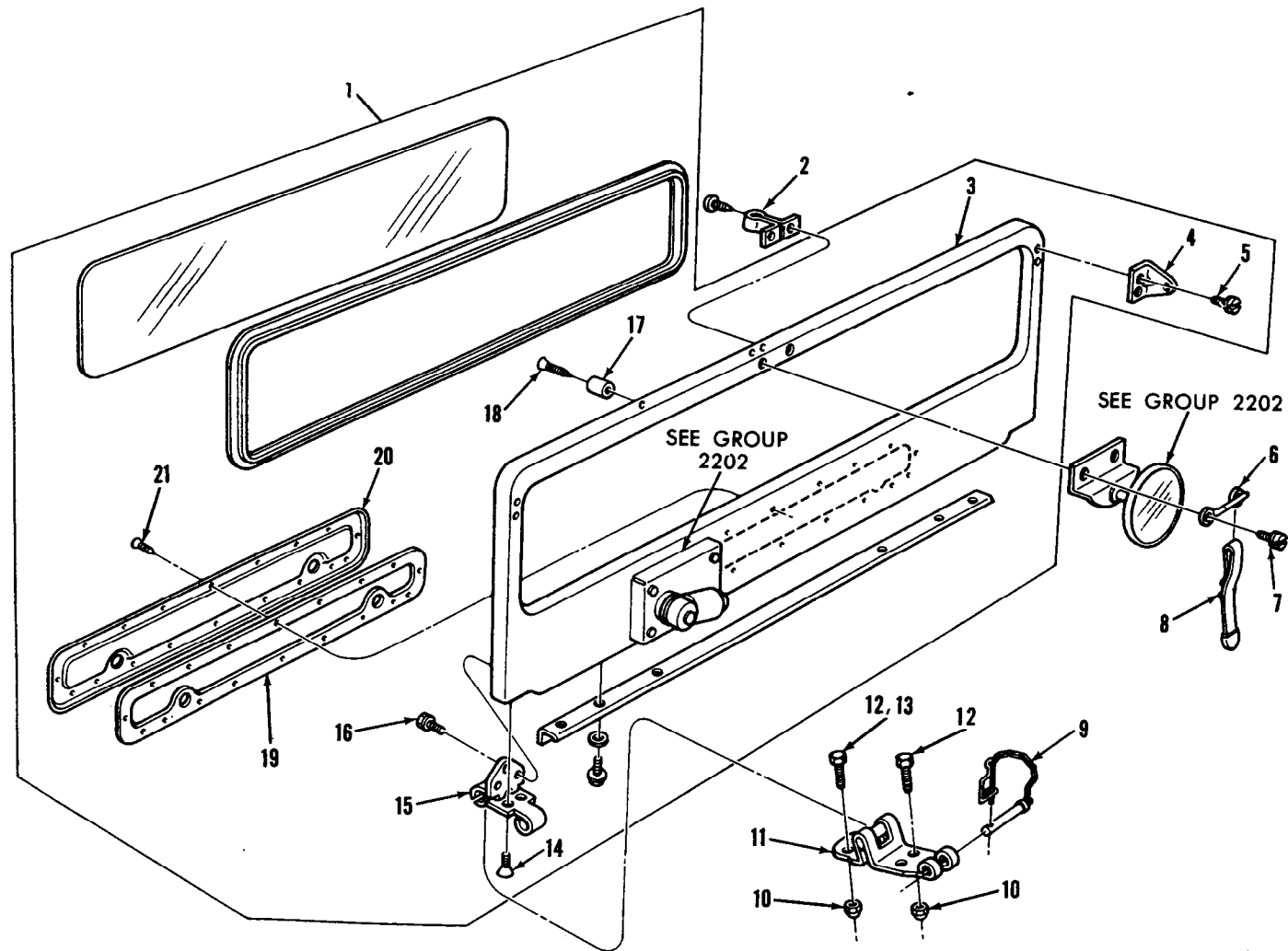
(1) SMR CODE	(2) FEDERAL STOCK NUMBER	(3) DESCRIPTION		(4) UNIT OF MEAS.	(5) QTY INC IN UNIT	(6) 15-DAY ORGANIZATIONAL MAINTENANCE ALW				(7) ILLUSTRATION	
		REFERENCE NUMBER & MFG. CODE	USABLE ON CODE			(a) 1-5	(b) 6-20	(c) 21-50	(d) 51-100	(a) FIGURE NO.	(b) ITEM NO.
		GROUP 1801—BODY, CAB AND HOOD—CONTINUED									
		WINDSHIELD ASSEMBLY AND RELATED PARTS (M151, M151A, M151A1C AND M718) FIG. 18-2.									
PO	5340-463-4605	BUMPER: windshield, 11598981 (19207).	A	EA	2	*	*	*	*	18-2	1
PO	5306-042-5623	SCREW AND WASHER ASSEMBLY: windshield catch, 425623 (21450).	A	EA	2	*	*	*	*	18-2	2
PO	2510-177-7872	CATCH: windshield hold down, 8754793, (19207).	A	EA	1	*	*	*	*	18-2	3
POR	2510-858-5597	WINDSHIELD ASSEMBLY: flat, vehicular, (complete), 10950776 (19207).	A	EA	1	*	*	*	*	18-2	4
PO	2510-177-8114	BRACKET: windshield top horizontal rod, 7331320 (19207).		EA	2	*	*	*	*	18-2	5
PO	5305-527-5751	SCREW AND WASHER ASSEMBLY: windshield bracket (4); windshield strap loop (2); 441375 (21450).	A	EA	6	*	*	*	*	18-2	6
PO	5340-764-2334	LOOP: strap fastener, windshield, MS51939-1 (96906).		EA	1	*	*	*	*	18-2	7
PO	5340-753-3740	STRAP ASSEMBLY: windshield tie down, (optional) 7331195 (19207).		EA	1	*	*	*	*	18-2	8
PO	5340-168-7111	STRAP ASSEMBLY: windshield tie down, nylon (optional) 11630570 (19207).		EA	1	*	*	*	*	18-2	8
PO	5325-131-6197	GROMMET: windshield wiper shaft, 8754843 (19207).	A	EA	2	*	*	*	*	18-2	9
PO	5305-958-5251	SCREW, MACHINE: 82 deg. flat countersunk head, cross-recessed, 5/16-18 UNC-2A X 5/8 in. lg. to attach hinge to windshield, MS35190-303 (96906).		EA	4	*	*	*	*	18-2	10
PO	2510-177-7787	HINGE: windshield, 7331196 (19207).	A	EA	2	*	*	*	*	18-2	11
PO	5306-019-1677	SCREW AND WASHER ASSEMBLY: to attach hinge to windshield, 191677 (21450).	A	EA	6	*	*	*	*	18-2	12



AT 40028

Figure 18-2. Windshield assembly and related parts (M151, M151A1, M151A1C and M718).

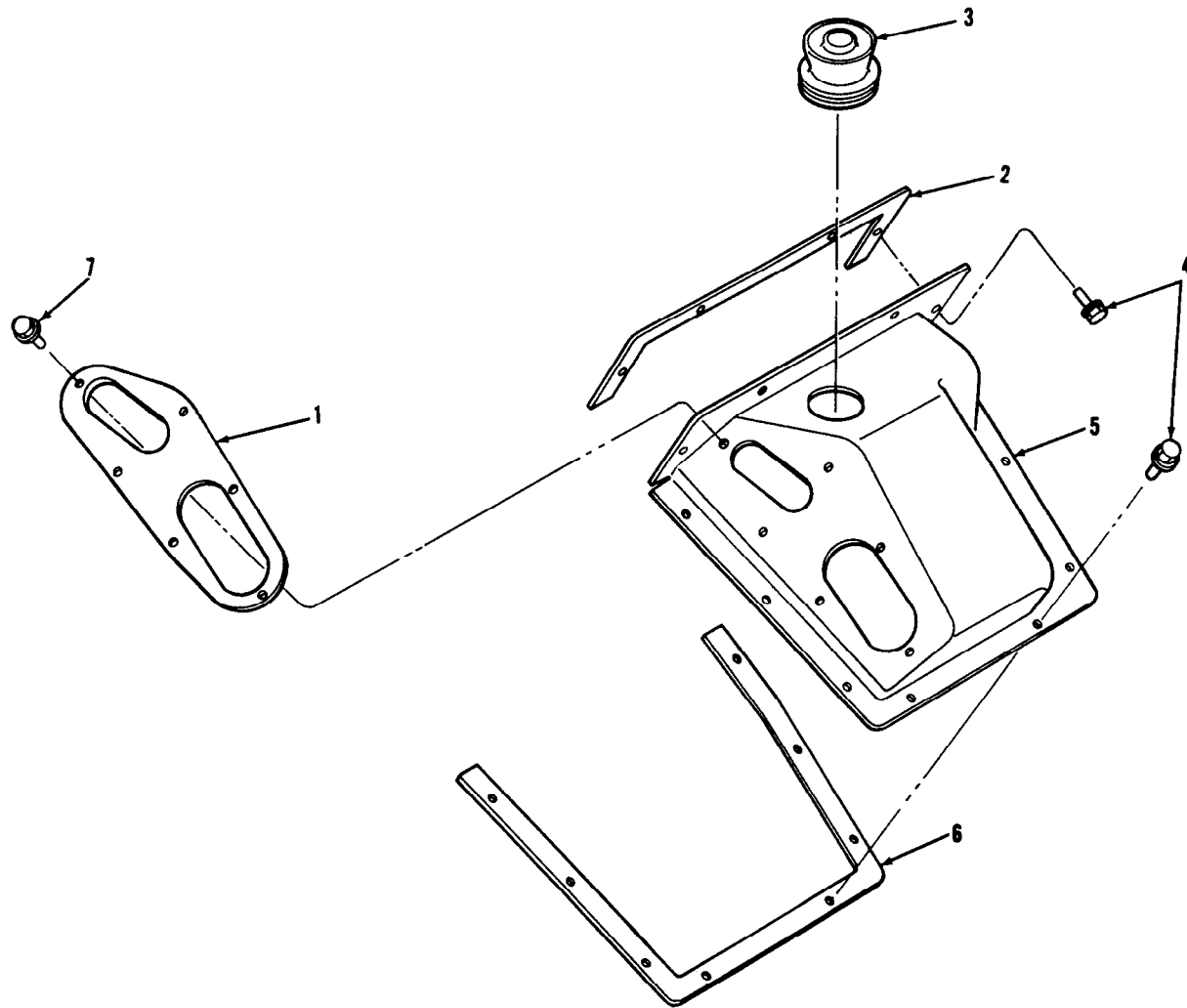
(1) SMR CODE	(2) FEDERAL STOCK NUMBER	(3) DESCRIPTION	(4) UNIT OF MEAS.	(5) QTY INC IN UNIT	(6) 15-DAY ORGANIZATIONAL MAINTENANCE ALW				(7) ILLUSTRATION		
					(a) 1-5	(b) 6-20	(c) 21-50	(d) 51-100	(a) FIGURE NO.	(b) ITEM NO.	
		REFERENCE NUMBER & MFG. CODE	USABLE ON CODE								
		GROUP 1801—BODY, CAB AND HOOD—CONTINUED									
		WINDSHIELD ASSEMBLY AND RELATED PARTS (M151A2, M718A1, and M825) FIG. 18-3.									
POR	2510-176-9146	WINDSHIELD ASSEMBLY: (W / O wiper motor and linkage) 11639652 (19207).	B	EA	1	*	*	*	*	18-3	1
X2O		CATCH: windshield hood, 11644916 (19207).	B	EA	1	*	*	*	*	18-3	2
X2O		PANEL ASSEMBLY, WINDSHIELD: 11644921 (19207).	B	EA	1	*	*	*	*	18-3	3
PO	2510-177-8114	BRACKET: windshield top horizontal rod, 7331320 (19207).		EA	2	*	*	*	*	18-3	4
PO	5305-527-5751	SCREW AND WASHER ASSEMBLY: to attach bracket to windshield, 441375 (21450).	B	EA	4	*	*	*	*	18-3	5
PO	5340-764-2334	LOOP: strap fastener, windshield, MS51939-1 (96906).		EA	1	*	*	*	*	18-3	6
PO	5305-531-0341	SCREW AND WASHER ASSEMBLY: to attach strap fastener loop and mirror bracket to windshield panel, 440485 (21450).	B	EA	2	*	*	*	*	18-3	7
PO	5340-753-3740	STRAP ASSEMBLY: windshield tie down (optional) 7331195 (19207).		EA	1	*	*	*	*	18-3	8
PO	5340-168-7111	STRAP ASSEMBLY: windshield tie down nylon, (optional) 11630570 (19207).		EA	1	*	*	*	*	18-3	8
PO	2540-165-4041	PIN ASSEMBLY: windshield hinge, 7331383 (19207).		EA	2	*	*	*	*	18-3	9
PO	5310-989-3806	NUT, SELF-LOCKING, HEXAGON: carb-s, cd-pltd, 5 / 16 -18 UNC, to attach hinge to cowl, MS51922-9 (96906)		EA	8	*	*	*	*	18-3	10
X2O		HINGE ASSEMBLY, WINDSHIELD: 11644887 (19207)	B	EA	2	*	*	*	*	18-3	11
PO	5306-225-8498	SCREW, CAP, HEXAGON HEAD: carb-s, cd-pltd, 5 / 16-18 UNC-2A x 7 / 8 in. lg, to attach hinge to cowl, MS90725-33 (96906)		EA	6	*	*	*	*	18-3	12
PO	5306-225-8500	SCREW, CAP, HEXAGON HEAD: carb-s, cd-pltd, 5 / 16-18 UNC-2A x 1 1/8 in. lg, to attach hinge to cowl, (left side only), MS90725-35 (96906)		EA	2	*	*	*	*	18-3	13
PO		SCREW, TO ATTACH HINGE TO WINDSHIELD: 11641085-1 (19207)	B	EA	4	*	*	*	*	18-3	14
X2O		HINGE, WINDSHIELD: 11644912 (19207)	B	EA	2	*	*	*	*	18-3	15
PO		SCREW: to attach hinge to windshield, 11641086-1 (19207)	B	EA	6	*	*	*	*	18-3	16
PO		BUMPER ASSEMBLY: windshield, 11644886 (19207)	B	EA	2	*	*	*	*	18-3	17
PO	5305-044-4162	SCREW, TAPPING: thread forming, cross-recessed, no. 8-7 / 8 in. lg, to attach bumper to windshield panel, MS24621-33 (96906)	B	EA	2	*	*	*	*	18-3	18
PO	5330-143-8710	GASKET: windshield panel cover, 11644892 (19207)	B	EA	1	*	*	*	*	18-3	19
X2O		COVER: windshield panel, 11644901 (19207)	B	EA	1	*	*	*	*	18-3	20
PO	5305-840-6694	SCREW, TAPPING: thread forming, cross-recessed, no. 8 / 32 in. lg, to attach cover and gasket to windshield panel, MS24621-29 (96906)	B	EA	18	*	*	*	*	18-3	21
PO	5305-068-0502	SCREW, CAP, HEXAGON HEAD: carb-s, cd-pltd, 1/4-20 UNC-2A x 3/4 in. lg, to attach rear composite light cable guard, MS90725-6 (96906)	B	EA	6	*	*	*	*	6-18	12
PO	5310-582-5965	WASHER, LOCK: split, carb-s, cd-pltd, for 1/4 screw size to attach rear composite light cable guard, MS35338-44 (96906)	B	EA	6	*	*	*	*	6-18	13



AT 40015

Figure 18-3. Windshield assembly and related parts. (M151A2, M718A1, and M825).

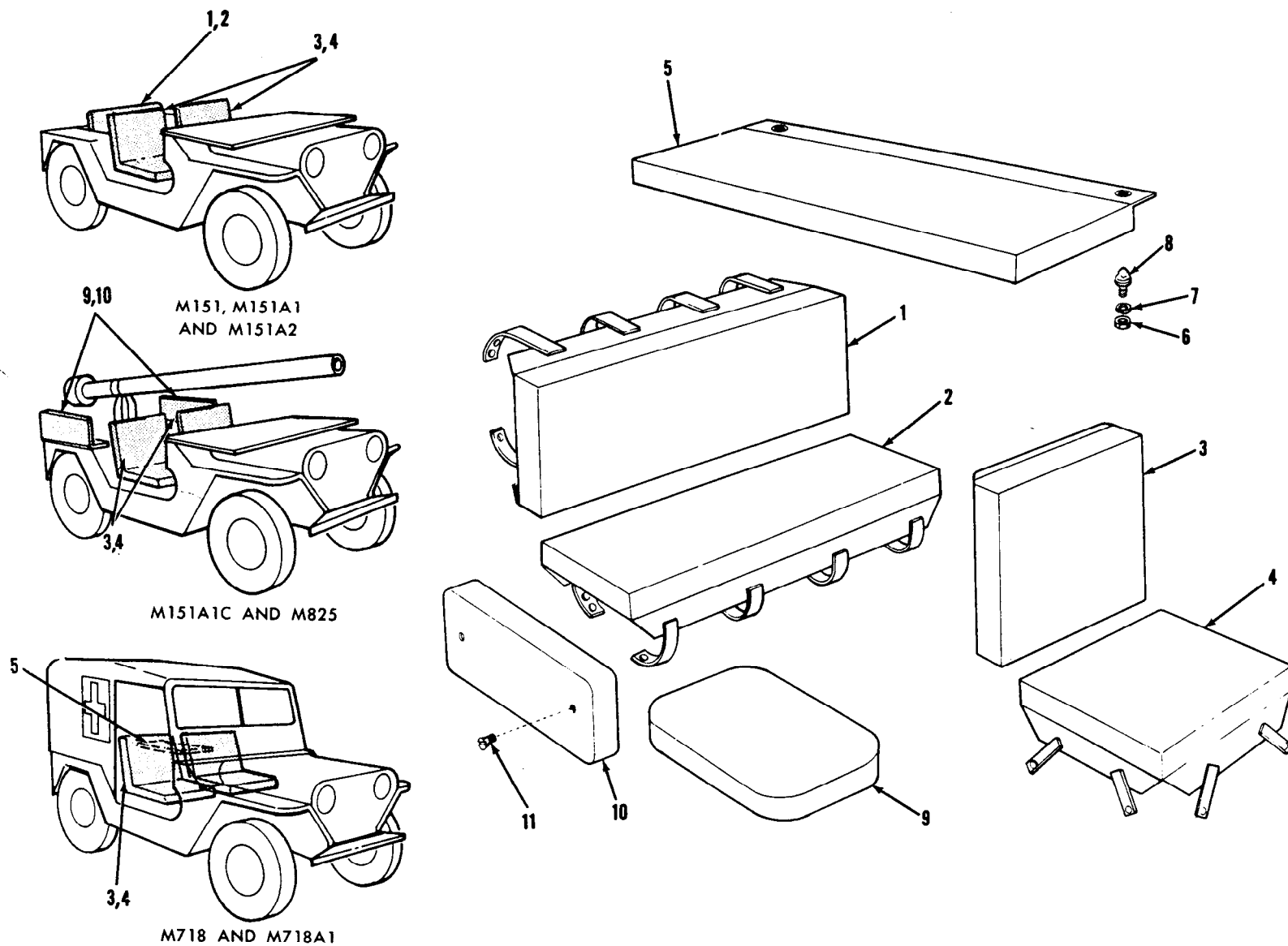
(1) SMR CODE	(2) FEDERAL STOCK NUMBER	(3) DESCRIPTION REFERENCE NUMBER & MFG. CODE USABLE ON CODE	(4) UNIT OF MEAS.	(5) QTY INC IN UNIT	(6) 15-DAY ORGANIZATIONAL MAINTENANCE ALW				(7) ILLUSTRATION	
					(a) 1-5	(b) 6-20	(c) 21-50	(d) 51-100	(a) FIGURE NO.	(b) ITEM NO.
		GROUP 1805—FLOORS TRANSMISSION COVER PLATE AND RELATED PARTS (fig. 18-4)								
X2O		RETAINER: transmission cover plate gasket, 8754850 (19207)	EA	1	*	*	*	*	18-4	1
PO	5330-222-9036	GASKET: transmission cover plate, front, 7331373 (19207)	EA	1	*	*	*	*	18-4	2
PO	2540-887-1343	PARTS KIT, DUST AND MOISTURE SEAL: 5702243 (19207) A	EA	V	*	*	*	*		
		Composed of:								
PO	2520-678-1352	1—SEAL, BELLOW, RUBBER CLUTCH RELEASE ROD: (*) 8754071 (19207)	EA	1	*	*	*	*	2-1	3
PO	2540-678-1353	1—BOOT: accelerator pedal rod (*), 8754175 (19207)	EA	1	*	*	*	*	3-9	11
PO	2520-678-2992	1—BOOT: transmission shift lever at housing, (*), 8754099 (19207)	EA	1	*	*	*	*	7-1	8
PO	2520-678-2993	1—BOOT: transfer lever, (*), 8754081 (19207) A	EA	1	*	*	*	*	8-1	3
PO	2530-678-2971	1—BOOT: handbrake lever, (*), 8754289 (19207) A	EA	1	*	*	*	*	12-2	2
PO	2530-678-3065	1—SEAL: steering column, (*), 8754466 (19207) A	EA	1	*	*	*	*	14-2	4
PO	2520-678-3008	1—BOOT: transmission shift lever at cover, (*), 8754098 (19207)	EA	1	*	*	*	*	18-4	3
PO	5306-042-5389	SCREW AND WASHER ASSEMBLY: transmission cover plate attaching, 425389 (21450)	EA	12	*	*	*	*	18-4	4
X2O		PANEL: transmission cover, 7331369 (19207)	EA	1	*	*	*	*	18-4	5
PO	5330-230-3719	GASKET: transmission cover plate, rear, 7331372 (19207)	EA	1	*	*	*	*	18-4	6
PO	5306-042-5379	SCREW AND WASHER ASSEMBLY: transmission cover plate gasket retainer attaching, 425379 (21450)	EA	6	*	*	*	*	18-4	7
PO	2510-043-3742	PARTS KIT, DUST AND MOISTURE SEAL: 5703326 (19207)	EA	V	*	*	*	*		
		Composed of:								
PO	2520-678-2992	1—BOOT: transmission gear shift housing, 8754099 (19207)	EA	1	*	*	*	*	7-1	8
PO	2520-678-3008	1—BOOT: transmission gear shift lever, 8754098 (19207)	EA	1	*	*	*	*	18-4	3
PO	2540-678-1353	1—BOOT: accelerator pedal rod, 8754175 (19207)	EA	1	*	*	*	*	3-9	11
PO	2520-678-1352	1—SEAL: clutch release rod, 8754071 (19207)	EA	1	*	*	*	*	2-1	3
PO	2530-678-3065	1—SEAL: steering column opening, 8754466 (19207)	EA	1	*	*	*	*	14-2	4
PO		1—SHIELD, DUST: control levers, 11644833 (19207)	EA	1	*	*	*	*	12-2	1.3



AT 36561

Figure 18-4. Transmission cover plate and related parts.

(1) SMR CODE	(2) FEDERAL STOCK NUMBER	(3) DESCRIPTION REFERENCE NUMBER & MFG. CODE USABLE ON CODE		(4) UNIT OF MEAS.	(5) QTY INC IN UNIT	(6) 15-DAY ORGANIZATIONAL MAINTENANCE ALW				(7) ILLUSTRATION	
						(a)	(b)	(c)	(d)	(a) FIGURE NO.	(b) ITEM NO.
						1-5	6-20	21-50	51-100		
		GROUP 1806—UPHOLSTERY AND SEATS SEAT CUSHIONS (fig. 18-5)									
PO	2540-678-1805	CUSHION ASSEMBLY: rear seat back, (cotton duck) 7345149 (19207)	E	EA	1	*	*	*	*	18-5	1
PO	2540-678-2977	CUSHION ASSEMBLY: rear seat, (cotton duck) 7345140 (19207)	E	EA	1	*	*	*	*	18-5	2
PO	2540-678-2965	CUSHION ASSEMBLY: front seat back (cotton duck) 8754948 (19207)		EA	2	*	*	*	*	18-5	3
PO	2540-678-1804	CUSHION ASSEMBLY: front seat (cotton duck) 8754900 (19207)		EA	2	*	*	*	*	18-5	4
PO	2540-999-8861	CUSHION ASSEMBLY: side seat, (cotton duck) 11598849 (19207)	C	EA	1	*	*	*	*	18-5	5
PO	5310-934-9747	NUT, PLAIN, HEXAGON: carb-s, cd-pltd, no. 6-32 UNC-2B, to attach side cushion turnbutton stud, MS35649-262 (96906)	C	EA	2	*	*	*	*	18-5	6
PO	5310-045-4007	WASHER, LOCK: split, carb-s, cd-pltd, for no. 6 screw size, to attach side cushion turnbutton stud, MS35338-41 (96906)	C	EA	2	*	*	*	*	18-5	7
PO	5325-907-0704	STUD, TURNBUTTON FASTENER: to attach side cushion assy, 10921905-1 (19207)	C	EA	2	*	*	*	*	18-5	8
PO	2540-832-5665	CUSHION ASSEMBLY: individual seat, (cotton duck), 10936840 (19207)	F	EA	2	*	*	*	*	18-5	9
PO	2540-832-5664	CUSHION ASSEMBLY: individual seat back, (cotton duck) 10936838 (19207)	F	EA	2	*	*	*	*	18-5	10
PO	5305-988-3784	SCREW, MACHINE: countersunk head, cross-recessed, carb-s, cd-pltd, 1/4-28 UNF-2A x 1/2 in. lg, to attach rear side seat back (4); and rear side seat (8); MS35191-289 (96906)	F	EA	12	*	*	*	*	18-5	11



AT 39962

Figure 1B-5. Seat cushions.

(1) SMR CODE	(2) FEDERAL STOCK NUMBER	(3) DESCRIPTION REFERENCE NUMBER & MFG. CODE USABLE ON CODE		(4) UNIT OF MEAS.	(5) QTY INC IN UNIT	(6) 15-DAY ORGANIZATIONAL MAINTENANCE ALW				(7) ILLUSTRATION	
						(a)	(b)	(c)	(d)	(a)	(b)
						1-5	6-20	21-50	51-100	FIGURE NO.	ITEM NO.
		GROUP 1806—UPHOLSTERY AND SEATS—CONTINUED									
		FRONT SEAT RETAINING PINS (fig. 18-6)									
PO	5315-200-8283	PIN: front seat retainer, 431780 (21450)		EA	4	*	*	*	*	18-6	1
PO	5305-253-5620	SCREW: front seat chain retainer, MS21318-29 (96906)		EA	4	*	*	*	*	18-6	2
PO	4010-228-9949	CHAIN: front seat retainer, 6 in. lg, 10885108 (19207)		FT	V	*	*	*	*	18-6	3
PO	5340-871-3858	RETAINER: front seat pin, 8754047 (19207)		EA	4	*	*	*	*	18-6	4
PO	5320-264-3282	RIVET: front seat chain retaining MS16536-62 (96906)		EA	2	*	*	*	*	18-6	5
PO	2540-815-5725	PIN AND CHAIN ASSEMBLY: front seat, 10885549 (19207)		EA	2	*	*	*	*	18-6	6

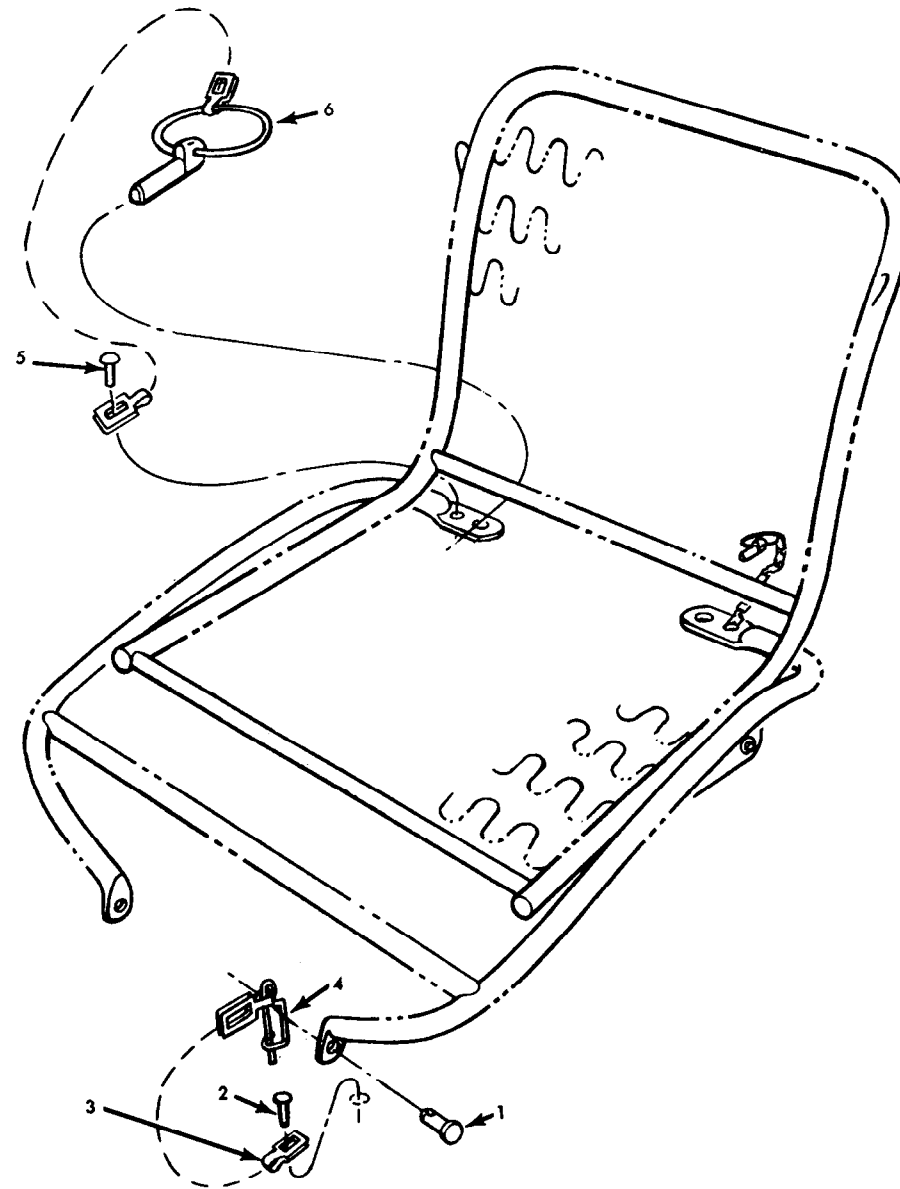
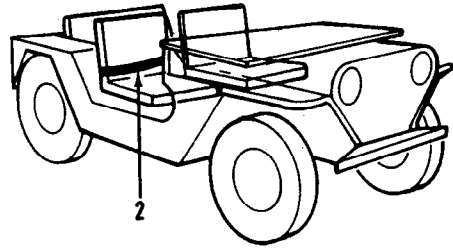
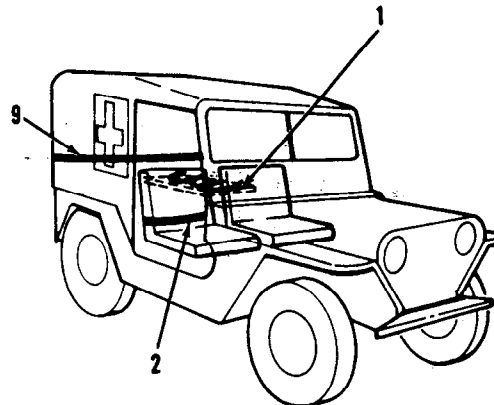


Figure 18-6. Front seat retaining pins.

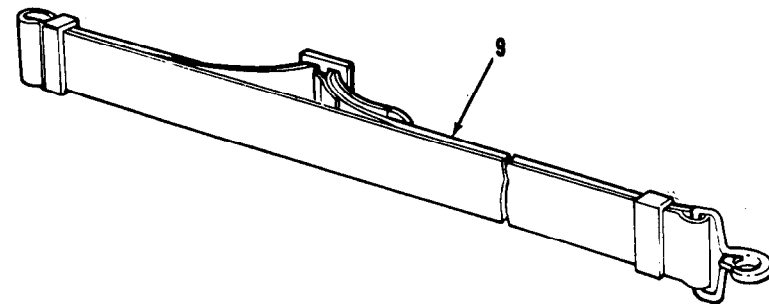
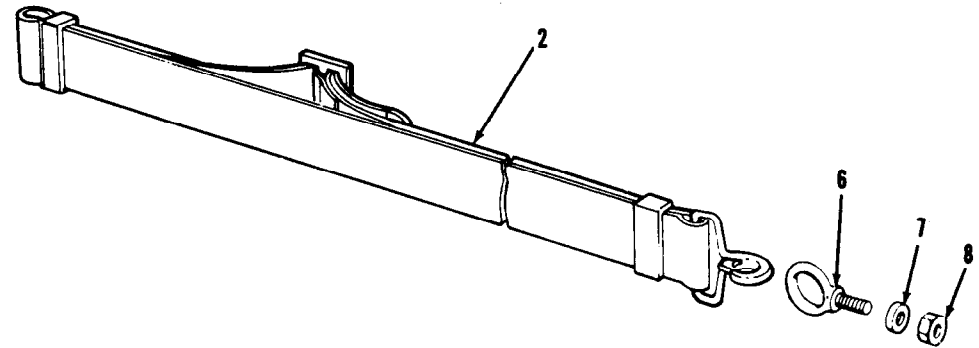
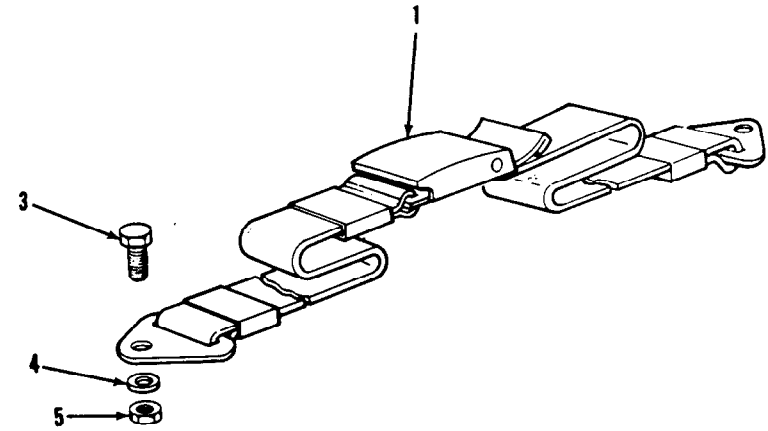
(1) SMR CODE	(2) FEDERAL STOCK NUMBER	(3) DESCRIPTION		(4) UNIT OF MEAS.	(5) QTY INC IN UNIT	(6) 15-DAY ORGANIZATIONAL MAINTENANCE ALW				(7) ILLUSTRATION	
						(a) 1-5	(b) 6-20	(c) 21-50	(d) 51-100	(a) FIGURE NO.	(b) ITEM NO.
		REFERENCE NUMBER & MFG. CODE	USABLE ON CODE								
		GROUP 1808—STOWAGE RACKS, BOXES & STRAPS DRIVER AND PASSENGER SAFETY BELTS (fig. 18-7)									
PO	2540-832-6056	BELT, AUTOMOBILE SAFETY, LAP: side seat (3); 11598826 (19207)	C	EA	3	*	*	*	*	18-7	1
PO	5340-591-3444	STRAP ASSEMBLY: safety belt, (cotton duck) 7071436 (19207)		EA	1	*	*	*	*	18-7	2
PO	5305-710-4190	SCREW, CAP, HEXAGON HEAD: carb-s, cd-pltd, 7 / 16-20UNF-2A x 1 in. lg. to attach safety belt assembly, side seat, MS90726-85 (96906)	C	EA	6	*	*	*	*	18-7	3
PO	5310-809-5997	WASHER, FLAT: round, s, cd-pltd, for 7 / 16 screw size, to attach safety belt assembly front seat (all models) (4); side seat (M718 and M718A1 only) (7); MS27183-17 (96906)	C	EA	7	*	*	*	*	18-7	4
PO	5310-088-0552	NUT, SELF-LOCKING, HEXAGON: non-metallic insert, s, cd-pltd, 7 / 16-20UNF-3B, to attach safety belt assembly, side seat; MS21044-N7 (96906)	C	EA	6	*	*	*	*	18-7	5
PO	5306-168-3061	BOLT, EYE: safety belt, co-driver, 10950786 (19207)		EA	1	*	*	*	*	18-7	6
PO	5310-809-4061	WASHER, FLAT: round, s, cd-pltd for 3/8 screw size, co-driver safety belt eye retaining, MS27183-15 (96906)		EA	2	*	*	*	*	18-7	7
PO	5310-087-4652	NUT, SELF-LOCKING, HEXAGON: carb-s, cd-pltd, 3/8-16 UNC, co-driver safety belt eye retaining, MS51922-17 (96906)		EA	1	*	*	*	*	18-7	8
PO	2540-832-6049	STRAP ASSEMBLY: safety belt, rear (cotton duck), 5601318-2 (19207)	C	EA	1	*	*	*	*	18-7	9



ALL OTHER MODELS



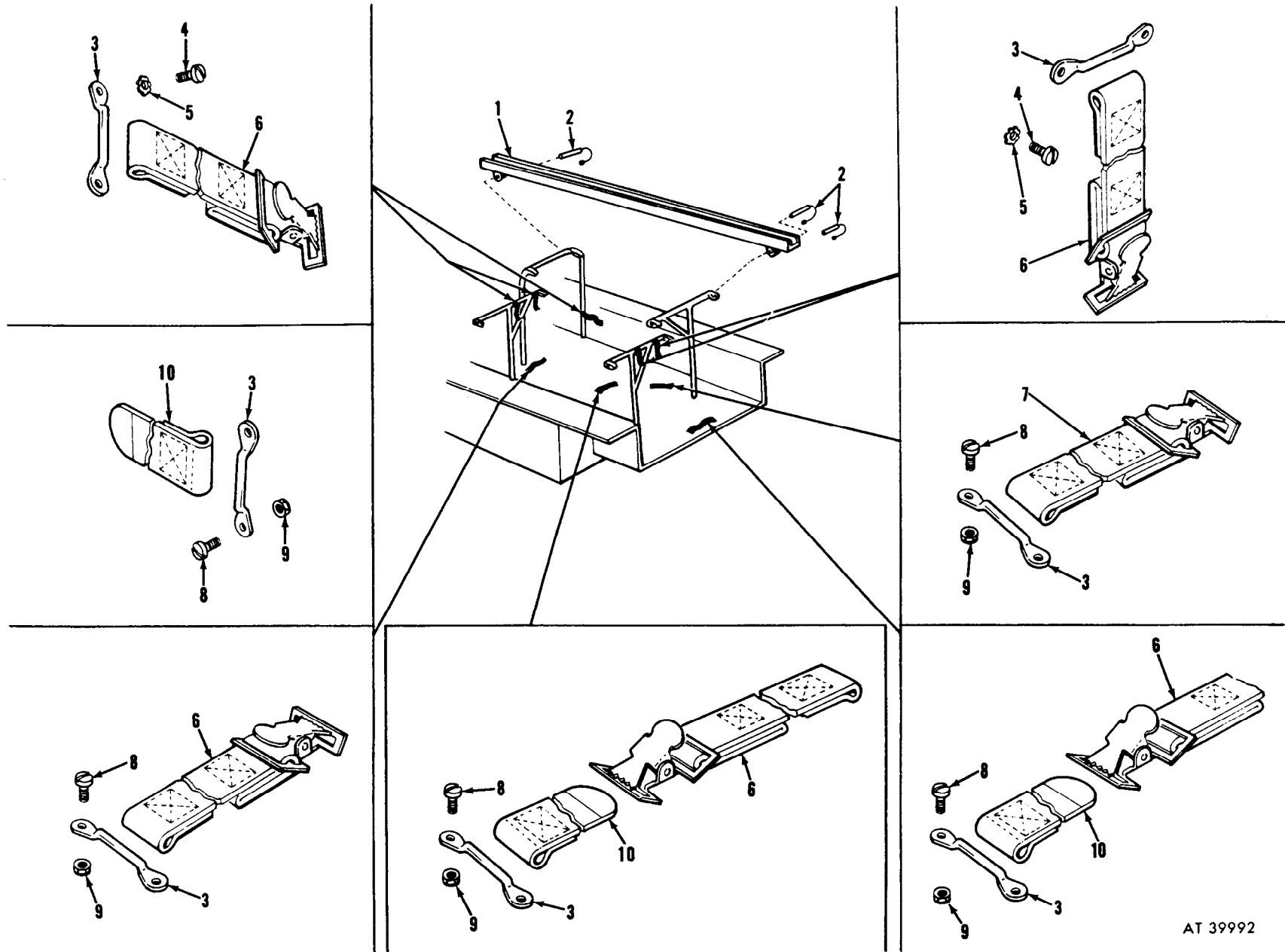
M718 AND M718A1



AT 39998

Figure 18-7. Driver and passenger seat belts.

(1) SMR CODE	(2) FEDERAL STOCK NUMBER	(3) DESCRIPTION		(4) UNIT OF MEAS.	(5) QTY INC IN UNIT	(6) 15-DAY ORGANIZATIONAL MAINTENANCE ALW				(7) ILLUSTRATION	
		REFERENCE NUMBER & MFG. CODE	USABLE ON CODE			(a) 1-5	(b) 6-20	(c) 21-50	(d) 51-100	(a) FIGURE NO.	(b) ITEM NO.
		GROUP 1808—CONTINUED									
		AMBULANCE LITTER RAILS, STRAPS AND ATTACHING PARTS (M718 and M718A1) (fig. 18-8)									
X20		RAIL AND RETAINER ASSEMBLY: ambulance litter, 10950950 (19207)	C	EA	6	*	*	*	*	18-8	1
PO	2510-832-6044	PIN ASSEMBLY: litter rail bracket, 11598847 (19207)	C	EA	18	*	*	*	*	18-8	2
PO	5340-764-2334	LOOP, FOOTMAN: strap mounting, MS51939-1 (96906)	C	EA	10	*	*	*	*	18-8	3
PO	5305-989-7434	SCREW, MACHINE: pan hd, cross-recessed, carb-s, cd-pltd, no. 10-32 UNF-2A x ½ in. lg, to attach loops, MS35207-263 (96906)	C	EA	6	*	*	*	*	18-8	4
PO	5310 596-7691	WASHER, LOCK: flat, external tooth, carb-s, cd-pltd, for no. 10 screw size, to attach loops, MS35335-32 (96906)	C	EA	6	*	*	*	*	18-8	5
MFO		STRAP ASSEMBLY: webbing (cotton) w / buckle, 10950890-1 (19207)	C	EA	6					18-8	6
MFO		STRAP ASSEMBLY: webbing, (cotton) w / buckle and clip, 11598966 (19207)	C	EA	1					18-8	7
PO	5305-989-7435	SCREW, MACHINE: pan hd, cross-recessed carb-s, cd-pltd, no. 10-32 UNF-2A x ⅝ in. lg, to attach loops, MS35207-264 (96906)	C	EA	14	*	*	*	*	18-8	8
PO	5310-877-5797	NUT, SELF-LOCKING, HEXAGON: non-metallic insert, s, cd-pltd, no. 10-32 UNF-3B, to attach loops, MS21044-N3 (96906)	C	EA	14	*	*	*	*	18-8	9
MFO		STRAP ASSEMBLY: webbing, (cotton) w / end clip, 10950891 (19207)	C	EA	3					18-8	10



AT 39992

Figure 13-8. Ambulance litter rails, straps and attaching parts (M718 and M718A1).

(1) SMR CODE	(2) FEDERAL STOCK NUMBER	(3) DESCRIPTION REFERENCE NUMBER & MFG. CODE USABLE ON CODE	(4) UNIT OF MEAS.	(5) QTY INC IN UNIT	(6) 15-DAY ORGANIZATIONAL MAINTENANCE ALW				(7) ILLUSTRATION		
					(a) 1-5	(b) 6-20	(c) 21-50	(d) 51-100	(a) FIGURE NO.	(b) ITEM NO.	
		GROUP 1808—CONTINUED									
		MISCELLANEOUS STRAPS AND ATTACHING PARTS (fig. 18-9)									
PO	5340-158-1433	STRAP ASSEMBLY: w / end clip, gasoline can hold down, (cotton duck) 11630578 (19207)	E	EA	1	*	*	*	*	18-9	1
PO	5340-678-1417	STRAP ASSEMBLY: gasoline can hold down (cotton duck) 7345189 (19207)	E	EA	1	*	*	*	*	18-9	2
PO	5305-989-7435	SCREW, MACHINE: pan hd, cross-recessed, carb-s cd-pltd, no. 10-32 UNF-2A x 5/8 in. lg, to attach gasoline can loops (M151, M151A1 and M151A2) (6), splint set loops (M718 and M718A2) (8), blanket loops, (M718 and M718A1) (4), MS35207-264 (96906)	G	EA	18	*	*	*	*	18-9	3
PO	5340-916-6539	LOOP: strap fastener, gasoline can strap mounting, MS51939-2 (96906)	E	EA	3	*	*	*	*	18-9	4
PO	5310-877-5797	NUT, SELF-LOCKING, HEXAGON: non-metallic insert, s, cd-pltd, no. 10-32 UNF-3B, to attach gasoline can loops (M151, M151A1, and M151A2) (6); shovel loops (M151A1C and M825) (8); splint set loops (M718 and M718A1) (4); MS21044-N3 (96906)		EA	26	*	*	*	*	18-9	5
PO	5340-506-1510	STRAP ASSEMBLY: webbing, w / buckle and end clip, to attach shovel (cotton duck) 592636 (21450)	G	EA	2	*	*	*	*	18-9	6
PO	5340-543-3558	STRAP ASSEMBLY: webbing, w / buckle and end clip, to attach axe (cotton duck) 592635 (21450)		EA	1	*	*	*	*	18-9	7
PO	5340-869-6210	STRAP ASSEMBLY: webbing, w / buckle (cotton duck) to attach tube cover (2); cleaning shaft (1); shovel (2); 10944427 (19207)	F	EA	5	*	*	*	*	18-9	8
PO	5340-505-6253	STRAP ASSEMBLY: webbing, w / end clip, (cotton duck) to attach tube cover (2); cleaning shaft (1); 10945121-2 (19207)	F	EA	3	*	*	*	*	18-9	9
PO	5305-989-7434	SCREW, MACHINE: pan hd, cross-recessed, carb-s, cd-pltd, no. 10-32 UNF-2A x 1/2 in. lg, to attach tube cover loops (8); cleaning shaft loops (4); MS35207-263 (96906)	F	EA	12	*	*	*	*	18-9	10
PO	5310-596-7691	WASHER, LOCK: flat, internal tooth, carb-s, cd-pltd, for no. 10 screw size, to attach tube cover loops (8); cleaning shaft loops (4); MS35335-32 (96906)	F	EA	12	*	*	*	*	18-9	11
PO	5310-934-9751	NUT, PLAIN, HEXAGON: carb-s, cd-pltd, no. 10-32 UNF-2B, to attach cover loops (M151A1C and M825) (8); cleaning shaft loops (M151A1C and M825) (4); blanket loops (M718 and M718A1) (4); MS35650-302 (96906)	H	EA	16	*	*	*	*	18-9	12
PO	5340-764-2334	LOOP: strap fastener, tube cover strap (M151A1C and M825) (4); cleaning, shaft strap (M151A1C and M825) (2); shovel strap (M151A1C and M825) (4); splint set strap (M718 and M718A1) (4); MS51939-1 (96906)	H	EA	18	*	*	*	*	18-9	13

(1) SMR CODE	(2) FEDERAL STOCK NUMBER	(3) DESCRIPTION REFERENCE NUMBER & MFG. CODE	(4) UNIT OF MEAS.	(5) QTY INC IN UNIT	(6) 15-DAY ORGANIZATIONAL MAINTENANCE ALLOW				(7) ILLUSTRATION	
					(a) 1-5	(b) 6-20	(c) 21-50	(d) 51-100	(a) FIGURE NO.	(b) ITEM NO.
GROUP 1808—CONTINUED MISCELLANEOUS STRAPS AND ATTACHING PARTS (fig. 18-9)—Continued										
PO	5305-993-1848	SCREW, MACHINE: pan hd, cross-recessed, carb-s, F cd-pltd, no. 10-32 UNF-2A x 3/4 in. lg, to attach shovel loops, MS53207-265 (96906)	EA	8	*	*	*	*	18-9	14
PO	5310-809-8546	WASHER, FLAT: round, s, cd-pltd, for no. 10 H screw size, to attach shovel loops (M151A1C and M825) (8); blanket loops (M718 and M718A1) (4); MS27183-8 (96906)	EA	12	*	*	*	*	18-9	15
PO	5340-869-6211	STRAP ASSEMBLY: webbing, w / end clip, F (cotton duck), to attach shovel, 10945121-1 (19207)	EA	2	*	*	*	*	18-9	16
MFO		STRAP ASSEMBLY: webbing (cotton) w / buckle, C to attach splint set (2); blanket (2); 10950890-2 (19207)	EA	4	*	*	*	*	18-9	17
MFO		STRAP ASSEMBLY: webbing (cotton) w / end clip, C to attach splint set, 10950891-2 (19207)	EA	2					18-9	18
MFO		STRAP ASSEMBLY: webbing (cotton) w / end clip, C to attach blanket 10950891-3 (19207)	EA	2					18-9	19
PO	5310-982-6798	WASHER, FLAT: round, s, cd-pltd, for no. 10 C screw size, to attach blanket loops, MS27183-9 (96906)	EA	4	*	*	*	*	18-9	20
PO	5310-995-3444	SCREW, MACHINE: pan hd, cross-recessed, carb-s, C cd-pltd, no. 10-32 UNF-2A x 7/8 in. lg, to attach blanket loops, MS35207-266 (96906)	EA	4	*	*	*	*	18-9	21
PO	5310-596-7686	WASHER, LOCK: split, carb-s, cd-pltd, C for no. 10 screw size, to attach blanket loops, MS35338-43 (96906).	EA	4	*	*	*	*	18-9	22
GROUP 1812—SPECIAL PURPOSE BODIES AMBULANCE BODY EXTENSIONS AND RELATED PARTS (M718, and M718A1) (fig. 18-10)										
PO	5306-225-9089	SCREW, CAP, HEXAGON HEAD: carb-s, cd-pltd, 5 / 16-24 C UNF-2A x 1 in. lg, to attach left and right extension assemblies to body (18); to attach center extension assembly to body (6); to attach center extension assembly to right and left extension assemblies (10); MS90726-34 (96906).	EA	34	*	*	*	*	18-10	1
X20		EXTENSION ASSEMBLY: body, left, ambulance, I 10950888 (19207)	EA	1	*	*	*	*	18-10	2
X20		EXTENSION ASSEMBLY: body, left, ambulance, D 11660409 (19207)	EA	1	*	*	*	*	18-10	2
X20		PLATE, REINFORCEMENT: body extension, upper left, C 10950884 (19207).	EA	1	*	*	*	*	18-10	3
PO	5310-407-9566	WASHER, LOCK: split, carb-s, cd-pltd, for C 5 / 16 screw size, to attach left and right extension assemblies to body (18); to attach center extension assembly to body (6); to attach center extension assembly to left and right extension assemblies (10); MS35338-45 (96906).	EA	34	*	*	*	*	18-10	4

(1) SMR CODE	(2) FEDERAL STOCK NUMBER	(3) DESCRIPTION		(4) UNIT OF MEAS.	(5) QTY INC IN UNIT	(6) 15-DAY ORGANIZATIONAL MAINTENANCE ALW				(7) ILLUSTRATION	
						(a) 1-5	(b) 6-20	(c) 21-50	(d) 51-100	(a) FIGURE NO.	(b) ITEM NO.
		REFERENCE NUMBER & MFG. CODE	USABLE ON CODE								
		GROUP 1812—SPECIAL PURPOSE BODIES—CONTINUED									
PO	5310-880-7746	NUT, PLAIN, HEXAGON: carb-s. cd-pltd., 5 / 16-24 UNF-2B, to attach left and right extension assemblies to body (18); to attach center extension assembly to body (6); to attach center extension assembly to left and right extension assemblies (10); MS51968-5 (96906)	C	EA	34	*	*	*	*	18-10	5
X20		EXTENSION ASSEMBLY: body, center, ambulance, 10950887 (19207)	C	EA	1	*	*	*	*	18-10	6
PO	5310-081-4219	WASHER, FLAT: round, s. cd-pltd. for 5 / 16 screw size, to attach center extension assembly to body (2); to attach left and right extension braces to body (4); MS27183-12 (96906)	C	EA	6	*	*	*	*	18-10	7
X20		PLATE, REINFORCEMENT: body extension, lower center, 10950886 (19207)	C	EA	1	*	*	*	*	18-10	8
X20		PLATE, REINFORCEMENT: body extension, upper right, 10950885 (19207)	C	EA	1	*	*	*	*	18-10	9
X20		PLATE, REINFORCEMENT: body extension, vertical, 10950883 (19207)	C	EA	2	*	*	*	*	18-10	10
X20		EXTENSION ASSEMBLY: body, right, ambulance, 10950889 (19207)	I	EA	1	*	*	*	*	18-10	11
X20		EXTENSION ASSEMBLY: body, right, ambulance, 11660407 (19207)	D	EA	1	*	*	*	*	18-10	11

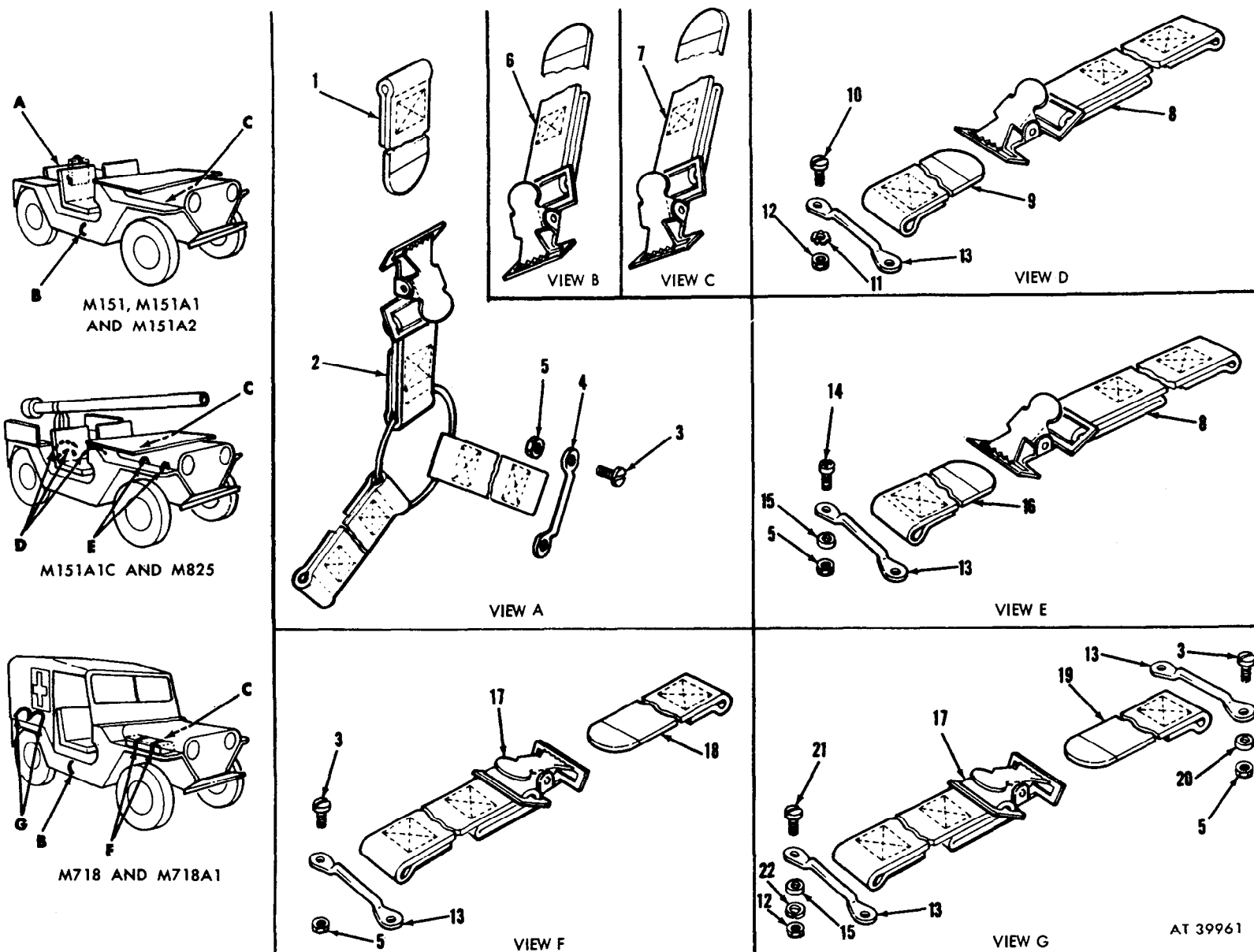
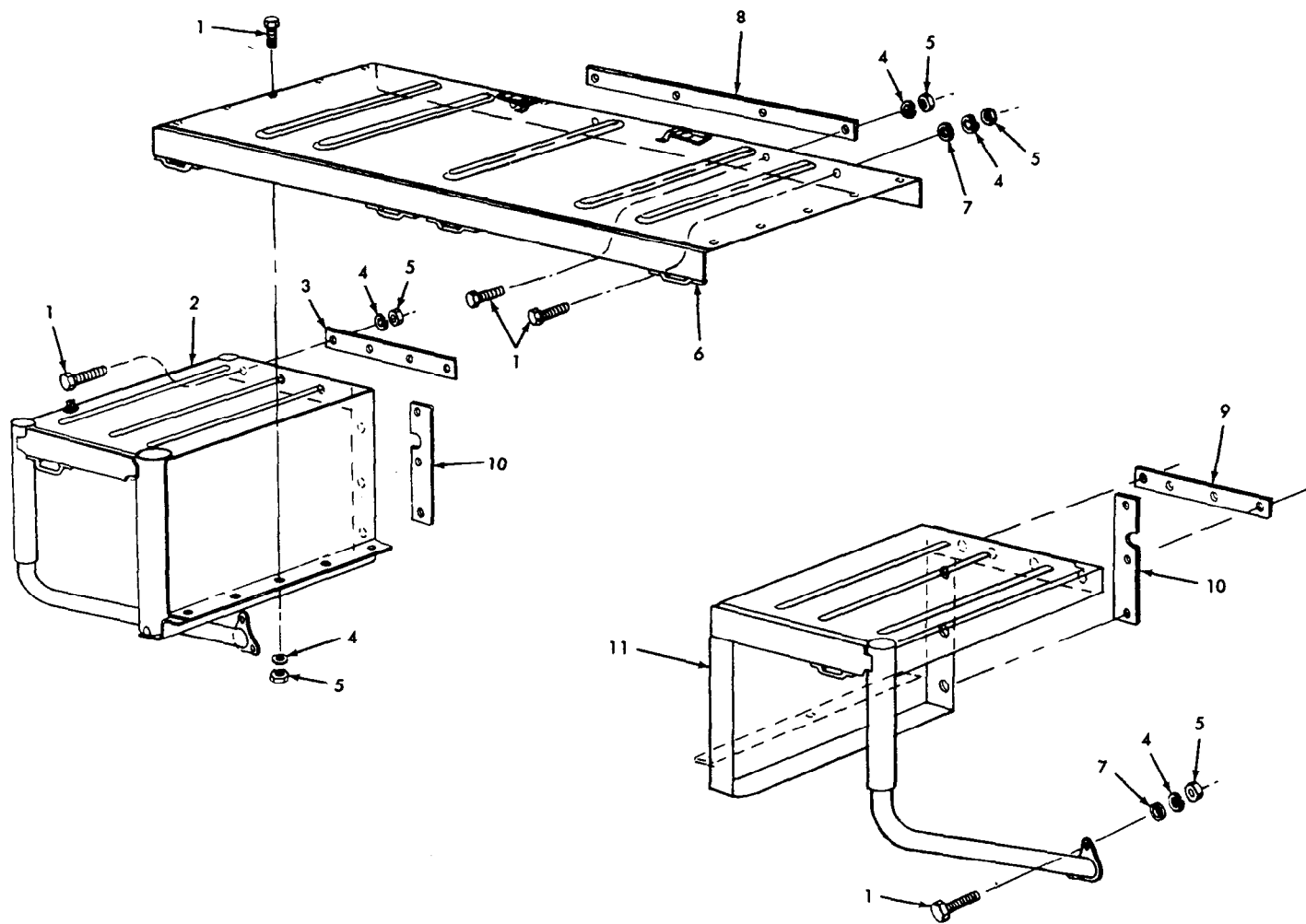
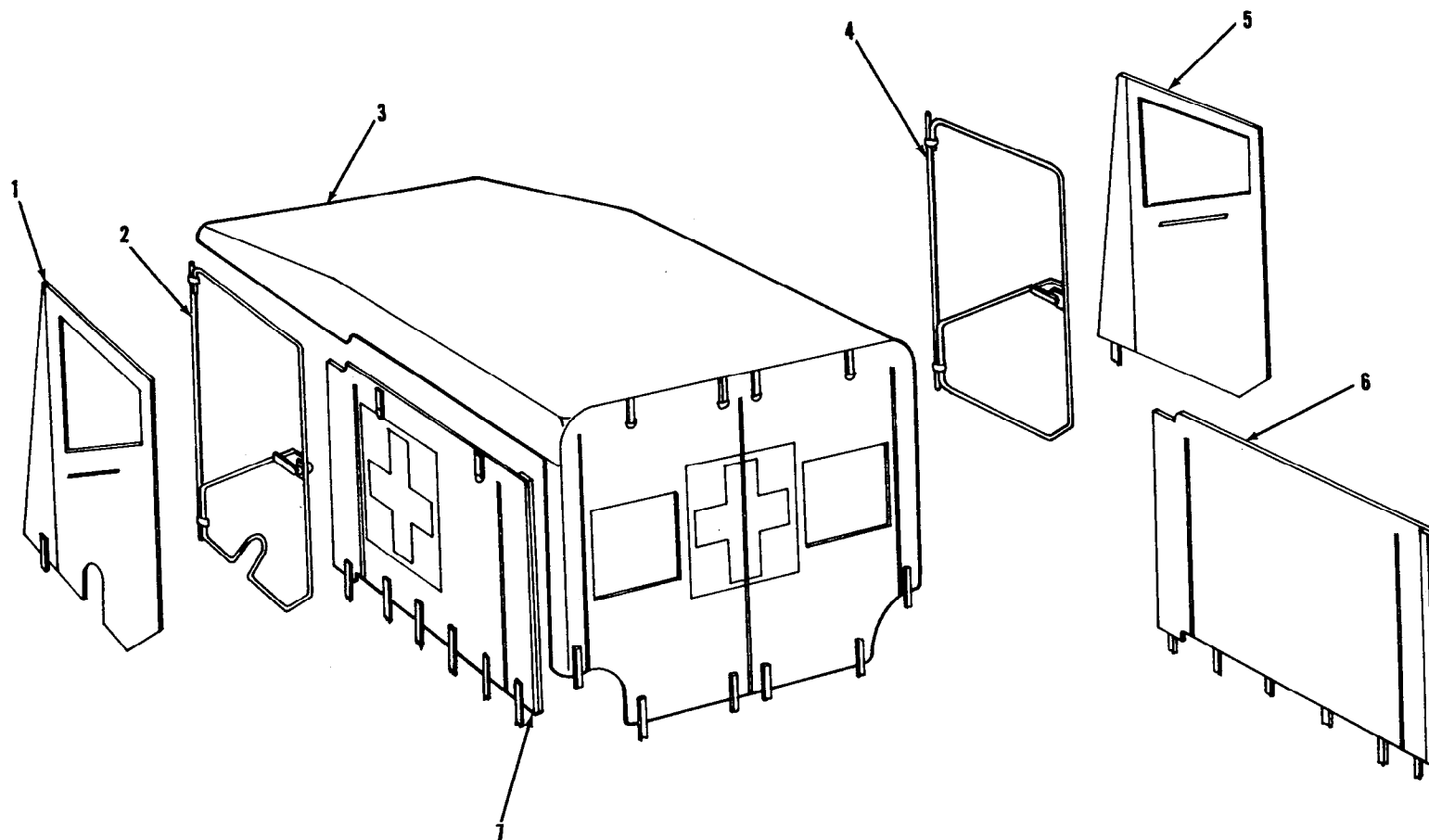


Figure 18-9. Miscellaneous straps and attaching parts.



AT 39983

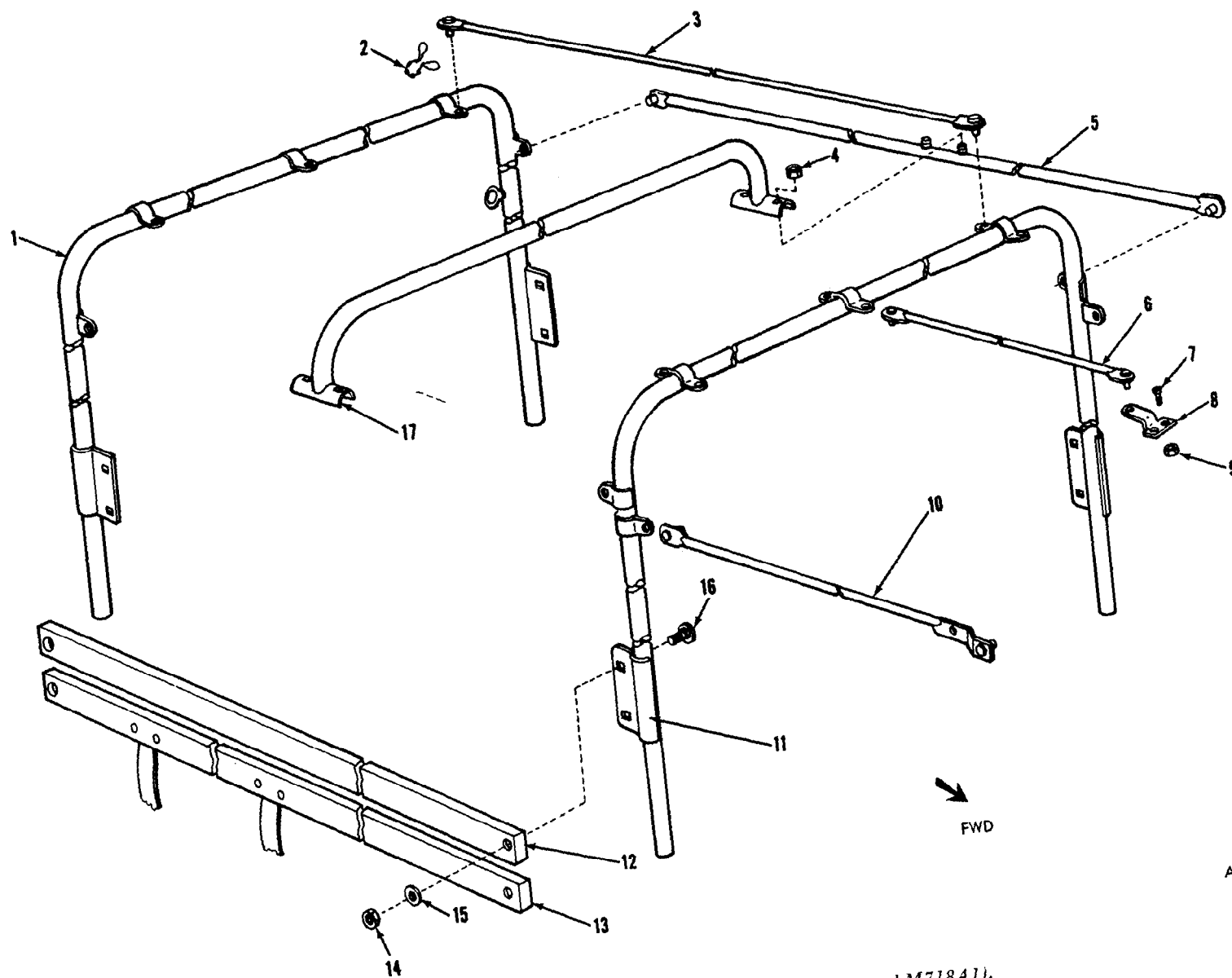
Figure 18-10. Ambulance body extensions and related parts (M718 and M718A1).



AT 8833

Figure 22-1. Ambulance curtains (M718 and M718A1).

(1) SMR CODE	(2) FEDERAL STOCK NUMBER	(3) DESCRIPTION		(4) UNIT OF MEAS.	(5) QTY INC IN UNIT	(6) 15-DAY ORGANIZATIONAL MAINTENANCE ALW				(7) ILLUSTRATION	
		REFERENCE NUMBER & MFG. CODE	USABLE ON CODE			(a) 1-5	(b) 6-20	(c) 21-50	(d) 51-100	(a) FIGURE NO.	(b) ITEM NO.
		GROUP 2201—CONTINUED									
		AMBULANCE CURTAIN SUPPORTING STRUCTURE (M718 and M718A1) (fig. 22-2)									
PO		BOW ASSEMBLY: ambulance, rear 11598859 (19207)	C	EA	1	*	*	*	*	22-2	1
PO		RING AND CHAIN ASSEMBLY: ambulance rod retaining, 7331315 (19207)	C	EA	18	*	*	*	*	22-2	2
PO		ROD ASSEMBLY: rear vehicular top, 11598875-2 (19207)	C	EA	3	*	*	*	*	22-2	3
PO	5310-984-3807	NUT, SELF-LOCKING, HEXAGON: carb-s, cd-pltd, 5 / 16-24 UNF, to attach intermediate bow to support, MS51922-13 (96906)	C	EA	4	*	*	*	*	22-2	4
PO		SUPPORT ASSEMBLY: upper rear, left, 11598999-1 (19207)	C	EA	1	*	*	*	*	22-2	5
PO		SUPPORT ASSEMBLY: upper rear, right 11598999-2 (19207)	C	EA	1	*	*	*	*	22-2	5
PO		ROD ASSEMBLY: front vehicular top, 11598875-1 (19207)	C	EA	3	*	*	*	*	22-2	6
PO	5305-989-7435	SCREW, MACHINE: pan hd, cross-recessed, carb-s, cd-pltd, no. 10-32 UNF-2A x 5/8 in. lg, to attach rod bracket to windshield, MS35207-264 (96906)	C	EA	6	*	*	*	*	22-2	7
X20		BRACKET: rod retaining, windshield, 11598915 (19207)	C	EA	3	*	*	*	*	22-2	8
PO	5310-877-5797	NUT, SELF-LOCKING, HEXAGON: non-metallic insert, s, cd-pltd, no. 10-32 UNF-3B, to attach rod bracket to windshield, MS21044-N3 (96906)	C	EA	6	*	*	*	*	22-2	9
PO	2510-522-2622	ROD ASSEMBLY: front side left, 11598914-1 (19207)	C	EA	1	*	*	*	*	22-2	10
PO	2510-522-2621	ROD ASSEMBLY: front side right, 11598914-2 (19207)	C	EA	1	*	*	*	*	22-2	10
PO		BOW ASSEMBLY: ambulance, front, 11598866 (19207)	C	EA	1	*	*	*	*	22-2	11
X1		SUPPORT ASSEMBLY: lower rear, 11598911 (19207)	C	EA	3					22-2	12
X1		SUPPORT ASSEMBLY: lower right rear, 11598841 (19207)	C	EA	1					22-2	13
PO	5310-984-3806	NUT, SELF-LOCKING, HEXAGON: carb-s, cd-pltd, 5 / 16-18 UNC, to attach supports to bows, MS51922-9 (96906)	C	EA	8	*	*	*	*	22-2	14
PO	5310-595-6326	WASHER, FLAT: round, s, cd-pltd, for 5 / 16 screw size, to attach supports to bows, MS27183-13 (96906)	C	EA	8	*	*	*	*	22-2	15
PO	5306-721-5944	BOLT, CARRIAGE: sq neck, round hd, s, cd-pltd, 5 / 16-18 UNC-2A x 1 in. lg, to attach supports to bows, MS35751-41 (96906)	C	EA	8	*	*	*	*	22-2	16
PO		BOW ASSEMBLY: ambulance intermediate 11599000 (19207)	C	EA	1	*	*	*	*	22-2	17



AT 39959

Figure 22-2. Ambulance curtain supporting structure (M718 and M718A1).

(1) SMR CODE	(2) FEDERAL STOCK NUMBER	(3) DESCRIPTION		(4) UNIT OF MEAS.	(5) QTY INC IN UNIT	(6) 15-DAY ORGANIZATIONAL MAINTENANCE ALW				(7) ILLUSTRATION	
		REFERENCE NUMBER & MFG. CODE	USABLE ON CODE			(a) 1-5	(b) 6-20	(c) 21-50	(d) 51-100	(a) FIGURE NO.	(b) ITEM NO.
		GROUP 2201—CONTINUED									
		FOLDING TOP—CANVAS AND BOW ASSEMBLY (M151, M151A1 and M151A2) (fig. 22-3)									
PO	2540-064-6587	CURTAIN, VEHICULAR: folding top, quarter and back, (cotton duck) 7345090 (19207)	E	EA	1	*	*	*	*	22-3	1
PO	2540-165-4029	BOW ASSEMBLY: top, 7331286 (19207)	E	EA	1	*	*	*	*	22-3	2
PO		SCREW, WING: bow assembly, top 7345195 (19207)	E	EA	2	*	*	*	*	22-3	3
PO	2540-868-5567	REPAIR KIT: neoprene coated nylon 10940236 (19207)		EA	1	*	*	*	*		

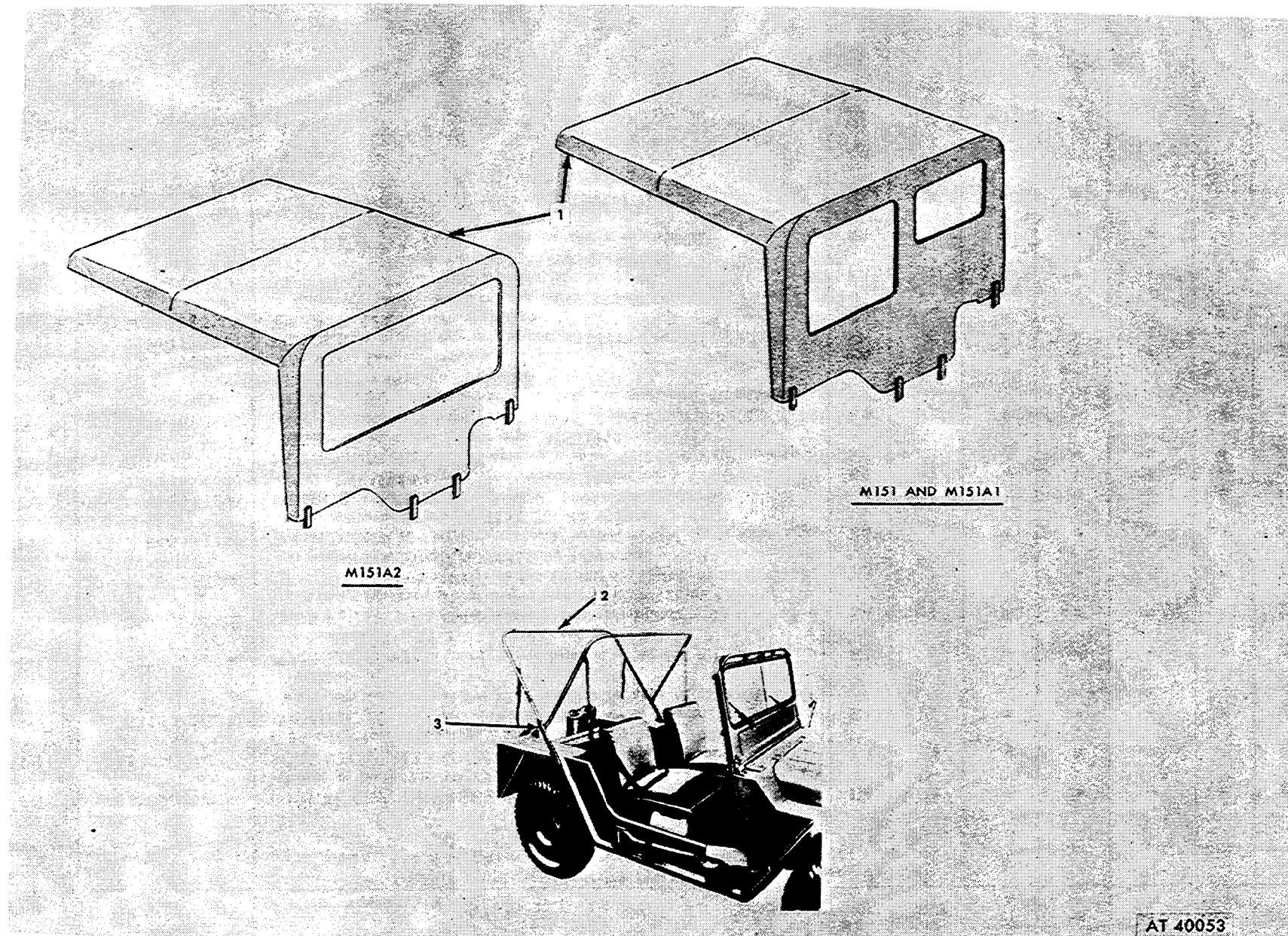
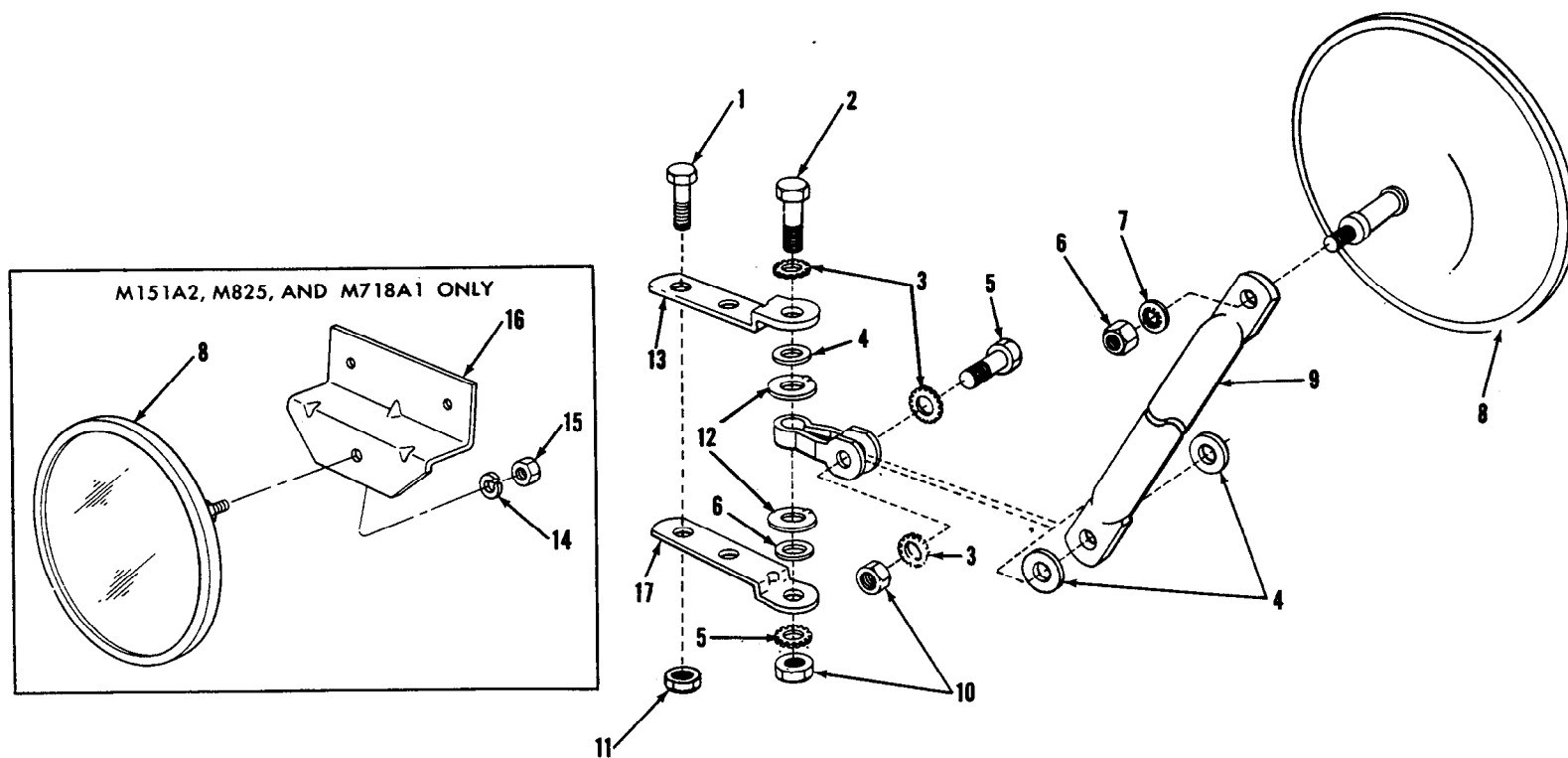


Figure 22-3. Folding top-canvases and bow assembly (M151, M151A1 and M151A2).

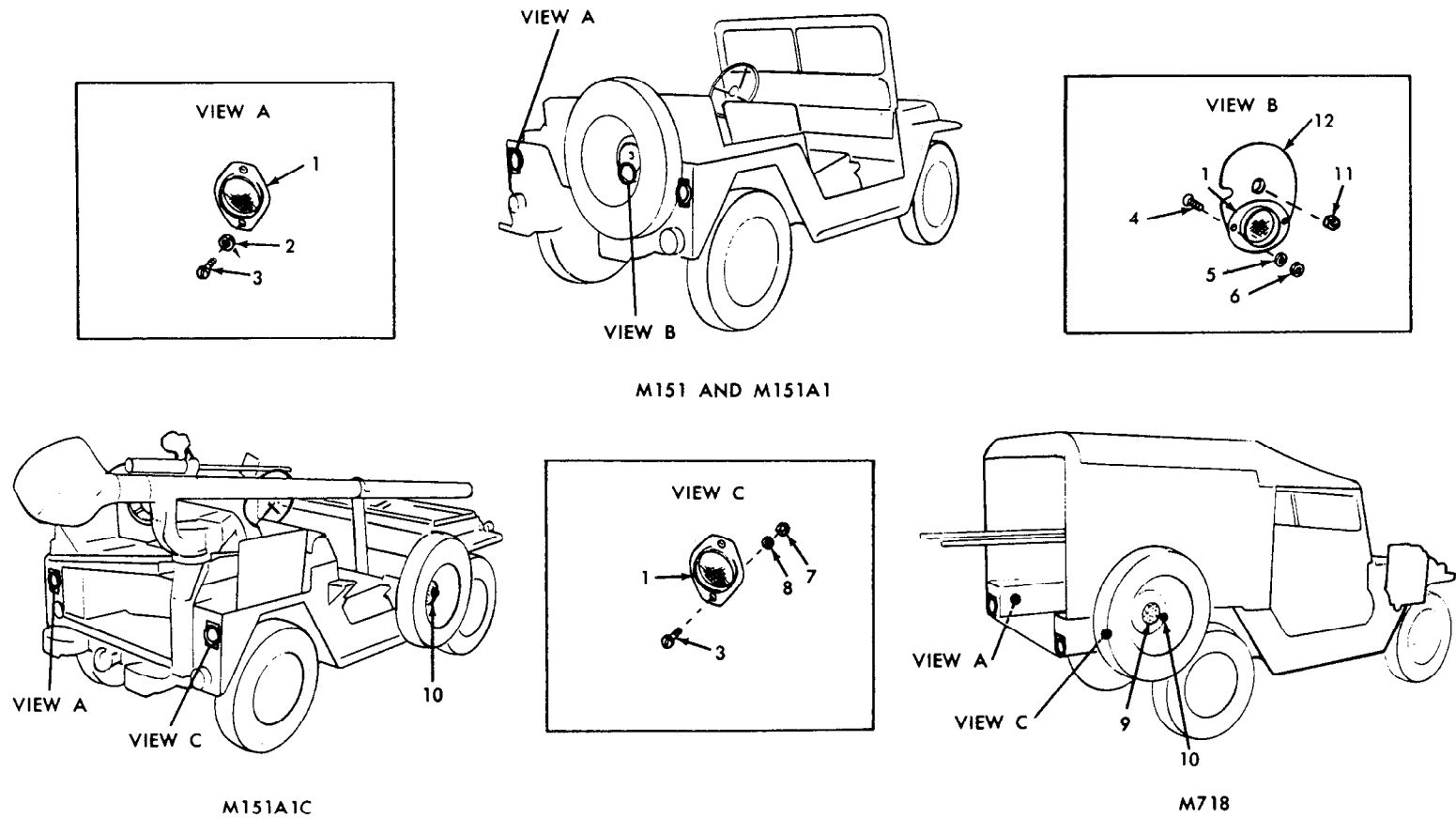
(1) SMR CODE	(2) FEDERAL STOCK NUMBER	(3) DESCRIPTION REFERENCE NUMBER & MFG. CODE USABLE ON CODE	(4) UNIT OF MEAS.	(5) QTY INC IN UNIT	(6) 15-DAY ORGANIZATIONAL MAINTENANCE ALW				(7) ILLUSTRATION		
					(a) 1-5	(b) 6-20	(c) 21-50	(d) 51-100	(a) FIGURE NO.	(b) ITEM NO.	
		GROUP 2202—ACCESSORY ITEMS REAR VIEW MIRROR AND ATTACHING PARTS (fig. 22-4)									
PO	5306-225-8500	SCREW, CAP, HEXAGON HEAD: to attach brackets and W / S hinge to body. MS-90725-35 (96906)	EA	2	*	*	*	*	22-4	1	
PO	5305-269-2807	SCREW, CAP, HEXAGON HEAD: med carb-s, cd-pltd, 3/8-24 UNF-2A x 1 1/2, to attach mirror bracket, MS90726-64 (96906)	EA	1	*	*	*	*	22-4	2	
PO	5310-595-7237	WASHER, LOCK: flat, external tooth, carb-s, cd-pltd, for 5/8 screw size, to attach to bracket (2); bracket to arm (2); MS35333-42 (96906)	EA	4	*	*	*	*	22-4	3	
PO	5330-737-2705	WASHER, FLAT: to attach mirror bracket to bracket (2); mirror arm to bracket (2); 7372705 (19207)	EA	4	*	*	*	*	22-4	4	
PO	5305-269-2805	SCREW, CAP, HEXAGON HEAD: carb-s, cd-pltd, 3/8-24 UNF-2A x 1 1/4 in. lg, to attach mirror arm to bracket, MS90726-62 (96906)	EA	1	*	*	*	*	22-4	5	
PO	5310-971-7989	NUT, PLAIN HEXAGON: carb-s, cd-pltd or zn-pltd, 1/4-28 UNF-2B, to attach arm to mirror, MS35691-5 (96906)	EA	1	*	*	*	*	22-4	6	
PO	5310-550-1130	WASHER, LOCK: flat, internal tooth, carb-s, cd-pltd, for 1/4 screw size, to attach arm to mirror, MS35333-40 (96906)	EA	1	*	*	*	*	22-4	7	
PO	3540-884-1205	MIRROR ASSEMBLY: rear view, 10950816 (19207)	EA	1	*	*	*	*	22-4	8	
PO	2540-165-4030	ARM ASSEMBLY: rear view mirror, 10950861 (19207)	EA	1	*	*	*	*	22-4	9	
PO	5310-732-0559	NUT, PLAIN, HEXAGON: carb-s, cd-pltd, 3/8-24 UNF-2B, to attach mirror bracket and mirror arm, MS51968-8 (96906)	EA	2	*	*	*	*	22-4	10	
PO	5310-984-3806	NUT, SELF-LOCKING, HEXAGON: carb-s, cd-pltd, 5/16-18 UNC, to attach mirror support brackets and windshield hinge to body, MS51922-9 (96906)	EA	2	*	*	*	*	22-4	11	
PO	5310-832-5799	WASHER, LOCK: bracket to brackets, 10950818 (19207)	EA	2	*	*	*	*	22-4	12	
PO	2540-177-7779	BRACKET: mirror support, upper, 8754740 (19207)	EA	1	*	*	*	*	22-4	13	
PO	5310-582-5965	WASHER, LOCK: split, carb-s, cd-pltd, for 1/4 screw size, to attach mirror, MS35333-44 (96906)	B EA	1	*	*	*	*	22-4	14	
PO	5310-768-0319	NUT, PLAIN, HEXAGON: carb-s, cd-pltd, 1/4-28 UNF-2B, to attach mirror, MS51963-2 (96906)	B EA	1	*	*	*	*	22-4	15	
X2O		BRACKET, MOUNTING: rear view mirror windshield, 11644870 (19207)	B EA	1	*	*	*	*	22-4	16	
PO	2540-177-9181	BRACKET: mirror support, lower, 8754741 (19207)	EA	1	*	*	*	*	22-4	17	



AT 40013

Figure 22-4. Rearview mirror and attaching parts.

(1) SMR CODE	(2) FEDERAL STOCK NUMBER	(3) DESCRIPTION		(4) UNIT OF MEAS.	(5) QTY INC IN UNIT	(6) 15-DAY ORGANIZATIONAL MAINTENANCE ALW				(7) ILLUSTRATION	
						(a) 1-5	(b) 6-20	(c) 21-50	(d) 51-100	(a) FIGURE NO.	(b) ITEM NO.
		REFERENCE NUMBER & MFG. CODE	USABLE ON CODE								
		GROUP 2202—ACCESSORY ITEMS—CONTINUED									
		REFLECTORS AND ATTACHING PARTS (M151, M151A1, M151A1C, and M718) (fig. 22-5)									
PO	9905-205-2795	REFLECTOR, INDICATING: vehicle, clearance MS35387-1 (96906)	A	EA	2	*	*	*	*	22-5	1
PO	5310-733-4360	WASHER, LOCK: to attach reflector 7334360 (19207)	A	EA	2	*	*	*	*	22-5	2
PO	5305-081-6676	SCREW, MACHINE: drilled fillister hd, slotted, carb-s, cd or zn pltd, ¼-28 UNF-2A x ⅝ in. lg, to attach reflector (2) for M151 and M151A1; (4) for M151A1C and M718; MS35268-80 (96906)	A	EA	6	*	*	*	*	22-5	3
PO	5305-957-6272	SCREW, MACHINE: flat countersunk hd, cross-recessed, carb-s, cd-pltd, no. 10-24 UNC-2A x ⅜ in. lg, to attach reflector to spare tire clamp, MS35190-269 (96906)	J	EA	2	*	*	*	*	22-5	4
PO	5310-596-7691	WASHER, LOCK: flat, external tooth, carb-s, cd-pltd, for no. 10 screw size, to attach reflector to spare tire clamp, MS35335-32 (96906)	J	EA	2	*	*	*	*	22-5	5
PO	5310-934-9758	NUT, PLAIN, HEXAGON: carb-s, cd-pltd, no. 10-24 UNC-2B, to attach reflector to spare tire clamp, MS35649- 202 (96906)	J	EA	2	*	*	*	*	22-5	6
PO	5310-768-0319	NUT, PLAIN, HEXAGON: carb-s, cd-pltd, ¼-28 UNF-2B, to attach reflector, MS51968-2 (96906)	K	EA	2	*	*	*	*	22-5	7
PO	5310-582-5965	WASHER, LOCK: split, carb-s, cd-pltd, for ¼ screw size, to attach reflector, MS35338-44 (96906)	K	EA	2	*	*	*	*	22-5	8
PO	9905-176-0485	REFLECTOR: adhesive backing, red, spare tire support, 11644860 (19207)	C	EA	1	*	*	*	*	22-5	9



AT 39953

Figure 22-5. Reflectors and attaching parts (M151, M151A1, M151A1C, and M718).

(1) SMR CODE	(2) FEDERAL STOCK NUMBER	(3) DESCRIPTION		(4) UNIT OF MEAS.	(5) QTY INC IN UNIT	(6) 15-DAY ORGANIZATIONAL MAINTENANCE ALW				(7) ILLUSTRATION			
						REFERENCE NUMBER & MFG. CODE	USABLE ON CODE	(a)	(b)	(c)	(d)	(a) FIGURE NO.	(b) ITEM NO.
								1-5	6-20	21-50	51-100		
		GROUP 2202—ACCESSORY ITEMS—CONTINUED											
		REFLECTOR TAPES (M151A2, M825 and M718A1) (fig. 22-6)											
PO	9905-176-0486	REFLECTOR, TAPE: adhesive backing, red spare tire clamp, 11644859 (19207)	L	EA	1	*	*	*	*	22-6	1		
PO	8038-027-8378	SEALER, EDGE: reflector, tape, 11614197 (19207)	B	TU	V	*	*	*	*	22-6	2		
PO	9905-182-5043	REFLECTOR, TAPE: adhesive backing, red, rear, 11614174-4 (19207)	B	EA	2	*	*	*	*	22-6	3		
PO	9905-182-5041	REFLECTOR, TAPE: adhesive backing, red—left and right side, 11614174-1 (19207)	B	EA	2	*	*	*	*	22-6	4		
PO	9905-176-0485	REFLECTOR: adhesive backing, red-spare tire support, 11644860 (19207)	C	EA	1	*	*	*	*	22-6	5		

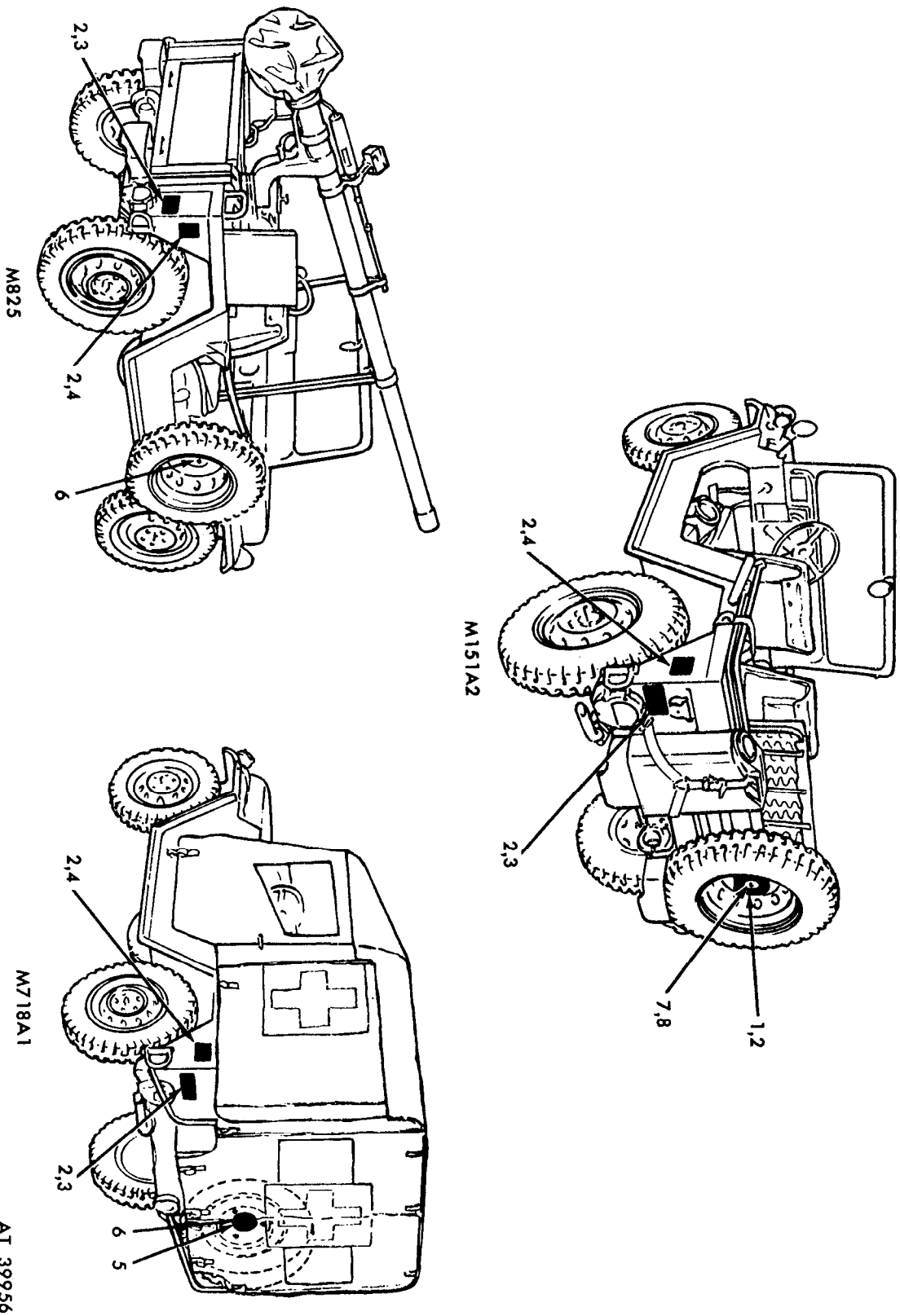
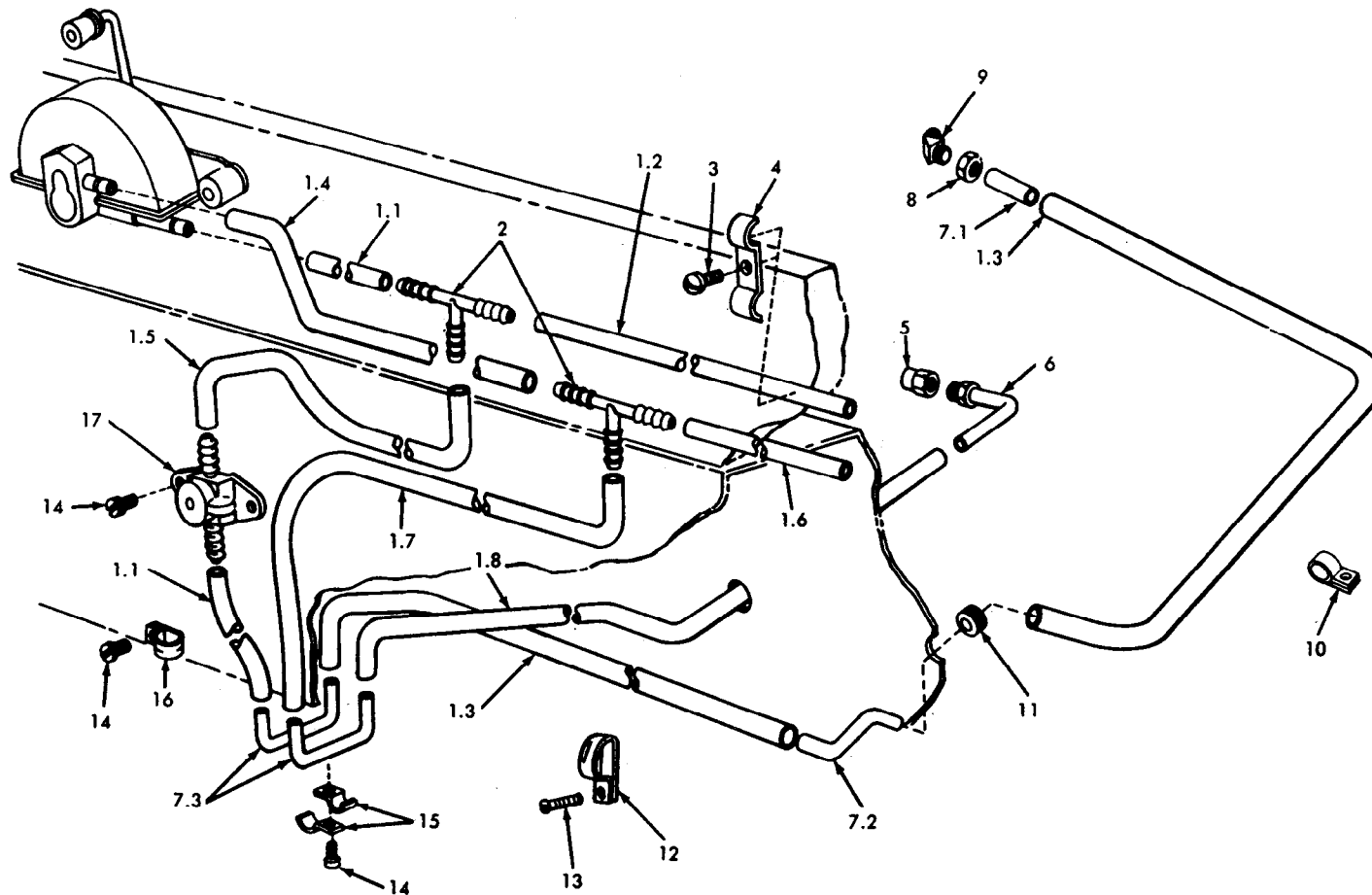


Figure 22-6. Reflector tapes (M151A2, M825, and M718A1).

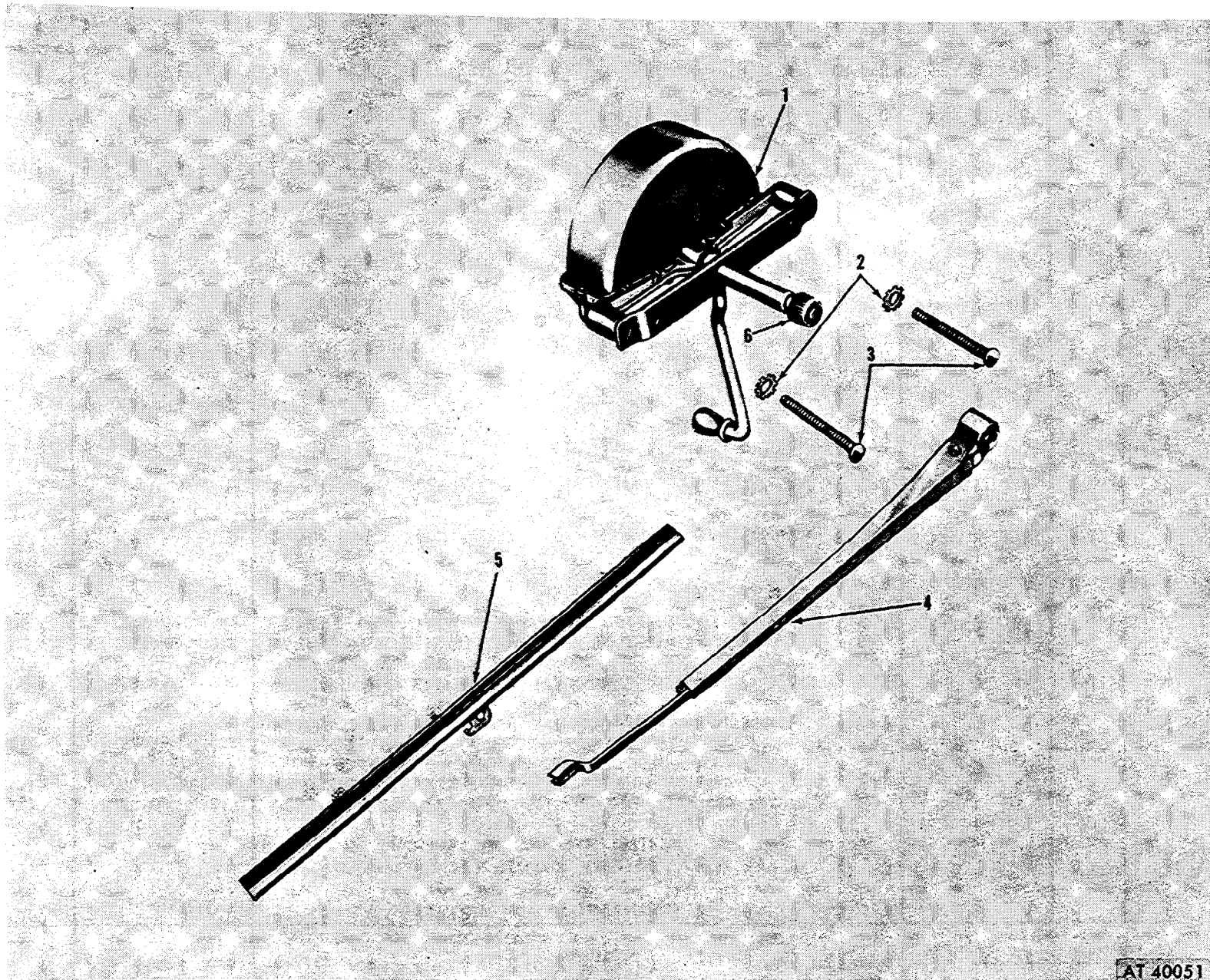
(1) SMR CODE	(2) FEDERAL STOCK NUMBER	(3) DESCRIPTION		(4) UNIT OF MEAS.	(5) QTY INC IN UNIT	(6) 15-DAY ORGANIZATIONAL MAINTENANCE ALW				(7) ILLUSTRATION	
						(a) 1-5	(b) 6-20	(c) 21-50	(d) 51-100	(a) FIGURE NO.	(b) ITEM NO.
		REFERENCE NUMBER & MFG. CODE	USABLE ON CODE								
		WINDSHIELD WIPER AND VACUUM LINES (M151, M151A1, M151A1C and M718) (fig. 22-7)—Continued									
PO	5305-022-8358	SCREW AND WASHER ASSEMBLY: windshield wiper hose clamp (3); windshield wiper control valve (2); 178466 (21450)	A	EA	5	*	*	*	*	22-7	14
PO	5340-126-3841	CLIP: windshield wiper tube, 7331429 (19207)	A	EA	2	*	*	*	*	22-7	15
PO	5340-689-9514	CLAMP: windshield wiper hose, MS21333-70 (96906)	A	EA	2	*	*	*	*	22-7	16
PO	2540-678-1307	VALVE ASSEMBLY: windshield wiper control, 7017829 (19207)	A	EA	1	*	*	*	*	22-7	17



AT 39955

Figure 22-7. Windshield wiper vacuum lines (M151, M151A1, M151A1C and M718).

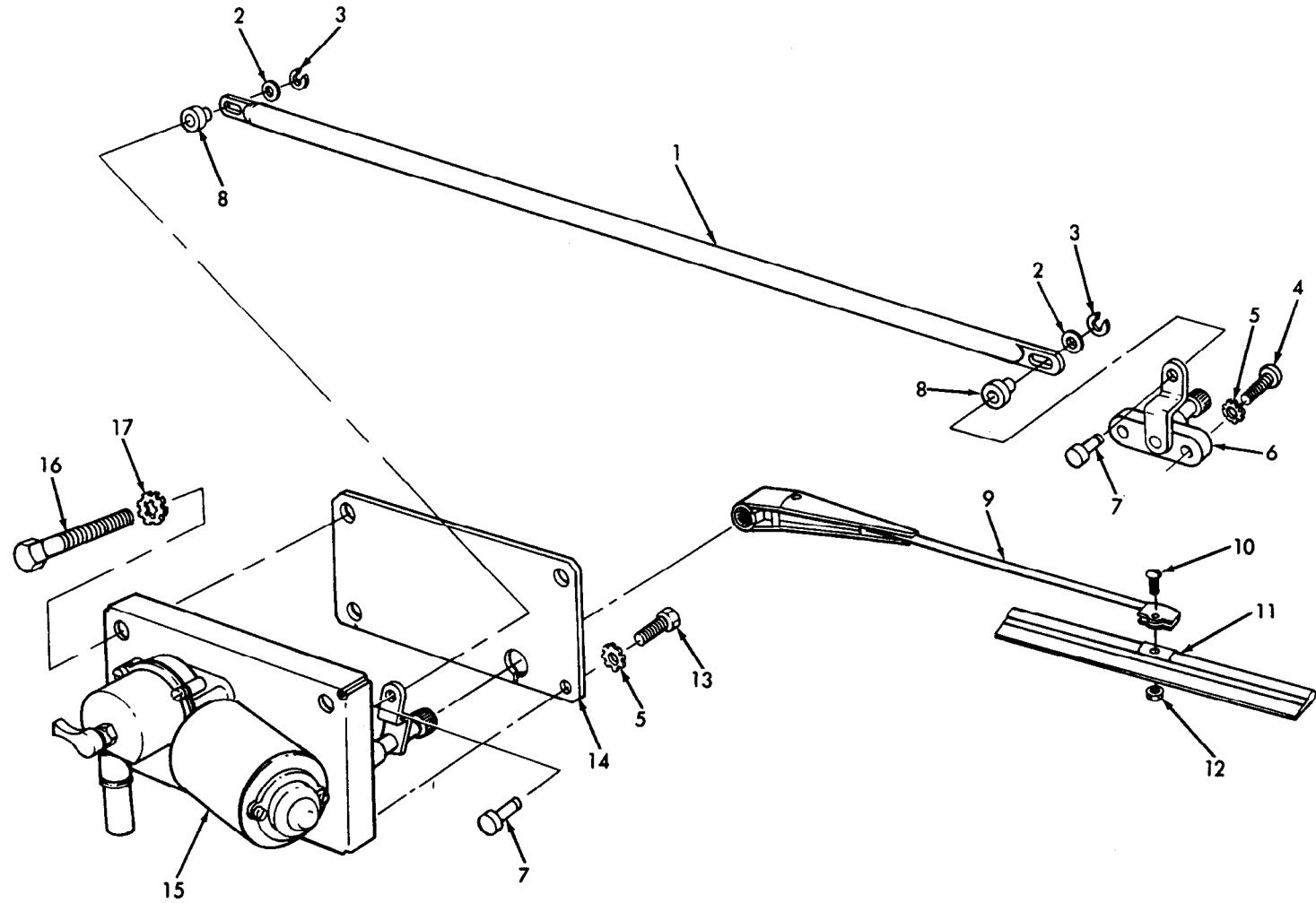
(1) SMR CODE	(2) FEDERAL STOCK NUMBER	(3) DESCRIPTION REFERENCE NUMBER & MFG. CODE USABLE ON CODE	(4) UNIT OF MEAS.	(5) QTY INC IN UNIT	(6) 15-DAY ORGANIZATIONAL MAINTENANCE ALW				(7) ILLUSTRATION	
					(a) 1-5	(b) 6-20	(c) 21-50	(d) 51-100	(a) FIGURE NO.	(b) ITEM NO.
		GROUP 2202—CONTINUED								
		WINDSHIELD WIPER MOTOR AND RELATED PARTS (M151, M151A1, M151A1C and M718) (fig. 22-8)								
PO	2540-678-1340	MOTOR ASSEMBLY: windshield wiper vacuum, 7017830 (19207) A	EA	2	*	*	*	*	22-8	1
PO	5310-596-7691	WASHER, LOCK: flat, external tooth, carb-s, cd-pltd, for no. 10 screw size, to attach wiper motor, MS35335-32 (96906) A	EA	4	*	*	*	*	22-8	2
PO	5305-995-3440	SCREW, MACHINE: pan hd, cross-recessed, carb-s, cd-pltd, no. 10-32 UNF-2A x 1¼ in. lg, to attach wiper motor, MS35207-270 (96906) A	EA	4	*	*	*	*	22-8	3
PO	2540-050-0810	ARM, WINDSHIELD WIPER: adjustable, 7½ in. closed, 12 in. extended, MS53049-1 (96906) A	EA	2	*	*	*	*	22-8	4
PO	2540-050-0813	BLADE, WINDSHIELD WIPER: 9 in. lg, MS53048-9 (96906) A	EA	2	*	*	*	*	22-8	5
PO	2540-737-2262	DRIVER: windshield motor adapter, 7372262 (19207) A	EA	2	*	*	*	*	22-8	6



AT 40051

Figure 22-8. Windshield wiper motor and related parts (M151, M151A1, M151A1C, and M718).

(1) SMR CODE	(2) FEDERAL STOCK NUMBER	(3) DESCRIPTION REFERENCE NUMBER & MFG. CODE USABLE ON CODE	(4) UNIT OF MEAS.	(5) QTY INC IN UNIT	(6) 15-DAY ORGANIZATIONAL MAINTENANCE ALW				(7) ILLUSTRATION	
					(a)	(b)	(c)	(d)	(a)	(b)
					1-5	6-20	21-50	51-100	FIGURE NO.	ITEM NO.
		GROUP 2202—CONTINUED								
		WINDSHIELD WIPER MOTOR AND RELATED PARTS (M151A2, M825 and M718A1) (fig. 22-9)								
X2O		LINK, CONNECTING: windshield wiper lever, 11644880 (19207) B	EA	1	*	*	*	*	22-9	1
PO	5310-177-1312	WASHER, SPRING: windshield wiper connecting link retaining, 11644875 (19207) B	EA	2	*	*	*	*	22-9	2
PO	5340-827-3262	RING, RETAINING: windshield wiper connecting link, MS90707-4025 (19207) B	EA	2	*	*	*	*	22-9	3
PO	5305-059-7931	SCREW, MACHINE: pan hd, cross-recessed, carb-s, cd or zn-pltd, ¼-20 UNC-2A x ⅝ in. lg. to attach windshield wiper idler arm and pivot shaft assembly, MS35208-70 (96906) B	EA	2	*	*	*	*	22-9	4
PO	5310-209-0786	WASHER, LOCK: external tooth, carb-s, cd pltd, for ¼ screw size, (2) to attach windshield wiper motor; (2) to attach idler arm and pivot shaft assembly; MS35335-33 (96906) B	EA	4	*	*	*	*	22-9	5
PO	2540-176-9402	ARM AND PIVOT SHAFT ASSEMBLY: windshield wiper, idler, 11644913 (19207) B	EA	1	*	*	*	*	22-9	6
PO	5315-177-1333	PIN: windshield wiper connecting link retaining, 11644914 (19207) B	EA	2	*	*	*	*	22-9	7
PO	3120-133-6561	BUSHING, FLANGED: windshield wiper pivot arm, 11644876 (19207) B	EA	2	*	*	*	*	22-9	8
PO	2540-176-9376	ARM ASSEMBLY: windshield wiper, 11641116 (19207) B	EA	2	*	*	*	*	22-9	9
PO	5305-809-1535	SCREW, MACHINE: binding head, straight side, s, cd-pltd, no. 5-40 NC-2A, to attach windshield wiper blade, 9407529 (19207) B	EA	2	*	*	*	*	22-9	10
PO	2540-176-9405	BLADE ASSEMBLY: windshield wiper, 11651115 (19207) B	EA	2	*	*	*	*	22-9	11
PO	5310-050-3622	NUT, SAFETY: s, cd or zn-pltd, no. 5-40 NC, to attach windshield wiper blade, 503622 (21450) B	EA	2	*	*	*	*	22-9	12
PO	5305-068-0502	SCREW, CAP, HEXAGON HEAD: carb-s, cd-pltd, ¼-20 UNC-2A x ¾ in. lg. to attach windshield wiper motor, MS90725-6 (96906) B	EA	2	*	*	*	*	22-9	13
PO	5330-401-1508	GASKET: windshield wiper motor bracket, 11644889 (19207) B	EA	1	*	*	*	*	22-9	14
PO	2540-176-9464	MOTOR AND BRACKET ASSEMBLY: windshield wiper, 11644874 (19207) B	EA	1	*	*	*	*	22-9	15
PO	5306-225-8506	SCREW, CAP, HEXAGON HEAD: carb-s, cd-pltd, 5 / 16-18 UNC-2A x 2½ in. lg. to attach windshield wiper motor, MS90725-42 (96906) B	EA	2	*	*	*	*	22-9	16
PO	5310-728-2044	WASHER, LOCK: internal and external tooth, carb-s, cd-pltd, for 5 / 16 screw size, to attach windshield wiper motor, MS45904-73 (96906) B	EA	2	*	*	*	*	22-9	17

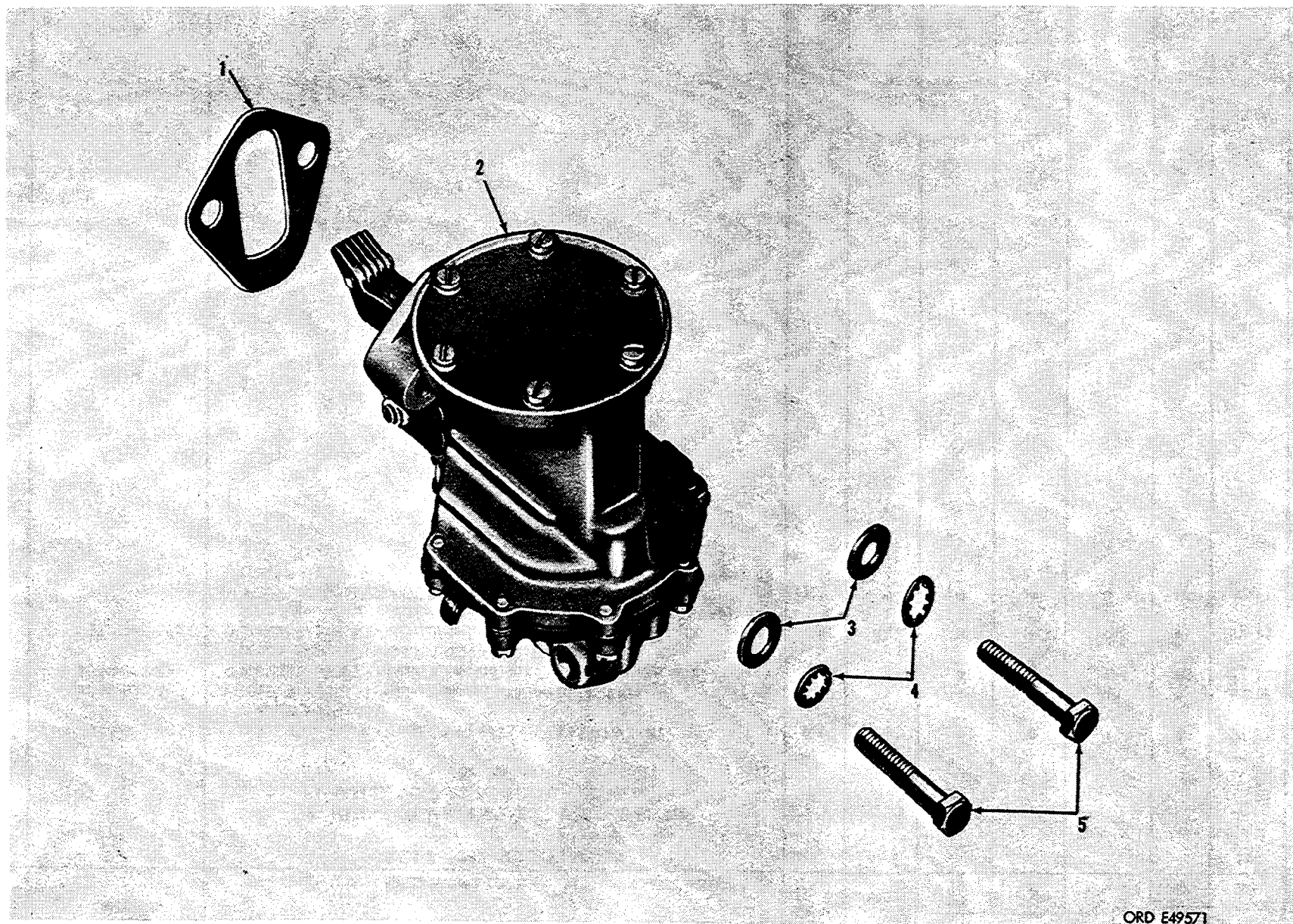


AT24318

Figure 22-9. Windshield wiper motor and related parts (M151A2, M825, and M718A1).

(1) SMR CODE	(2) FEDERAL STOCK NUMBER	(3) DESCRIPTION		(4) UNIT OF MEAS.	(5) QTY INC IN UNIT	(6) 15-DAY ORGANIZATIONAL MAINTENANCE ALW				(7) ILLUSTRATION	
						(a) 1-5	(b) 6-20	(c) 21-50	(d) 51-100	(a) FIGURE NO.	(b) ITEM NO.
		REFERENCE NUMBER & MFG. CODE	USABLE ON CODE								
		GROUP 2202—CONTINUED									
		WINDSHIELD WASHER (M151A2, M825 and M718A1) (fig. 22-10)									
PO	4720-182-9121	HOSE, RUBBER: grade SB-515-ABC1F2Z, 0.236 in. ID x 0.472 in. OD, 11639682 (19207)	B	FT	V	*	*	*	*		
		Used to fabricate:									
MO		1—HOSE: pump to reservoir, 65.00 in. lg, 11639682-1 (19207)	B	EA	1					22-10	1
PO		PUMP ASSEMBLY: windshield washer, vacuum, hand driven, 11640665 (19207)	B	EA	1	*	*	*	*	22-10	2
PO	5310-582-5965	WASHER, LOCK: split, carb-s, cd-pltd, for ¼ screw size, (1) to attach windshield washer pump, (3) to attach reservoir, MS35338-44 (96906)	B	EA	4	*	*	*	*	22-10	3
PO	5305-068-0501	SCREW, CAP, HEXAGON HEAD: carb-s, cd-pltd, ¼-20 UNC-2A x ⅝ in. lg, (1) to attach windshield washer pump, (3) to attach reservoir, MS90725-5 (96906)	B	EA	4	*	*	*	*	22-10	4
PO		HOSE, RUBBER: grade SB-515-ABC1F2Z, 0.176 in. ID x 0.302 in. OD, MIL-R-3065 (81349)	B	FT	V	*	*	*	*		
		Used to fabricate:									
MO		1—HOSE: pump to valve, 19.00 in. lg, 11644861-1 (19207)	B	EA	1					22-10	5
MO		1—HOSE: valve to jet, 9.00 in. lg, 11644861 (19207)	B	EA	1					22-10	6
PO		VALVE ASSEMBLY: windshield washer, pressure relief, 11644864 (19207)	B	EA	1	*	*	*	*	22-10	7
PO	2540-176-9394	JET ASSEMBLY: windshield double washer, 11640667 (19207)	B	EA	1	*	*	*	*	22-10	8
PO	5325-836-8320	GROMMET, RUBBER: windshield washer pump outlet hose, MS35490-9 (96906)	B	EA	1	*	*	*	*	22-10	9
PO	5325-727-0562	GROMMET, RUBBER: windshield washer pump inlet hose, MS35490-14 (96906)	B	EA	1	*	*	*	*	22-10	10
PO		RESERVOIR ASSEMBLY: windshield washer, 11644865 (19207)	B	EA	1	*	*	*	*	22-10	11
PO	5310-809-4058	WASHER, FLAT: round, s, cd-pltd, for ¼ screw size, to attach windshield washer reservoir, MS27183-10 (96906)	B	EA	3	*	*	*	*	22-10	12
P2O		STRAINER ASSEMBLY: windshield washer solvent, 11640666 (19207)	B	EA	1	*	*	*	*	22-10	13
PO	4730-150-6118	CLAMP, HOSE: tension, flat, windshield washer hose, 11663000 (19207)	B	EA	1	*	*	*	*	22-10	14


(1) SMR CODE	(2) FEDERAL STOCK NUMBER	(3) DESCRIPTION		(4) UNIT OF MEAS.	(5) QTY INC IN UNIT	(6) 15-DAY ORGANIZATIONAL MAINTENANCE ALW				(7) ILLUSTRATION	
		REFERENCE NUMBER & MFG. CODE	USABLE ON CODE			(a) 1-5	(b) 6-20	(c) 21-50	(d) 51-100	(a) FIGURE NO.	(b) ITEM NO.
		GROUP 2202—CONTINUED									
		VACUUM PUMP AND RELATED PARTS (M151, M151A1, M151A1C, and M718) (fig. 22-11)									
PO	2910-700-6868	GASKET: vacuum pump, (* *gasket set 2805-678-3187) 7006868 (19207)	A	EA	1	*	*	*	*	22-11	1
PO	2540-832-6050	PUMP, VACUUM: wiper booster, 11599015 (19207)	A	EA	1	*	*	*	*	22-11	2
PO	5310-081-4219	WASHER, FLAT: round, s, cd-pltd, for 5 / 16 screw size, to attach vacuum pump, MS27183-12 (96906)	A	EA	2	*	*	*	*	22-11	3
PO	5310-167-0721	WASHER, LOCK: flat, internal, tooth, carb-s, cd-pltd, for 5 / 16 screw size, to attach vacuum pump, MS35333-41 (96906)	A	EA	2	*	*	*	*	22-11	4
PO	5306-225-8502	SCREW, CAP, HEXAGON HEAD: carb-s, cd-pltd, 5 / 16-18 UNC-2A x 1½ in. lg, to attach vacuum pump, MS90725-38 (96906)	A	EA	2	*	*	*	*	22-11	5




ORD E49571

Figure 22-11. Vacuum pump and related parts (M151, M151A1, M151A1C and M718).

(1) SMR CODE	(2) FEDERAL STOCK NUMBER	(3) DESCRIPTION		(4) UNIT OF MEAS.	(5) QTY INC IN UNIT	(6) 15-DAY ORGANIZATIONAL MAINTENANCE ALW				(7) ILLUSTRATION	
		REFERENCE NUMBER & MFG. CODE	USABLE ON CODE			(a) 1-5	(b) 6-20	(c) 21-50	(d) 51-100	(a) FIGURE NO.	(b) ITEM NO.
		GROUP 2210—DATA PLATES DATA AND INSTRUCTION PLATES (fig. 22-12)									
		PLATE IDENTIFICATION: OPERATING INSTRUCTIONS,									
PO	2590-678-9025	M151-7331414 (19207)	P	EA	1	*	*	*	*	22-12	1
PO	2590-832-5656	M151A1-10950821 (19207)	Q	EA	1	*	*	*	*	22-12	1
PO	9905-176-0484	M151A2-11660442 (19207)	L	EA	1	*	*	*	*	22-12	1
PO	2590-832-5663	M151A1C-10936870 (19207)	N	EA	1	*	*	*	*	22-12	1
PO	9905-176-0481	M825-11660422 (19207)	R	EA	1	*	*	*	*	22-12	1
PO	2590-832-5666	M718-11598921 (19207)	I	EA	1	*	*	*	*	22-12	1
PO	9905-176-0480	M718A1-11660440 (19207)	D	EA	1	*	*	*	*	22-12	1
PO	5305-851-9414	SCREW, TAPPING: to attach identification plate (4), and data plate (4), on each vehicle, MS24617-30 (96906)		EA	8	*	*	*	*	22-12	2
PO		DECAL, CAUTION: (M151A1C and M825) 10950985 (19207)	F	EA	1	*	*	*	*	22-12	3
		PLATE DATA: weight, dimensional and servicing,									
PO	2590-678-9024	M151-7331413 (19207)	P	EA	1	*	*	*	*	22-12	4
PO	2590-832-5657	M151A-10950822 (19207)	Q	EA	1	*	*	*	*	22-12	4
PO	9905-176-0559	M151A2-11660443 (19207)	L	EA	1	*	*	*	*	22-12	4
PO	2590-832-5662	M151A1C-10936882 (19207)	N	EA	1	*	*	*	*	22-12	4
PO	9905-176-0482	M825-11660419 (19207)	R	EA	1	*	*	*	*	22-12	4
PO	2590-832-5667	M718-11598922 (19207)	I	EA	1	*	*	*	*	22-12	4
PO	9905-176-0483	M718A1-11660423 (19207)	D	EA	1	*	*	*	*	22-12	4



M151A1C AND M825



ALL OTHER VEHICLES

AT 40014

Figure 22-12. Data and instruction plates.

(1) SMR CODE	(2) FEDERAL STOCK NUMBER	(3) DESCRIPTION		(4) UNIT OF MEAS.	(5) QTY INC IN UNIT	(6) 15-DAY ORGANIZATIONAL MAINTENANCE ALW				(7) ILLUSTRATION	
						(a) 1-5	(b) 6-20	(c) 21-50	(d) 51-100	(a) FIGURE NO.	(b) ITEM NO.
		REFERENCE NUMBER & MFG. CODE	USABLE ON CODE								
		GROUP 3303—WINTERIZATION KITS									
PO	2540-051-3840	1—COVER ASSEMBLY: hood, (cotton duck), 10921821 (19207)	E	EA	1	*	*	*	*	33-1	1
PO	2540-857-1411	1—COVER AND FLAP ASSEMBLY: brush guard, (cotton duck), 10885561 (19207)	E	EA	1	*	*	*	*	33-1	2
PO	5325-907-0704	26—STUD, TURNBUTTON FASTENER: to attach hood and brush guard covers, 10921905-1 (19207)	E	EA	26	*	*	*	*	33-1	3
PO	5310-209-0788	26—WASHER, LOCK: flat, external, tooth, carb-s, cd-pltd, for no. 6 screw size, to attach hood and brush guard covers, MS35335-30 (96906)	E	EA	26	*	*	*	*	33-1	4
PO	5310-934-9747	26—NUT, PLAIN, HEXAGON: carb-s, cd-pltd, no. 6-32 UNC-2B, to attach hood and brush covers, MS35649-262 (96906)	E	EA	26	*	*	*	*	33-1	5

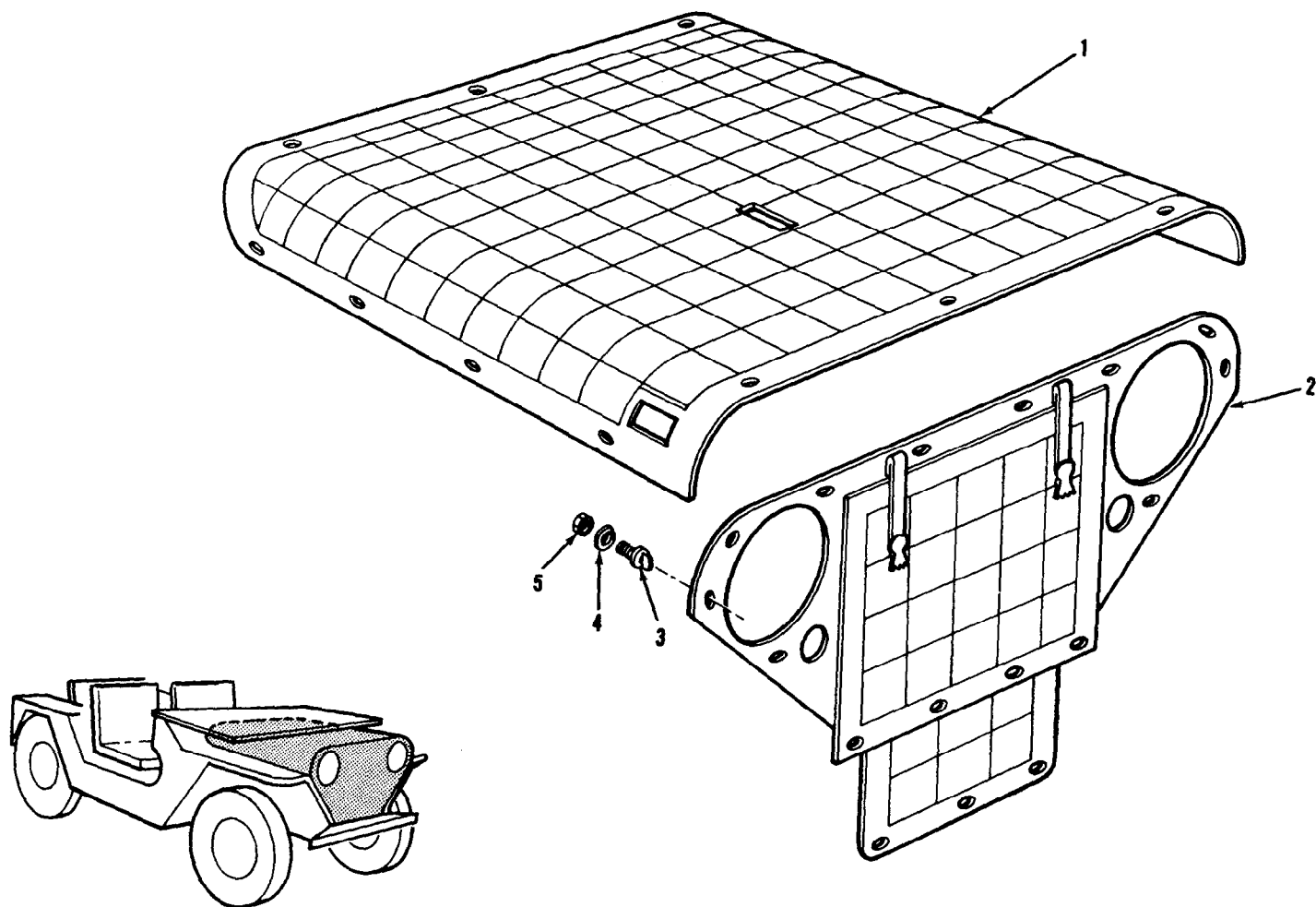
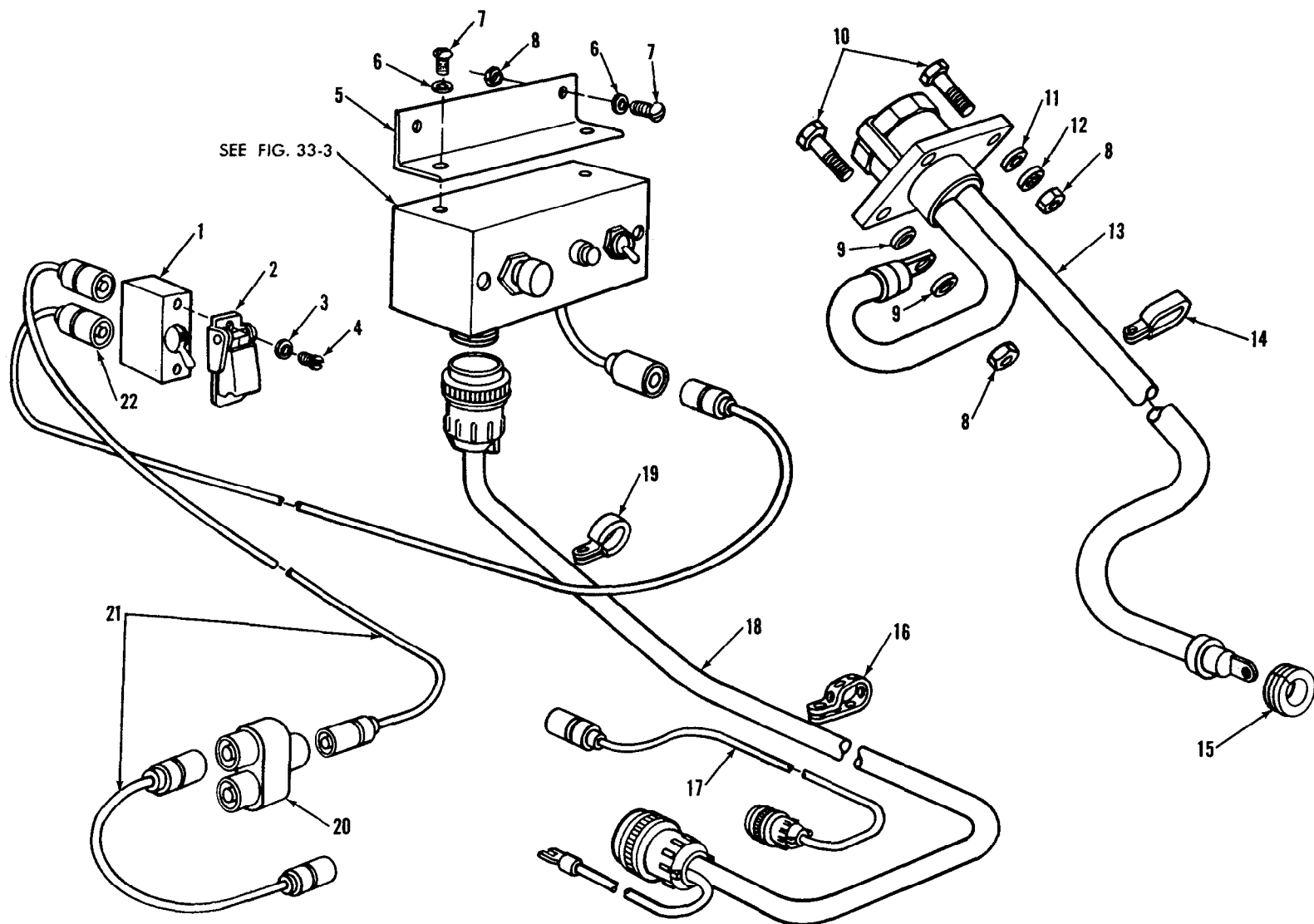


Figure 33-1. Hood and brush guard cover (65° Winterization Kit) (M151, M151A1 and M151A2).

(1) SMR CODE	(2) FEDERAL STOCK NUMBER	(3) DESCRIPTION		(4) UNIT OF MEAS.	(5) QTY INC IN UNIT	(6) 15-DAY ORGANIZATIONAL MAINTENANCE ALW				(7) ILLUSTRATION	
						(a) 1-5	(b) 6-20	(c) 21-50	(d) 51-100	(a) FIGURE NO.	(b) ITEM NO.
REFERENCE NUMBER & MFG. CODE		USABLE ON CODE									
GROUP 3303—CONTINUED											
PO	5930-269-6318	1—SWITCH, TOGGLE: emergency shut-off, MS39061-1 (96906)	E	EA	1	*	*	*	*	33-2	1
PO	5310-559-0070	1—GUARD: 8762696 (19207)	E	EA	1	*	*	*	*	33-2	2
PO		2—WASHER, LOCK: flat, internal tooth, carb-s, cd-pltd, for no. 8 screw size, to attach switch, MS35333-38 (96906)	E	EA	2	*	*	*	*	33-2	3
PO	5305-984-6192	2—SCREW, MACHINE: pan hd, cross-recessed, carb-s, cd-pltd, no. 8-32 UNC-2A x 7 / 16 in. lg, to attach emergency switch and guard to panel, MS35206-244 (96906)	E	EA	2	*	*	*	*	33-2	4
X2O	5310-550-1130	1—BRACKET: 7986254 (19207)	E	EA	1	*	*	*	*	33-2	5
PO		4—WASHER, LOCK: flat, internal tooth, carb-s, cd-pltd, for ¼ screw size, to attach heater control box to bracket (2); and bracket to dash panel (2); MS35333-40 (96906)	E	EA	4	*	*	*	*	33-2	6
PO	5305-988-1723	4—SCREW, MACHINE: pan hd, cross-recessed, carb-s, cd-pltd, ¼-20 UNC-2A x ½ in. lg, to attach heater control box to bracket (2); and bracket to dash panel (2); MS35206-279 (96906)	E	EA	4	*	*	*	*	33-2	7
PO	5310-761-6882	6—NUT, PLAIN, HEXAGON: carb-s, cd-pltd, ¼-20 UNC-2B, to attach bracket to dash panel (2); to attach slave cable assembly (4); MS51967-2 (96906)	E	EA	6	*	*	*	*	33-2	8
PO	5310-889-2528	2—WASHER, LOCK: internal and external tooth, carb-s, cd-pltd, for ¼ screw size, to attach slave cable assembly, MS45904-68 (96906)	E	EA	2	*	*	*	*	33-2	9
PO	5305-071-2241	4—SCREW, CAP, HEXAGON HEAD: carb-s, cd-pltd, ¼-20 UNC-2A x 1¼ in. lg, to attach slave cable assembly, MS90725-10 (96906)	E	EA	4	*	*	*	*	33-2	10
PO	5310-809-4058	3—WASHER, FLAT: round, s, cd-pltd, for ¼ screw size, to attach slave cable assembly, MS27183-10 (96906).	E	EA	3	*	*	*	*	33-2	11
PO	5310-533-4507	3—WASHER, LOCK: flat, internal tooth, carb-s, cd-pltd, for ¼ screw size, to attach slave cable assembly, MS35334-19 (96906).	E	EA	3	*	*	*	*	33-2	12
PO	2590-786-6182	1—CABLE ASSEMBLY: slave receptacle, 8707574 (19207).	E	EA	1	*	*	*	*	33-2	13
PO	5340-106-0617	1—CLAMP, LOOP: slave receptacle cable, (mount with existing hardware), 7728831 (19207).	E	EA	1	*	*	*	*	33-2	14
PO	5325-725-6895	1—GROMMET: slave receptacle cable to battery, MS35490-17 (96906).	E	EA	1	*	*	*	*	33-2	15
PO	5340-657-9793	2—STRAP: heater control box to heater cable, (attach with heater mounting screws), 8724501 (19207).	E	EA	2	*	*	*	*	33-2	16
PO	2590-788-3008	1—LEAD, ELECTRICAL: heater to fuel pump, 7012848 (19207).	E	EA	1	*	*	*	*	33-2	17
PO	2590-759-8038	1—CABLE ASSEMBLY: heater control box to heater, 10939535 (19207).	E	EA	1	*	*	*	*	33-2	18

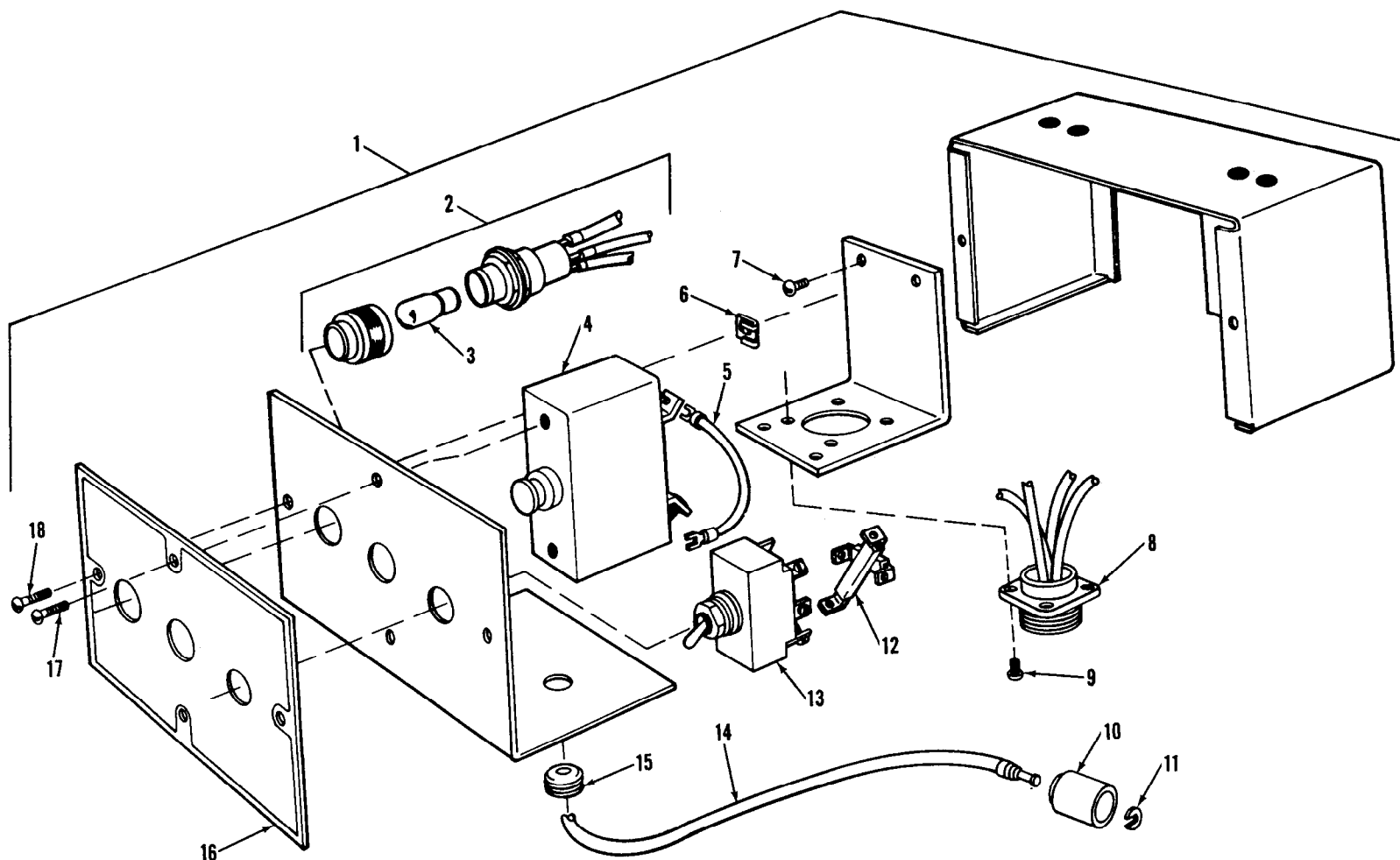
(1) SMR CODE	(2) FEDERAL STOCK NUMBER	(3) DESCRIPTION		(4) UNIT OF MEAS.	(5) QTY INC IN UNIT	(6) 15-DAY ORGANIZATIONAL MAINTENANCE ALW				(7) ILLUSTRATION	
						REFERENCE NUMBER & MFG. CODE	USABLE ON CODE	(a)	(b)	(c)	(d)
		1-5	6-20					21-50	51-100	FIGURE NO.	ITEM NO.
		GROUP 3303—CONTINUED									
PO	5340-057-3037	2—CLAMP, LOOP: heater control box to heater cable, (mount with tunnel cover screws), MS21333-111 (96906).	E	EA	2	*	*	*	*	33-2	19
PO	5935-900-6281	1—CONNECTOR: cable MS27147-1 (96906).	E	EA	1	*	*	*	*	33-2	20
PO	2590-785-9090	2—LEAD, ELECTRICAL: connector to ignition switch and emergency switch, 8710635 (19207).	E	EA	2	*	*	*	*	33-2	21
PO	2590-786-0135	1—LEAD, ELECTRICAL: control box to emergency switch, 8710637 (19207).	E	EA	1	*	*	*	*	33-2	22
PO	2590-993-4717	1—CONTROL BOX ASSEMBLY: heater, 8720449 (19207). Consisting of:	E	EA	1	*	*	*	*	33-3	1
PO	6210-828-3680	1—CABLE ASSEMBLY: 7986170 (19207).	E	EA	1	*	*	*	*	33-3	2
PO	6240-155-8714	1—LAMP, INCANDESCENT: heater control box, MS25231-313 (96906).	E	EA	1	*	*	*	*	33-3	3
PO	5925-271-8659	1—CIRCUIT BREAKER: MS25917-20 (96906).	E	EA	1	*	*	*	*	33-3	4
PO	6115-039-8256	1—CABLE ASSEMBLY: 7951734 (19207).	E	EA	1	*	*	*	*	33-3	5
PO	5305-940-8838	2—NUT: 7951753 (19207).	E	EA	2	*	*	*	*	33-3	6
PO	5305-879-5904	2—SCREW: 7971262 (19207).	E	EA	2	*	*	*	*	33-3	7
PO	2590-815-6126	1—CABLE ASSEMBLY: 7986168 (19207).	E	EA	1	*	*	*	*	33-3	8
PO	5305-828-3682	4—SCREW: 7971263 (19207).	E	EA	4	*	*	*	*	33-3	9
PO	2590-695-9077	1—SHELL: 8338572 (19207).	E	EA	1	*	*	*	*	33-3	10



AT 40016

Figure 33-2. Electrical leads, cables and related parts. (-65° Winterization Kit)
(M151, M151A1 and M151A2).

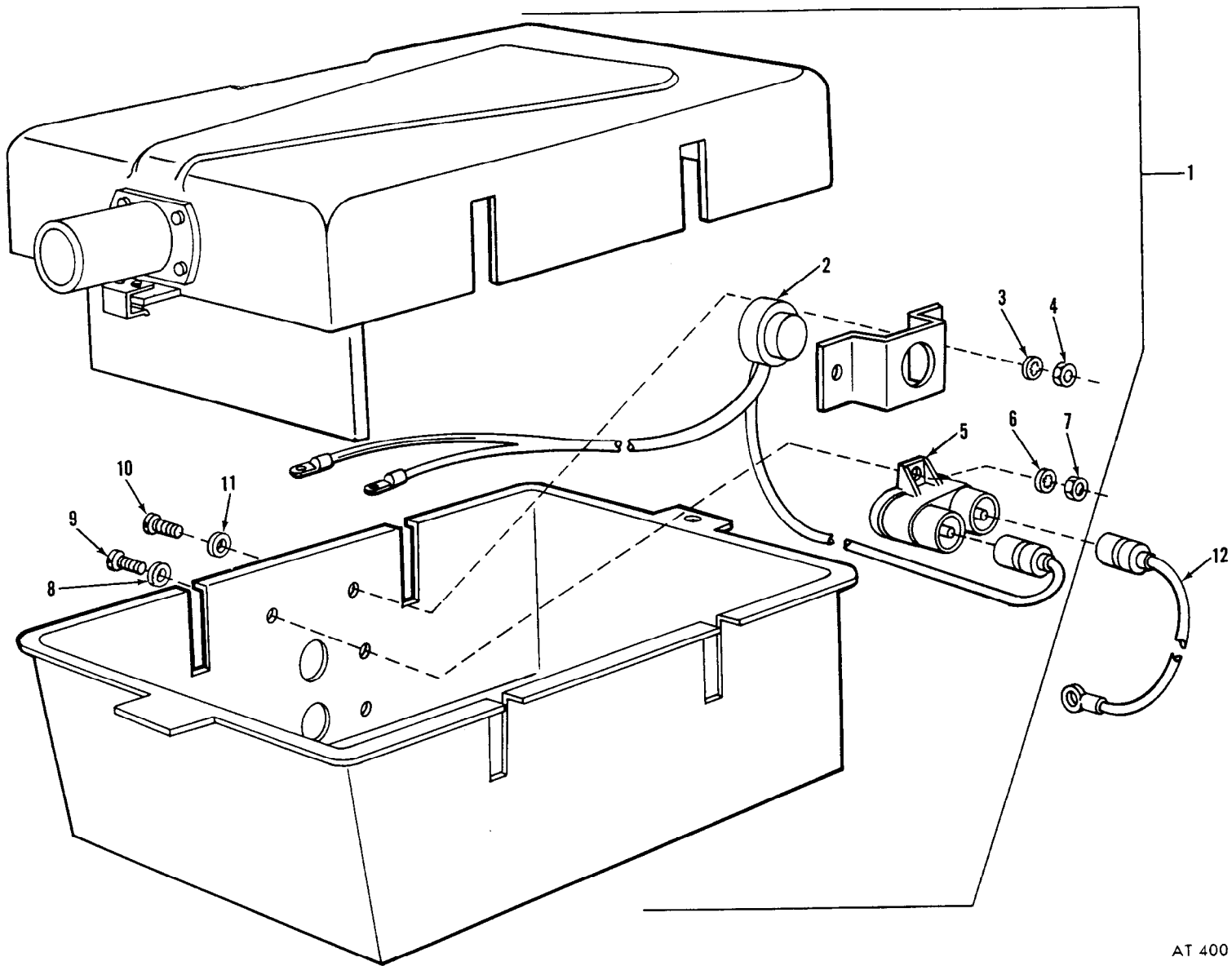
(1) SMR CODE	(2) FEDERAL STOCK NUMBER	DESCRIPTION	(4) UNIT OF MEAS.	(5) QTY INC IN UNIT	(6) 15-DAY ORGANIZATIONAL MAINTENANCE ALW				(7) ILLUSTRATION		
					(a) 1-5	(b) 6-20	(c) 21-50	(d) 51-100	(a)	(b)	
									FIGURE NO.	ITEM NO.	
GROUP 3303—CONTINUED											
PO	5310-595-7044	1—WASHER: 8338573 (19207).	E	EA	1	*	*	*	*	33-3	11
P20	2540-039-8258	1—JUMPER ASSEMBLY: 7951737 (19207).	E	EA	1	*	*	*	*	33-3	12
PO	5930-642-2452	1—SWITCH, TOGGLE: heater control box, MS35059-21 (96906).	E	EA	1	*	*	*	*	33-3	13
PO	2540-916-2095	1—CABLE ASSEMBLY: 7986167 (19207).	E	EA	1	*	*	*	*	33-3	14
PO	5325-295-1754	1—GROMMET: 7951754 (19207).	E	EA	1	*	*	*	*	33-3	15
P20	2540-179-3410	1—PANEL: 8707498 (19207).	E	EA	1	*	*	*	*	33-3	16
PC	5305-984-4988	2—SCREW, MACHINE: pan hd, cross-recessed, carb-s, cd-pltd, No. 6-32UNC-2A X 3/8 in. lg, to attach circuit breaker, MS35206-228 (96906).	E	EA	2	*	*	*	*	33-3	17
PO	5305-057-9611	2—SCREW, TAPPING: thread forming, pan hd, cross-recessed, carb-s, cd-pltd, No. 8-18 thd per in. X 5/16 in. lg, MS24621-28 (96906).	E	EA	2	*	*	*	*	33-3	18
P20		1—COVER AND BOX ASSEMBLY: 7535958 (19207). Consisting of:	E	EA	1	*	*	*	*	33-4	1
PO	2590-857-1408	1—SWITCH ASSEMBLY: thermal, circuit breaker to actuator, 10884943 (19207).	E	EA	1	*	*	*	*	33-4	2



AT 40017

Figure 33-3. Heater control box assembly (-65° winterization kit)
(M151, M151A1, and M151A2).

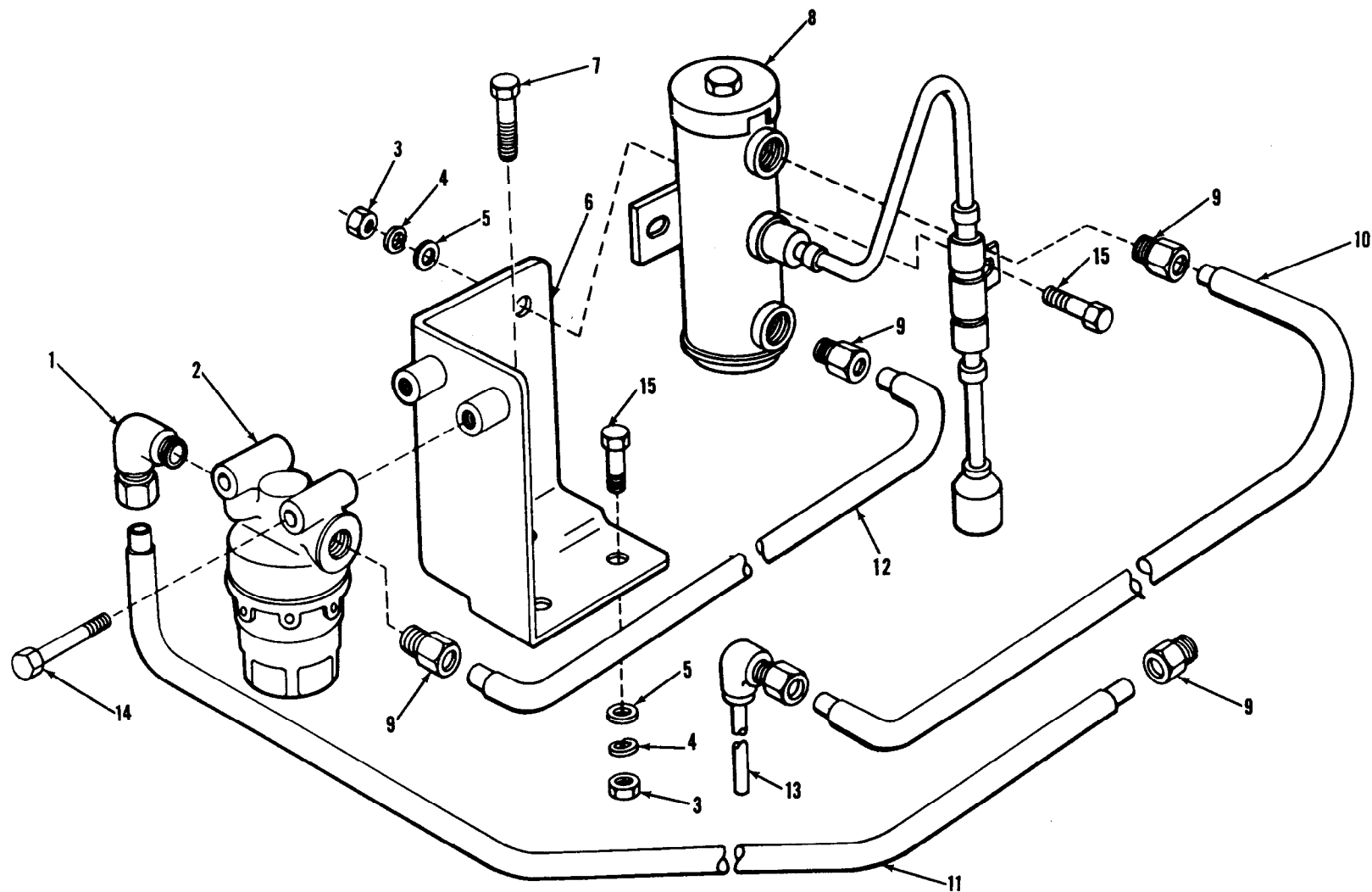
(1) SMR CODE	(2) FEDERAL STOCK NUMBER	(3) DESCRIPTION REFERENCE NUMBER & MFG. CODE USABLE ON CODE	(4) UNIT OF MEAS.	(5) QTY INC IN UNIT	(6) 15-DAY ORGANIZATIONAL MAINTENANCE ALW				(7) ILLUSTRATION		
					(a) 1-5	(b) 6-20	(c) 21-50	(d) 51-100	(a) FIGURE NO.	(b) ITEM NO.	
		GROUP 3303—CONTINUED									
PO	5310-579-0079	2—WASHER, LOCK: flat, internal tooth, carb-s, cd-pltd, for No. 6 screw size, to attach thermal switch bracket, MS35333-37 (96906). E	EA	2	*	*	*	*	33-4	3	
PO	5310-934-9747	2—NUT, PLAIN, HEXAGON: carb-s, cd-pltd, no. 6-32 UNC-2B, to attach thermal switch bracket, MS35649-262 (96906). E	EA	2	*	*	*	*	33-4	4	
PO	5925-803-4424	1—CIRCUIT BREAKER: thermal, waterproof, 30 V DC, 20 amp, MS39062-2 (96906). E	EA	1	*	*	*	*	33-4	5	
PO	5310-559-0070	2—WASHER, LOCK: flat, internal tooth, carb-s, cd-pltd, for No. 8 screw size, to attach circuit breaker MS35333-38 (96906). E	EA	2	*	*	*	*	33-4	6	
PO	5310-934-9757	2—NUT, PLAIN, HEXAGON: carb-s, cd-pltd, No. 8-32 UNC-2B, to attach circuit breaker, MS35649-282 (96906). E	EA	2	*	*	*	*	33-4	7	
PO	5310-809-8544	2—WASHER, FLAT: round, s, cd-pltd, for no. 8 screw size, to attach circuit breaker, MS27183-7 (96906). E	EA	2	*	*	*	*	33-4	8	
PO	5305-984-6195	2—SCREW, MACHINE: pan-hd, cross-recessed, carb-s, cd-pltd, No. 8-32 UNC-2A x 3/4 in. lg, to attach circuit breaker, MS35206-247 (96906). E	EA	2	*	*	*	*	33-4	9	
PO	5305-889-3000	2—SCREW, MACHINE: pan-hd, cross-recessed, carb-s, cd-pltd, No. 6-32 UNC-2A X 1/2 in. lg, to attach thermal switch bracket, MS35206-230 (96906). E	EA	2	*	*	*	*	33-4	10	
PO	5310-983-8483	2—WASHER, FLAT: round, s, cd-pltd, for no. 6 screw size, to attach thermal switch bracket, MS27183-5 (96906). E	EA	2	*	*	*	*	33-4	11	
PO	2590-857-1412	1—LEAD, ELECTRICAL: battery to circuit breaker, (10921812) (19207). E	EA	1	*	*	*	*	33-4	12	
PO	4730-391-3799	1—ELBOW ASSEMBLY: filter to heater, 123160 (21450). E	EA	1	*	*	*	*	33-5	1	
PO	2910-741-6350	1—FILTER ASSEMBLY: fuel, MS51085-1 (96906). E	EA	1	*	*	*	*	33-5	2	
PO	5310-761-6882	5—NUT, PLAIN, HEXAGON: carb-s, cd-pltd, 1/4-20 UNC-2B to attach fuel pump (2); to attach bracket (3); MS51967-2 (96906). E	EA	5	*	*	*	*	33-5	3	



AT 40018

Figure 33-4. Battery box and cover assembly (-65° winterization kit)
(M151, M151A1, and M151A2).

(1) SMR CODE	(2) FEDERAL STOCK NUMBER	(3) DESCRIPTION REFERENCE NUMBER & MFG. CODE USABLE ON CODE	(4) UNIT OF MEAS.	(5) QTY INC IN UNIT	(6) 15-DAY ORGANIZATIONAL MAINTENANCE ALW				(7) ILLUSTRATION	
					(a)	(b)	(c)	(d)	(a)	(b)
					1-5	6-20	21-50	51-100	FIGURE NO.	ITEM NO.
GROUP 3303—CONTINUED										
PO	5310-582-5965	5—WASHER, LOCK: split, carb-s, cd-pltd, for ¼ screw size, to attach fuel pump (2); to attach bracket (3); MS35338-44 (96906). E	EA	5	*	*	*	*	33-5	4
PO	5310-809-4058	5—WASHER, FLAT: round, s, cd-pltd, for ¼ screw size, to attach fuel pump (2); to attach bracket (3); MS27183-10 (96906). E	EA	5	*	*	*	*	33-5	5
X20		1—BRACKET: fuel pump and filter mounting, 10885551 (19207). E	EA	1	*	*	*	*	33-5	6
PO	5305-071-2242	1—SCREW, CAP, HEXAGON HEAD: carb-s, cd-pltd, ¼-20UNC-2A X 1½ in. lg, to attach bracket MS90725-9 (96906). E	EA	1	*	*	*	*	33-5	7
PO	2540-692-9218	1—PUMP ASSEMBLY: fuel, MS51321-1 (96906). E	EA	1	*	*	*	*	33-5	8
PO	4730-270-4612	4—CONNECTOR: fuel pump to tank (1); fuel pump to filter (2); fuel filter to heaters (1); 140353 (21450). E	EA	4	*	*	*	*	33-5	9
MO		1—TUBE ASSEMBLY: fuel pump to tank, E	EA	1					33-5	10
PO	4710-277-5524	1—TUBE: copper, seamless, 3 / 16 OD, 0.035 thk wall, 13 in. lg, 8689205 (19207). E	FT	V	*	*	*	*		
PO	5975-302-1201	1—CONDUIT: non-metallic, 3 / 16 id, 11½ in. lg, 17-C-18035-40 (80244). E	FT	V	*	*	*	*		
MO		1—TUBE ASSEMBLY: fuel filter to heater Fabricate from: E	EA	1					33-5	11
PO	4710-277-5524	1—TUBE: copper, seamless, 3 / 16 OD, 41½ in. lg, 0.035 thk wall, 43 in. lg, 8689205 (19207) E	FT	V	*	*	*	*		
PO	5975-302-1201	1—CONDUIT: non-metallic, 3 / 16 ID, 41½ in. lg, 17-C-18035-40 (80244) E	FT	V	*	*	*	*		
MO		1—TUBE ASSEMBLY: fuel pump to filter Fabricate from: E	EA	1					33-5	12
PO	4710-277-5524	1—TUBE: copper, seamless, 3 / 16 OD, 0.035 thk wall, 8 in. lg, 8689205 (19207) E	FT	V	*	*	*	*		
PO	5975-302-1201	1—CONDUIT: non-metallic, 3 / 16 ID, 6½ in. lg, 17-C-18035-40 (80244) E	FT	V	*	*	*	*		
P20		1—ELBOW AND TUBE ASSEMBLY: 7535950 (19207) E	EA	1	*	*	*	*	33-5	13
PO	5305-042-5575	2—SCREW AND WASHER ASSEMBLY: fuel filter to bracket, 425575 (21450) E	EA	2	*	*	*	*	33-5	14
PO	5305-068-0501	4—SCREW, CAP, HEXAGON HEAD: carb-s, cd-pltd, ¼-20 UNC-2A x ⅝ in. lg, to attach fuel pump (2); to attach bracket (2); MS90725-5 (96906) E	EA	4	*	*	*	*	33-5	15

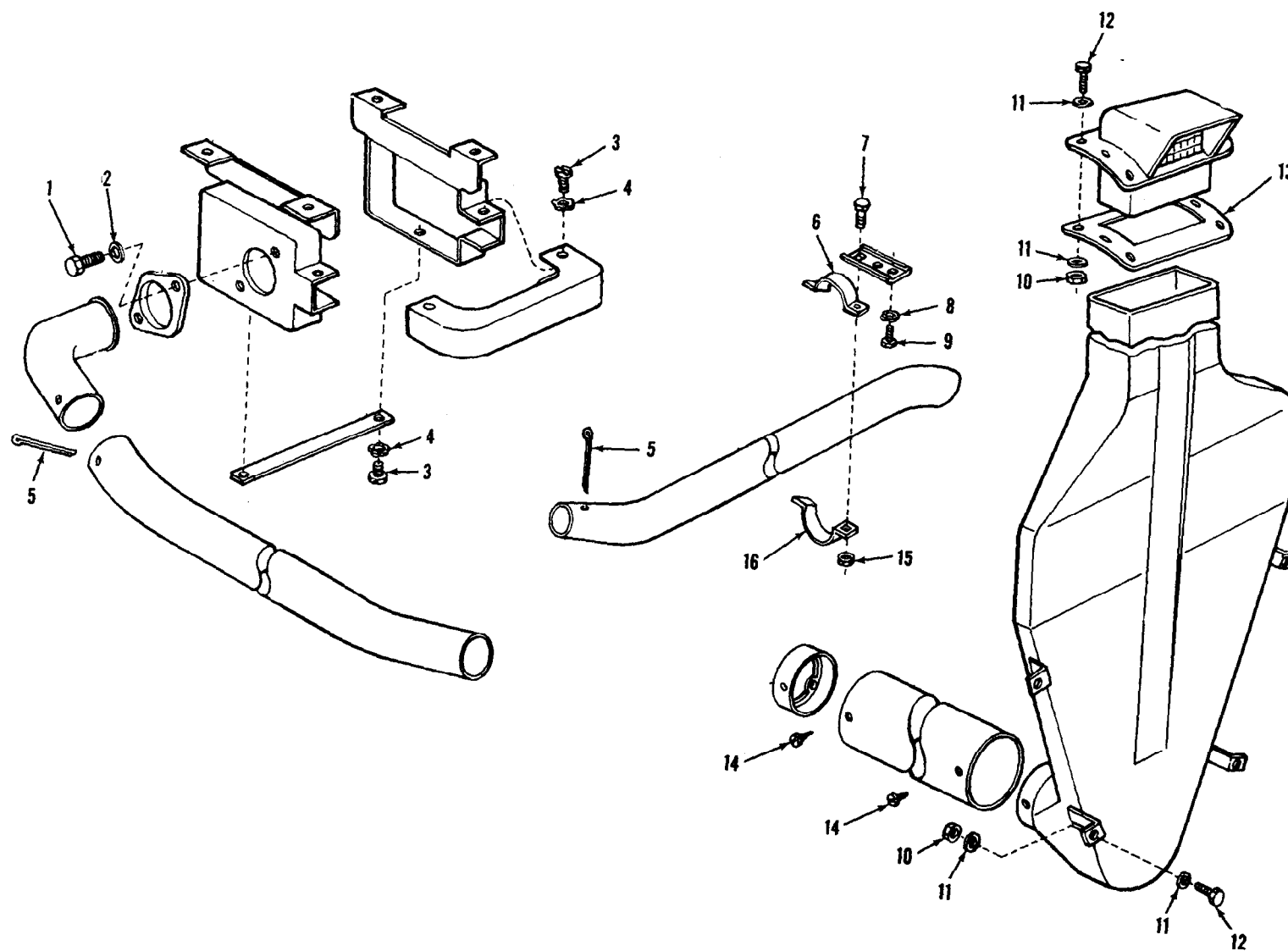


AT 39949

Figure 33-5. Fuel pump, filter and lines (-65° winterization kit)
(M151, M151A1, M151A2).

(1) SMR CODE	(2) FEDERAL STOCK NUMBER	(3) DESCRIPTION REFERENCE NUMBER & MFG. CODE USABLE ON CODE	(4) UNIT OF MEAS.	(5) QTY INC IN UNIT	(6) 15-DAY ORGANIZATIONAL MAINTENANCE ALW				(7) ILLUSTRATION	
					(a) 1-5	(b) 6-20	(c) 21-50	(d) 51-100	(a) FIGURE NO.	(b) ITEM NO.
GROUP 3303—CONTINUED										
PO	5305-068-0501	2—SCREW, CAP, HEXAGON HEAD: carb-s, E cd-pltd, ¼-20 UNC-2A x ⅝ in. lg, to attach flange to oil pan shroud, MS90725-5 (96906)	EA	2	*	*	*	*	33-6	1
PO	5310-582-5965	2—WASHER, LOCK: split, carb-s, cd-pltd, E for ¼ screw size, to attach flange to shroud, MS35338-44 (96906)	EA	2	*	*	*	*	33-6	2
PO	5305-988-1721	4—SCREW, MACHINE: pan-hd, cross-recessed, carb-s, E cd-pltd, ¼-20 UNC-2A x ⅜ in. lg, to attach duct and strap to shrouds, MS35206-277 (96906)	EA	4	*	*	*	*	33-6	3
PO	5310-209-0786	4—WASHER, LOCK: flat, external tooth, E carb-s, cd-pltd, for ¼ screw size, to attach duct and strap to shrouds, MS35335-33 (96906)	EA	4	*	*	*	*	33-6	4
PO	5315-298-1498	2—PIN, COTTER: heater pipe retaining, E MS24665-362 (96906)	EA	2	*	*	*	*	33-6	5
PO	5340-178-1379	1—CLAMP: heater exhaust pipe, 10884989 (19207) E	EA	1	*	*	*	*	33-6	6
PO	5306-721-5944	2—BOLT; CARRIAGE: square neck, round hd, E carb-s, cd or zn-pltd, 5 / 16-18 UNC-2A x 1 in. lg, to attach heater exhaust pipe clamps, MS35751-41 (19207)	EA	2	*	*	*	*	33-6	7
PO	5310-596-7691	2—WASHER, LOCK: flat, external tooth, E carb-s, cd-pltd, for no. 10 screw size, to attach bracket, MS35335- 32 (96906)	EA	2	*	*	*	*	33-6	8
PO	5305-061-7970	2—SCREW, TAPPING: thread cutting, pan-hd, E slotted, carb-s, cd-pltd, no. 10-24 threads per in. x ⅝ in. lg, to attach bracket, MS24649-47 (96906)	EA	2	*	*	*	*	33-6	9
PO	5310-959-7600	11—NUT, SELF-LOCKING, HEXAGON: carb-s, cd-pltd, E ¼-28 UNF, to attach air intake duct and hood, (used with hardtop kit only), MS-51922-S (96906)	EA	11	*	*	*	*	33-6	10
PO	5310-809-4058	22—WASHER, FLAT: round, s, cd-pltd, for ¼ E screw size, to attach air intake duct and hood, (used with hardtop kit only), MS27183-10 (96906)	EA	22	*	*	*	*	33-6	11
PO	5305-068-0506	11—SCREW, CAP, HEXAGON HEAD: carb-s, cd-pltd, E ¼-28 UNF-2A x ¾ in. lg, to attach air intake duct and hood, (used with hardtop kit only), MS90726-6 (96906)	EA	11	*	*	*	*	33-6	12
PO		1—GASKET: air intake duct hood, E (used with hardtop kit only), 10939576 (19207)	EA	1	*	*	*	*	33-6	13
PO	5305-754-4452	1—SCREW, TAPPING: thread forming, pan-hd, E cross-recessed, corrosion resisting s, no. 8-18 threads per in. x ½ in. lg, to attach intake pipe, (used with hardtop kit only), MS24622-30 (96906)	EA	4	*	*	*	*	33-6	14
PO	5310-984-3806	2—NUT, SELF-LOCKING, HEXAGON: carb-s, E cd-pltd, 5 / 16-18 UNC, to attach heater exhaust pipe clamps, MS51922-9 (96906)	EA	2	*	*	*	*	33-6	15

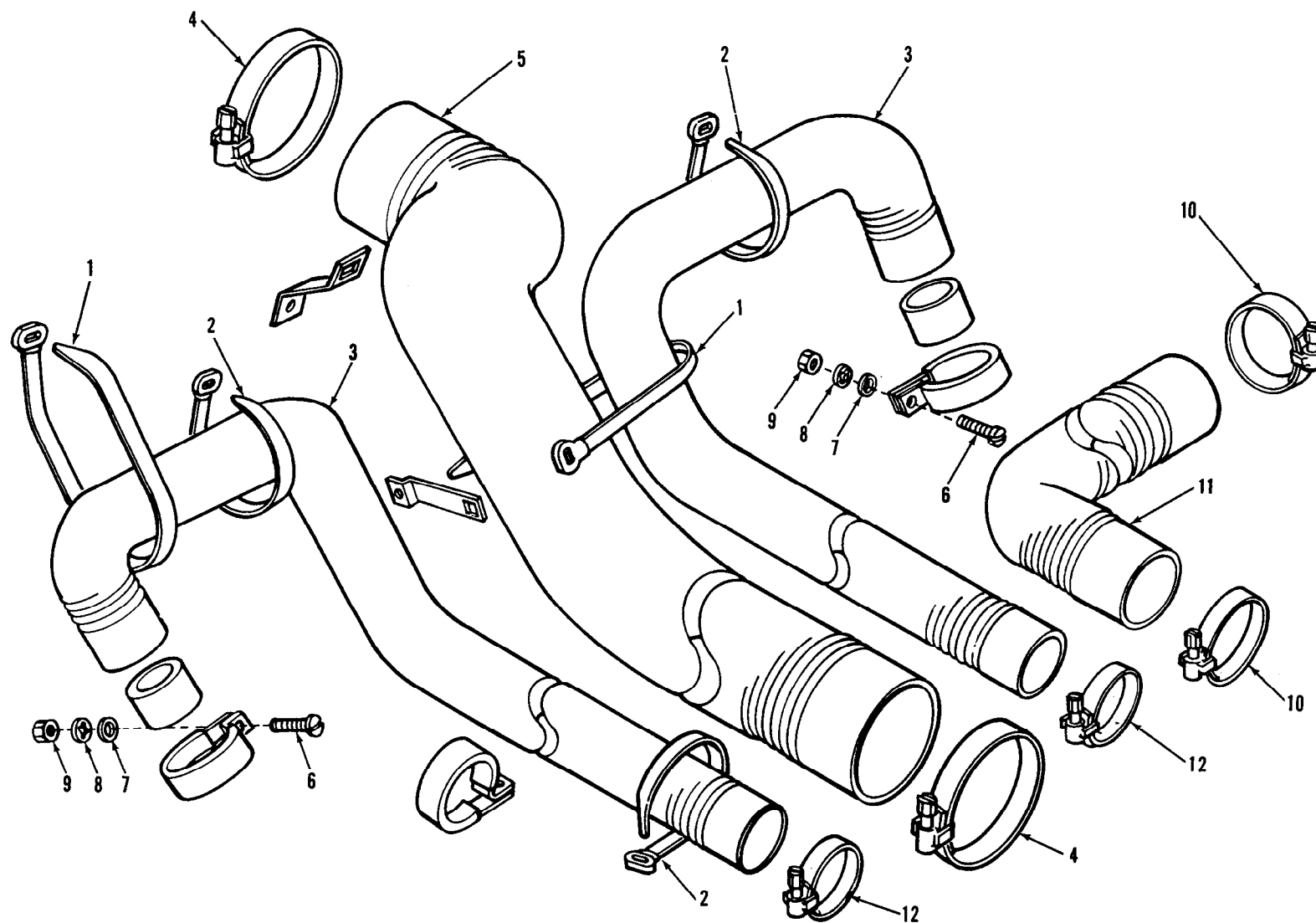
(1) SMR CODE	(2) FEDERAL STOCK NUMBER	(3) DESCRIPTION		(4) UNIT OF MEAS.	(5) QTY INC IN UNIT	(6) 15-DAY ORGANIZATIONAL MAINTENANCE ALW				(7) ILLUSTRATION	
						(a) 1-5	(b) 6-20	(c) 21-50	(d) 51-100	(a) FIGURE NO.	(b) ITEM NO.
		REFERENCE NUMBER & MFG. CODE	USABLE ON CODE								
		GROUP 3303—CONTINUED									
PO	5340-178-1378	1—CLAMP: heater exhaust pipe, 10884990 (19207)	E	EA	1	*	*	*	*	33-6	16
PO	5975-899-4606	5—STRAP: heater hose retaining; MS17821-2-0 (96906)	E	EA	5	*	*	*	*	33-7	1
PO	5975-984-6582	4—STRAP: heater hose retaining; MS17821-1-0 (96906)	E	EA	4	*	*	*	*	33-7	2
MO		2—HOSE, AIR DUCT: cab heater, 10939569 (19207)	E	EA	2					33-7	3
		Fabricate from:									
PO	4720-678-9040	2—HOSE, DUCT: 1½ in. ID, 52 in. lg, 7986297 (19207)	E	FT	V	*	*	*	*		
PO	4730-908-6292	4—CLAMP, HOSE: heater diverter to defroster diverter hose, 10950978-21 (19207) for field service use, MS35842-14 (96906)	E	EA	4	*	*	*	*	33-7	4
MO		1—HOSE, AIR DUCT: heater diverter to defroster diverter, 10885015-1 (19207)	E	EA	1					33-7	5
		Fabricate from:									
PO	4720-678-9039	1—HOSE, DUCT: 3 in. ID, 36½ in. lg, 7986299 (19207)	E	FT	V	*	*	*	*		



AT 40033

Figure 33-6. Heater intake and exhaust pipes (-65° Winterization Kit)
(M151, M151A1 and M151A2).

(1) SMR CODE	(2) FEDERAL STOCK NUMBER	(3) DESCRIPTION REFERENCE NUMBER & MFG. CODE USABLE ON CODE	(4) UNIT OF MEAS.	(5) QTY INC IN UNIT	(6) 15-DAY ORGANIZATIONAL MAINTENANCE ALW				(7) ILLUSTRATION		
					(a) 1-5	(b) 6-20	(c) 21-50	(d) 51-100	(a) FIGURE NO.	(b) ITEM NO.	
		GROUP 3303—CONTINUED									
PO	5305-993-2461	2—SCREW, MACHINE: pan hd, cross-recessed, carb-s, cd-pltd, ¼-28 UNF-2A x ¾ in. lg, to attach cab heater hose clamp, MS35207-281 (96906)	E	EA	2	*	*	*	*	33-7	6
PO	5310-809-4058	2—WASHER, FLAT: round, s, cd-pltd, for ¼ screw size, to attach cab heater hose clamp, MS27183-10 (96906)	E	EA	2	*	*	*	*	33-7	7
PO	5310-550-1130	2—WASHER, LOCK: flat, internal tooth, carb-s, cd-pltd, for ¼ screw size, to attach cab heater hose clamp, MS35333-40 (96906)	E	EA	2	*	*	*	*	33-7	8
PO	5310-768-0319	2—NUT, PLAIN, HEXAGON: carb-s, cd-pltd, ¼-28 UNF-2B, to attach cab heater hose clamp, MS51968-2 (96906)	E	EA	2	*	*	*	*	33-7	9
PO	4730-909-8627	2—CLAMP, HOSE: heater diverter to battery box hose, 10950978-20 (19207) for field service use, MS35842-13 (96906)	E	EA	2	*	*	*	*	33-7	10
MO		1—HOSE, AIR DUCT: battery box heater, 10884969-1 (19207) Fabricate from:	E	EA	1					33-7	11
PO	4730-786-9232	1—HOSE, DUCT: 2 in. ID, 14 in. lg, 7986298 (19207)	E	FT	V	*	*	*	*		
PO	4730-908-3193	2—CLAMP, HOSE: cab heater hose, MS35842-12 (96906)	E	EA	2	*	*	*	*	33-7	12



AT 40019

Figure 33-7. Heater hoses and related parts (-65° Winterization Kit)
(M151, M151A1 and M151A2).

(1) SMR CODE	(2) FEDERAL STOCK NUMBER	(3) DESCRIPTION	(4) UNIT OF MEAS.	(5) QTY INC IN UNIT	(6) 15-DAY ORGANIZATIONAL MAINTENANCE ALW				(7) ILLUSTRATION		
					(a) 1-5	(b) 6-20	(c) 21-50	(d) 51-100	(a) FIGURE NO.	(b) ITEM NO.	
GROUP 3303—CONTINUED											
PO	5305-067-9907	8—SCREW, TAPPING: thread forming, pan hd, cross-recessed, no. 10-16 threads per in. x 3⁄8 in. lg, to attach defroster deflector, MS24622-42 (96906)	E	EA	8	*	*	*	*	33-8	1
PO	2540-014-7064	1—HOSE, AIR DUCT: diverter to elbow, driver side, 10939570 (19207)	E	EA	1	*	*	*	*	33-8	2
PO	4730-908-6292	2—CLAMP, HOSE: diverter to elbow hose, driver side, 10950978-21 (19207), for field service use, MS35842-14 (96906)	E	EA	2	*	*	*	*	33-8	3
PO	5305-954-3487	4—SCREW, MACHINE: flat countersunk head, cross-recessed, carb-s, cd-pltd, no. 10-24 UNC-2A x 1⁄2 in. lg, to attach nozzle and flange assembly, MS35190-271 (96906)	E	EA	4	*	*	*	*	33-8	4
PO	4730-909-8627	2—CLAMP, HOSE: diverter to nozzle hose, passenger side, 10950978-20 (19207), for field service use, MS35842-13 (96906)	E	EA	2	*	*	*	*	33-8	5
MO		1—HOSE, AIR DUCT: diverter to nozzle, passenger side, 10884970 (19207) Fabricate from:	E	EA	1					33-8	6
PO	4720-786-9232	1—HOSE, DUCT: 2 in. ID, 7½ in. lg, 7986298 (19207)	N	FT	V	*	*	*	*	33-8	
PO	5310-761-6882	2—NUT, PLAIN, HEXAGON: carb-s, cd-pltd, ¼-20 UNC-2B, to attach defroster diverter, MS51967-2 (96906)	N	EA	2	*	*	*	*	33-8	7
PO	5310-582-5965	2—WASHER, LOCK: split, carb-s, cd-pltd, for ¼ screw size, to attach defroster diverter, MS35338-44 (96906)	N	EA	2	*	*	*	*	33-8	8
PO	5310-809-4058	2—WASHER, FLAT: round, s, cd-pltd, for ¼ screw size, to attach defroster diverter, MS27183-10 (96906)	N	EA	2	*	*	*	*	33-8	9
PO	5305-068-0500	2—SCREW, CAP, HEXAGON HEAD: carb-s, cd-pltd, ¼-20 UNC-2A x ½ in. lg, to attach defroster diverter, MS90725-3 (96906)	N	EA	2	*	*	*	*	33-8	10
PO	5305-045-3183	1—SCREW, TAPPING: thread forming, pan hd, cross-recessed, corrosion resisting s, no. 8-18 threads per in. x 3⁄8 in. lg, to attach defroster diverter, MS24622-29 (96906)	N	EA	1	*	*	*	*	33-8	11
PO	2540-051-3841	1—CONTROL ASSEMBLY: push-pull defroster, 10939551-2 (19207)	N	EA	1	*	*	*	*	33-8	12
PO	5310-616-7998	1—WASHER, LOCK: flat, internal tooth, carb-s, cd-pltd, for 3⁄8 screw size, to attach defroster control cable, MS35334-21 (96906)	N	EA	1	*	*	*	*	33-8	13
PO	5310-975-2075	1—NUT, PLAIN, HEXAGON (JAM): carb-s, cd-pltd, 3⁄8-24 UNF-2B, to attach defroster control cable, MS35691-21 (96906)	N	EA	1	*	*	*	*	33-8	14

(1) SMR CODE	(2) FEDERAL STOCK NUMBER	(3) DESCRIPTION REFERENCE NUMBER & MFG. CODE USABLE ON CODE	(4) UNIT OF MEAS.	(5) QTY INC IN UNIT	(6) 15-DAY ORGANIZATIONAL MAINTENANCE ALW				(7) ILLUSTRATION		
					(a) 1-5	(b) 6-20	(c) 21-50	(d) 51-100	(a) FIGURE NO.	(b) ITEM NO.	
GROUP 3303—CONTINUED											
PO	5305-058-2101	3—SCREW, TAPPING: thread forming, pan-hd, E cross-recessed, corrosion resisting s, no. 6-20 threads per in. x ¼ in. lg, to attach defroster nozzle elbow, MS24622-15 (96906).	EA	3	*	*	*	*	33-8	15	
PO	2590-702-5692	1—PLATE: caution, 10950775 (19207). E	EA	1	*	*	*	*	33-8	16	
PO	5305-058-2088	8—SCREW, TAPPING: thread forming, pan-hd, E cross-recessed, corrosion resisting s, no. 2-32 threads per in. x ¼ in. lg, to attach plates, MS24622-3 (96906).	EA	8	*	*	*	*	33-8	17	
PO	5340-080-9853	2—CLAMP, LOOP: to retain defroster control cable, E MS21333-97 (96906).	EA	2	*	*	*	*	33-8	18	
PO	5305-225-3838	4—SCREW, CAP, HEXAGON HEAD: carb-s, cd-pltd, E ¼-20 UNC-2A x 9 / 16 in. lg, to attach heater guard, MS90725-4 (96906).	EA	4	*	*	*	*	33-9	1	
PO	5310-582-5965	8—WASHER, LOCK: split, carb-s, cd-pltd, E for ¼ screw size, to attach heater guard (4); diverter and actuator assy. (1); and heater assembly (3); MS35338-44 (96906).	EA	8	*	*	*	*	33-9	2	
PO	5310-809-4058	8—WASHER, FLAT: round, s, cd-pltd, for ¼ E screw size, to attach heater assy. and guard (5); diverter and actuator assy. (1); and exhaust diverter assy. (2); MS27183-10 (96906)	EA	8	*	*	*	*	33-9	3	

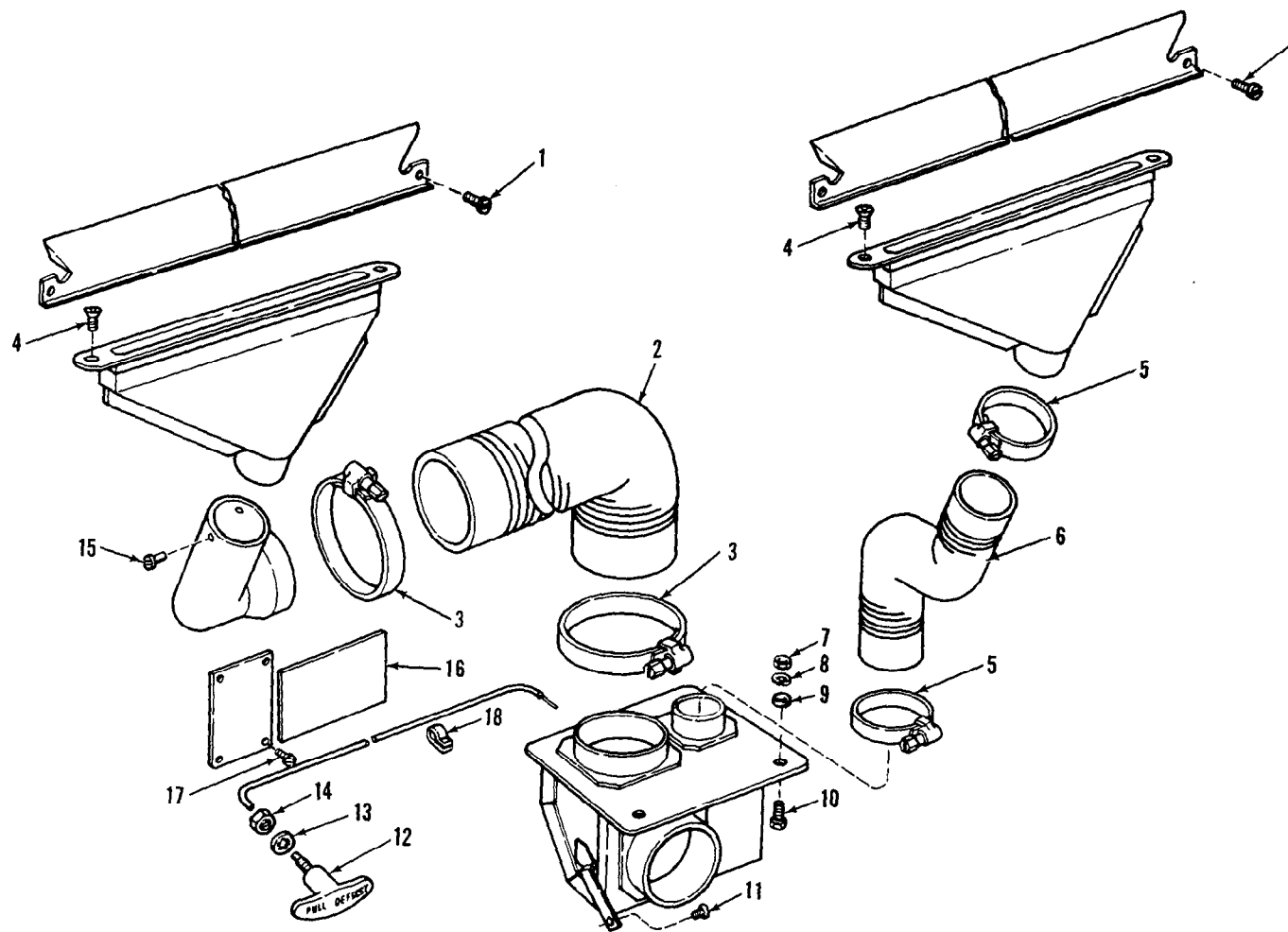
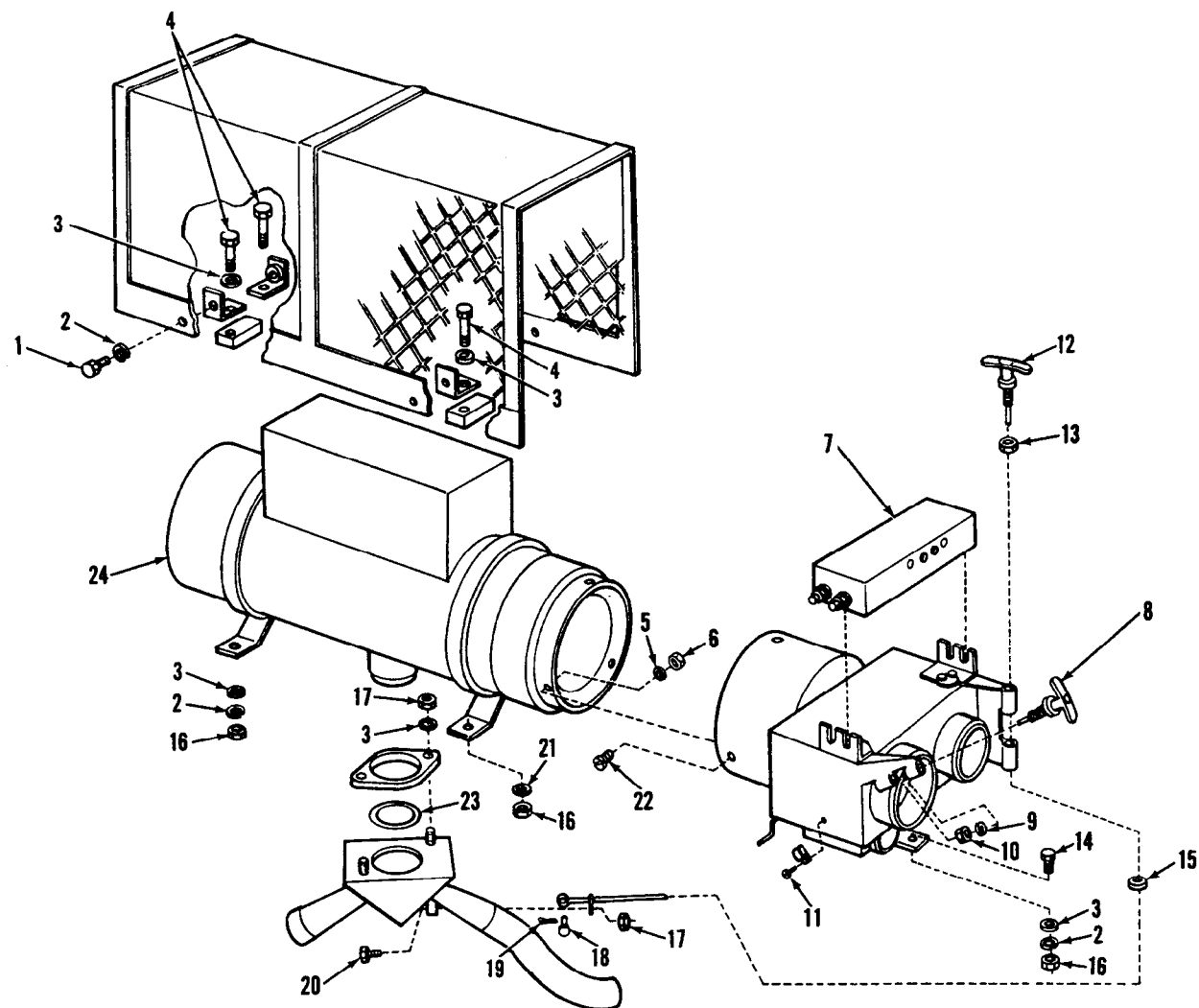


Figure 33-8. Defroster control diverter and hoses (-65° Winterization Kit)
(M151, M151A1 and M151A2).

AT 40020

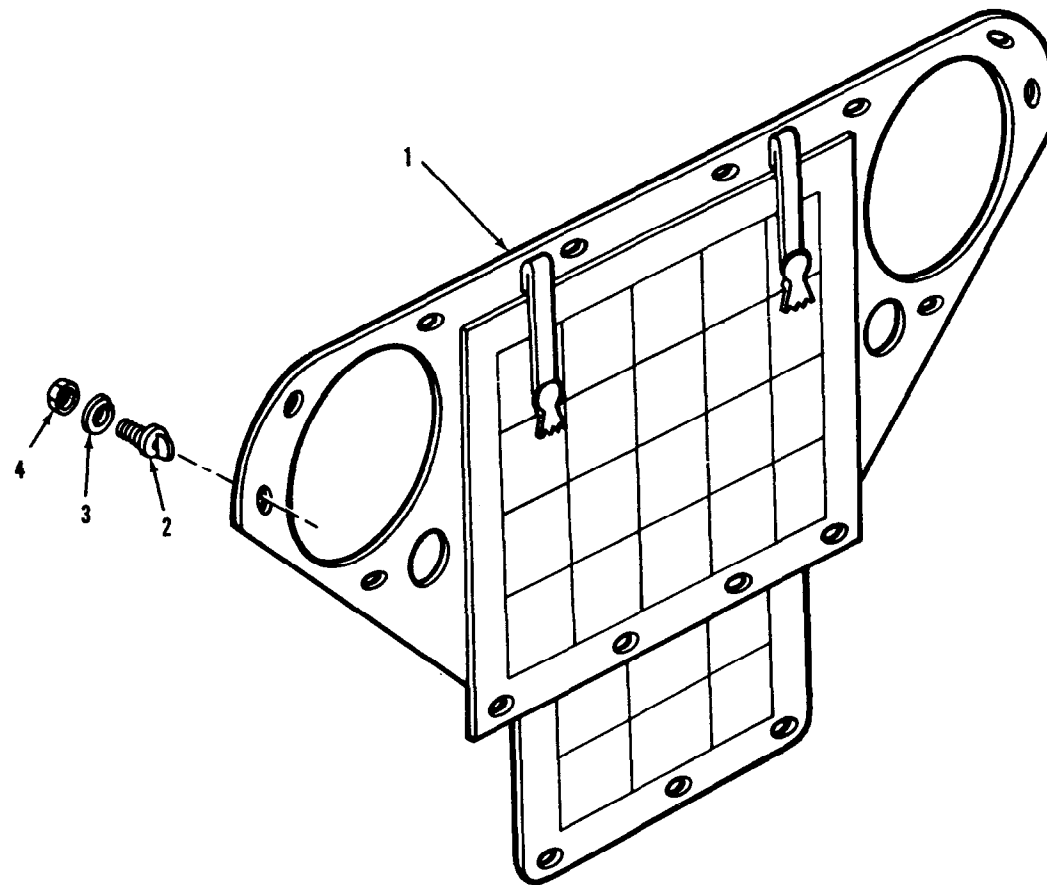

(1) SMR CODE	(2) FEDERAL STOCK NUMBER	(3) DESCRIPTION REFERENCE NUMBER & MFG. CODE USABLE ON CODE	(4) UNIT OF MEAS.	(5) QTY INC IN UNIT	(6) 15-DAY ORGANIZATIONAL MAINTENANCE ALW				(7) ILLUSTRATION	
					(a) 1-5	(b) 6-20	(c) 21-50	(d) 51-100	(a) FIGURE NO.	(b) ITEM NO.
GROUP 3303—CONTINUED										
PO	5305-071-2240	4—SCREW, CAP, HEXAGON HEAD: carb-s, cd-pltd, E 1/4-20 UNC-2A x 1 3/8 in. lg, to attach heater assy. and guard, MS90725-11 (96906).	EA	4	*	*	*	*	33-9	4
PO	5310-559-0070	3—WASHER, LOCK: flat, internal tooth, carb-s, E cd-pltd, for no. 8 screw size, to attach diverter and actuator assy., MS35333-38 (96906).	EA	3	*	*	*	*	33-9	5
PO	5310-934-9757	3—NUT, PLAIN, HEXAGON: carb-s, cd-pltd, no. 8-32 E UNC-2B, to attach diverter and actuator assembly, MS35649-282 (96906).	EA	3	*	*	*	*	33-9	6
PO	2990-574-3087	1—ACTUATOR ASSEMBLY: personnel heater, 10921766 E (19207).	EA	1	*	*	*	*	33-9	7
PO	2540-051-3842	1—CONTROL ASSEMBLY: push-pull cab ducts, E 10939551-1 (19207).	EA	1	*	*	*	*	33-9	8
PO	5310-616-7998	1—WASHER, LOCK: flat, internal tooth, carb-s, E cd-pltd, for 3/8 screw size, to attach cab duct control cable, MS35334-21 (96906).	EA	1	*	*	*	*	33-9	9
PO	5310-975-2075	1—NUT, PLAIN, HEXAGON: carb-s, cd-pltd, E 3/4-24 UNF-2B, to attach cab duct control cable, MS35691-21 (96906).	EA	1	*	*	*	*	33-9	10
PO	5305-995-3569	1—SCREW, TAPPING: thread cutting, pan-hd, E cross-recessed, carb-s, cd-pltd, no. 6-32 threads per in. x 5/16 in. lg, to attach clip to cab duct diverter, MS24629-22 (96906).	EA	1	*	*	*	*	33-9	11
PO		1—CONTROL ASSEMBLY: push-pull, exhaust diverter, E 8675947 (19207).	EA	1	*	*	*	*	33-9	12
PO	5310-975-2075	2—NUT, PLAIN, HEXAGON: carb-s, cd-pltd, E 3/4-24 UNF-2B, to attach exhaust diverter control cable, MS35691-21 (96906).	EA	2	*	*	*	*	33-9	13
PO	5305-068-0501	1—SCREW, CAP, HEXAGON HEAD: carb-s, cd-pltd, E 1/4-20 UNC-2A x 5/8 in. lg, to attach diverter and actuator assy., MS90725-5 (96906)	EA	1	*	*	*	*	33-9	14
PO	5325-820-3509	1—GROMMET: exhaust diverter control cable, E MS35490-10 (96906)	EA	1	*	*	*	*	33-9	15
PO	5310-761-6882	5—NUT, PLAIN, HEXAGON: carb-s, cd-pltd, E 1/4-20 UNC-2B, to attach heater assy. and guard (4); diverter and actuator (1); MS51967-2 (96906)	EA	5	*	*	*	*	33-9	16
PO	5310-088-1251	33—NUT, SELF-LOCKING, HEXAGON: carb-s, cd-pltd, E 1/4-20 UNC, to attach exhaust diverter control cable (1); and exhaust diverter (2); MS51922-1 (96906)	EA	33	*	*	*	*	33-9	17
PO	5315-812-3734	1—PIN: to attach exhaust diverter control cable, E MS20392-1C7 (96906)	EA	1	*	*	*	*	33-9	18
PO	5315-839-2325	1—PIN, COTTER: to attach exhaust diverter control E cable, MS24665-132 (96906)	EA	1	*	*	*	*	33-9	19

(1) SMR CODE	(2) FEDERAL STOCK NUMBER	(3) DESCRIPTION REFERENCE NUMBER & MFG. CODE USABLE ON CODE	(4) UNIT OF MEAS.	(5) QTY INC IN UNIT	(6) 15-DAY ORGANIZATIONAL MAINTENANCE ALW				(7) ILLUSTRATION	
					(a) 1-5	(b) 6-20	(c) 21-50	(d) 51-100	(a) FIGURE NO.	(b) ITEM NO.
					GROUP 3303—CONTINUED					
PO	5305-068-0500	1—SCREW, CAP, HEXAGON HEAD: carb-s, cd-pltd, E ¼-20 UNC-2A x ½ in. lg, to attach exhaust diverter control cable, MS90725-3 (96906)	EA	1	*	*	*	*	33-9	20
PO	5310-889-2528	1—WASHER, LOCK: internal and external carb-s, E cd-pltd, for ¼ screw size, to attach heater assy. and guard, MS45904-68 (96906)	EA	1	*	*	*	*	33-9	21
PO	5305-889-3002	3—SCREW, MACHINE: pan-hd, cross-recessed, E carb-s, cd-pltd, no. 8-32 UNC-2A x 5 / 16 in. lg, to attach diverter and actuator assy. MS35206-242 (96906)	EA	3	*	*	*	*	33-9	22
PO	2540-770-0242	1—RING: exhaust diverter, 7700242 (19207) E	EA	1	*	*	*	*	33-9	23
POR	2540-319-5931	1—HEATER ASSEMBLY: (optional w / heater 10920608) E 8720193 (19207)	EA	1	*	*	*	*	33-9	24
PO	2540-857-1411	1—COVER AND FLAP ASSEMBLY: brush guard (cotton duck) 10885561 (19207)	EA	1	*	*	*	*	33-10	1
PO	5325-907-0704	13—STUD, TURNBUTTON FASTENER: to attach cover and flap assy. 10921905-1 (19207)	EA	13	*	*	*	*	33-10	2
PO	5310-209-0788	13—WASHER, LOCK: flat, external tooth, for no. 6 size, to attach brush guard cover studs, MS35335-30 (96906)	EA	13	*	*	*	*	33-10	3
PO	5310-934-9747	13—NUT, PLAIN, HEXAGON: carb-s, cd-pltd, no. 6-32 UNC-2B, to attach brush guard cover studs, MS35649-262 (96906)	EA	13	*	*	*	*	33-10	4
PO	2590-901-8666	1—PLATE: identification, 10939573 (19207)	EA	1	*	*	*	*	33-11	1
PO	5305-058-2099	4—SCREW, TAPPING: thread forming, pan-hd, cross-recessed, corrosion resisting s, no. 4-24 threads per in. x ¼ in. lg, to attach identification plate, MS24622-8 (96906)	EA	4	*	*	*	*	33-11	2



AT 40021

Figure 33-9. Heater guard and diverter boxes (-65° Winterization Kit)
(M151, M151A1 and M151A2).

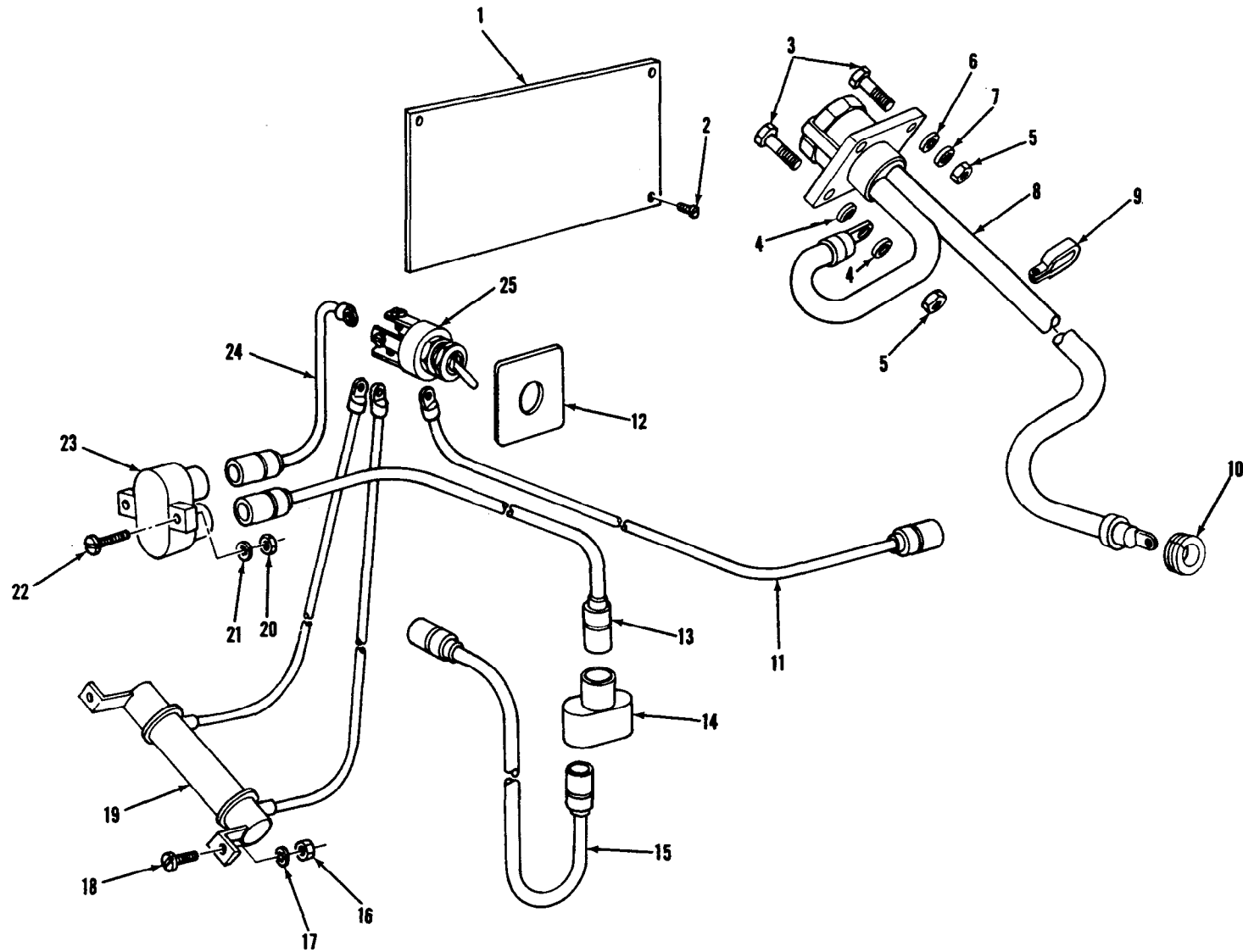


AT 8961

Figure 33-10. Brush guard cover (Hot Water Heater Kit).

(1) SMR CODE	(2) FEDERAL STOCK NUMBER	(3) DESCRIPTION REFERENCE NUMBER & MFG. CODE	(4) UNIT OF MEAS.	(5) QTY INC IN UNIT	(6) 15-DAY ORGANIZATIONAL MAINTENANCE ALW				(7) ILLUSTRATION	
					(a) 1-5	(b) 6-20	(c) 21-50	(d) 51-100	(a) FIGURE NO.	(b) ITEM NO.
					GROUP 3303—CONTINUED					
PO	5305-225-3839	4—SCREW, CAP, HEXAGON HEAD: carb-s, cd-pltd, ¼-20 UNC-2A x 1 in. lg. to attach slave cable assembly, MS90725-8 (96906)	EA	4	*	*	*	*	33-11	3
PO	5310-889-2528	2—WASHER, LOCK: internal and external tooth, carb-s, cd-pltd, for ¼ screw size, to attach slave cable assembly, MS45904-68 (96906)	EA	2	*	*	*	*	33-11	4
PO	5310-761-6882	4—NUT, PLAIN, HEXAGON: carb-s, cd-pltd, ¼-20 UNC-2B, to attach slave cable assembly, MS51967-2 (96906)	EA	4	*	*	*	*	33-11	5
PO	5310-809-4058	3—WASHER, FLAT: round, s, cd-pltd, for ¼ screw size, to attach slave cable assembly, MS27183-10 (96906)	EA	3	*	*	*	*	33-11	6
PO	5310-533-4507	3—WASHER, LOCK: flat, internal tooth, carb-s, cd-pltd, for ¼ screw size, to attach slave cable assembly, MS35334-19 (96906)	EA	3	*	*	*	*	33-11	7
PO	2590-786-6182	1—CABLE ASSEMBLY: slave receptacle, 8707574 (19207)	EA	1	*	*	*	*	33-11	8
PO	5340-738-5988	1—CLAMP, LOOP: slave receptacle cable, 7385988 (19207)	EA	1	*	*	*	*	33-11	9
PO	5325-725-6895	1—GROMMET: slave receptacle to battery cable, MS35490-17 (96906)	EA	1	*	*	*	*	33-11	10
PO	2590-901-8126	1—CABLE ASSEMBLY: switch to heater 8710631 (19207)	EA	1	*	*	*	*	33-11	11
PO	2590-763-7337	1—PLATE, NAME: heater, 7986147 (19207)	EA	1	*	*	*	*	33-11	12
PO	2590-901-8125	1—CABLE ASSEMBLY: connector to circuit breaker, 8710636 (19207)	EA	1	*	*	*	*	33-11	13
PO	5935-900-6281	1—CONNECTOR, CABLE: MS27147-1 (96906)	EA	1	*	*	*	*	33-11	14
PO	2590-785-9090	1—CABLE ASSEMBLY: ignition switch to connector, 8710635 (19207)	EA	1	*	*	*	*	33-11	15
PO	5310-934-9747	2—NUT, PLAIN, HEXAGON: carb-s, cd-pltd, no. 6-32 UNC-2B, to attach resistor, MS35649-262 (96906)	EA	2	*	*	*	*	33-11	16
PO	5310-579-0079	2—WASHER, LOCK: flat, internal tooth, carb-s, cd-pltd, for no. 6 screw size, to attach resistor, MS35333-37 (96906)	EA	2	*	*	*	*	33-11	17
PO	5305-984-4984	2—SCREW, MACHINE: pan hd, cross-recessed, carb-s, cd-pltd, no. 6-32 UNC-2A x 5/16 in. lg. to attach resistor, MS35206-227 (96906)	EA	2	*	*	*	*	33-11	18
PO	5905-777-8491	1—RESISTOR ASSEMBLY: heater circuit, 8710856 (19207)	EA	1	*	*	*	*	33-11	19
PO	5310-934-9757	2—NUT, PLAIN, HEXAGON: carb-s, cd-pltd, no. 8-32 UNC2B to attach circuit breaker, MS35649-282 (96906)	EA	2	*	*	*	*	33-11	20
PO	5310-559-0070	2—WASHER, LOCK: flat, internal tooth, carb-s, cd-pltd, for no. 8 screw size, to attach circuit breaker, MS35333-38 (96906)	EA	2	*	*	*	*	33-11	21
PO	5305-984-6195	2—SCREW, MACHINE: pan hd, cross-recessed, carb-s, cd-pltd, no. 8-32 UNC-2A x ¾ in. lg. to attach circuit breaker, MS35206-247 (96906)	EA	2	*	*	*	*	33-11	22
PO	5925-026-4767	1—CIRCUIT BREAKER: heater circuit, MS39062-1 (96906)	EA	1	*	*	*	*	33-11	23
PO	2590-777-6762	1—CABLE ASSEMBLY: circuit breaker to heater switch, 8710670 (19207)	EA	1	*	*	*	*	33-11	24
PO	5930-669-6878	1—SWITCH, TOGGLE: heater, MS35058-21 (96906)	EA	1	*	*	*	*	33-11	25

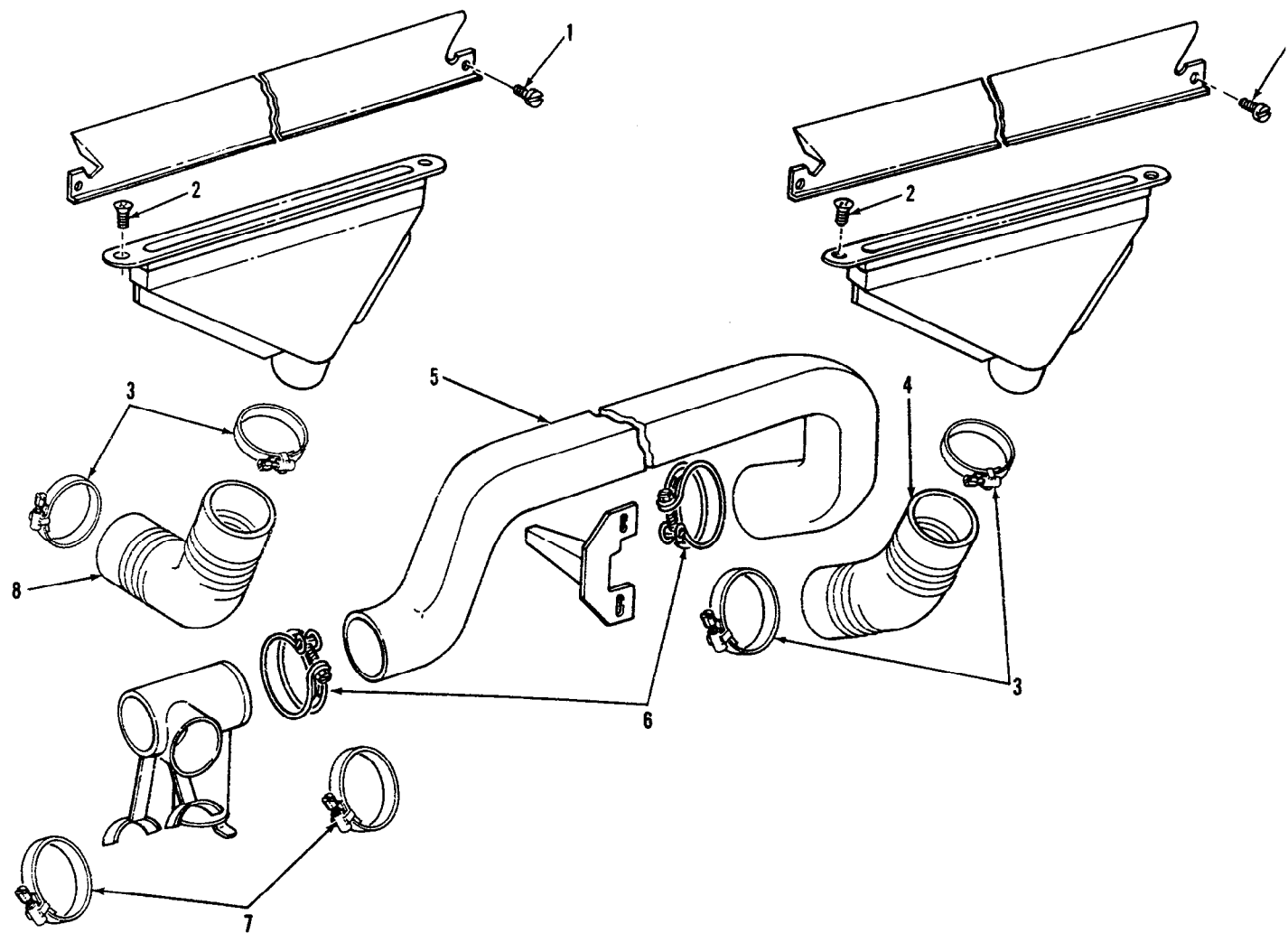
(1) SMR CODE	(2) FEDERAL STOCK NUMBER	(3) DESCRIPTION REFERENCE NUMBER & MFG. CODE USABLE ON CODE	(4) UNIT OF MEAS.	(5) QTY INC IN UNIT	(6) 15-DAY ORGANIZATIONAL MAINTENANCE ALW				(7) ILLUSTRATION	
					(a) 1-5	(b) 6-20	(c) 21-50	(d) 51-100	(a) FIGURE NO.	(b) ITEM NO.
		GROUP 3303—CONTINUED								
PO	5305-067-9907	8—SCREW, TAPPING: thread forming, pan hd, cross-recessed, no. 10-16 threads per in. x 3/8 in. lg. to attach defroster deflector, MS24622-42 (96906)	EA	8	*	*	*	*	33-12	1
PO	5305-954-3487	4—SCREW, MACHINE: flat countersunk head, cross-recessed, carb-s, cd-pltd, no. 10-24 UNC-2A x 1/2 in. lg. to attach nozzle and flange assembly, MS35190-271 (96906)	EA	4	*	*	*	*	33-12	2
PO	4730-909-8627	4—CLAMP, HOSE: heater to nozzle, (2); diverter to nozzle (2); 10950978-20 (19207); for field service use, MS35842-13 (96906)	EA	4	*	*	*	*	33-12	3
MO		1—HOSE, AIR DUCT: heater to nozzle, 10884971 (19207)	EA	1					33-12	4
		Fabricate from:								
PO	4720-786-9232	1—HOSE, DUCT: 2 in. ID, 11 1/2 in. lg, 7986298 (19207)	FT	V	*	*	*	*		
PO	2540-869-0423	1—HOSE, AIR DUCT: heater to diverter, 10939572 (19207)	EA	1	*	*	*	*	33-12	5
PO	4730-909-8627	2—CLAMP, HOSE: heater to diverter, 10950978-10 (19207) for field service use, MS35842-13 (96906)	EA	2	*	*	*	*	33-12	6



AT 8962

Figure 33-11. Electrical cables, switch and related parts (Hot Water Heater Kit).

(1) SMR CODE	(2) FEDERAL STOCK NUMBER	(3) DESCRIPTION		(4) UNIT OF MEAS.	(5) QTY INC IN UNIT	(6) 15-DAY ORGANIZATIONAL MAINTENANCE ALW				(7) ILLUSTRATION	
						(a) 1-5	(b) 6-20	(c) 21-50	(d) 51-100	(a) FIGURE NO.	(b) ITEM NO.
		REFERENCE NUMBER & MFG. CODE	USABLE ON CODE								
		GROUP 3303—CONTINUED									
PO	4730-908-3193	2—CLAMP, HOSE: to attach diverter to steering column, 8712323-1 (19207); for field service use, MS35842-12 (96906)		EA	2	*	*	*	*	33-12	7
MO		1—ELBOW: diverter to nozzle, 10939599 (19207)		EA	1	*	*	*	*	33-12	8



AT 40022

Figure 33-12. Defroster hoses and related parts (Hot Water Heater Kit).

(1) SMR CODE	(2) FEDERAL STOCK NUMBER	(3) DESCRIPTION REFERENCE NUMBER & MFG. CODE USABLE ON CODE	(4) UNIT OF MEAS.	(5) QTY INC IN UNIT	(6) 15-DAY ORGANIZATIONAL MAINTENANCE ALW				(7) ILLUSTRATION	
					(a) 1-5	(b) 6-20	(c) 21-50	(d) 51-100	(a) FIGURE NO.	(b) ITEM NO.
GROUP 3303—CONTINUED										
		Fabricate from:								
PO	4720-786-9232	1—HOSE, DUCT: 2 in. ID 4½ in. lg, 7986298 (19207).	FT	V	*	*	*	*		
PO	4730-908-3194	4—CLAMP, HOSE: heater water hose, MS35842-11 (96906).	EA	4	*	*	*	*	33-13	1
PO	4820-287-4268	2—COCK, DRAIN: heater hose shut off, 7524043 (19207).	EA	2	*	*	*	*	33-13	2
PO	4730-901-8658	2—ADAPTER: pipe, water hose cock, 7536094 (19207).	EA	2	*	*	*	*	33-13	3
PO	4730-901-8657	1—ELBOW, PIPE: water hose cock, 8675948 (19207).	EA	1	*	*	*	*	33-13	4
MO		1—HOSE: heater water, 42 in. lg, 10939563-6 (19207).	EA	1					33-13	5
		Fabricate from:								
PO		1—HOSE, RUBBER: .62 in. ID, 42 in. lg, type 6, grade B, class 2, ZZ-H-428 (81349).	FT	V	*	*	*	*		
PO	5325-802-8390	2—GROMMET: rubber, heater water hoses, MS35490-23 (96906).	EA	2	*	*	*	*	33-13	6
MO		1—HOSE: heater water, 48 in. lg, 10939563-7 (19207).	EA	1					33-13	7
		Fabricate from:								
PO		1—HOSE, RUBBER: .62 in. ID, 48 in. lg, type 6, grade B, class 2, ZZ-H-428 (81349).	FT	V	*	*	*	*		
PO	5305-988-1724	1—SCREW, MACHINE: pan hd, cross-recessed, carb-s, cd-pltd, ¼-20 UNC-2A x ⅝ in. lg, to attach heater hose clamp, MS35206-280 (96906)	EA	1	*	*	*	*	33-13	8
PO	5340-087-4662	1—CLAMP, HOSE: heater water hose, 7763325 (19207)	EA	1	*	*	*	*	33-13	9
PO	5310-533-4507	1—WASHER, LOCK: flat, internal tooth, carb-s, cd-pltd, for ¼ screw size, to attach heater hose clamp, MS35334-19 (96906)	EA	1	*	*	*	*	33-13	10
PO	5310-761-6882	1—NUT, PLAIN, HEXAGON: carb-s, cd-pltd, ¼-20 UNC-2B, to attach heater hose clamp, MS51967-2 (96906)	EA	1	*	*	*	*	33-13	11
PO	5305-988-1723	1—SCREW, MACHINE: pan hd, cross-recessed, carb-s, cd-pltd, ¼-20 UNC-2A x ½ in. lg, to attach heater mounting bracket to dash, MS35206-279 (96906)	EA	1	*	*	*	*	33-14	1
PO	5310-550-1130	4—WASHER, LOCK: flat, internal tooth, carb-s, cd-pltd, for ¼ screw size, to attach heater mounting bracket to dash (1); and diverter to heater (3); MS35333-40 (96906)	EA	4	*	*	*	*	33-14	2
PO	5310-761-6882	1—NUT, PLAIN, HEXAGON: carb-s, cd-pltd, ¼-20 UNC-2B, to attach heater mounting bracket to dash, MS51967-2 (96906)	EA	1	*	*	*	*	33-14	3
PO	5310-809-4058	4—WASHER, FLAT: round, s, cd-pltd, for ¼ screw size, to attach heater intake duct cover, MS27183-10 (96906)	EA	4	*	*	*	*	33-14	4

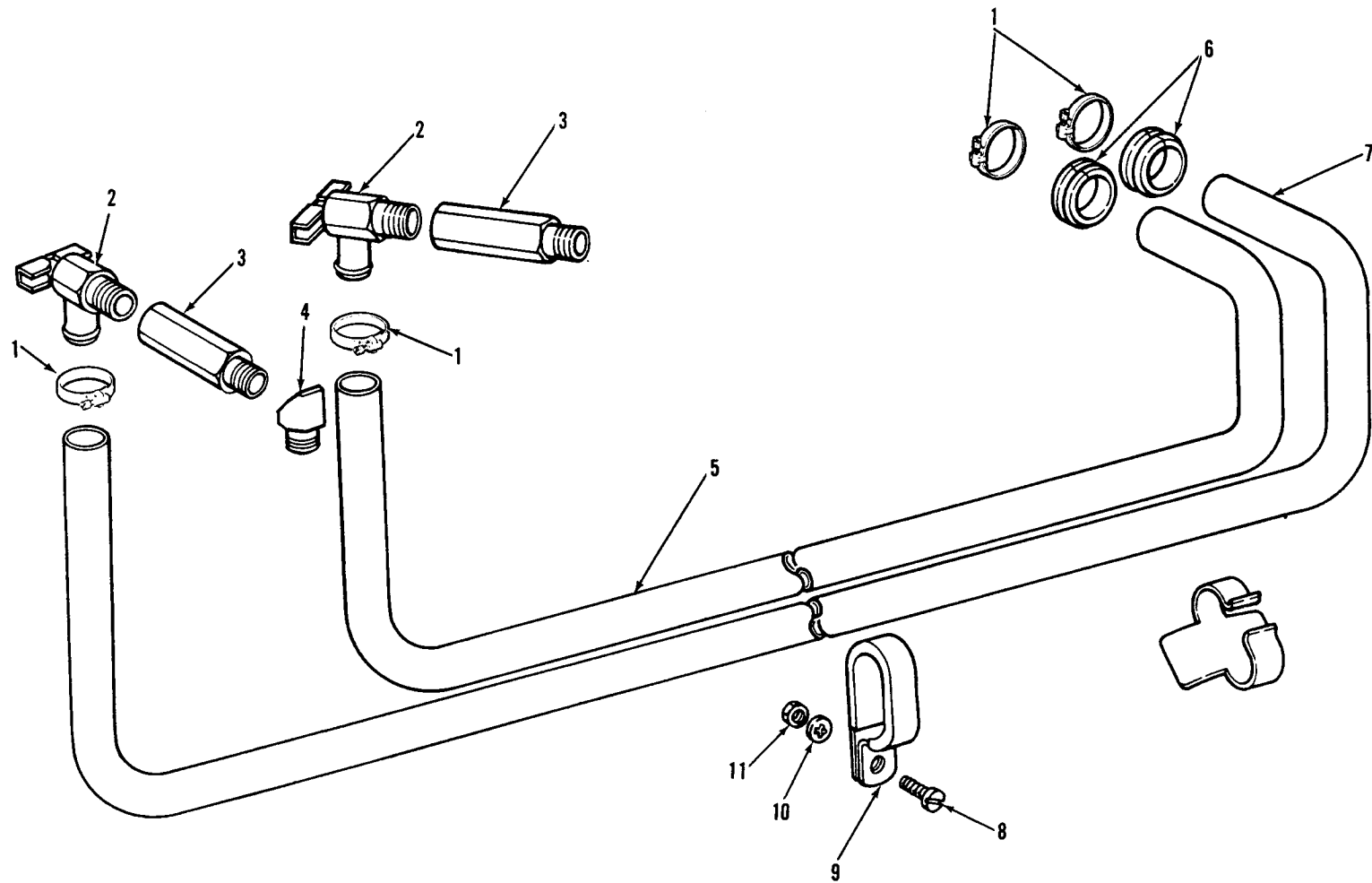
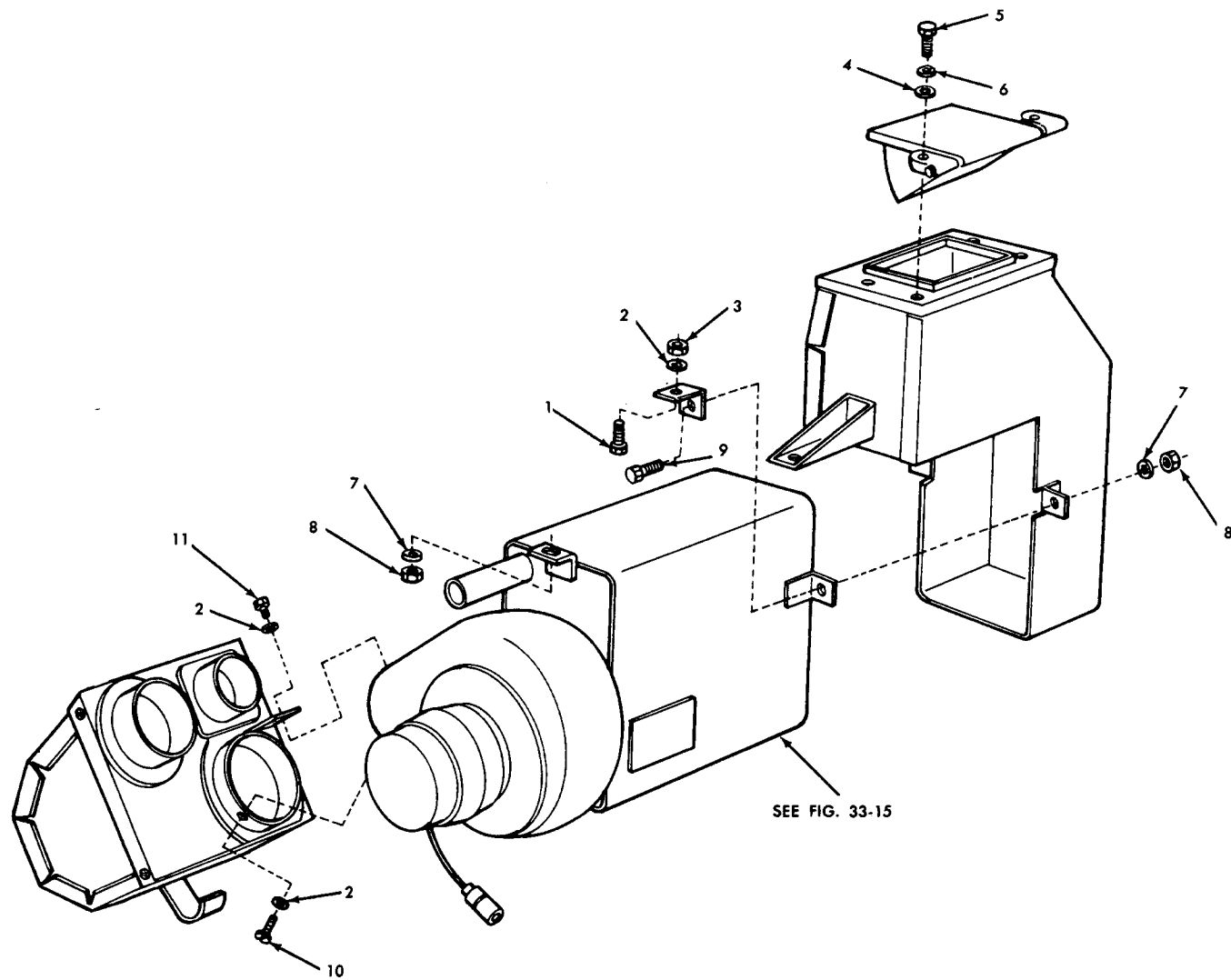


Figure 33-13. Water hoses and related parts (Hot Water Heater Kit).

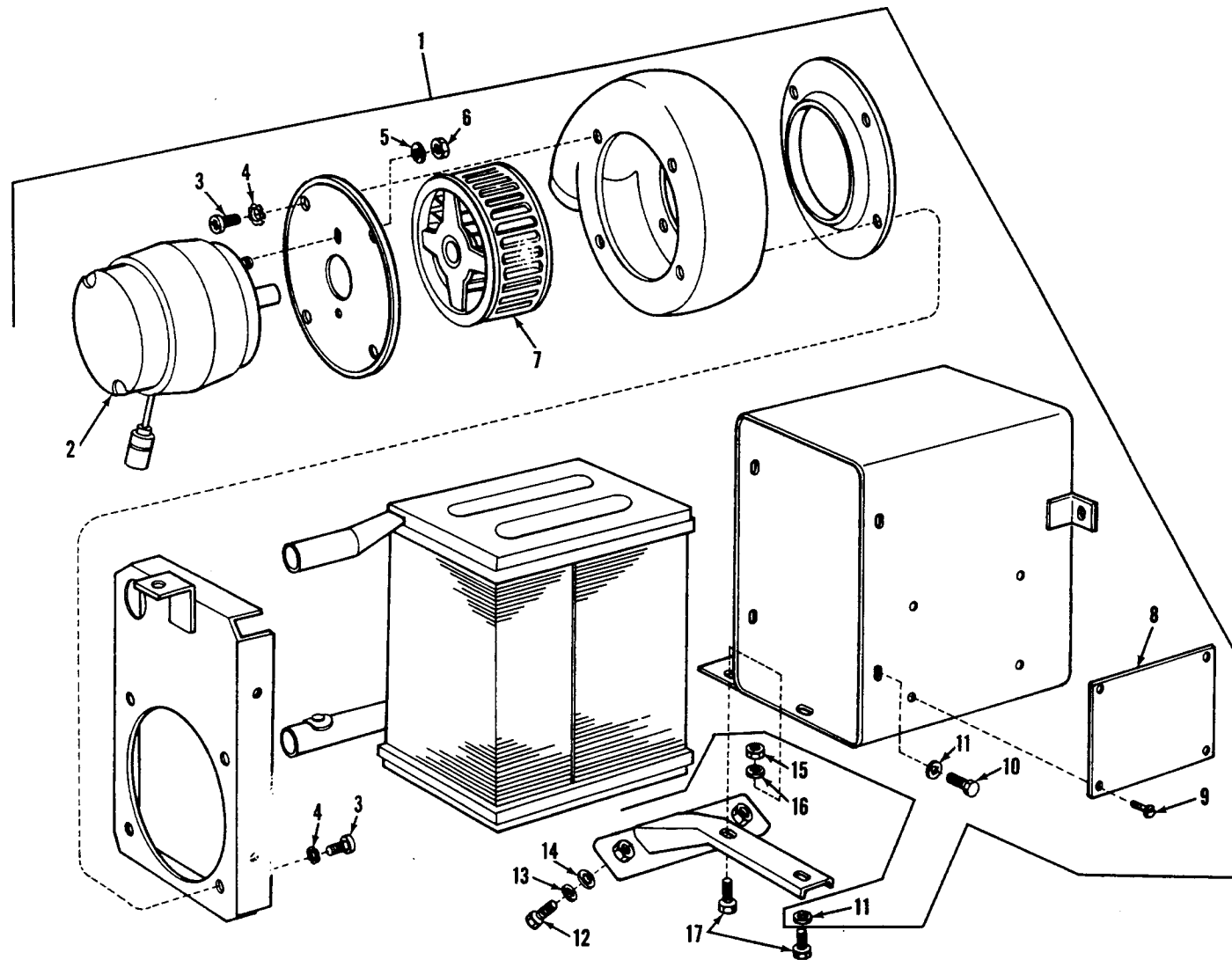
(1) SMR CODE	(2) FEDERAL STOCK NUMBER	(3) DESCRIPTION REFERENCE NUMBER & MFG. CODE USABLE ON CODE	(4) UNIT OF MEAS.	(5) QTY INC IN UNIT	(6) 15-DAY ORGANIZATIONAL MAINTENANCE ALW				(7) ILLUSTRATION		
					(a) 1-5	(b) 6-20	(c) 21-50	(d) 51-100	(a) FIGURE NO.	(b) ITEM NO.	
GROUP 3303—CONTINUED											
PO	5305-068-0502	4—SCREW, CAP, HEXAGON HEAD: carb-s, cd-pltd, 1/4-20 UNC-2A x 3/4 in. lg, to attach heater intake duct cover, MS90725-6 (96906)	EA	4	*	*	*	*	33-14	5	
PO	5310-533-4507	4—WASHER, LOCK: flat, internal tooth, carb-s, cd-pltd, for 1/4 screw size, to attach heater intake duct cover, MS25334-19 (96906)	EA	4	*	*	*	*	33-14	6	
PO	5310-167-0721	3—WASHER, LOCK: flat, internal tooth, carb-s, cd-pltd, for 5/16 screw size, to attach intake duct to heater, MS35333-41 (96906)	EA	3	*	*	*	*	33-14	7	
PO	5310-880-7744	3—NUT, PLAIN, HEXAGON: carb-s, cd-pltd, 5/16-18 UNC-2B, to attach intake duct to heater, MS51967-5 (96906)	EA	3	*	*	*	*	33-14	8	
PO	5305-225-8496	2—SCREW, CAP, HEXAGON HEAD: carb-s, cd-pltd, 5/16-18 UNC-2A x 5/8 in. lg, to attach intake duct to heater, MS90725-31 (96906)	EA	2	*	*	*	*	33-14	9	
PO		2—SCREW, TAPPING: thread forming, pan hd, cross-recessed, corrosion resisting, s, 1/4-14 threads per in. x 3/8 in. lg, to attach diverter to heater, MS24622-54 (96906)	EA	2	*	*	*	*	33-14	10	
PO	5305-068-0498	1—SCREW, CAP, HEXAGON HEAD: carb-s, cd-pltd, 1/4-20 UNC-2A x 3/8 in. lg, to attach diverter to heater, MS90725-1 (96906)	EA	1	*	*	*	*	33-14	11	
POR	2540-869-0424	1—HEATER ASSEMBLY: hot water, 8712418 (19207)	EA	1	*	*	*	*	33-15	1	



AT 40054

Figure 33-14. Heater diverter box and intake duct (Hot Water Heater Kit).

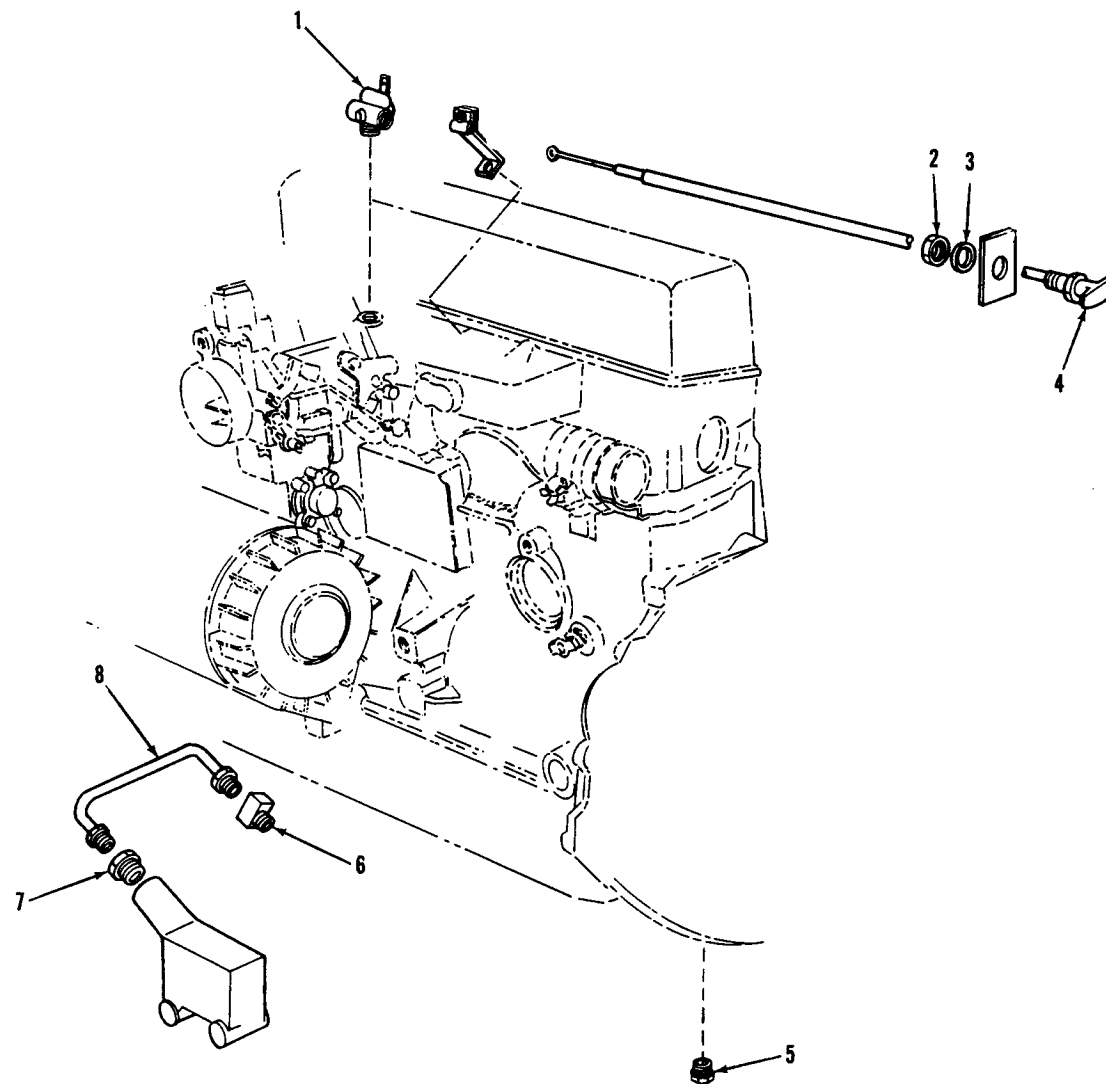
(1) SMR CODE	(2) FEDERAL STOCK NUMBER	(3) DESCRIPTION REFERENCE NUMBER & MFG. CODE USABLE ON CODE	(4) UNIT OF MEAS.	(5) QTY INC IN UNIT	(6) 15-DAY ORGANIZATIONAL MAINTENANCE ALW				(7) ILLUSTRATION	
					(a) 1-5	(b) 6-20	(c) 21-50	(d) 51-100	(a) FIGURE NO.	(b) ITEM NO.
		GROUP 3303—CONTINUED								
		Consisting of:								
PO	6105-512-9225	1—MOTOR ASSEMBLY: hot water heater, 8720660 (19207)	EA	1	*	*	*	*	33-15	2
PO	5305-988-1721	8—SCREW, MACHINE: pan-hd, cross-recessed, carb-s, cd-pltd, ¼-20 UNC-2A x ¾ in. lg, to attach flanges to blower housing, MS35206-277 (96906)	EA	8	*	*	*	*	33-15	3
PO	5310-209-0786	8—WASHER, LOCK: flat, external tooth, carb-s, cd-pltd, for ¼ screw size, to attach flanges to blower housing, MS35335-33 (96906)	EA	8	*	*	*	*	33-15	4
PO	5310-559-0070	2—WASHER, LOCK: flat, internal tooth, carb-s, cd-pltd, for no. 8 screw size, MS35333-38 (96906)	EA	2	*	*	*	*	33-15	5
PO	5310-934-9757	2—NUT, PLAIN, HEXAGON: carb-s, cd-pltd, no. 8-32 UNC-2B, to attach blower motor to flange, MS35649-282 (96906)	EA	2	*	*	*	*	33-15	6
PO	2540-318-0159	1—IMPELLER ASSEMBLY: blower, 8719880 (19207)	EA	1	*	*	*	*	33-15	7
PO	2590-626-0013	1—PLATE: 8711121 (19207)	EA	1	*	*	*	*	33-15	8
PO	5305-058-2099	4—SCREW, TAPPING: thread forming, pan-hd, cross-recessed, corrosion resisting s, no. 4-24 threads per in. x ¼ in. lg, to attach plate to heater jacket, MS24622-8 (96906)	EA	4	*	*	*	*	33-15	9
PO	5305-225-8494	4—SCREW, CAP, HEXAGON HEAD: carb-s, cd-pltd, 5 / 16-18 UNC-2A x ½ in. lg, to attach heater core retainer, MS90725-29 (96906)	EA	4	*	*	*	*	33-15	10
PO	5310-167-0721	5—WASHER, LOCK: flat, internal tooth, carb-s, cd-pltd, for 5 / 16 screw size, to attach heater core retainer, MS35333-41 (96906)	EA	5	*	*	*	*	33-15	11
PO	5305-068-0501	2—SCREW, CAP, HEXAGON HEAD: carb-s, cd-pltd, ¼-20 UNC-2A x ⅝ in. lg, to attach heater mounting bracket to toeboard, MS90725-5 (96906)	EA	2	*	*	*	*	33-15	12
PO	5310-533-4507	2—WASHER, LOCK: flat, internal tooth, carb-s, cd-pltd, for ¼ screw size, to attach heater mounting bracket to toeboard, MS35334-19 (96906)	EA	2	*	*	*	*	33-15	13
PO	5310-809-4058	2—WASHER, FLAT: round, s, cd-pltd, for ¼ screw size, to attach heater mounting bracket to toeboard, MS27183-10 (96906)	EA	2	*	*	*	*	33-15	14
PO	5310-880-7744	1—NUT, PLAIN, HEXAGON: carb-s, cd-pltd, 5 / 16-18 UNC-2B, to attach heater assy. to mounting bracket, MS51967-5 (96906)	EA	1	*	*	*	*	33-15	15
PO	5310-167-0721	1—WASHER, LOCK: flat, internal tooth, carb-s, cd-pltd, for 5 / 16 screw size, to attach heater assembly to mounting bracket, MS35333-41 (96906)	EA	1	*	*	*	*	33-15	16
PO	5305-225-8496	2—SCREW, CAP, HEXAGON HEAD: carb-s, cd-pltd, 5 / 16-18 UNC-2A x ⅝ in. lg, to attach heater assy. to mounting bracket, MS90725-31 (96906)	EA	2	*	*	*	*	33-15	17



AT 40024

Figure 33-15. Heater assembly (Hot Water Heater Kit).

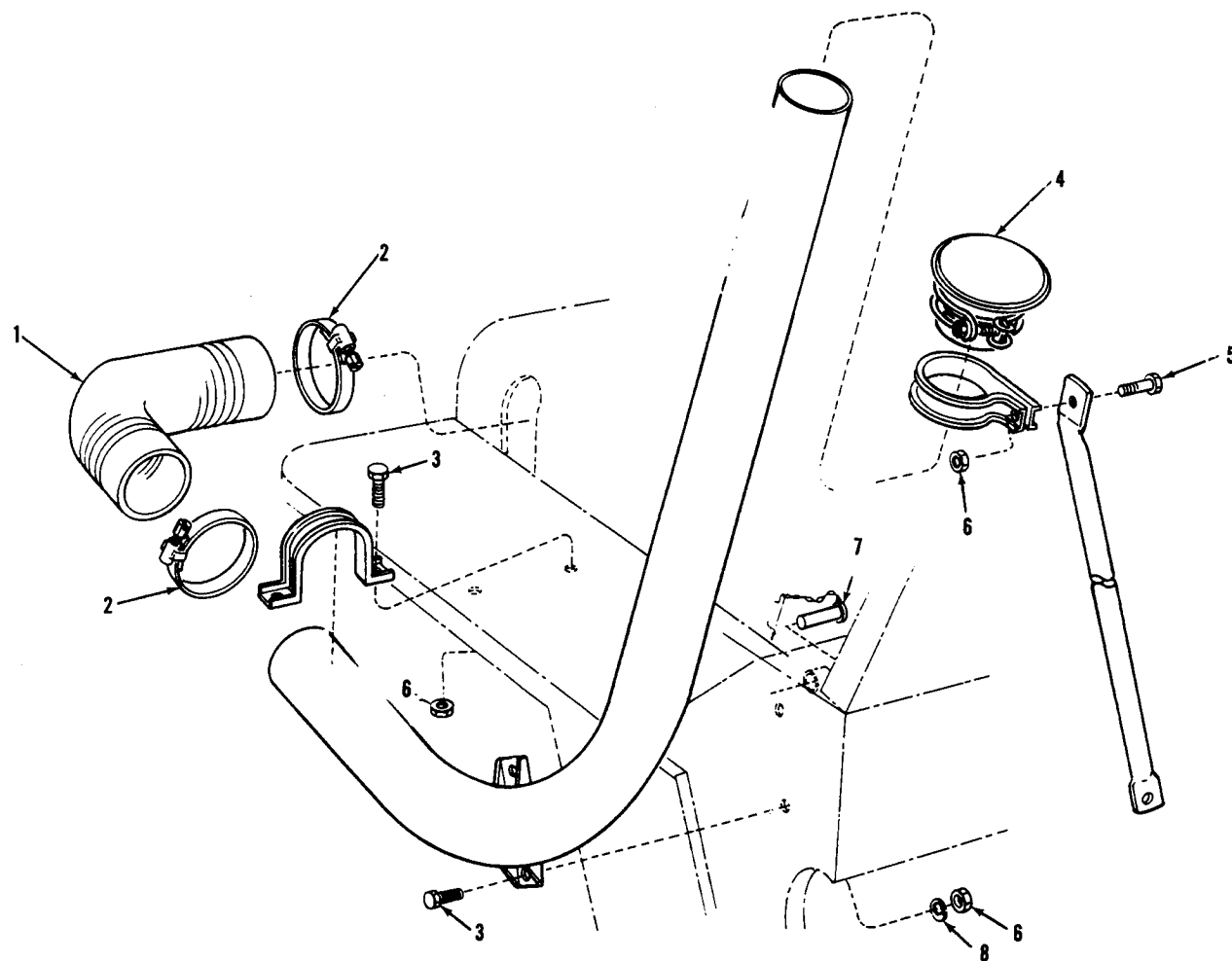
(1) SMR CODE	(2) FEDERAL STOCK NUMBER	(3) DESCRIPTION		(4) UNIT OF MEAS.	(5) QTY INC IN UNIT	(6) 15-DAY ORGANIZATIONAL MAINTENANCE ALW				(7) ILLUSTRATION	
						REFERENCE NUMBER & MFG. CODE	USABLE ON CODE	(a)	(b)	(c)	(d)
		1-5	6-20					21-50	51-100	FIGURE NO.	ITEM NO.
		GROUP 3305—DEEP WATER FORDING KIT									
PO	2540-786-0198	1—VALVE ASSEMBLY: manifold, 7535978 (19207).	G	EA	1	*	*	*	*	33-16	1
PO	5310-975-2075	1—NUT, PLAIN, HEXAGON: carb-s, cd-pltd, 3/8-24 UNF-2B, to attach control assembly, MS35691-21 (96906).	G	EA	1	*	*	*	*	33-16	2
PO	5310-637-9541	1—WASHER, LOCK: split, carb-s cd-pltd, for 3/8 screw size, to attach control assembly, MS35338-46 (96906).	G	EA	1	*	*	*	*	33-16	3
PO	2590-786-0197	1—CONTROL ASSEMBLY: push-pull, 7536127 (19207).	G	EA	1	*	*	*	*	33-16	4
PO	4730-202-9170	1—PLUG: pipe, sq hd, s, galvanized 1/8 in., flywheel cover drain hole, 444571 (21450).	G	EA	1	*	*	*	*	33-16	5
PO	4730-816-5810	1—CROSS, PIPE TO TUBE: master cylinder vent, 7536114 (19207).	G	EA	1	*	*	*	*	33-16	6
PO	2540-939-7109	1—PLUG: master cylinder vent, 10950854 (19207).	G	EA	1	*	*	*	*	33-16	7
MFO		1—TUBE ASSEMBLY: 7536130 (19207)	G	EA	1	*	*	*	*	33-16	8



AT 40034

Figure 33-16. Control Assembly and miscellaneous fittings (Deep Water Fording Kit)
(M151, M151A1, M151A2, M718 and M718A1).

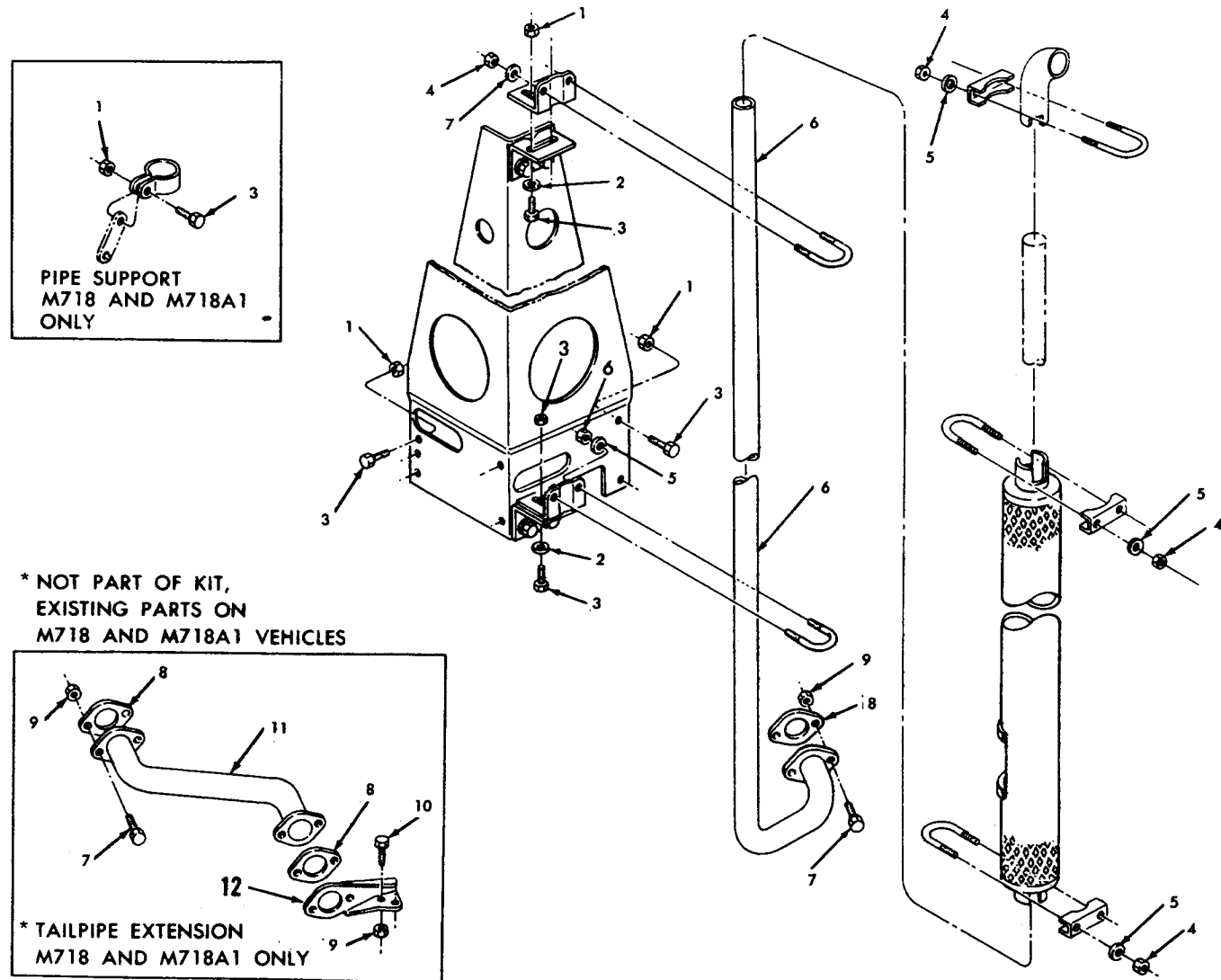
(1) SMR CODE	(2) FEDERAL STOCK NUMBER	(3) DESCRIPTION REFERENCE NUMBER & MFG. CODE USABLE ON CODE	(4) UNIT OF MEAS.	(5) QTY INC IN UNIT	(6) 15-DAY ORGANIZATIONAL MAINTENANCE ALW				(7) ILLUSTRATION		
					(a) 1-5	(b) 6-20	(c) 21-50	(d) 51-100	(a) FIGURE NO.	(b) ITEM NO.	
		GROUP 3305—CONTINUED									
PO	2540-786-0196	1—HOSE, AIR DUCT: air cleaner vent, 10884934 (19207) G	EA	1	*	*	*	*	33-17	1	
PO	4730-908-6292	2—CLAMP: air cleaner vent hose, 10950978-19 (19207) for field service use, MS35842-14 (96906) G	EA	2	*	*	*	*	33-17	2	
PO	5306-225-8497	4—SCREW, CAP, HEXAGON HEAD: carb-s, cd-pltd, 5 / 16 UNC-2A x 3/4 in. lg. to attach air cleaner vent tube and bracket, MS90725-32 (96906) G	EA	4	*	*	*	*	33-17	3	
PO	2940-150-7518	1—CAP ASSEMBLY: air cleaner, (not part kit—use existing cap assembly from air cleaner group 0304) 11598930 (19207) G	EA	1	*	*	*	*	33-17	4	
PO	5306-225-9081	1—SCREW, CAP, HEXAGON HEAD: carb-s, cd-pltd, 5 / 16-18 UNC-2A x 1 1/4 in. lg. to attach air cleaner vent tube clamp to support, MS90725-36 (96906) G	EA	1	*	*	*	*	33-17	5	
PO	5310-176-6611	5—NUT, SELF-LOCKING, FLANGED: carb-s, cd-pltd, 5 / 16-18 UNC, to attach air cleaner vent tube, bracket and clamp, MS51988-5 (96906) G	EA	5	*	*	*	*	33-17	6	
PO	2540-939-7110	1—PIN ASSEMBLY: clevis, 10936812 (19207) G	EA	1	*	*	*	*	33-17	7	
PO	5310-081-4219	2—WASHER, FLAT: round, s, cd-pltd, for 5 / 16 screw size, to attach air cleaner vent tube, MS27183-12 (96906) G	EA	2	*	*	*	*	33-17	8	
PO	5310-176-6611	13—NUT, SELF-LOCKING: flanged, carb-s, cd-pltd, 5 / 16-18 UNC, (12) for M151, M151A1 and M151A2; (1) for M718 and M718A1; MS51988-5 (96906) G	EA	13	*	*	*	*	33-18	1	
PO	5310-809-3078	4—WASHER, FLAT: round, s, cd-pltd, for 5 / 16 screw size, to attach vertical exhaust clamps, MS27183-11 (96906) E	EA	4	*	*	*	*	33-18	2	
PO	5306-225-8497	13—SCREW, CAP, HEXAGON HEAD: carb-s, cd-pltd, 5 / 16-18 UNC-2A x 3/4 in. lg, (12) for M151, M151A1 and M151A2; (1) for M718 and M718A1; MS90725-32 (96906) G	EA	13	*	*	*	*	33-18	3	
PO	5310-761-6882	10—NUT, PLAIN, HEXAGON: carb-s, cd-pltd, 1/4-20 UNC-2B, (10) for M151, M151A1 and M151A2; (6) for M718 and M718A1; MS51967-2 (96906) G	EA	10	*	*	*	*	33-18	4	
PO	5310-209-0786	10—WASHER, LOCK: flat, external tooth, carb-s, cd-pltd, for 1/4 screw size, (10) for M151, M151A1 and M151A2; (6) for M718 and M718A1; MS35335-33 (96906) G	EA	10	*	*	*	*	33-18	5	
PO	2990-717-6432	1—PIPE ASSEMBLY: exhaust, 7536117 (19207) G	EA	1	*	*	*	*	33-18	6	



AT. 40039

Figure 33-17. Air intake tube and related parts (Deep Water Fording Kit)
(M151, M151A1, M151A2, M718 and M718A1).

(1) SMR CODE	(2) FEDERAL STOCK NUMBER	(3) DESCRIPTION REFERENCE NUMBER & MFG. CODE USABLE ON CODE	(4) UNIT OF MEAS.	(5) QTY INC IN UNIT	(6) 15-DAY ORGANIZATIONAL MAINTENANCE ALW				(7) ILLUSTRATION	
					(a)	(b)	(c)	(d)	(a)	(b)
					1-5	6-20	21-50	51-100	FIGURE NO.	ITEM NO.
		GROUP 3305—CONTINUED								
PO	5305-269-2802	2—SCREW, CAP, HEXAGON HEAD: carb-s, cd-pltd, G 3/8-24 UNF-2A x 1 in. lg, (2) for M151, M151A1 and M151A2; (4) for M718 and M718A1; (kit includes (2) the other (2) exist on M718 and M718A1 vehicles)—see group 0401—MS90726-59 (96906)	EA	2	*	*	*	*	33-18	7
PO	2990-678-3239	1—GASKET: exhaust pipe, (1) for M151, G M151A1 and M151A2; (3) for M718 and M718A1; (kit includes (1) the other (2) exist on M718 and M718A1 vehicles—see group 0401) 7331368 (19207)	EA	1	*	*	*	*	33-18	8
PO	5310-959-1488	2—NUT, SELF-LOCKING, HEXAGON: carb-s, cd-pltd, G 3/8-24 UNF-2B (2) for M151, M151A1 and M151A2; (6) for M718 and M718A1; (kit includes (2) the other (4) exist on M718 and M718A1 vehicles—see group 0401) MS51922-21 (96906)	EA	2	*	*	*	*	33-18	9
PO	5305-269-2805	2—SCREW, CAP, HEXAGON HEAD: carb-s, cd-pltd, C 3/8-24 UNF-2A x 1 1/4 in. lg, (not part of kit, existing part of M718 and M718A1 vehicles—see group 0401) MS90726-62 (96906)	EA	2	*	*	*	*	33-18	10
PO	2990-945-9155	1—PIPE ASSEMBLY: exhaust extension, (not part C of kit, existing part of M718 and M718A1 vehicles—see group 0401) 11598880 (19207)	EA	1	*	*	*	*	33-18	11
PO		1—SEALING COMPOUND: MIL-S-12158, type II	QT	V	*	*	*	*		
X20		1—SUPPORT: tail pipe, extension, C (not part of kit, existing part of M718 and M718A1 vehicles—see group 0401) 11639705 (19207).	EA	1	*	*	*	*	33-18	12

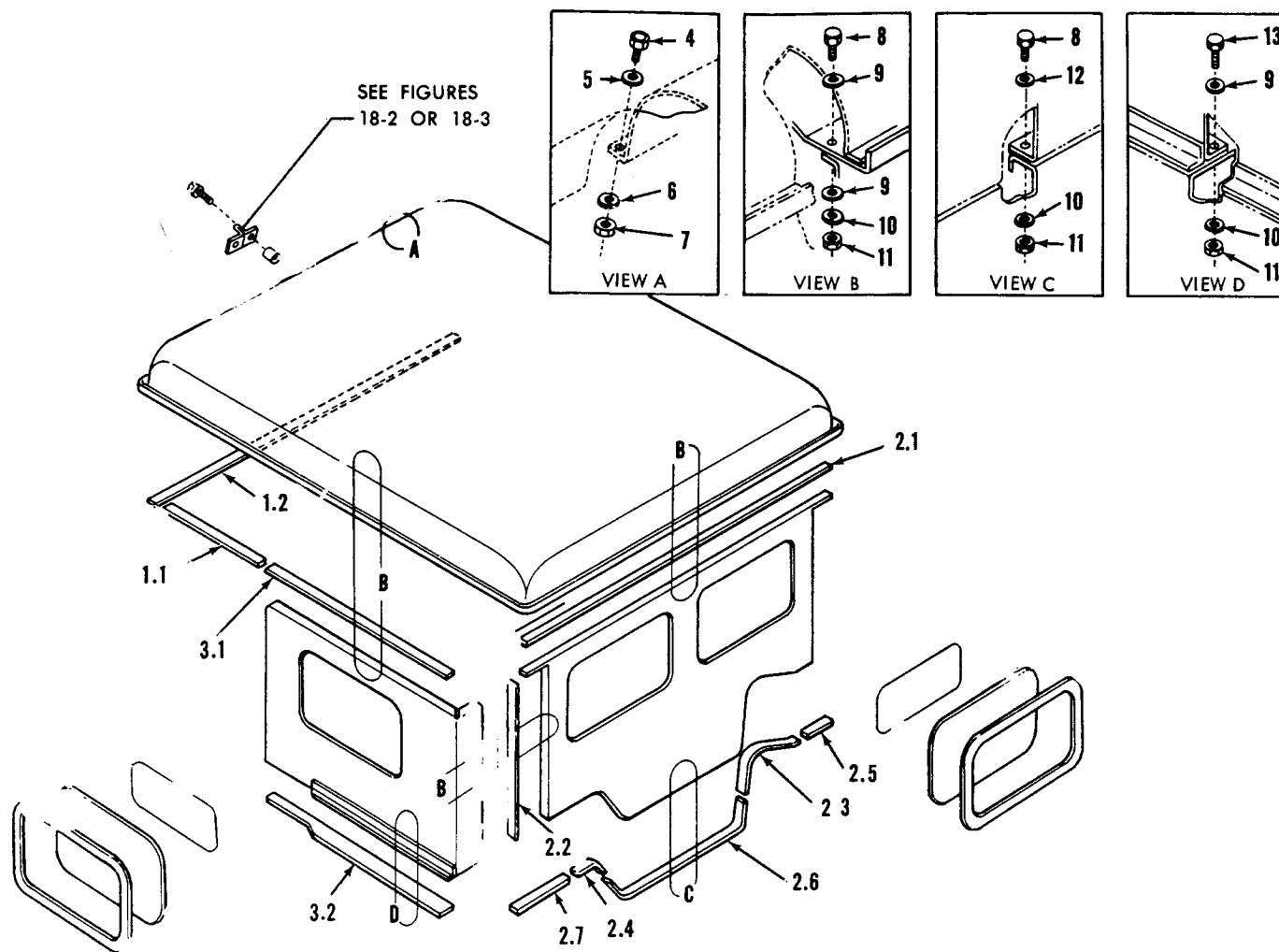


AT 40044

Figure 33-18. Exhaust pipe extension and related parts (Deep Water Fording Kit)
(M151, M151A1, M151A2, M718 and M718A1).

(1) SMR CODE	(2) FEDERAL STOCK NUMBER	(3) DESCRIPTION REFERENCE NUMBER & MFG. CODE	USABLE ON CODE	(4) UNIT OF MEAS.	(5) QTY INC IN UNIT	(6) 15-DAY ORGANIZATIONAL MAINTENANCE ALW				(7) ILLUSTRATION	
						(a) 1-5	(b) 6-20	(c) 21-50	(d) 51-100	(a) FIGURE NO.	(b) ITEM NO.
						GROUP 3307—SPECIAL PURPOSE KITS					
PO	9320-783-7219	RUBBER: weatherstrip special shaped section roof to door, 7345301 (19207) Used to fabricate:	E	FT	V	*	*	*	*		
MFO		2—WEATHERSTRIP: approx. 37.22 in. lg, 10885003 (19207)	E	EA	2					33-19	1.1
PO	9320-752-9832	RUBBER, WEATHERSTRIP: solid, flat, roof, to windshield, 7345298 (19207) Used to fabricate:	E	FT	V	*	*	*	*		
MFO		1—WEATHERSTRIP: approx. 64 in. lg, 10885014 (19207)	E	EA	1					33-19	1.2
PO	9320-810-0999	RUBBER: weatherstrip, solid, flat, 7345300 (19207) Used to fabricate:	E	FT	V	*	*	*	*		
MFO		1—WEATHERSTRIP: roof to rear panel, approx. 57.22 in. lg, 10995011 (19207)	E	EA	1					33-19	2.1
MFO		2—WEATHERSTRIP: rear panel to side panel, approx. 26.77 in. lg, 10885009 (19207)	E	EA	1					33-19	2.2
MFO		1—WEATHERSTRIP: rear panel lower right inner, approx. 17.12 in. lg, 10885008 (19207)	E	EA	1					33-19	2.3
PO	9320-810-0999	1—WEATHERSTRIP: rear lower left inner, approx. 6.80 in. lg, 7345300 (19207)	E	FT	1	*	*	*	*	33-19	2.4
PO	9320-810-1001	RUBBER: weatherstrip, solid, flat, 7345299 (19207) Used to fabricate:	E	FT	V	*	*	*	*		
MFO		1—WEATHERSTRIP: rear panel lower right outer, 10885012 (19207)	E	EA	1					33-19	2.5
PO	9320-810-1001	1—WEATHERSTRIP: rubber, rear panel lower center, approx. 33.75 in. lg, 7345299 (19207)	E	FT	3	*	*	*	*	33-19	2.6
PO	9320-810-1001	1—WEATHERSTRIP: rubber, rear panel, lower left outer, approx. 8 in. lg, 7345299 (19207)	E	FT	1	*	*	*	*	33-19	2.7
PO	9320-810-0999	RUBBER: weatherstrip, solid, flat, 7345300 (19207) Used to fabricate:	E	FT	V	*	*	*	*		
MFO		2—WEATHERSTRIP: side panel (R and L) to roof, approx. 35.30 in. lg, 10885010 (19207)	E	EA	2					33-19	3.1
PO	2510-780-1973	2—WEATHERSTRIP: rubber, side panel (R and L) to body, 7345316 (19207)	E	EA	2	*	*	*	*	33-19	3.2
PO	5305-068-0501	4—SCREW: roof to windshield, MS90725-5 (96906)	E	EA	4	*	*	*	*	33-19	4
PO	5310-809-4058	4—WASHER, FLAT: roof to windshield, MS27183-10 (96906)	E	EA	4	*	*	*	*	33-19	5
PO	5310-582-5965	4—WASHER, LOCK: roof to windshield, MS35338-44 (96906)	E	EA	4	*	*	*	*	33-19	6
PO	5310-761-6882	4—NUT: roof to windshield, MS51967-2 (96906)	E	EA	4	*	*	*	*	33-19	7
PO	5306-225-8497	20—SCREW: roof to rear and side panels (16) and rear panel to body (4), MS90725-32 (96906)	E	EA	20	*	*	*	*	33-19	8
PO	5310-081-4219	42—WASHER, FLAT: roof to rear and side panels (32) and side panels to body (10), MS27183-12 (96906)	E	EA	42	*	*	*	*	33-19	9

(1) SMR CODE	(2) FEDERAL STOCK NUMBER	(3) DESCRIPTION		(4) UNIT OF MEAS.	(5) QTY INC IN UNIT	(6) 15-DAY ORGANIZATIONAL MAINTENANCE ALW				(7) ILLUSTRATION	
						REFERENCE NUMBER & MFG. CODE	USABLE ON CODE	(a)	(b)	(c)	(d)
		1-5	6-20					21-50	51-100	FIGURE NO.	ITEM NO.
		GROUP 3307—CONTINUED									
PO	5310-407-9566	30—WASHER, LOCK: roof to rear and side panels (16), rear panel to body (4), side panels to body (10), MS35338-45 (96906)	E	EA	30	*	*	*	*	33-19	10
PO	5310-880-7744	30—NUT: roof to rear and side panels (16), rear panel to body (4), side panels to body (10), MS51967-5 (96906)	E	EA	30	*	*	*	*	33-19	11
PO		4—WASHER: rear panel to body, 7535871 (19207)	E	EA	4	*	*	*	*	33-19	12
PO	5306-225-8499	10—SCREW: side panels to body, MS90725-34 (96906)	E	EA	10	*	*	*	*	33-19	13
PO	2510-177-7777	1—DOOR AND GLASS ASSEMBLY: left, 7345391 (19207)	E	EA	1	*	*	*	*	33-20	1
PO		1—DOOR AND GLASS ASSEMBLY: right, 7345392 (19207)	E	EA	1	*	*	*	*	33-20	1
		Consisting of:									
PO	9320-783-7219	RUBBER: weatherstrip, special shaped section, 7345301-1 (19207)	E	FT	V	*	*	*	*		



AT 40040

Figure 33-19. Top, rear and rear side panels (hardtop kit) (M151, M151A1 and M151A2).

(1) SMR CODE	(2) FEDERAL STOCK NUMBER	(3) DESCRIPTION REFERENCE NUMBER & MFG. CODE USABLE ON CODE	(4) UNIT OF MEAS.	(5) QTY INC IN UNIT	(6) 15-DAY ORGANIZATIONAL MAINTENANCE ALW				(7) ILLUSTRATION		
					(a)	(b)	(c)	(d)	(a)	(b)	
					1-5	6-20	21-50	51-100	FIGURE NO.	ITEM NO.	
		GROUP 3307—CONTINUED									
MFO		Used to fabricate:									
		2—WEATHERSTRIP: door, upper front R and L, approx. 8.50 in. lg, 7345301-1 (19207)	E	EA	2				33-20	2	
MFO		2—WEATHERSTRIP: door, rear, R and L, approx. 27 in. lg, 10885004 (19207)	E	EA	2				33-20	3	
PO	9320-783-8181	RUBBER: weatherstrip, special shaped section, 7535885 (19207)	E	FT	V	*	*	*	*		
MFO		Used to fabricate:									
		1—WEATHERSTRIP: LH door, lower rear, approx. 25 in. lg, 10885005 (19207)	E	EA	1				33-20	4	
MFO		1—WEATHERSTRIP: LH door, front, approx. 51 in. lg, 10885006 (19207)	E	EA	1				33-20	5	
MFO		1—WEATHERSTRIP: RH door, front and bottom, approx. 85 in. lg, (not illustrated) 10885007 (19207)	E	EA	1						
PO	2510-832-6045	1—SEAL: gas filler neck LH door only, 10939547 (19207)	E	EA	1	*	*	*	*	33-20	6
PO	5305-984-6209	6—SCREW, MACHINE: pan-hd, cross-recessed, carb-s, cd-pltd, no. 10-24 UNC-2A x 7 / 16, gas filler neck seal, MS35206- 262 (96906)	E	EA	6	*	*	*	*	33-20	7
PO	5310-596-7686	6—WASHER, LOCK: split, med, carb-s, cd-pltd, for no. 10 screw size, gas filler neck seal, MS35338-43 (96906)	E	EA	6	*	*	*	*	33-20	8
PO	5410-492-6079	6—NUT, PLAIN PLATE: gas filler neck seal, MS51941-5 (96906)	E	EA	6	*	*	*	*	33-20	9
PO		1—SEAL: LH door only, 10950839 (19207)	E	EA	1	*	*	*	*	33-20	10
PO	5305-959-8425	4—SCREW: tapping, pan-hd, slotted, carb-s, cd-pltd, ¼-20 ½ in. lg, to attach pillars, MS24649-56 (96906)	E	EA	4	*	*	*	*	33-20	11
PO	5310-582-5965	20—WASHER, LOCK: split, med, carb-s, cd-pltd, for ¼ screw size, to attach pillars, MS35338-44 (96906)	E	EA	20	*	*	*	*	33-20	12
PO	5310-809-4058	20—WASHER, FLAT: round, steel, cd-pltd, to attach pillars, MS27183-10 (96906)	E	EA	20	*	*	*	*	33-20	13
PO	5306-225-8497	20—SCREW: cap, hexagon hd, 5 / 16-18 UNC-2A, carb-s, cd-pltd, E ¾ in. lg, door anchor to pillar (4), pillar to body (8), door hinge to body (4), MS90725-32 (96906)	E	EA	20	*	*	*	*	33-20	14
PO	5310-081-4219	12—WASHER: flat, steel, cd-pltd, door anchor to pillar (4),, pillar to body (8), MS27183-12 (96906)	E	EA	12	*	*	*	*	33-20	15
PO	5310-407-9566	16—WASHER, LOCK: split, med, carb-s, cd-pltd, door hinge to body (8), pillar to body (8), MS35338-45 (96906)	E	EA	16	*	*	*	*	33-20	16
PO	5310-880-7744	8—NUT: plain, hexagon, carb-s, cd-pltd, pillar to body, MS51967-5 (96906)	E	EA	8	*	*	*	*	33-20	17
PO	5310-984-3806	4—NUT: self-locking, hexagon, anchor to pillar, MS51922-9 (96906)	E	EA	4	*	*	*	*	33-20	18

(1) SMR CODE	(2) FEDERAL STOCK NUMBER	(3) DESCRIPTION		(4) UNIT OF MEAS.	(5) QTY INC IN UNIT	(6) 15-DAY ORGANIZATIONAL MAINTENANCE ALW				(7) ILLUSTRATION	
						REFERENCE NUMBER & MFG. CODE	USABLE ON CODE	(a)	(b)	(c)	(d)
		1-5	6-20					21-50	51-100	FIGURE NO.	ITEM NO.
		GROUP 3307—CONTINUED									
PO	5305-988-1724	16—SCREW: machine, pan-hd, cross-recessed, carb-s, cd-pltd, to attach pillar to body, MS35206-280 (96906)	E	EA	16	*	*	*	*	33-20	19
PO	5310-761-6882	16—NUT: plain, hexagon, carb-s, cd-pltd, to attach pillar to body MS51967-2 (96906)	E	EA	16	*	*	*	*	33-20	20
PO	5340-543-3560	2—STRAP, WEBBING: door anchor (cotton) 10950838 (19207)	E	EA	2	*	*	*	*	33-20	21
PO	5305-990-6444	7—SCREW: machine, to attach top door window frame, R and L, to door, MS35207-261 (96906)	E	EA	7	*	*	*	*	33-20	22
PO	5310-596-7691	7—WASHER, LOCK: to attach top door window frame, R and L, to door, MS35335-32 (96906)	E	EA	7	*	*	*	*	33-20	23
PO	5310-934-9751	7—NUT: plain, hexagon, to attach top door window frame, R and L, to door, MS35650-302 (96906)	E	EA	7	*	*	*	*	33-20	24

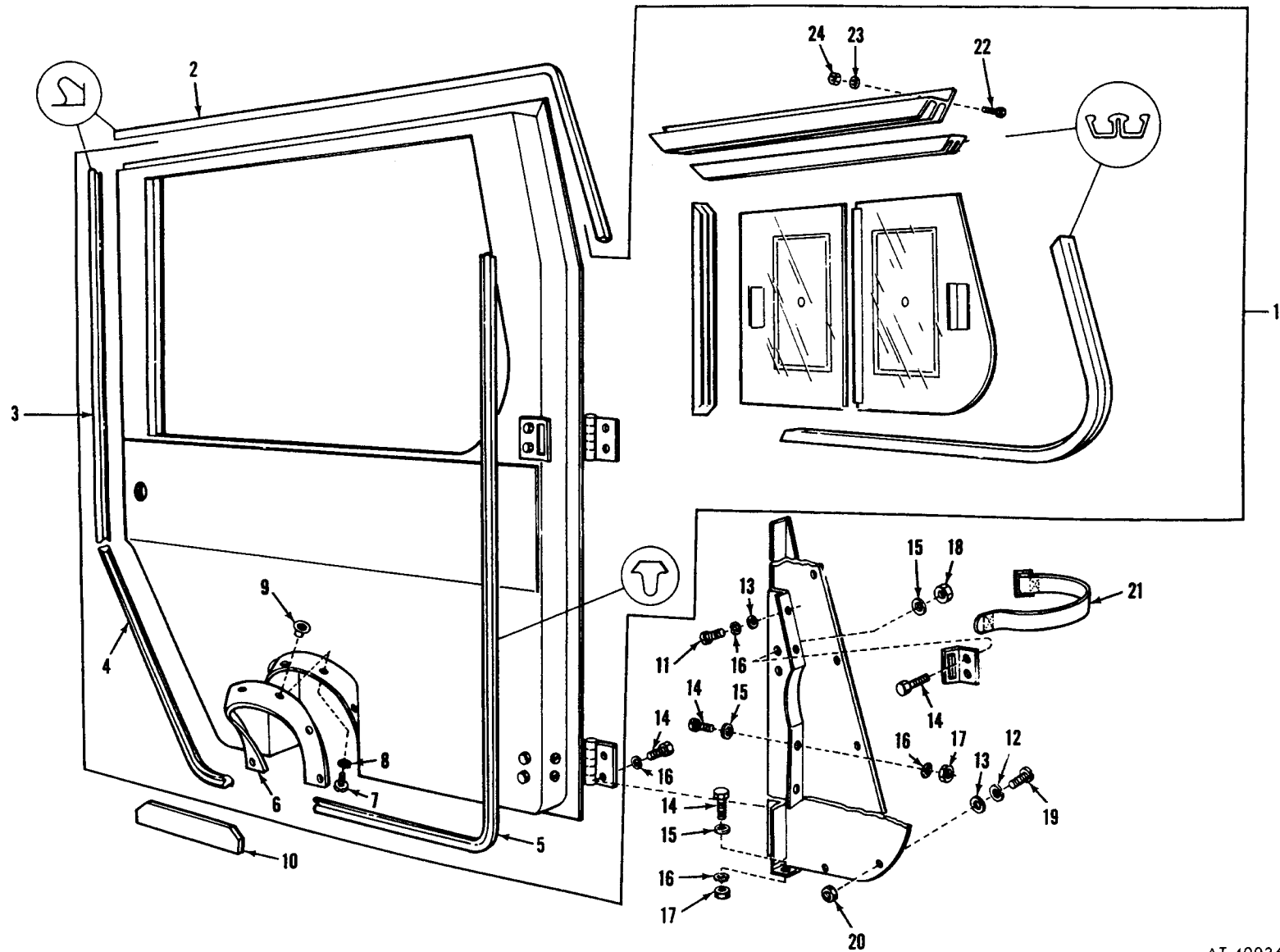
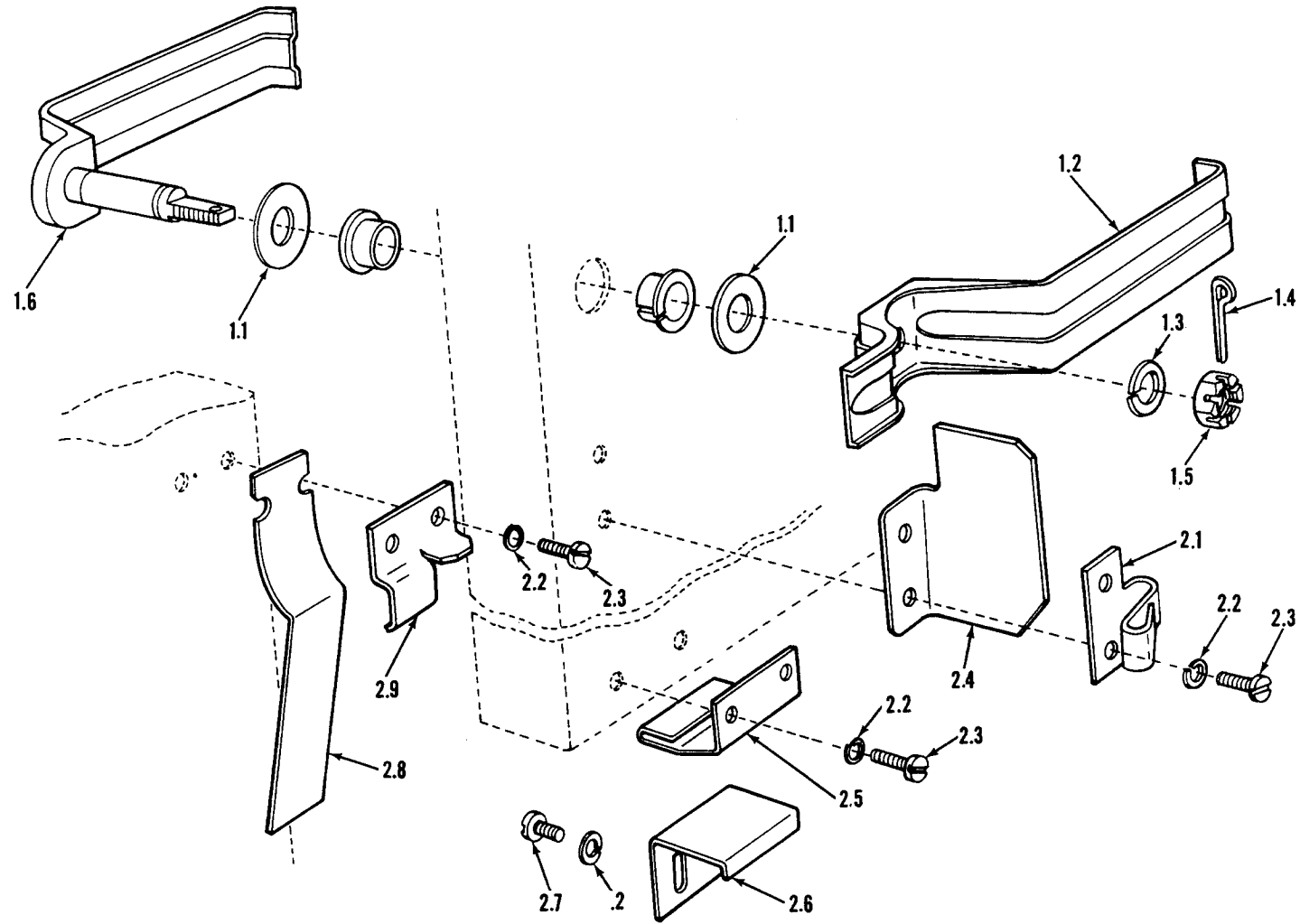


Figure 33-20. Door assembly and shroud. (Hardtop kit)
(M151, M151A1 and M151A2).

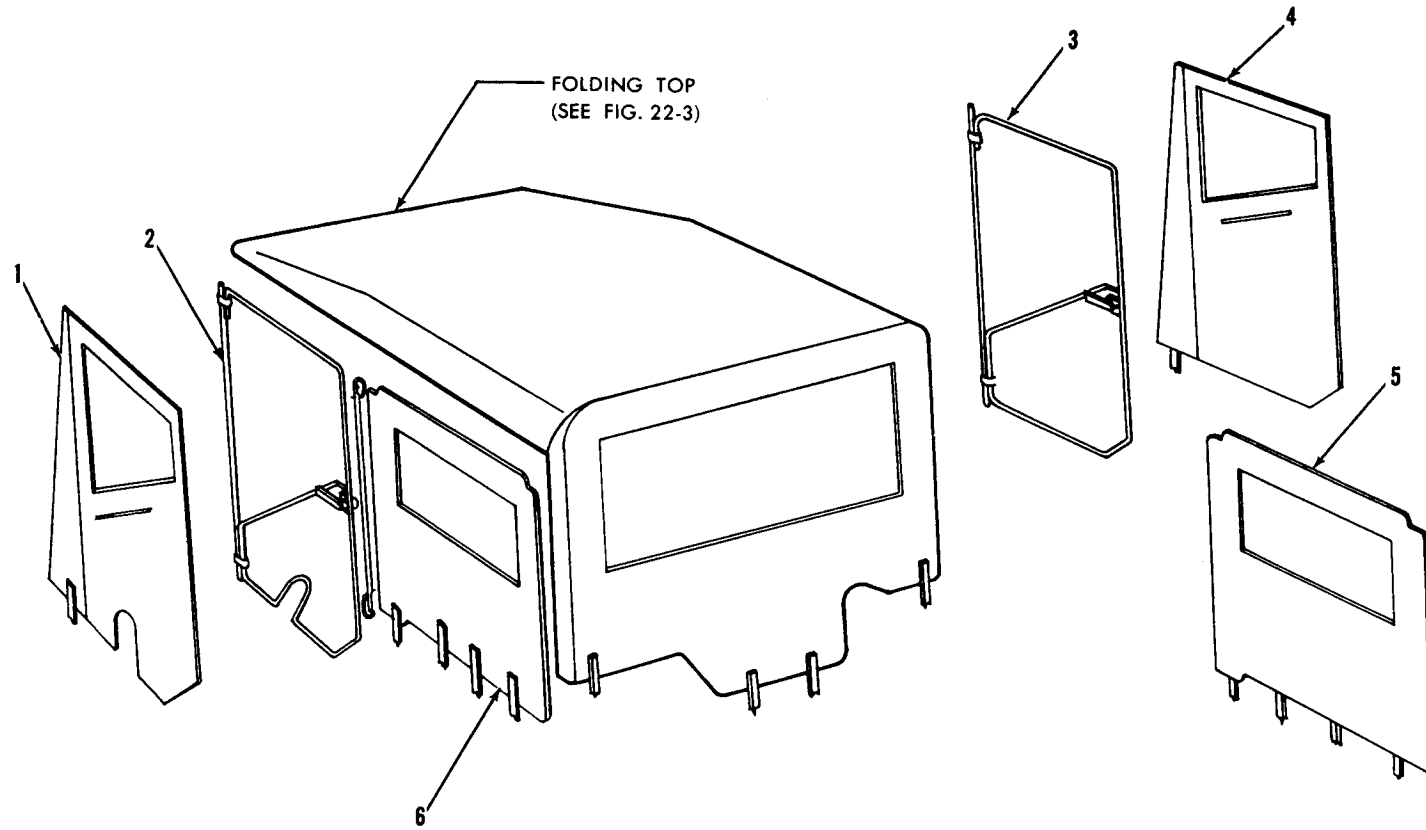
(1) SMR CODE	(2) FEDERAL STOCK NUMBER	(3) DESCRIPTION		(4) UNIT OF MEAS.	(5) QTY INC IN UNIT	(6) 15-DAY ORGANIZATIONAL MAINTENANCE ALW				(7) ILLUSTRATION	
		REFERENCE NUMBER & MFG. CODE	USABLE ON CODE			(a) 1-5	(b) 6-20	(c) 21-50	(d) 51-100	(a) FIGURE NO.	(b) ITEM NO.
		GROUP 3307—CONTINUED									
PO	2540-857-0782	PARTS KIT: door handle, 5703300 (19207).	E	EA	2	*	*	*	*		
		Composed of:									
PO	5310-809-5998	2—WASHER, FLAT: MS27183-18 (96906).	E	EA	2	*	*	*	*	33-21	1.1
X1		1—HANDLE: inner, 10921833 (19207).	E							33-21	1.2
PO	5310-584-5272	1—WASHER, LOCK: MS35338-48 (96906).	E	EA	1	*	*	*	*	33-21	1.3
PO	5315-011-9120	1—PIN, COTTER, MS24665-287 (96906).	E	EA	1	*	*	*	*	33-21	1.4
PO	5310-842-1490	1—NUT: MS35962-37 (96906).	E	EA	1	*	*	*	*	33-21	1.5
X1		1—HANDLE: outer, 10921830 (19207)	E							33-21	1.6
PO	2540-857-0781	PARTS KIT: door latch, 5702259 (19207).	E	EA	2	*	*	*	*		
		Composed of:	E								
X1		1—SPRING: 10921841 (19207).	E							33-21	2.1
PO	5310-582-5965	8—WASHER, LOCK: MS35338-44 (96906).	E	EA	8	*	*	*	*	33-21	2.2
PO	5305-993-2738	6—SCREW: machine, pan-hd, MS35207-280 (96906).	E	EA	6	*	*	*	*	33-21	2.3
X1		1—STOP: LH, 10939501 (19207).	E							33-21	2.4
X1		1—STOP: RH, not illustrated, 10939502 (19207).	E								
X1		1—SUPPORT: 10921849 (19207).	E							33-21	2.5
X1		1—PAD: 10921848 (19207).	E							33-21	2.6
PO	5305-959-8425	2—SCREW: tapping, pan-hd, slotted MS24649-56 (96906).	E	EA	2	*	*	*	*	33-21	2.7
X1		1—SPRING: 10921834 (19207).	E							33-21	2.8
X1		1—STOP: 10921829 (19207).	E							33-21	2.9



AT 40025

Figure 33-21. Door handle and latch (hardtop kit) (M151, M151A1 and M151A2).

(1) SMR CODE	(2) FEDERAL STOCK NUMBER	(3) DESCRIPTION		(4) UNIT OF MEAS.	(5) QTY INC IN UNIT	(6) 15-DAY ORGANIZATIONAL MAINTENANCE ALW				(7) ILLUSTRATION	
						(a) 1-5	(b) 6-20	(c) 21-50	(d) 51-100	(a) FIGURE NO.	(b) ITEM NO.
		REFERENCE NUMBER & MFG. CODE	USABLE ON CODE								
		GROUP 3307—CONTINUED									
PO	2590-788-6262	DOOR AND SIDE CURTAIN KIT: 10950781 (19207)	E	EA	1						
		Composed of:									
POR	2540-678-3083	1—CURTAIN, VEHICULAR: door LH (cotton) 7345100 (19207)	E	EA	1	*	*	*	*	33-22	1
PO	2510-789-0067	1—DOOR ASSEMBLY: frame, LH, 7331243 (19207)	E	EA	1	*	*	*	*	33-22	2
PO	2510-789-0068	1—DOOR ASSEMBLY: frame, RH, 7331229 (19207)	E	EA	1	*	*	*	*	33-22	3
POR	2540-678-3082	1—CURTAIN, VEHICULAR: door RH (cotton) 7345097 (19207)	E	EA	1	*	*	*	*	33-22	4
POR	2540-678-3084	1—CURTAIN, VEHICULAR: side RH (cotton) 7345157 (19207)	E	EA	1	*	*	*	*	33-22	5
POR	2540 678-5362	1—CURTAIN, VEHICULAR: side LH (cotton) 8754975 (19207)	E	EA	1	*	*	*	*	33-22	6



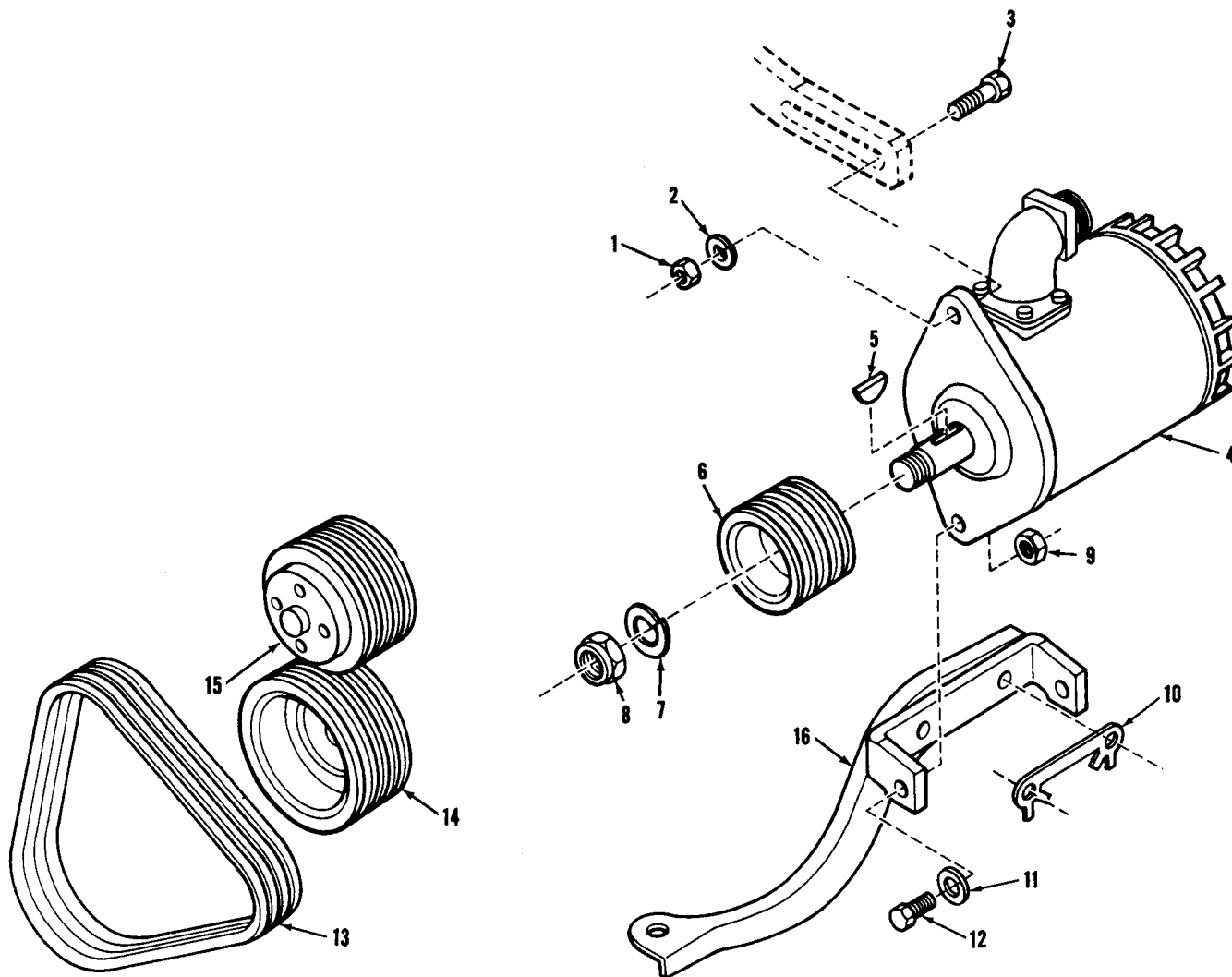
AT 40026

Figure 33-22. Door and side curtain kit (M151, M151A1 and M151A2).

(1) SMR CODE	(2) FEDERAL STOCK NUMBER	(3) DESCRIPTION REFERENCE NUMBER & MFG. CODE USABLE ON CODE	(4) UNIT OF MEAS.	(5) QTY INC IN UNIT	(6) 15-DAY ORGANIZATIONAL MAINTENANCE ALW				(7) ILLUSTRATION	
					(a) 1-5	(b) 6-20	(c) 21-50	(d) 51-100	(a) FIGURE NO.	(b) ITEM NO.
		ELECTRICAL CABLES-100 AMP GENERATOR (ALTERNATOR) (7954720-1) NON-ILLUSTRATED								
PO	2590-930-2053	CABLE ASSEMBLY: alternator to rectifier 10950824 (19207)	EA	1	*	*	*	*		
PO	2920-811-9691	CABLE ASSEMBLY: rectifier to regulator 10885577 (19207)	EA	1	*	*	*	*		
PO	2590-786-5235	HARNESS, WIRING: 10885581 (19207)	EA	1	*	*	*	*		
PO	2590-785-9090	LEAD, ELECTRICAL: ignition switch to connector 8710635 (19207)	EA	1	*	*	*	*		
PO	2920-900-7993	REGULATOR: voltage and current, refer to TB 9-2300-206-15 for repair parts 10947439 (19207)	EA	1	*	*	*	*		
		100 AMP GENERATOR (ALTERNATOR) AND RELATED PARTS (7954720-1) NON-ILLUSTRATED								
PO	3030-811-4980	BELT SET: V, matched 10884910 (19207)	EA	1	*	*	*	*		
PO	2920-999-9324	GENERATOR (ALTERNATOR): 100 amp 7954720-1 (19207)	EA	1	*	*	*	*		
PO	5310-939-0783	NUT, SELF-LOCKING, HEXAGON: generator pulley 21083-N12 (96906)	EA	1	*	*	*	*		
PO	2920-786-9250	PULLEY: groove, generator 10884935 (19207)	EA	1	*	*	*	*		
PO	2930-899-6713	PULLEY: groove, water pump 10884985 (19207)	EA	1	*	*	*	*		
PO	2805-851-2384	PULLEY: groove, crankshaft 10884986 (19207)	EA	1	*	*	*	*		
PO	5310-772-0442	WASHER, FLAT: generator pulley 7720442 (19207)	EA	1	*	*	*	*		
		RECTIFIER AND COOLING FAN ASSEMBLY - 100 AMP GENERATOR (ALTERNATOR) (7954720-1) (NON-ILLUSTRATED)								
PO	6150-850-9332	FAN: rectifier and cooling fan assy 8720053 (19207)	EA	1	*	*	*	*		
PO	6105-567-3287	MOTOR: direct current, cooling fan 8699838 (19207)	EA	1	*	*	*	*		
PO	5960-856-1316	RECTIFIER: semiconductor device, diode silicon, refer to TB 9-2300- 206-15 for repair parts 10906314 (19207)	EA	1	*	*	*	*		
PO	5340-845-0835	CLAMP MS90725-18 (96906)	EA	3	*	*	*	*		
PO	5340-984-8540	CLAMP MS21333-102 (96906)	EA	1	*	*	*	*		
PO	5935-900-6281	CONNECTOR MS27147-1 (96906)	EA	1	*	*	*	*		
PO	5340-682-1518	FASTENERS MS432655	EA	1	*	*	*	*		
PO	5325-727-0562	GROMMET: MS35490-14 (96906)	EA	1	*	*	*	*		
PO	5310-595-7475	NUT MS20364-428 (96906)	EA	2	*	*	*	*		
PO	5310-993-2463	SCREW: MS35207-279 (96906)	EA	1	*	*	*	*		
PO	5305-068-0505	SCREW: MS90726-5 (96906)	EA	6	*	*	*	*		
PO	5340-984-6582	STRAP: MS17821-1-0 (96906)	EA	2	*	*	*	*		
PO	5315-012-4553	KEY: MS35756-1 (96906)	EA	1	*	*	*	*		
PO	5310-732-0558	NUT: MS51967-8 (96906)	EA	1	*	*	*	*		
PO	5310-880-7744	NUT: MS51967-5 (96906)	EA	2	*	*	*	*		
PO	5305-051-6459	SCREW: MS24649-34 (96906)	EA	9	*	*	*	*		
PO	5306-225-9086	SCREW: MS90726-31 (96906)	EA	4	*	*	*	*		

(1) SMR CODE	(2) FEDERAL STOCK NUMBER	(3) DESCRIPTION REFERENCE NUMBER & MFG. CODE USABLE ON CODE	(4) UNIT OF MEAS.	(5) QTY INC IN UNIT	(6) 15-DAY ORGANIZATIONAL MAINTENANCE ALW				(7) ILLUSTRATION	
					(a)	(b)	(c)	(d)	(a)	(b)
					1-5	6-20	21-50	51-100	FIGURE NO.	ITEM NO.
GROUP 3307—CONTINUED										
PO	5306-225-9087	SCREW: MS90726-32 (96906)	EA	2	*	*	*	*		
PO	5310-809-4058	WASHER, FLAT: MS27183-10 (96906)	EA	4	*	*	*	*		
PO	5310-087-7483	WASHER, FLAT: MS27183-13 (96906)	EA	4	*	*	*	*		
PO	5310-559-0070	WASHER, LOCK: MS35333-38 (96906)	EA	9	*	*	*	*		
PO	5310-550-1130	WASHER, LOCK: MS35333-40 (96906)	EA	4	*	*	*	*		
PO	5310-167-0721	WASHER, LOCK: MS35333-41 (96906)	EA	8	*	*	*	*		
PO	5310-012-0614	NUT: MS35650-102 (96906)	EA	2	*	*	*	*		
PO	5310-576-5752	WASHER, LOCK: MS35333-39 (96906)	EA	2	*	*	*	*		
PO	2590-157-3127	1—CABLE ASSEMBLY: regulator to battery, 11644836 (19207)	EA	1	*	*	*	*	33-23	1
PO	5340-865-7404	4—CLAMP: cable retaining, MS9025-20 (96906)	EA	4	*	*	*	*	33-23	2
PO	5305-068-0501	4—SCREW: cap, hexagon hd, med, carb-s, cd-pltd, ¼-20 UNC-2A ⅝ in. lg, to attach cable clamps, MS90725-5 (96906)	EA	4	*	*	*	*	33-23	3
PO	5310-550-1130	6—WASHER, LOCK: flat-internal tooth, to attach cable clamps (5), to attach bracket to panel (1), MS35333-40 (96906)	EA	6	*	*	*	*	33-23	4
PO	5310-761-6882	5—NUT: plain, hexagon, carb-s, cd-pltd, UNC-2B, to attach cable clamps (4), to attach bracket to panel (1), MS51967-2 (96906)	EA	5	*	*	*	*	33-23	5
PO	5975-984-6582	5—STRAP, CABLE: to attach cable assemblies, MS17821-1-0 (96906)	EA	5	*	*	*	*	33-23	6
PO	5325-098-3377	1—GROMMET: rubber, split, battery cable, MS35490-19 (96906)	EA	1	*	*	*	*	33-23	7
PO	5340-106-0617	1—CLAMP: battery cable, 7728831 (19207)	EA	1	*	*	*	*	33-23	8
PO	5975-899-4606	2—STRAP, CABLE: to attach cable assemblies, MS17821-2-0 (96906)	EA	2	*	*	*	*	33-23	9
PO	5340-057-3042	1—CLAMP: to attach battery cable, MS21333-102 (96906)	EA	1	*	*	*	*	33-23	10
PO	5305-993-2463	1—SCREW, MACHINE: pan hd, cross-recessed, carb-s, cd-pltd, ¼-28 UNF-2A, ½ in. lg, to attach battery cable clamp, MS35207-279 (96906)	EA	1	*	*	*	*	33-23	11
PO	5325-727-0562	1—GROMMET: rubber, split, battery cable, MS35490-14 (96906)	EA	1	*	*	*	*	33-23	12
PO	2590-157-3126	1—CABLE ASSEMBLY: regulator to alternator, 11644837 (19207)	EA	1	*	*	*	*	33-23	13
PO	5305-068-0500	1—SCREW, CAP, HEXAGON: med, carb-s, cd-pltd, ¼-20 UNC-2A, ½ in. lg, to attach bracket to panel, MS90725-3 (96906)	EA	1	*	*	*	*	33-23	14

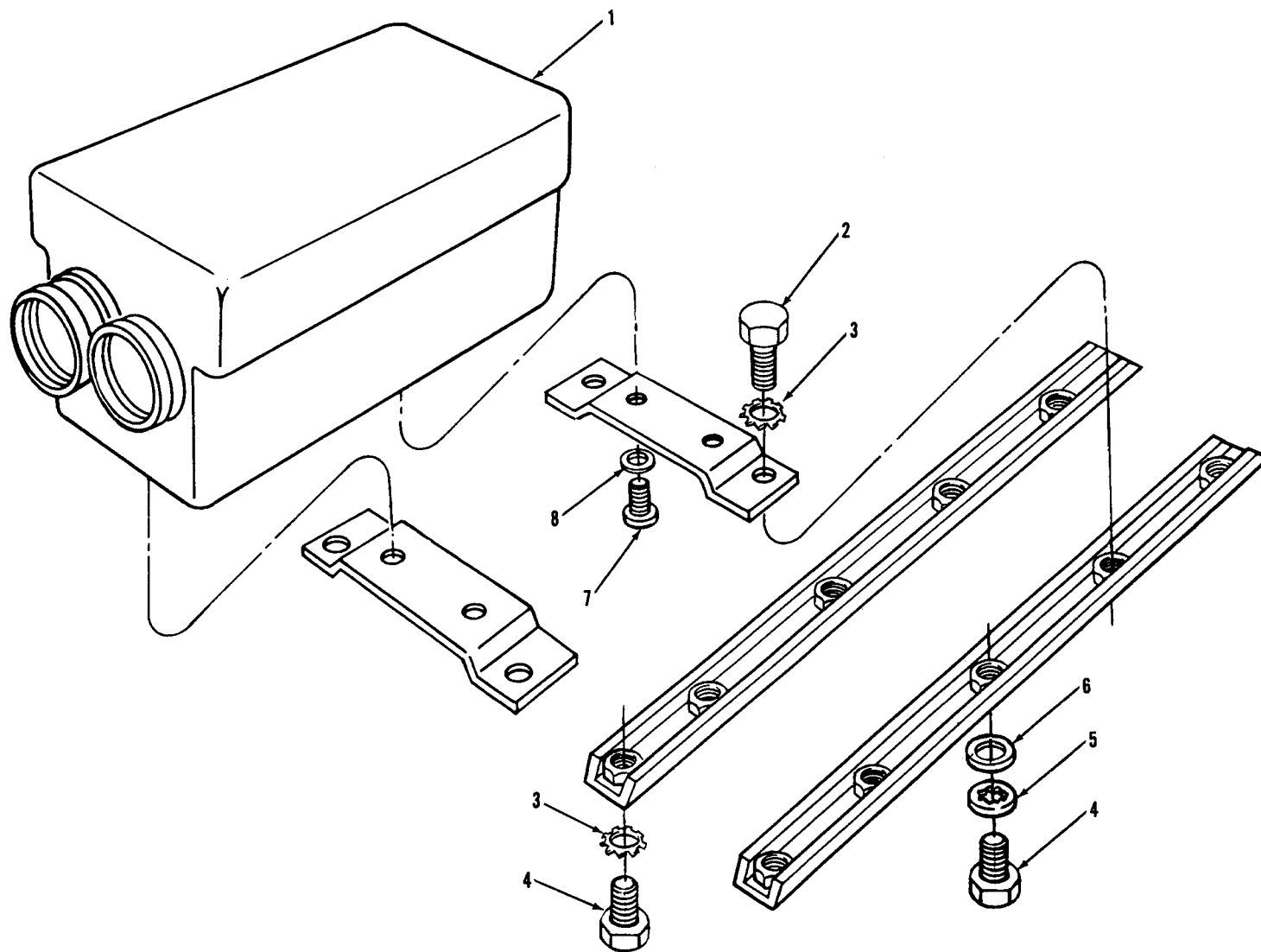
(1) SMR CODE	(2) FEDERAL STOCK NUMBER	(3) DESCRIPTION REFERENCE NUMBER & MFG. CODE USABLE ON CODE	(4) UNIT OF MEAS.	(5) QTY INC IN UNIT	(6) 15-DAY ORGANIZATIONAL MAINTENANCE ALW				(7) ILLUSTRATION	
					(a) 1-5	(b) 6-20	(c) 21-50	(d) 51-100	(a) FIGURE NO.	(b) ITEM NO.
GROUP 3307—CONTINUED										
PO	5310-732-0558	1—NUT, PLAIN, HEXAGON: carb-s, cd-pltd, UNC-2B, to attach alternator to arm, MS51967-8 (96906).	EA	1	*	*	*	*	33-24	1
PO	5310-913-3365	1—WASHER: knurled, carb-s, to attach alternator to arm, 10884982 (19207).	EA	1	*	*	*	*	33-24	2
PO	5305-725-2317	1—SCREW, CAP, HEXAGON: alloy-s, grade 8, cd-pltd, 3/16 UNC-2A 1½ in. lg, to attach alternator to arm, MS90728-64 (96906).	EA	1	*	*	*	*	33-24	3
PO	2920-413-4337	1—ALTERNATOR ASSEMBLY: 100 amp, 10947517-1 (19207).	EA	1	*	*	*	*	33-24	4
PO	5315-012-4553	1—KEY, WOODRUFF: alloy-s, pulley to alternator, MS35756-17 (96906).	EA	1	*	*	*	*	33-24	5
PO	3020-181-2877	1—PULLEY: v-groove, alternator, 11644838 (19207).	EA	1	*	*	*	*	33-24	6
PO	5310-584-7799	1—WASHER: flat cres, to attach pulley to alternator, MS15795-822 (96906).	EA	1	*	*	*	*	33-24	7
PO	5310-150-3671	1—NUT: self-locking, hexagon, steel, cd-pltd, 3/4-16 UNF-3B, to attach pulley to alternator, 11613407-3 (19207).	EA	1	*	*	*	*	33-24	8
PO	5310-088-0552	2—NUT: self-locking, hexagon, steel, 7/16-20 UNC JF-3B, to attach alternator to mtg. bracket, MS21044N7 (96906).	EA	2	*	*	*	*	33-24	9
PO	5340-819-7036	1—WASHER, LOCK TAB: cres, to attach alternator to mtg. bracket, 10885522 (19207).	EA	1	*	*	*	*	33-24	10
PO	5310-984-1259	2—WASHER, FLAT: carb-s, cd or zn-pltd, to attach alternator to mtg. bracket, 10885110 (19207).	EA	2	*	*	*	*	33-24	11
PO	5305-709-8540	2—SCREW, CAP, HEXAGON: alloy-s, cd-pltd, 7/16-20 UNF-2A, 1¾ in. lg, to attach alternator to mtg. bracket, MS90727-90 (96906).	EA	2	*	*	*	*	33-24	12
PO	3030-832-5671	1—BELT SET: drive (cogged) 11599020-1 (19207).	EA	1	*	*	*	*	33-24	13
PO	2930-832-5659	1—PULLEY: crankshaft, 11599022 (19207).	EA	1	*	*	*	*	33-24	14
PO	2930-832-5660	1—PULLEY: water pump, 11599021 (19207).	EA	1	*	*	*	*	33-24	15
PO	2920-165-4018	1—BRACKET: alternator mtg., 11644844 (19207).	EA	1	*	*	*	*	33-24	16



AT 40042

Figure 33-24. 100 amp generator (alternator) and related parts.

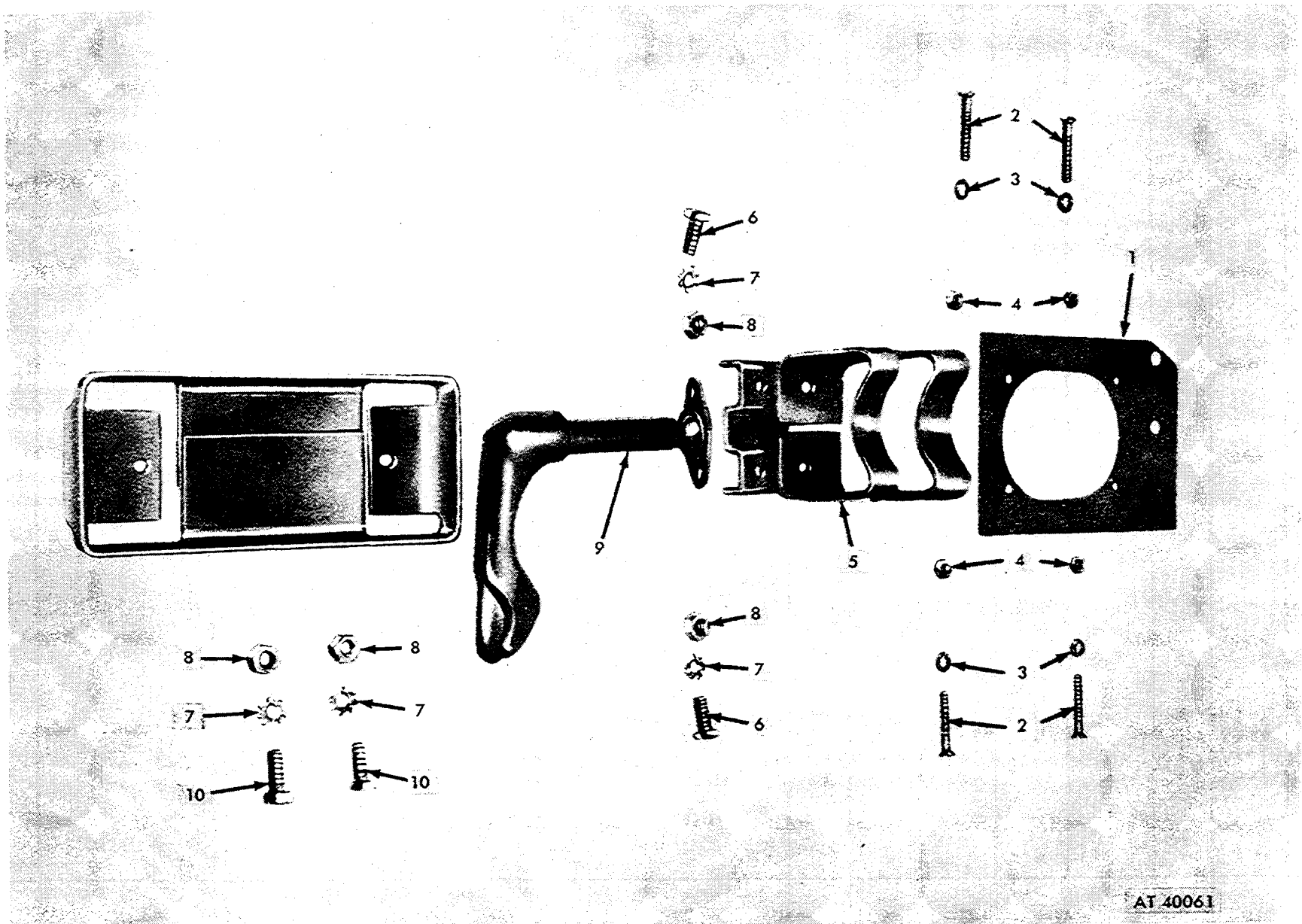
(1) SMR CODE	(2) FEDERAL STOCK NUMBER	(3) DESCRIPTION REFERENCE NUMBER & MFG. CODE USABLE ON CODE	(4) UNIT OF MEAS.	(5) QTY INC IN UNIT	(6) 15-DAY ORGANIZATIONAL MAINTENANCE ALW				(7) ILLUSTRATION	
					(a) 1-5	(b) 6-20	(c) 21-50	(d) 51-100	(a) FIGURE NO.	(b) ITEM NO.
		GROUP 3307—CONTINUED								
PO	2920-900-7993	1—REGULATOR: voltage, 10947439 (19207)	EA	1	*	*	*	*	33-25	1
PO	5306-225-8494	4—SCREW, CAP, HEXAGON: med carb-s, cd-pltd, 5 / 16-18 UNC-2A, ½ in. lg, to attach regulator bracket to mtg. bracket, MS90725-29 (96906)	EA	4	*	*	*	*	33-25	2
PO	5310-889-2527	5—WASHER, LOCK: internal and external tooth, to attach regulator bracket to mounting bracket (4) to attach mounting bracket to panel (1), MS45904-72 (96906)	EA	5	*	*	*	*	33-25	3
PO	5306-225-8496	6—SCREW, CAP, HEXAGON: med carb-s, cd-pltd, 5 / 16-18 UNC-2A, ⅝ in. lg, to attach regulator mtg. bracket to panel, MS90725-31 (96906)	EA	6	*	*	*	*	33-25	4
PO	5310-407-9566	5—WASHER, LOCK: carb-s, cd-pltd, to attach regulator mtg. bracket to panel, MS35338-45 (96906)	EA	5	*	*	*	*	33-25	5
PO	5310-595-6326	5—WASHER, FLAT: round, cd-pltd, to attach regulator mtg. bracket to panel, MS27183-13 (96906)	EA	5	*	*	*	*	33-25	6
PO	5305-989-7434	4—SCREW, MACHINE: pan-hd, cross-recessed, carb-s, cd-pltd, no. 10-32 UNF-2A, ½ in. lg, to attach regulator bracket to regulator, MS35207-263 (96906)	EA	4	*	*	*	*	33-25	7
PO	5310-596-7691	4—WASHER, LOCK: flat, external tooth, carb-s, cd-pltd, to attach bracket to regulator, MS35335-32 (96906)	EA	4	*	*	*	*	33-25	8
PO	2920-167-8549	ALTERNATOR ASSEMBLY: 180 amp., 11640180 (19207)	EA	1	*	*	*	*	33-24	4



AT 40041

Figure 33-25. Regulator and related parts (100 amp generator—alternator kit).

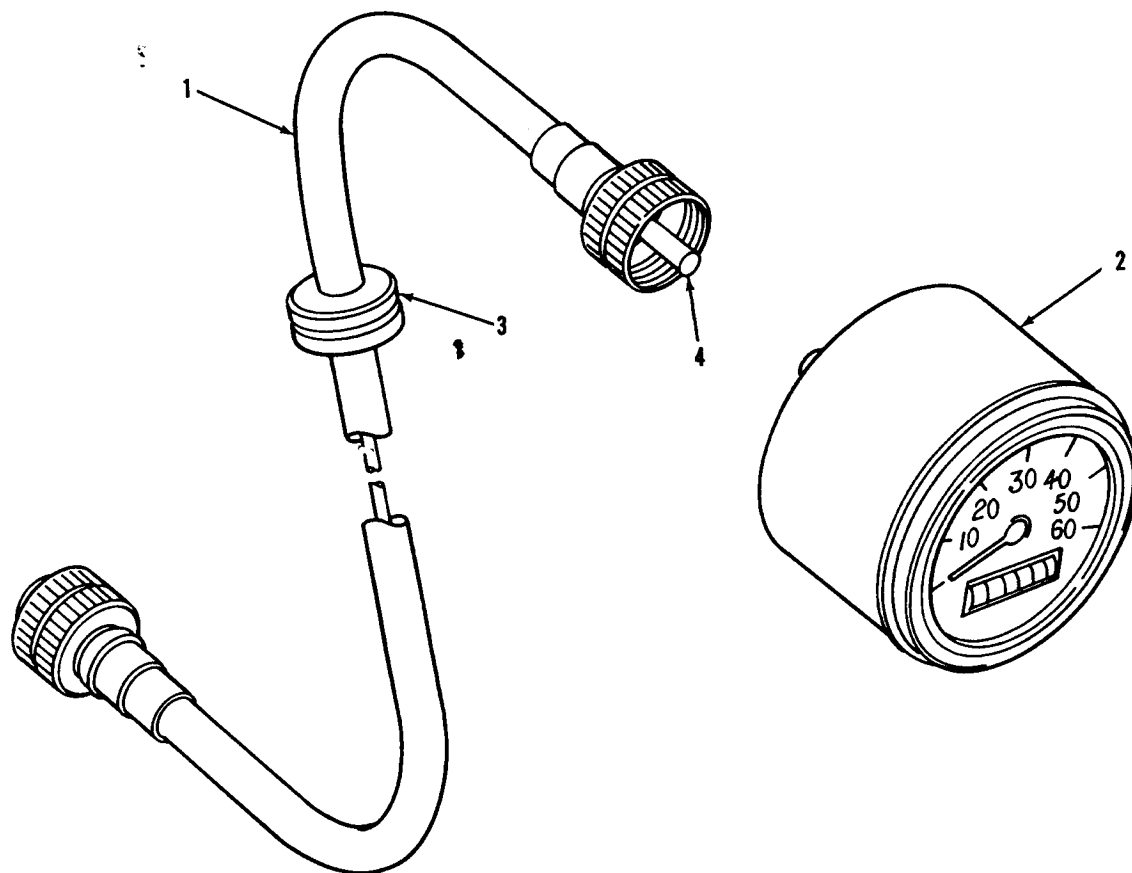
(1) SMR CODE	(2) FEDERAL STOCK NUMBER	(3) DESCRIPTION REFERENCE NUMBER & MFG. CODE	(4) UNIT OF MEAS.	(5) QTY INC IN UNIT	(6) 15-DAY ORGANIZATIONAL MAINTENANCE ALW				(7) ILLUSTRATION	
					(a) 1-5	(b) 6-20	(c) 21-50	(d) 51-100	(a) FIGURE NO.	(b) ITEM NO.
GROUP 3307—CONTINUED										
PO	2920-167-8548	REGULATOR, VOLTAGE: 180 amp., 11640367 (19207)	EA	1	*	*	*	*	33-25	1
PO	6130-927-9393	RECTIFIER: 180 amp., 11640182 (19207)								
PO	2540-763-7348	M16 / 14 RIFLE MOUNTING KIT: Vehicle 11630529 (19207) T	EA	1	*	*	*	*		
		Composed of:								
PO	2510-177-8083	1—REINFORCEMENT: cowl panel, 8712410 (19207) T	EA	1	*	*	*	*	33-26	1
PO	5305-995-3441	4—SCREW, MACHINE: pan-hd, cross-recessed, carb-s, cd-pltd, no. 10-32 UNF-2A, 1½ in. lg, to attach reinforcement to cowl panel, MS35207-269 (96906) T	EA	4	*	*	*	*	33-26	2
PO	5310-576-5752	4—WASHER, LOCK: flat, internal tooth, carb-s, cd-pltd, to attach reinforcement to cowl panel, MS35333-39 (96906) T	EA	4	*	*	*	*	33-26	3
PO	5310-934-9751	4—NUT, PLAIN, HEXAGON: machine screw, 10-32 UNF-2B, carb-s, cd-pltd, to attach reinforcement to cowl panel, MS35650-302 (96906)	EA	4	*	*	*	*	33-26	4
PO	1450-455-5899	1—BRACKET: catch assembly mounting, 11630581 (19207) T	EA	1	*	*	*	*	33-26	5
PO	5305-993-2457	2—SCREW, MACHINE: pan-hd, cross-recessed, carb-s, cd-pltd, ¼-28 UNF-2A 1¼ in. lg. to attach assy. MS35207-284 (96906) T	EA	2	*	*	*	*	33-26	6
PO	5310-209-0786	4—WASHER, LOCK: flat, external tooth, carb-s, cd-pltd, to attach catch assy. (2) to attach mounting support (2), MS35335-33 (96906) T	EA	4	*	*	*	*	33-26	7
PO	5310-768-0319	4—NUT, PLAIN, HEXAGON: carb-s, cd-pltd, ¼-28 UNF-2B, to attach catch assembly (2), to attach mtg. support (2), MS51968-2 (96906) T	EA	4	*	*	*	*	33-26	8
PO	1450-455-5903	1—CATCH ASSEMBLY: raffle, 10939520 (19207) T	EA	1	*	*	*	*	33-26	9
PO	5305-068-0505	2—SCREW, CAP, HEXAGON: med, carb-s, cd-pltd, ¼-28 UNF-2A, ⅝ in. lg, to attach mtg. support, MS90726-5 (96906) EA	EA	2	*	*	*	*	33-26	10



AT 40061

Figure 33-26. M16/14 Rifle mounting kit.

(1) SMR CODE	(2) FEDERAL STOCK NUMBER	(3) DESCRIPTION REFERENCE NUMBER & MFG. CODE USABLE ON CODE	(4) UNIT OF MEAS.	(5) QTY INC IN UNIT	(6) 15-DAY ORGANIZATIONAL MAINTENANCE ALW				(7) ILLUSTRATION	
					(a) 1-5	(b) 6-20	(c) 21-50	(d) 51-100	(a) FIGURE NO.	(b) ITEM NO.
		GROUP 4701—INSTRUMENTS								
		SPEEDOMETER AND RELATED PARTS (fig. 47-1)								
PO	6880-973-4187	SHAFT ASSEMBLY: flexible, speedometer, 8712351 (19207)	EA	1	*	*	*	*	47-1	1
PO	6680-933-3599	SPEEDOMETER ASSEMBLY: MS39021-2 (96906)	EA	1	*	*	*	*	47-1	2
PO	5325-802-8390	GROMMET: MS35490-23 (96906)	EA	1	*	*	*	*	47-1	3
PO	2530-901-9685	CORE, FLEXIBLE: speedometer cable assembly, 10950807 (19207)	EA	1	*	*	*	*	47-1	4



AT 39948

Figure 47-1. Speedometer and related parts.

SECTION IV

INDEX—FEDERAL STOCK NUMBER AND REFERENCE NUMBER

CROSS-REFERENCE TO FIGURE AND ITEM NUMBER

Federal Stock Number Cross-Reference to Figure and Item Number

FEDERAL STOCK NUMBER	FIGURE NO	ITEM NO	FEDERAL STOCK NUMBER	FIGURE NO	ITEM NO
1015-833-8566	6-12	17	2520-678-1762	10-1	4.1
	6-13	5		11-1	4.1
	6-16	7	2520-678-1764	10-1	4.2
	6-17	11		11-1	4.2
	6-18	9	2520-678-1765	10-1	4.3
	6-27	4		11-1	4.3
	12-7	40	2520-678-2969	10-1	7
1450-455-5899	33-26	5		11-1	6
1450-455-5903	33-26	9	2520-678-2992	7-1	8
2340-678-1431	12-6	31	2520-678-2993	8-1	3
	12-7	31	2520-678-3001	2-1	2
2510-043-3742	GROUP 1805		2520-678-3008	7-1	9
2510-119-0846	13-1	19		18-4	3
2510-150-7848	13-2	11	2520-678-3077	12-6	10
2510-150-7849	13-2	11	2520-678-3109	10-2	3
2510-156-9290	22-5	12		11-2	5
2510-176-9146	18-3	1	2520-678-3115	GROUP 0900	
2510-177-7777	33-20	1	2520-678-3123	10-1	16
2510-177-7787	18-2	11		11-1	13
2510-177-7872	18-2	3	2520-737-7468	2-1	9
2510-177-7871	GROUP 1801		2520-769-7608	10-2	6
2510-177-8083	33-26	1		11-2	6
2510-177-8114	18-2	5	2520-832-6046	2-1	4
	18-3	4	2520-832-6047	10-1	9
2510-177-9177	6-13	15		11-1	9
2510-522-2621	22-2	10	2520-887-1347	GROUP 1002	
2510-522-2622	22-2	10		GROUP 1102	
2510-678-2963	13-2	9	2520-907-0660	2-1	7
2510-678-3007	13-1	5	2520-912-3056	10-1	3
2510-678-3094	13-1	20		11-1	3
2510-678-3095	13-1	20	2530-073-5364	10-2	11
2510-678-3126	13-2	13		11-2	11
2510-769-7487	18-1	4	2530-125-8721	7-1	1
2510-780-1973	33-19	3.2		12-1	5
2510-789-0067	22-1	2	2530-135-8973	12-3	1
	33-22	2	2530-135-8974	14-1	5
2510-789-0068	22-1	4	2530-135-8975	12-4	19
	33-22	3		12-5	20
2510-832-5655	5-1	8	2530-136-1185	12-1	8
2510-832-6044	18-8	2	2530-150-7832	13-4	2
2510-832-6045	33-20	6	2530-150-7834	12-2	8
2510-858-5597	18-2	4	2530-150-7852	10-2	8
2510-973-2505	16-1	1		13-1	9
2510-937-2506	GROUP 1601		2530-150-7853	12-1	13
2520-125-8731	12-6	8		13-2	12
	12-7	8	2530-150-7855	10-2	17
2520-176-3331	GROUP 1004		2530-150-7915	12-1	12
	GROUP 1104		2530-150-7916	12-1	3
2520-176-3333	10-2	16	2530-156-9422	10-2	8
	11-2	16		13-1	9
2520-176-3334	10-2	15	2530-157-3335	GROUP 1004	
	11-2	15		GROUP 1104	
2520-176-8937	2-1	18	2530-157-3344	12-5	32
2520-678-1282	9-1	3	2530-176-3287	12-3	3
2520-678-1283	9-1	3	2530-176-3337	10-2	9
2520-678-1352	2-1	3		11-2	9
2520-678-1359	2-1	14		12-3	5
2520-678-1360	2-1	1	2530-176-3343	13-1	4

Federal Stock Number Cross-Reference to Figure and Item Number—Continued

FEDERAL STOCK NUMBER	FIGURE NO	ITEM NO	FEDERAL STOCK NUMBER	FIGURE NO	ITEM NO
2530-176-3344	13-1	12	2530-887-1342		GROUP 1202
2530-176-3349	14-1	2	2530-901-9685	47-1	4
2530-176-8941	14-2	1	2530-973-3187	12-2	11
2530-176-8942	14-1	8	2530-918-0602	12-4	17
2530-176-9468	13-3	5		12-5	21
2530-176-9486	12-5	16	2530-979-8896	13-2	14
2530-176-9488	12-5	31	2530-979-8897	13-3	9
2530-176-9491	13-3	5	2530-979-8898		GROUP 1301
2530-177-7959	12-6	28	2540-014-7064	33-8	2
	12-7	28	2540-039-8258	33-3	12
2530-177-7977	12-6	20	2540-050-0810	22-8	4
	12-7	20	2540-050-0813	22-8	5
2530-177-7980	12-1	11	2540-051-3840	33-1	1
2530-177-7983	12-2	4	2540-051-3841	33-8	12
2530-177-8287	10-2	17	2540-051-3842	33-9	8
2530-177-9293	12-2	6	2540-064-6587	22-3	1
2530-352-9270	12-6	33	2540-119-3900	6-7	6
	12-7	42	2540-150-7327	18-5	9
2530-463-3840	12-2	1.4	2540-150-7328	18-5	10
2530-560-3618	10-2	9	2540-150-7503	6-7	10
	11-2	9	2540-165-4029	22-3	2
	12-3	5	2540-165-4030	22-4	9
2530-678-1284	12-1	7	2540-165-4041	18-3	9
2530-678-1285	12-1	6	2540-168-9746	16-2	9
2530-678-1296	10-2	20	2540-176-9376	22-9	9
2530-678-1297	10-2	20	2540-176-9394	22-10	8
2530-678-1301	12-6	32	2540-176-9402	22-9	6
	12-7	32	2540-176-9405	22-9	11
2530-678-1306	12-6	26	2540-176-9464	22-9	15
	12-7	26	2540-176-9466	16-2	18
2530-678-1753	12-4	2	2540-177-7235	13-4	7
	12-5	2	2540-177-7779	22-4	13
2530-678-1759	10-2	4.1	2540-177-7781	12-6	3
	11-2	6.1		12-7	3
2530-678-1789	12-2	3	2540-177-9181	22-4	17
2530-678-2971	12-2	2	2540-179-3410	33-3	16
2530-678-3053	12-1	18	2540-318-0159	33-15	7
2530-678-2974	13-4	1	2540-319-5931	33-9	24
2530-678-2974	22-5	11	2540-455-5830	3-1	3
2530-678-2981	12-2	2		3-10	4
2530-678-3042	10-2	4.3	2540-678-1307	22-7	17
	11-2	6.3	2540-678-1340	22-8	1
2530-678-3065	14-2	4	2540-678-1342	15-2	5
2530-678-3070	13-1	13		15-3	5
2530-678-3075	12-3	6	2540-678-1353	3-9	11
2530-678-3077	12-6	10	2540-678-1804	18-5	4
	12-7	11	2540-678-1805	18-5	1
2530-678-3101	12-4	4	2540-678-2965	18-5	3
	12-5	4	2540-678-2977	18-5	2
2530-678-3102	12-4	13	2540-678-2978	16-2	13
	12-5	15	2540-678-2996	16-2	1
2530-678-3105	12-1	10	2540-678-3082	22-1	5
2530-678-3109	10-2	3		33-22	4
2530-678-3110	13-1	21	2540-678-3083	22-1	1
2530-678-3118	13-1	13		33-22	1
2530-678-3122	13-1	21	2540-678-3084	33-22	5
2530-678-6119	12-3	7	2540-678-3106	3-10	3
2530-700-1423	12-3	2	2540-678-5362	33-22	6
2530-769-7462	12-4	18	2540-692-9218	33-5	8
	12-5	22	2540-737-1194	3-9	9
2530-792-8639	11-2	8	2540-737-2262	22-8	6
	13-2	10	2540-763-7348		GROUP 3307
	13-3	8	2540-770-0242	33-9	23
2530-832-6053		GROUP 1201	2540-786-0196	33-17	1
2530-887-1341		GROUP 1004	2540-786-0198	33-16	1
		GROUP 1104	2540-815-5725	18-6	6

Federal Stock Number Cross-Reference to Figure and Item Number—Continued

FEDERAL STOCK NUMBER	FIGURE NO	ITEM NO	FEDERAL STOCK NUMBER	FIGURE NO	ITEM NO
2540-832-5650	6-12	2	2590-832-5657	22-12	4
2540-832-5654	6-21	29	2590-832-5662	22-12	4
2540-832-5664	18-5	10	2590-832-5663	22-12	1
2540-832-5665	18-5	9	2590-832-5666	22-12	1
2540-832-6049	18-7	9	2590-832-5667	22-12	4
2540-832-6050	22-11	2	2590-857-1408	33-4	2
2540-832-6056	18-7	1	2590-857-1412	33-4	12
2540-835-9032	15-1	3	2590-861-9989	10-2	10
2540-857-0781		GROUP 3307		11-2	10
2540-857-0782		GROUP 3307	2590-901-8125	33-11	13
2540-857-1411	33-1	2	2590-901-8126	33-11	11
	33-10	1	2590-901-8666	33-11	1
2540-868-5567		GROUP 2201	2590-930-2053		GROUP 3307
2540-869-0423	33-12	5	2590-930-4360	3-9	2
2540-869-0424	33-15	1	2590-961-8374	22-5	10
2540-884-1205	22-4	8	2590-973-3186	6-20	2.3
2540-887-1343		GROUP 1805	2590-993-4717	33-3	1
2540-916-2095	33-3	14	2610-269-7332	13-4	4
2540-930-2044		GROUP 0609	2610-678-1363	13-4	3
2540-939-7109	33-16	7	2640-050-1229	13-4	5
2540-939-7110	33-17	7	2640-060-3550	13-4	6
2540-999-8861	18-5	5	2805-109-4156	1-8	4
2540-999-8862	22-1	3	2805-121-6183	1-10	8
2540-999-8863	22-1	7	2805-177-7803	1-9	4
2540-999-8864	22-1	6	2805-177-7880	1-2	6
2590-050-8821		GROUP 0608	2805-410-5754	1-3	2
2590-062-9840		GROUP 0611	2805-678-1367	1-2	4
2590-104-4573	6-21	25	2805-678-1378	1-6	2
2590-150-7504	6-25	10	2805-678-1379	1-10	6
2590-150-7506	6-23	10	2805-678-1386	1-7	1
2590-150-7507	7-21	28	2805-678-1390	1-10	1
2590-150-7621	6-22	8	2805-678-1391	1-10	7
2590-150-7684	6-22	6	2805-678-1821		GROUP 0105
	6-23	8	2805-678-1822		GROUP 0105
	6-24	6	2805-771-9112	1-2	1
2590-157-3126	33-23	13	2805-774-6553	1-2	1.2
2590-157-3127	33-23	1	2805-832-6055	1-10	12
2590-169-2890	6-24	7	2805-851-2304		GROUP 3307
2590-169-2891	6-26	12	2910-041-0972	3-1	10
2590-177-7878	3-9	10	2910-165-4017	3-8	5
2590-408-4674	3-10	1	2910-176-8869	3-3	1
2590-626-0013	33-15	8	2910-176-8873		GROUP 0301
2590-678-3089	3-9	6	2910-176-8928	3-7	17
2590-678-6140	6-20	1	2910-214-2707	3-9	3
2590-678-9024	22-12	4	2910-292-0035	3-2	1
2590-678-9025	22-12	1	2910-361-3264	3-1	9
2590-693-3452	6-17	5	2910-405-0216	3-6	16
2590-695-9077	33-3	10	2910-647-0988	3-6	8
2590-702-5692	33-8	16		3-7	6
2590-754-4114	6-27	1	2910-678-0769	3-10	5
2590-759-8038	33-2	18	2910-678-1855	3-2	4
2590-763-7337	33-11	12		3-8	4
2590-777-6762	33-11	24	2910-678-1856	3-2	6
2590-785-6262		GROUP 3307	2910-678-1857	3-1	1.1
2590-785-9090	33-2	21	2910-678-3236	3-1	1.2
	33-11	15	2910-678-7283	3-2	8
2590-786-0135	33-2	22	2910-700-6868	3-3	2
2590-786-0197	33-16	4		22-11	1
2590-786-0197	33-16	4	2910-741-6350	33-5	2
2590-786-6182	33-2	13	2910-765-4349	3-6	11
	33-11	8	2910-770-1643	3-6	4
2590-788-3008	33-2	17		3-7	1
2590-788-6262		GROUP 3307	2910-788-8457	3-1	1.1
2590-808-6072	6-11	1.5	2910-866-9400	22-7	7.1
2590-815-6126	33-3	8	2910-878-8839		GROUP 0301
2590-832-5656	22-12	1	2910-930-2060	3-6	15

Federal Stock Number Cross-Reference to Figure and Item Number—Continued

FEDERAL STOCK NUMBER	FIGURE NO	ITEM NO	FEDERAL STOCK NUMBER	FIGURE NO	ITEM NO
2920-078-2424	6-5	5	2990-169-2893	4-1	17
2920-124-1326	6-6	7.4	2990-574-3087	33-9	7
2920-136-8898	6-1	2	2990-678-1396	4-1	18
2920-150-7320	6-5	13	2990-678-3237	4-1	10
2920-150-7480	6-6	19	2990-678-3239	4-1	1
2920-152-2264		GROUP 0605		33-18	8
2920-152-2265		GROUP 0605		33-18	9
2920-165-4018	33-24	16	2990-678-3240	4-1	4
2920-167-8548	33-25	1	2990-678-3241	4-1	8
2920-167-8549	33-24	4	2990-678-3242	4-1	12
2920-177-7804	6-1	10	2990-678-3243	4-1	17
2920-287-9135	6-5	3	2990-717-6432	33-18	6
2920-293-4380	6-1	20	2990-886-8082	1-1	
2920-324-3686	6-6	13	2990-945-9155	33-18	11
2920-353-7204	6-6	9	3020-181-2877	33-24	6
2920-353-7206	6-6	5	3020-491-9622	5-2	9
2920-353-7216	6-6	3	3020-678-1365	1-3	1
2920-358-7826	6-6	7.5	3030-811-4980		GROUP 3307
2920-409-3994	6-5	1	3030-832-5671	5-2	10
2920-413-4337	33-24	4		33-24	13
2920-640-7230	6-6	6	3030-833-1297	5-2	10
2920-664-4499	6-6	12	3110-678-1862	10-2	7.2
2920-678-1847	6-1	19		11-2	7.2
2920-678-1850	6-3	5	3110-727-6901	10-2	7.1
2920-678-1854	6-3	1		11-2	7.1
2920-721-5895	6-5	4	3120-133-6561	22-9	8
2920-738-6272	6-21	1	3120-180-7228	1-2	11
2920-752-4258	6-5	3	3120-180-7785	12-6	24
2920-786-9250		GROUP 3307		12-7	24
2920-800-7218	6-2	4	3120-182-8471	12-6	4
2920-809-9114	6-22	7		12-7	4
2920-811-9691		GROUP 3307	4010-228-9949	1-7	2
2920-832-5661	6-1	15		18-6	3
2920-886-8081		GROUP 0605	4010-273-2983	5-1	2
2920-900-7993	33-25	1	4320-775-1478	3-6	7
2920-903-9534	6-1	20		3-7	8
2920-909-2483	6-1	17	4710-177-8373	1-9	1
2920-999-9324		GROUP 3307	4710-277-5524	33-5	
2930-064-5979	5-1	1	4710-277-5525	22-7	
2930-150-7508	5-1	21	4710-277-5526	1-8	
2930-678-0770	5-2	11		3-4 & 3-6	
2930-678-1397	5-1	14	4710-405-1942	3-4	8
2930-678-1846	5-2	6	4720-080-8586		GROUP 0306
2930-678-1849	5-2	7	4720-143-9368	1-9	16
2930-678-3234	5-1	18	4720-150-6088	1-9	10
2930-678-3234	6-1	11	4720-182-9121		GROUP 2202
2930-678-3235	5-2	3	4720-203-2668	22-7	
2930-678-3238	5-2	5	4720-678-1875	5-2	1.3
2930-678-4645	5-2	1.2	4720-678-1876	3-1	
2930-720-2677	5-1	4	4720-678-9039		GROUP 3303
2930-832-5659	1-3	1	4720-678-9040		GROUP 3303
	33-24	14	4720-689-6089	3-4	9
2930-832-5660	5-2	9	4720-786-9232	33-8	
	33-24	15			GROUP 3303
2930-886-8084	5-2		4730-011-8831	6-6	20
2930-899-6713		GROUP 3307	4730-013-7398	3-7	
2940-150-7518	3-4	1	4730-014-2427	1-8	
	33-17	4	4730-014-2431	1-9	12
2940-150-7524	3-5	1		3-4	4
2940-150-7539	3-5	4	4730-014-2432	22-7	8
2940-150-7541	3-5	3	4730-014-3343	1-8	1
2940-678-0772	3-4	18	4730-014-3521	22-7	
2940-678-4253	3-4	2	4730-044-4577	3-6	14
2940-832-6054	1-7	6	4730-044-4683	1-7	9
2990-064-6312	4-1	14	4730-044-4688	1-7	8
2990-169-2892	4-1	12	4730-050-4203	9-1	2

Federal Stock Number Cross-Reference to Figure and Item Number—Continued

FEDERAL STOCK NUMBER	FIGURE NO	ITEM NO	FEDERAL STOCK NUMBER	FIGURE NO	ITEM NO
4730-050-4203(cont)	10-2	2	4730-909-8627(cont)	33-8	5
	11-2	2		33-12	3
	15-1	6		33-12	6
4730-082-5965	12-7	16	4730-958-6079	3-6	3
4730-088-8665	1-2	10		3-7	26
4730-150-6118	22-10	14	4820-174-0340	5-1	17
4730-168-2076	1-9	13	4820-287-4268	33-13	2
	3-4	5	4820-849-1220	1-2	9
4730-202-7638	6-6	1	4830-476-1028	7-1	5
4730-202-9170	33-16	5	5035-716-8180	15-1	5
4730-221-2136	1-4	2	5120-707-6223	4	1
	3-6	10	5120-627-7161	4	3
4730-221-2137	1-10	3	5120-627-6162	4	2
4730-221-2138	1-2	12	5120-627-7181	4	5
4730-263-2752	3-4	3	5120-795-0152	4	4
4730-263-2757	1-9	6	5301-209-0965	1-1	2
4730-270-4612	33-5	9	5305-017-8466	3-7	4
4730-277-8269	1-9	14	5305-018-1676		GROUP 3307
	3-4	10	5305-018-1721	1-3	3
4730-287-3281	3-1	1.6	5305-021-3740	1-10	10
4730-288-9953	1-8	3	5305-022-8358	22-7	14
4730-353-7215	6-6	21	5305-042-3477	12-5	33
4730-391-3799	33-5	1	5305-042-4505	3-2	3
4730-406-6782	1-8	7	5305-042-4633	12-4	29
4730-459-6504	1-8	5	5305-042-4635	12-4	10
4730-476-1028	1-7	5	5305-042-5575	33-5	13
	8-1	1	5305-044-4162	18-3	18
	10-1	13	5305-045-1988	10-2	19
	11-1	11	5305-045-3183	33-8	11
4730-496-7511	22-7	9	5305-051-6459		GROUP 3307
4730-516-7419	12-6	15	5305-057-9611	33-3	18
	12-7	15	5305-058-2088	33-8	17
4730-529-1487	6-19	3	5305-058-2099	33-11	2
4730-540-2612	1-9	5		33-15	9
4730-542-3205	3-6	18	5305-058-2101	33-8	15
	3-7	11	5305-058-7639	6-9	2
4730-542-4131	3-1	1.6	5305-059-7931	22-9	4
4720-678-1876	3-1	1.5	5305-061-7970	33-6	9
4730-678-1878	12-6	12	5305-067-9907	33-8	1
	12-7	13		33-12	1
4730-678-1879	12-4	6	5305-068-0498	33-14	11
	12-5	6	5305-068-0500	3-7	24
4730-678-1880	12-4	15		6-25	8
4730-729-5592	1-9	11		33-8	10
	3-4	6		33-9	20
4730-729-5593	3-1	1.4		33-23	14
4730-786-9232		GROUP 3303	5305-068-0501	12-7	34
4730-816-5810	33-16	6		22-10	4
4730-832-5670	3-6	2		33-5	15
	3-7	15		33-6	1
4730-832-6057	1-9	15		33-9	14
4730-901-8657	33-13	4		33-15	12
4730-901-8658	33-13	3		33-19	4
4730-908-3194	33-13	1		33-23	3
4730-908-3195	3-1	1.4	5305-068-0502	6-22	21
	3-4	13		6-23	23
	3-7	20		6-24	19
4730-908-6292	33-7	4		6-18	12
	33-8	3		22-9	13
	33-17	2		33-14	5
4730-908-3193	33-7	12			GROUP 1801
	33-12	7	5305-068-0505	6-4	4
4730-909-8627	3-4	17		6-10	1
	5-2	1.1		12-5	12
	7-1	7		33-26	10
	33-7	10			GROUP 1801

Federal Stock Number Cross-Reference to Figure and Item Number—Continued

FEDERAL STOCK NUMBER	FIGURE NO	ITEM NO	FEDERAL STOCK NUMBER	FIGURE NO	ITEM NO
5305-068-0506	6-20	4	5305-709-8540(cont)	33-24	12
	33-6	12	5305-710-4190	18-7	3
5305-068-7837	12-4	21	5305-710-4193	1-1	4
	12-5	24	5305-710-4195	11-1	5
5305-071-1766	5-1	20	5305-710-4200	15-3	4
5305-071-2240	33-9	4			GROUP 1801
5305-071-2241	33-2	10	5305-710-4202	10-1	8
5305-071-2242	33-5	7	5305-710-4204	15-2	4
5305-081-6676	22-5	3			GROUP 1801
5305-182-9317	15-3	7	5305-710-4207	10-1	5
5305-182-9467	3-1	10	5305-710-4208	15-3	4
5305-225-3838	6-11	3	5305-716-8165	15-1	4
	6-24	9	5305-716-8179	15-1	5
	33-9	1	5305-716-8180	15-1	5
5305-225-3839	6-5	8	5305-716-8182	15-1	4
	33-11	3	5305-719-5270	13-1	15
5305-225-8494	33-15	10	5305-725-2317	6-1	4
5305-225-8496	33-14	9		33-24	3
	33-15	17	5305-727-8818	16-2	16
5305-246-6566	15-1	5	5305-754-4452	33-6	14
5305-253-5620	18-6	2	5305-809-1535	22-9	10
5305-267-8973	12-4	23	5305-816-8915	6-1	7
	12-5	26	5305-828-3682	33-3	9
5305-267-8974	12-1	1	5305-832-5743	6-12	18
5305-269-2802	4-1	13	5305-840-6694	18-3	21
	33-18	7	5305-851-9414	22-12	2
5305-269-2805	22-4	5	5305-879-5904	33-3	7
	33-18	10	5305-889-3000	33-4	10
5305-269-2807	22-4	2	5305-889-3002	6-17	13
5305-269-2813	12-6	19		33-9	22
	14-1	1	5305-940-8838	33-3	6
5305-269-3208	1-10	11	5305-954-3487	33-8	4
	6-16	6		33-12	2
	6-17	9	5305-957-6272	22-5	4
	6-18	7	5305-958-5251	18-2	10
5305-269-3210	12-2	1.1	5305-959-8425	33-20	11
5305-269-3211	12-2	10		33-21	2.7
5305-269-3212	6-5	11	5305-984-4984	33-11	18
	15-3	12	5305-984-4988	33-3	17
5305-269-3213	1-10	2	5305-984-6189	6-7	15
	14-1	9	5305-984-6191	3-8	1
5305-269-3242	13-1	2		6-17	6
5305-269-3245	13-2	8	5305-984-6192	33-2	4
5305-269-3247	13-2	1	5305-984-6195	6-7	22
5305-285-3942	6-15	12		33-4	9
5305-285-5275	6-10	3		33-11	22
5305-297-3273	6-6	30	5305-984-6209	33-20	7
5305-297-3278	6-6	28	5305-988-1170	1-5	2
5305-353-0969	6-12	5	5305-988-1721	33-6	3
5305-353-7510	6-6	8		33-15	3
5305-457-9318	6-14	9.4	5305-988-1722	6-24	12
5305-527-5751	18-2	6	5305-988-1723	1-4	3
	18-3	5		6-7	12
	22-7	3		6-21	7
5305-531-0341	18-3	7		6-22	9
5305-633-0785	6-14	8		6-23	11
	6-15	9		6-24	15
5305-696-5302	6-6	27		6-25	12
5305-696-5303	6-6	7.1		6-26	16
5305-696-5305	6-6	25		18-1	3
5305-709-8283	10-1	1		33-2	7
	11-1	1		33-14	1
5305-709-8340	13-1	8	5305-988-1724	33-13	8
5305-709-8493	13-3	1		33-20	19
5305-709-8516	7-1	4	5305-988-1725	6-27	13
5305-709-8540	6-1	9	5305-988-3784	18-5	11

Federal Stock Number Cross-Reference to Figure and Item Number—Continued

FEDERAL STOCK NUMBER	FIGURE NO	ITEM NO	FEDERAL STOCK NUMBER	FIGURE NO	ITEM NO
5305-989-7434	6-26	9	5306-225-8497(cont)	33-19	8
	18-8	4		33-20	14
	18-9	10	5306-225-8498	18-3	12
	33-25	7	5306-225-8499	33-19	13
5305-989-7435	6-8	8	5306-225-8500	2-1	10
	18-8	8		18-3	13
	18-9	3		22-4	1
	22-2	7	5306-225-8502	3-3	5
5305-990-6444	33-20	22		6-2	1
5305-993-1848	18-9	14		12-7	23
5305-993-2457	33-26	6		22-11	5
5305-993-2461	33-7	6	5306-225-8503	5-2	8
5305-993-2463	33-23	11	5306-225-8506	22-9	16
5305-993-2738	33-21	2.3	5306-225-8509	12-7	17
5305-995-3440	22-8	3	5306-225-9081	33-17	5
5305-995-3441	33-26	2	5306-225-9082	6-14	11
5305-995-3569	33-9	11	5306-225-9084	6-13	17
5306-012-0231	5-1	12		6-15	16
5306-017-8469	3-2	9		6-21	20
5306-017-8785	3-10	2	5306-225-9086		GROUP 3307
5306-019-1676	1-4	5	5306-225-9087	3-6	12
	12-1	9			GROUP 3307
5306-019-1677	5-1	9	5306-225-9089	5-2	13
	18-2	12		18-10	1
5306-042-3545	6-11	1.7	5306-225-9092	9-1	1.3
	6-21	12	5306-225-9093	12-6	23
	22-7	13	5306-255-6562	16-2	7
5306-042-4208	1-4	1	5306-256-5540	12-6	27
	3-4	19		12-7	27
	6-22	16	5306-481-9487	12-1	15
	6-23	18	5306-678-1408	6-21	26
	6-24	17	5306-678-1412	16-2	12
5306-042-4209	5-2	22	5306-721-5944	4-1	9
5306-042-5379	18-4	7		22-2	16
5306-042-5389	18-4	4		33-6	7
5306-042-5575	33-5	8	5306-832-5733	1-2	2
5306-042-5623	5-1	22	5306-832-6188	1-1	1
	12-6	7	5306-832-6191	13-1	1
	12-7	7	5306-911-5005	4-1	19
	18-2	2	5306-988-2560	6-1	1
5306-042-5639	3-9	8	5307-017-8453	3-1	2
	12-6	17		6-3	2
5306-042-5826	6-4	3	5307-206-2604	6-15	14
5306-042-5848	3-2	5	5310-012-0377	6-13	14
	3-8	6	5310-012-0384		GROUP 3307
5306-050-0346	1-2	5	5310-012-0614		
5306-058-3708	6-21	4	5310-012-0622	6-7	2
5306-145-0616	10-2	13	5310-022-5853	10-2	1.1
5306-151-5746	12-6	1		11-2	1.1
	12-7	1	5310-042-7475	6-21	23
5306-165-8113	10-2	12	5310-045-3296	6-6	16
	11-2	12	5310-045-3299	6-7	1
5306-168-3061	18-7	6		6-9	3
5306-168-3066	16-2	14		6-17	12
5306-174-4312	10-2	1.5	5310-045-4007	6-6	7.11
	11-2	1.5		18-5	7
5306-177-5602	10-2	12	5310-050-3622	22-9	12
	11-2	12	5310-057-7080	16-2	15
5306-181-0933	11-2	13	5310-061-1258	6-13	11
5306-182-9368	14-2	2		6-16	5
5306-225-8494	33-25	2		6-18	5
5306-225-8496	6-2	5	5310-062-4954	16-2	8
	12-7	33	5310-080-6004	3-1	4
	33-25	4		12-1	16
5306-225-8497	33-17	3		12-7	29
	33-18	3	5310-080-9786	6-11	1.8
			5310-081-4219	3-3	3

Federal Stock Number Cross-Reference to Figure and Item Number—Continued

FEDERAL STOCK NUMBER	FIGURE NO	ITEM NO	FEDERAL STOCK NUMBER	FIGURE NO	ITEM NO
5310-081-4219(cont)	4-1	6	5310-407-9566(cont)	9-1	1.4
	6-2	3		10-2	1.2
	18-10	7		11-2	1.2
	22-11	3		18-10	4
	33-17	8		33-19	10
	33-19	9		33-20	16
	33-20	15		33-25	5
5310-087-4652	18-7	8	5310-514-6674	6-13	16
5310-087-7483				6-14	12
5310-088-1251	18-1	1		6-15	15
	33-9	17		6-21	19
5310-088-0552	15-3	1	5310-463-0268	6-12	13
	18-7	5	5310-514-2660	1-7	3
	33-24	9	5310-514-6674	6-15	15
5310-125-3911	10-1	12		12-6	22
	11-1	10		12-7	22
5310-126-3846	14-2	3	5310-533-4507	33-2	12
5310-150-3671	33-24	8		33-11	7
5310-167-0721	3-3	4		33-13	10
	12-7	18		33-14	6
	22-11	4		33-15	13
	33-14	7	5310-550-1130	6-7	11
	33-15	11		6-20	3
	33-15	16		6-21	9
5310-167-0821	1-10	5		6-22	11
5310-168-2935	6-7	5		6-23	13
5310-168-2941	7-1	3		6-24	13
5310-176-6611	33-17	6		6-25	6
	33-18	1		6-26	14
5310-176-6612	13-1	7		12-7	35
5310-177-1286	2-1	8		22-4	7
5310-177-1312	22-9	2		33-2	6
5310-177-1329	13-4	1		33-7	8
	22-6	7		33-14	2
5310-194-0743				33-23	4
5310-194-1483	6-9	5	5310-557-8706	6-14	9.3
5310-209-0786	1-4	4	5310-559-0070	6-7	14
	6-11	4		33-2	3
	6-24	10		33-4	6
	6-27	12		33-9	5
	12-4	20		33-11	21
	12-5	23		33-15	5
	22-9	5	5310-576-5752	6-8	2
	33-6	4		6-26	7
	33-15	4		33-26	3
	33-18	5	5310-579-0079	33-4	3
	33-26	7		33-11	17
5310-209-0788	33-1	4	5310-579-2045	15-1	1
	33-10	3	5310-582-5965	3-7	22
5310-209-0965	1-1	2		6-4	5
	10-1	2		6-5	9
	10-2	14		6-10	2
	11-1	2		6-12	14
	15-2	2		6-21	14
				12-4	24
5310-241-6921	6-12	6		12-5	27
5310-275-2075	16-2	17		6-18	13
5310-275-2088	13-1	3		18-1	5
	13-2	4		22-4	14
5310-275-2089	6-1	6		22-5	8
5310-275-6635	12-6	11		33-5	4
5310-350-2655	6-13	12		33-6	2
5310-275-6635	12-7	12		33-8	8
5310-407-9566	5-1	6		33-9	2
	5-2	12		33-20	12
	6-2	2		33-21	2.2

Federal Stock Number Cross-Reference to Figure and Item Number—Continued

FEDERAL STOCK NUMBER	FIGURE NO	ITEM NO	FEDERAL STOCK NUMBER	FIGURE NO	ITEM NO
5310-584-5272	13-1	17	5310-761-6882(cont)	6-27	16
	15-1	2		33-2	8
	33-21	1.3		33-5	3
5310-584-7799	33-24	7		33-8	7
5310-595-6326	5-1	7		33-9	16
	22-2	15		33-11	5
	33-25	6		33-13	11
5310-595-7044	6-20	2.6		33-14	3
	33-3	11		33-18	4
5310-595-7237	12-6	18		33-19	7
	22-4	3		33-20	20
5310-595-7475		GROUP 3307		33-23	5
5310-596-7686	18-9	22	5310-768-0319	6-12	10
	33-20	8		22-4	15
5310-596-7691	18-8	5		22-5	7
	18-9	11		33-7	9
	22-5	5		33-26	8
	22-8	2		15-3	9
	33-6	8	5310-771-6721		
	33-20	23	5310-772-0442		GROUP 3307
	33-25	8	5310-809-3078	33-18	2
5310-614-3505	6-1	14	5310-809-4058	6-4	6
5310-616-7998	33-8	13		6-5	10
	33-9	9		6-21	24
5310-627-6128	6-17	8		12-5	10
	12-2	9		12-7	36
5310-721-5940		GROUP 3307			GROUP 1801
5310-737-9541	1-10	4		22-10	12
	3-1	5		33-2	11
	3-9	5		33-5	5
	4-1	2		33-6	11
	6-3	3		33-7	7
	6-5	12		33-8	9
	6-13	13		33-9	3
	14-1	10		33-11	6
	12-2	1.2		33-14	4
5310-732-0558		GROUP 3307		33-15	14
5310-655-9532	1-10	9		33-19	5
5310-655-9538	14-1	3		33-20	13
5310-655-9540	10-2	7.3	5310-809-4061	18-7	7
5310-655-9541	10-1	10	5310-809-4085	1-1	5
	11-1	8		12-6	2
	33-16	3		12-7	2
5310-655-9542	16-2	11		15-3	2
5310-682-5514	5-1	15			GROUP 1801
5310-685-3194	12-7	25	5310-809-5997	18-7	4
5310-685-3228	12-1	14	5310-809-5998	6-1	18
5310-720-8208	6-14	2		33-21	1.1
	6-15	1	5310-809-6004	12-6	29
5310-728-2044	22-9	17	5310-809-8544	33-4	8
5310-732-0558	6-1	12	5310-809-8546	6-4	2
	33-24	1		18-9	15
5310-732-0559	6-3	4	5310-821-6269	6-12	11
	22-4	10		12-5	11
5310-733-4360	22-5	2	5310-832-5799	22-4	12
5310-735-1043	3-8	2	5310-832-6185	10-1	11
5310-753-4160	10-1	6		11-1	9
	13-1	6	5310-833-8567	6-12	16
5310-753-9075	3-1	8		6-13	7
5310-758-4080	7-1	2		6-16	8
5310-761-6882	3-7	21		6-17	10
	6-21	10		6-18	8
	6-22	12		6-27	6
	6-23	14		12-7	41
	6-25	5	5310-842-1490	14-1	7
	6-26	13		33-21	1.5
			5310-842-7783	15-3	10

Federal Stock Number Cross-Reference to Figure and Item Number—Continued

FEDERAL STOCK NUMBER	FIGURE NO	ITEM NO	FEDERAL STOCK NUMBER	FIGURE NO	ITEM NO
5310-850-6884	13-1	10	5310-959-7600	33-6	10
5310-851-2682	1-2	6	5310-971-7989	12-1	2
5310-877-5797	12-7	39		22-4	6
	18-8	9	5310-975-2075	3-1	6
	18-9	5		3-9	4
	22-2	9		33-8	14
5310-880-7744	33-14	8		33-9	10
	33-15	15		33-9	13
	33-19	11		33-16	2
	33-20	17	5310-982-6798	18-9	20
5310-880-7745	15-2	1	5310-983-8483	6-6	7.10
	GROUP 1801			33-4	11
5310-880-7746	1-6	3	5310-984-1259	6-1	5
	5-1	5		33-24	11
	6-15	17	5310-984-3806	2-1	12
	18-10	5		4-1	7
5310-889-2527	6-21	18		5-1	16
	6-22	15		18-3	10
	6-23	17		22-2	14
	6-24	16		22-4	11
	12-6	21		33-6	15
	12-7	21		33-20	18
	33-25	3	5310-984-3807	22-2	4
5310-889-2528	6-22	20	5310-993-2463	GROUP 3307	
	6-23	22	5310-995-3444	18-9	21
	6-24	20	5310-999-9167	16-2	4
	33-2	9	5310-999-9423	16-2	2
	33-9	21	5315-011-9120	10-2	7.5
	33-11	4		11-2	7.5
5310-891-1711	10-2	18		33-21	1.4
5310-896-1111	13-2	5.1	5315-012-0123	15-3	11
	13-3	10.2	5315-012-4553	33-24	5
5310-901-0279	3-6	13	5315-054-4190	12-2	7
5310-903-3992	4-1	3	5315-177-1333	22-9	7
5310-913-3365	6-1	3	5315-177-7565	6-6	18
	33-24	2	5315-187-9538	12-2	5
5310-930-8214	13-3	9	5315-200-8283	18-6	1
	15-3	14	5315-238-5663	12-2	12
5310-934-9747	18-5	6	5315-298-1498	33-6	5
	33-1	3	5315-514-2660	5-1	3
	33-4	4	5315-616-5526	6-1	16
	33-10	4	5315-678-1405	15-2	6
	33-11	16		15-3	6
5310-934-9751	6-6	15	5315-812-3734	33-9	18
	6-26	6	5315-816-1794	13-2	5.2
	12-6	6		13-3	10.3
	12-7	6	5315-832-6145	12-1	4
	18-9	12	5315-839-2325	33-9	19
	33-20	24	5315-839-2326	12-2	1.5
	33-26	4	5315-839-5821	12-1	17
5310-934-9757	33-9	6	5315-839-5822	13-1	11
	33-11	20		14-1	6
	33-15	6	5320-264-3282	18-6	5
5310-934-9758	22-5	6	5325-090-5426	6-27	9
5310-935-3607	10-1	15	5325-098-3377	6-21	5
	12-2	14		6-24	8
	13-1	14		6-25	1
	13-3	4		33-23	7
5310-943-2141	13-1	16	5325-124-1396	3-6	17
5310-959-1488	4-1	15		3-7	10
	33-18	9	5325-131-6197	18-2	9
	12-6	30	5325-168-7173	6-25	3
	12-7	30		6-26	3
	14-1	4	5325-276-6089	6-22	2
	16-2	5	5325-276-6205	22-7	11
	33-18	9	5325-295-1754	33-3	15

Federal Stock Number Cross-Reference to Figure and Item Number—Continued

FEDERAL STOCK NUMBER	FIGURE NO	ITEM NO	FEDERAL STOCK NUMBER	FIGURE NO	ITEM NO
5325-358-7900	6-6	23	5340-088-1255	6-22	18
5325-543-3851	6-26	1		6-23	20
5325-623-3928	6-14	7		6-24	14
	6-15	8	5340-088-6655	22-7	10
5325-682-1473	3-6	5	5340-106-0617	6-25	11
	3-7	2		6-26	15
5325-682-1614	6-26	11		33-2	14
5325-682-1741	6-12	8		33-23	8
	6-13	9	5340-126-3841	22-7	15
5325-720-9054	6-23	3	5340-151-6977	22-7	4
	6-24	3	5340-158-1433	18-9	1
5325-725-6895	33-2	15	5340-165-7769	22-6	8
	33-11	10	5340-168-7111	18-2	8
5325-727-0562	22-10	10		18-3	8
	33-23	12	5340-168-7112	18-7	10
5325-754-2240	12-4	14	5340-168-7178	6-21	15
5325-802-8390	33-13	6		6-22	4
	47-1	3		6-23	5
5325-820-3509	12-5	8	5340-168-7179	6-11	5
	33-9	15		6-23	6
5325-832-7445	12-4	8		6-24	21
5325-836-8320	22-10	9	5340-176-0935	2-1	19
5325-907-0704	18-5	8	5340-168-7233	18-1	2
	33-1	3	5340-176-0450	13-3	7
	33-10	2	5340-176-8451	18-1	6
5330-054-6880	6-6	4	5340-178-1378	4-1	16
5330-143-7002	6-7	8		33-6	16
5330-143-8710	18-3	19	5340-178-1379	4-1	11
5330-151-3843	3-5	2		33-6	6
5330-151-4056	10-2	5	5340-182-3726	6-12	12
	11-2	3	5340-182-9615	6-25	2
5330-179-0420	6-14	9.1		6-26	2
5330-209-1761	12-6	13		12-5	9
	12-7	14	5340-200-7415	6-6	11
5330-222-9036	18-4	2	5340-256-3460	6-23	2
5330-230-3719	18-4	6		6-25	4
5330-248-3844	6-6	2		6-26	4
5330-248-3846	6-6	22	5340-282-7544	12-5	18
5330-282-8866	6-6	29	5340-333-6078	3-7	25
5330-292-1614	12-6	25	5340-358-0336	3-1	9
5330-297-6329	6-7	13	5340-400-7243	13-1	18
5330-297-7106	6-17	14	5340-421-7289	12-4	9
5330-362-1413	6-6	10	5340-463-4605	18-2	1
5330-401-1508	22-9	14	5340-480-1224	6-1	2
5330-462-0907	6-18	2	5340-505-6253	18-9	9
5330-463-0200	6-16	2	5340-506-1510	18-9	6
5330-579-7911	6-5	7	5340-543-3558	18-9	7
5330-579-7914	6-5	6	5340-543-3560	33-20	21
5330-737-2705	22-4	4	5340-591-3444	18-7	2
5330-781-9861	6-14	3	5340-613-7807	1-9	2
	6-15	2	5340-613-7808	1-9	3
5330-781-9862	6-14	5	5340-678-1403	3-6	6
	6-15	4		3-7	9
5330-834-2912	1-7	5	5340-678-1413	1-1	6.4
	7-1	6	5340-678-1414	1-1	6.2
	8-1	2	5340-678-1417	18-9	2
	10-1	14	5340-678-1424	1-2	8
	11-1	12		1-5	1
5340-017-1007	13-2	5.4	5340-678-1428	1-2	3
5340-057-2904	6-26	8	5340-678-1431	2-1	6
5340-057-3037	33-2	19		12-6	31
5340-057-3042	33-23	10		12-7	31
5340-080-9853	33-8	18	5340-678-3304	1-1	6.3
5340-087-4662	33-13	9	5340-678-3305	4-1	5
5340-088-1254	6-22	10	5340-678-3306	1-1	6.1
	6-23	12	5340-682-1518	6-22	1

Federal Stock Number Cross-Reference to Figure and Item Number—Continued

FEDERAL STOCK NUMBER	FIGURE NO	ITEM NO	FEDERAL STOCK NUMBER	FIGURE NO	ITEM NO
		GROUP 3307	5925-026-4767	6-7	21
5340-689-9514	22-7	16		33-11	23
5340-737-3354	12-6	34	5925-271-8659	33-3	4
	12-7	43	5925-507-6905	6-27	8
5340-738-5988	33-11	9	5925-803-4424	33-4	5
5340-753-3740	18-2	8	5930-179-4524	6-9	6
	18-3	8	5930-269-6318	33-2	1
5340-760-7488	1-9	9	5930-307-8856	6-8	1
5340-764-2334	18-2	7	5930-350-3871	6-4	7
	18-3	6	5930-642-2452	33-3	13
	18-8	3	5930-669-6878	33-11	25
	18-9	13	5930-692-9279	6-10	5
5340-777-0037	6-22	13	5930-699-9438	6-9	1
	6-23	15	5930-755-0761	12-6	14
5340-779-5620	3-7	3	5930-771-8119	6-19	4
5340-803-7301	15-1	7	5930-796-8845	12-7	37
5340-803-7305	2-1	15	5930-832-5659	1-3	1
5340-809-1492	6-22	14	5935-306-2072	6-6	24
	6-23	16	5935-399-6676	6-11	1.1
5340-812-2035	5-1	13	5935-695-9077	6-20	2.5
5340-819-7036	5-1	19	5935-699-7827	6-27	10
	6-1	8	5935-773-1428	6-27	11
	33-24	10	5935-807-4109	6-12	7
5340-827-3262	22-9	3		6-13	8
5340-833-8476	6-18	6	5935-833-8561	6-11	1.3
5340-845-0835		GROUP 3307	5935-900-6281	33-11	14
5340-854-6729	6-25	7		33-2	20
5340-865-7404	33-23	2	5940-057-2929	6-27	5
5340-869-6210	18-9	8	5940-150-7518	3-4	1
5340-869-6211	18-9	16	5940-549-6581	6-21	3
5340-871-3858	18-6	4	5940-549-6583	6-21	2
5340-880-7497	6-21	8	5940-705-6709	6-27	14
5340-916-6539	18-9	4	5940-867-5245	6-14	6
5340-926-5449	6-21	11		6-15	5
	22-7	12	5945-789-3706	6-11	1.6
5340-927-9397	16-2	10	5960-856-1316		GROUP 3307
5340-984-6582		GROUP 3307	5970-705-6634	6-27	15
5340-984-8540	6-21	13	5975-302-1201	33-5	
	6-24	11	5975-588-0387	6-7	4
		GROUP 3307	5975-832-6852	6-9	4
5340-993-6207	3-7	23	5975-899-4606	33-7	1
	6-22	19		33-23	9
	6-23	21	5975-984-6582	3-9	1
	6-25	13		6-25	9
5340-999-9097	16-2	3		6-26	10
5355-737-1335	7-1	10		33-7	2
5355-741-1761	8-1	4		33-23	6
5360-168-7163	6-6	14	6105-512-9225	33-15	2
5360-168-7164	6-6	26	6105-567-3287		GROUP 3307
5360-176-0445	13-3	6	6115-039-8256	33-3	5
	13-2	9	6130-927-9393		GROUP 3307
5360-526-5330	6-12	19	6140-057-2553	6-21	27
5365-168-7176	6-22	5	6145-772-0853	6-27	3
	6-23	7		6-27	3
	6-24	5	6150-850-9332		GROUP 3307
5365-168-7277	13-1	20	6210-828-3680	33-3	2
5365-176-0452	2-1	16	6220-145-1342	6-14	9.2
5365-410-9797	13-1	18	6220-179-4324	6-18	1
5365-417-2855	12-2	13	6220-179-4325	6-16	1
5365-436-4807	13-1	18	6220-181-2388		GROUP 0608
5410-492-6079	33-20	9	6220-299-5564	6-7	19
5905-777-8491	33-11	19	6220-337-7345	6-7	20
5310-358-6918	6-6	17.2	6220-368-4945	6-17	7
5910-667-5076	6-6	7.9	6220-443-0589	6-12	9
5920-833-8562	6-11	1.2	6220-456-6106	6-13	10

Federal Stock Number Cross-Reference to Figure and Item Number—Continued

FEDERAL STOCK NUMBER	FIGURE NO	ITEM NO	FEDERAL STOCK NUMBER	FIGURE NO	ITEM NO
6220-538-1088	6-9	7	6680-676-9242	3-2	2
6220-669-5623	6-17	1	6680-688-9965	1-7	7
6220-670-7692	6-15	7	6680-933-3599	47-1	2
6220-678-9045	6-12	1	6680-973-4187	47-1	1
6220-678-9046	6-13	1	6685-651-9523	5-2	4
6220-678-9047	6-15	10	6685-752-7765	6-7	16
6220-693-4175	6-13	4	6685-814-5271	6-19	1
6220-695-1107	6-13	2	6810-249-9354		GROUP 0612
6220-741-5421	6-15	6	7690-477-3714	6-21	16
6220-752-6020	6-17	2	7690-477-3715	6-21	17
6220-775-2384	6-15	11	8038-027-8378	22-6	2
6220-788-5887	6-14	1	9320-752-9832		GROUP 3307
6220-792-8288	6-15	11	9320-783-7219		GROUP 3307
6220-819-7028	6-13	3	9320-783-8181		GROUP 3307
6220-846-9745	6-15	7	9320-810-0999	33-19	2.4
6220-880-1624	6-16	9	9320-810-1001	33-19	2.6
6220-880-1625	6-18	10		33-19	2.7
	6-14	4	9390-165-6006	6-25	14
	6-15	3		6-26	17
6220-966-3831	6-12	3	9390-165-6007	6-26	5
6220-998-6142	6-12	15	9390-180-7289	6-27	17
6240-019-0877	6-15	13	9905-176-0480	22-12	1
	6-16	10	9905-176-0481	22-12	1
	6-17	3	9905-176-0482	22-12	4
	6-18	11	9905-176-0483	22-12	4
6240-019-3093	6-16	3	9905-176-0484	22-12	1
	6-18	3	9905-176-0485	22-5	9
6240-044-6914	6-14	10		22-6	5
	6-16	4	9905-176-0486	22-6	1
	6-17	4	9905-176-0559	22-12	4
	6-18	4	9905-182-5041	22-6	4
6240-155-8714	33-3	3	9905-182-5043	22-6	3
6240-266-9940	6-7	9	9905-205-2795	22-5	1
6240-419-3185	6-11	2	9905-752-4649	6-12	4
6620-814-4770	6-19	2		6-13	6
6620-933-3600	6-7	18		6-27	2
6620-938-8212	6-7	17	9905-893-3570	6-27	7
6625-321-6365	6-7	3			

Reference Number Cross-Reference to Figure and Item Number

REFERENCE NUMBER	MFG CODE	FIG NO	ITEM NO	REFERENCE NUMBER	MFG CODE	FIG NO	ITEM NO
A200085-00	28501		GROUP 0608	MS21333-99	96906	6-25	13
C46-57	79960	3-1	10	MS21333-100	96906	6-22	14
C111-14	79960	3-1	9	MS21333-100	96906	6-23	16
C111-62	79960	3-1	12	MS21333-101	96906	22-7	10
C140-78	79960	3-1	11	MS21333-102	96906	6-24	11
M13486 / 1-5	81349	6-27	3	MS21333-102	96906	6-21	13
M13516 / 1-1	81349	6-7	21	MS21333-102	96906	33-23	10
MIL-H-13444	81349		GROUP 0304	MS21333-102	96906		GROUP 3307
MIL-H-13444	81349		GROUP 0306	MS21333-103	96906	6-25	7
MIL-R-3065	81349		GROUP 0304	MS21333-104	96906	6-22	10
MIL-R-3065	81349		GROUP 2202	MS21333-104	19207	6-23	12
MS9025-20	96906	33-23	2	MS21333-111	96906	33-2	19
MS15001-1	96906	9-1	2	MS21333-122	96906	6-18	6
MS15001	96906	10-2	2	MS21334-28	96906	6-21	11
MS15001-1	96906	11-2	2	MS21334-28	96906	22-7	12
MS15570-623	96906	6-16	3	MS24532-2	96906	6-7	3
MS15570-623	96906	6-18	3	MS24537-1	96906	6-19	1
MS15570-1251	96906	6-15	13	MS24538-1	96906	6-19	2
MS15570-1251	96906	6-16	10	MS24541-2	96906	6-7	17
MS15570-1251	96906	6-17	3	MS24543-2	96906	6-7	16
MS15570-1251	96906	6-18	11	MS24544-2	96906	6-7	18
MS15795-822	96906	33-24	7	MS24617-30	96906	22-12	2
MS15795-820	96906	6-1	14	MS24621-28	96906	33-3	18
MS16536-62	96906	18-6	5	MS24621-29	96906	18-3	21
MS16624-1050	96906	15-1	7	MS24621-33	96906	18-3	18
MS16626-1062	96906	2-1	15	MS24622-3	96906	33-8	17
MS17821-1-0	96906	3-9	1	MS24622-8	96906	33-11	2
MS17821-1-0	96906	6-25	9	MS24622-8	96906	33-15	9
MS17821-1-0	96906	6-26	10	MS24622-15	96906	33-8	15
MS17821-1-0	96906	33-7	2	MS24622-29	96906	33-8	11
MS17821-1-0	96906	33-23	6	MS24622-30	96906	33-6	14
MS17821-1-0	96906		GROUP 3307	MS24622-42	96906	33-8	1
MS17821-2-0	96906	33-7	1	MS24622-42	96906	33-12	1
MS17821-2-0	96906	33-23	9	MS24622-54	96906	33-14	10
MS20364-1216	96906	16-2	17	MS24629-22	96906	33-9	11
MS20364-428	96906		GROUP 3307	MS24649-34	96906		GROUP 3307
MS20365-624C	96906	13-1	3	MS24649-47	96906	33-6	9
MS20365-624C	96906	12-3	4	MS24649-56	96906	33-20	11
MS20365-720	96906	6-1	6	MS24649-56	96906	33-21	2.7
MS20392-1C7	96906	33-9	18	MS24665-132	96906	33-9	19
MS20913-1S	96906	1-4	2	MS24665-281	96906	12-2	1.5
MS20913-1S	96906	3-6	10	MS24665-285	96906	13-2	5.2
MS20913-2S	96906	1-10	3	MS24665-285	96906	13-3	10-3
MS20913-3S	96906	1-2	12	MS24665-287	96906	10-2	7.5
MS21044-N3	96906	12-7	39	MS24665-287	96906	11-2	7.5
MS21044-N3	96906	18-8	9	MS24665-287	96906	33-21	1.4
MS21044-N3	96906	18-9	5	MS24665-349	96906	12-2	5
MS21044-N3	96906	22-2	9	MS24665-351	96906	12-1	17
MS21044-N7	96906	15-3	1	MS24665-353	96906	13-1	11
MS21044-N7	96906	18-7	5	MS24665-353	96906	14-1	6
MS21044N7	96906	33-24	9	MS24665-355	96906	15-3	11
MS21045-8	96906	16-2	8	MS24665-362	96906	33-6	5
MS21083-N12	96906		GROUP 3307	MS25231-313	96906	33-3	3
MS21318-29	96906	18-6	2	MS25231-1829	96906	6-7	9
MS21333-6	96906	3-7	3	MS25231-1873	96906	6-11	2
MS21333-35	96906	12-5	18	MS25917-20	96906	33-3	4
MS21333-70	96906	22-7	16	MS27147-1	96906	33-2	20
MS21333-71	96906	6-26	8	MS27147-1	96906	33-11	14
MS21333-96	96906	6-22	18				GROUP 3307
MS21333-96	96906	6-23	20	MS27148-2	96906	6-27	5
MS21333-96	96906	6-24	14	MS27183-5	96906	6-6	7.10
MS21333-97	96906	33-8	18	MS27183-5	96906	33-4	11
MS21333-99	96906	3-7	23	MS27183-7	96906	33-4	8
MS21333-99	96906	6-22	19	MS27183-8	96906	6-4	2
MS21333-99	96906	6-23	21	MS27183-8	96906	18-9	15

Reference Number Cross-Reference to Figure and Item Number—Continued

REFERENCE NUMBER	MFG CODE	FIG NO	ITEM NO	REFERENCE NUMBER	MFG CODE	FIG NO	ITEM NO
MS27183-9	96906	18-9	20	MS35206-242	96906	33-9	22
MS27183-10	96906	6-4	6	MS35206-243	96906	3-8	1
MS27183-10	96906	6-5	10	MS35206-243	96906	6-17	6
MS27183-10	96906	6-21	24	MS35206-244	96906	33-2	4
MS27183-10	96906	12-5	10	MS35206-247	96906	6-7	22
MS27183-10	96906	12-7	36	MS35206-247	96906	33-4	9
MS27183-10	96906	GROUP 1801		MS35206-247	96906	33-11	22
MS27183-10	96906	22-10	12	MS35206-262	96906	33-20	7
MS27183-10	96906	33-2	11	MS25206-277	96906	33-6	3
MS27183-10	96906	33-5	5	MS35206-277	96906	33-15	3
MS27183-10	96906	33-6	11	MS35206-278	96906	6-24	12
MS27183-10	96906	33-7	7	MS35206-279	96906	1-4	3
MS27183-10	96906	33-8	9	MS35206-279	96906	6-7	12
MS27183-10	96906	33-9	3	MS35206	96906	6-21	7
MS27183-10	96906	33-11	6	MS35206-279	96906	6-22	9
MS27183-10	96906	33-14	4	MS35206-279	96906	6-23	11
MS27183-10	96906	33-15	14	MS35206-279	96906	6-24	15
MS27183-10	96906	33-19	5	MS35206-279	96906	6-25	12
MS27183-10	96906	33-20	13	MS35206-279	96906	6-26	16
MS27183-10	96906	GROUP 3307		MS35206-279	96906	18-1	3
MS27183-11	96906	33-18	2	MS35206-279	96906	33-2	7
MS27183-12	96906	3-3	3	MS35206-279	96906	33-14	1
MS27183-12	96906	4-1	6	MS35206-280	96906	33-13	8
MS27183-12	96906	6-2	3	MS35206-280	96906	33-20	19
MS27183-12	96906	18-10	7	MS35206-281	96906	6-27	13
MS27183-12	96906	22-11	3	MS35206-284	96906	1-5	2
MS27183-12	96906	33-17	8	MS35207-261	96906	33-20	22
MS27183-12	96906	33-19	9	MS35207-263	96906	6-26	9
MS27183-12	96906	33-20	15	MS35207-263	96906	18-8	4
MS27183-13	96906	5-1	7	MS35207-263	96906	18-9	10
MS27183-13	96906	22-2	15	MS35207-263	96906	33-25	7
MS27183-13	96906	33-25	6	MS35207-264	96906	6-8	3
MS27183-13	96906	GROUP 3307		MS35207-264	96906	18-8	8
MS27183-14	96906	3-1	4	MS35207-264	96906	18-9	3
MS27183-14	96906	12-1	16	MS35207-264	19207	18-9	3
MS27183-14	96906	12-6	29	MS35207-264	96906	22-2	7
MS27183-14	96906	12-7	29	MS35207-266	96906	18-9	21
MS27183-15	96906	18-7	7	MS35207-269	96906	33-26	2
MS27183-16	96906	1-1	5	MS35207-270	96906	22-8	3
MS27183-16	96906	12-6	2	MS35207-279	96906	33-23	11
MS27183-16	96906	12-7	2	MS35207-279	96906	GROUP 3307	
MS27183-16	96906	15-3	2	MS35207-280	96906	33-21	23
MS27183-16	96906	GROUP 1801		MS35207-281	96906	33-7	6
MS27183-17	96906	18-7	4	MS35207-284	96906	33-26	6
MS27183-18	96906	6-1	18	MS35208-70	96906	22-9	4
MS27183-18	96906	33-21	1.1	MS35267-43	96906	6-9	2
MS27199-1	96906	6-4	7	MS35268-80	96906	22-5	3
MS28775-215	96906	6-5	7	MS35307-364	96906	1-10	10
MS28775-217	96906	6-5	6	MS35333-37	96906	33-4	3
MS29513-113	96906	6-6	2	MS35333-37	96906	33-11	17
MS29513-114	96906	6-6	22	MS35333-38	96906	6-7	14
MS29523-1	96906	1-7	3	MS35333-38	96906	33-2	3
MS29523-1	96906	5-1	3	MS35333-38	96906	33-4	6
MS35000-1	96906	6-21	27	MS35333-38	96906	33-9	5
MS35058-21	96906	33-11	25	MS35333-38	96906	33-11	21
MS35059-21	96906	33-3	13	MS35333-38	96906	33-15	5
MS35190-269	96906	22-5	4	MS35333-38	96906	GROUP 3307	
MS35190-271	96906	33-8	4	MS35333-39	96906	6-8	2
MS35190-271	96906	33-12	2	MS35333-39	96906	6-26	7
MS35190-303	96906	18-2	10	MS35333-39	96906	33-26	3
MS35191-289	96906	18-5	11	MS35333-39	96906	GROUP 3307	
MS35206-227	96906	33-11	18	MS35333-40	96906	6-7	11
MS35206-228	96906	33-3	17	MS35333-40	96906	6-20	3
MS35206-230	96906	33-4	10	MS35333-40	96906	6-21	9
MS35206-241	96906	6-7	15	MS35333-40	96906	6-22	11
MS35206-242	96906	6-17	13	MS35333-40	96906	6-23	13
				MS35333-40	96906	6-24	13

Reference Number Cross-Reference to Figure and Item Number—Continued

REFERENCE NUMBER	MFG CODE	FIG NO	ITEM NO	REFERENCE NUMBER	MFG CODE	FIG NO	ITEM NO
MS35333-40	96906	6-25	6	MS35338-44	96906	3-7	22
MS35333-40	96906	6-26	14	MS35338-44	96906	6-4	5
MS35333-40	96906	12-7	35	MS35338-44	96906	6-5	9
MS35333-40	96906	22-4	7	MS35338-44	96906	6-10	2
MS35333-40	96906	33-2	6	MS35338-44	96906	6-12	14
MS35333-40	96906	33-7	8	MS35338-44	96906	6-18	13
MS35333-40	96906	33-14	2	MS35338-44	96906	6-21	14
MS35333-40	96906	33-23	4	MS35338-44	96906	12-4	24
MS35333-40	96906	GROUP 3307		MS35338-44	96906	12-5	27
MS35333-41	96906	3-3	4	MS35338-44	96906	18-1	5
MS35333-41	96906	12-7	18	MS35338-44	96906	22-4	14
MS35333-41	96906	22-11	4	MS35338-44	96906	22-5	8
MS35333-41	96906	33-14	7	MS35338-44	96906	33-5	4
MS35333-41	96906	33-15	11	MS35338-44	96906	33-6	2
MS35333-41	96906	33-15	16	MS35338-44	96906	33-8	8
MS35333-41	96906	GROUP 3307		MS35338-44	96906	33-9	2
MS35333-42	96906	22-4	3	MS35338-44	96906	33-20	12
MS35333-42	96906	12-6	18	MS35338-44	96906	33-21	2.2
MS35333-43	96906	12-1	14	MS35338-45	96906	5-1	6
MS35333-44	96906	6-9	5	MS35338-45	96906	5-2	12
MS35334-19	96906	6-12	11	MS35338-45	96906	6-2	2
MS35334-19	96906	12-5	11	MS35338-45	96906	9-1	1.4
MS35334-19	96906	33-2	12	MS35338-45	96906	10-2	1.2
MS35334-19	96906	33-11	7	MS35338-45	96906	11-2	1.2
MS35334-19	96906	33-13	10	MS35338-45	96906	18-10	4
MS35334-19	96906	33-14	6	MS35338-45	96906	33-19	10
MS35334-19	96906	33-15	13	MS35338-45	96906	33-20	16
MS35334-21	96906	33-8	13	MS35338-45	96906	33-25	5
MS35334-21	96906	33-9	9	MS35338-46	96906	1-10	4
MS35334-23	96906	12-7	25	MS35338-46	96906	3-1	5
MS35335-30	96906	33-1	4	MS35338-46	96906	3-9	5
MS35335-30	96906	33-10	3	MS35338-46	96906	4-1	2
MS35335-32	96906	18-8	5	MS35338-46	96906	6-3	3
MS35335-32	96906	18-9	11	MS35338-46	96906	6-5	12
MS35335-32	96906	22-5	5	MS35338-46	96906	6-13	13
MS35335-32	96906	22-8	2	MS35338-46	96906	14-1	10
MS35335-32	96906	33-6	8	MS35338-46	96906	12-2	1.2
MS35335-32	96906	33-20	23	MS35338-46	96906	33-16	3
MS35335-32	96906	33-25	8	MS35338-47	96906	1-1	2
MS35335-33	96906	1-4	4	MS35338-47	96906	10-1	2
MS35335-33	96906	6-11	4	MS35338-47	96906	10-2	14
MS35335-33	96906	6-24	10	MS35338-47	96906	11-1	2
MS35335-33	96906	6-27	12	MS35338-47	96906	15-2	2
MS35335-33	96906	12-4	20	MS35338-47	96906	GROUP 1801	
MS35335-33	96906	12-5	23	MS35338-48	96906	13-1	17
MS35335-33	96906	22-9	5	MS35338-48	96906	15-1	2
MS35335-33	96906	33-6	4	MS35338-48	96906	33-21	1.3
MS35335-33	96906	33-15	4	MS35387-1	96906	22-5	1
MS35335-33	96906	33-18	5	MS35392-8	96906	13-4	4
MS35335-33	96906	33-26	7	MS35478-1683	96906	6-14	10
MS35335-34	96906	6-13	16	MS35478-1678	96906	6-16	4
MS35335-34	96906	6-14	12	MS35478-1683	96906	6-17	4
MS35335-34	96906	6-15	15	MS35478-1683	96906	6-18	4
MS35335-34	96906	6-21	19	MS35490-8	96906	6-26	11
MS35335-34	96906	12-6	22	MS35490-9	96906	22-10	9
MS35335-34	96906	12-7	22	MS35490-10	96906	12-5	8
MS35335-35	96906	6-17	8	MS35490-10	96906	33-9	15
MS35335-35	96906	12-2	9	MS35490-11	96906	12-4	14
MS35338-41	96906	6-6	7.11	MS35490-14	96906	22-10	10
MS35338-41	96906	18-5	7	MS35490-14	96906	33-23	12
MS35338-42	96906	6-7	1	MS35490-14	96906	GROUP 3307	
MS35338-42	19207	6-9	3	MS35490-16	96906	6-22	2
MS35338-42	96906	6-17	12	MS35490-17	96906	33-2	15
MS35338-43	96906	6-6	16	MS35490-17	96906	33-11	10
MS35338-43	96906	18-9	22	MS35490-19	96906	6-21	5
MS35338-43	96906	33-20	8	MS35490-19	96906	6-24	8

Reference Number Cross-Reference to Figure and Item Number—Continued

REFERENCE NUMBER	MFG CODE	FIG NO	ITEM NO	REFERENCE NUMBER	MFG CODE	FIG NO	ITEM NO
MS35490-19	96906	6-25	1	MS35842-13	96906	5-2	1.1
MS35490-19	96906	6-26	1	MS35842-13	96906	7-1	7
MS35490-19	96906	33-23	7	MS35842-13	96906	33-7	10
MS35490-20	96906	6-23	3	MS35842-13	96906	33-8	5
MS35490-20	96906	6-24	3	MS35842-13	96906	33-12	3
MS35490-23	96906	33-13	6	MS35842-13	96906	33-12	6
MS35490-23	96906	47-1	3	MS35842-12	96906	33-12	7
MS35649-82	96906	6-7	2	MS35842-14	96906	33-7	4
MS35649-202	96906	22-5	6	MS35842-12	19207	33-7	12
MS35649-262	96906	18-5	6	MS35842-14	96906	33-8	3
MS35649-262	96906	33-1	3	MS35842-14	96906	33-17	2
MS35649-262	96906	33-4	4	MS35844-5	96906	1-7	5
MS35649-262	96906	33-10	4	MS35844-5	96906	7-1	5
MS35649-262	96906	33-11	16	MS35844-5	96906	8-1	1
MS35649-282	96906	33-9	6	MS35844-5	96906	10-1	13
MS35649-282	96906	33-11	20	MS35844-5	96906	11-1	11
MS35649-282	96906	33-15	6	MS35909-1	96906	6-5	3
MS35650-102	96906	GROUP 3307		MS35909-2	96906	6-5	3
MS35650-302	96906	6-26	6	MS35910-2	96906	6-5	4
MS35650-302	96906	12-6	6	MS39020-1	96906	6-12	4
MS35650-302	96906	12-7	6	MS39020-1	96906	6-13	6
MS35650-302	96906	6-6	15	MS39020-1	96906	6-27	2
MS35650-302	96906	18-9	12	MS39020-3	96906	6-27	7
MS35650-302	96906	33-20	24	MS39021-3	96906	47-1	2
MS35650-302	96906	33-26	4	MS39061-1	96906	33-2	1
MS35690-528	96906	10-2	1.1	MS39062-1	96906	33-11	23
MS35690-528	96906	11-2	1.1	MS39062-2	96906	33-4	5
MS35691-5	96906	12-1	2	MS39060-2	96906	6-9	1
MS35691-5	96906	22-4	6	MS45904-60	96906	6-11	1.8
MS35691-17	96906	1-2	6	MS45904-68	96906	6-22	20
MS35691-21	96906	3-1	6	MS45904-68	96906	6-23	22
MS35691-21	96906	3-9	4	MS45904-68	96906	6-24	20
MS35691-21	96906	33-8	14	MS45904-68	96906	33-2	9
MS35691-21	96906	33-9	10	MS45904-68	96906	33-9	21
MS35691-21	96906	33-9	13	MS45904-68	96906	33-11	4
MS35691-21	96906	33-16	2	MS45904-72	96906	6-21	18
MS35691-25	96906	10-2	18	MS45904-72	96906	6-23	17
MS35692-30	96906	13-2	5.1	MS45904-72	96906	6-24	16
MS35692-30	96906	13-3	10.2	MS45904-72	96906	12-6	21
MS35692-37	96906	14-1	7	MS45904-72	96906	12-7	21
MS35692-37	96906	33-21	1.5	MS45904-72	96906	6-22	15
MS35692-45	96906	13-1	10	MS45904-72	96906	33-25	3
MS35692-53	96906	15-3	10	MS45904-73	96906	22-9	17
MS35751-41	96906	4-1	9	MS45904-74	96906	3-6	13
MS35751-41	96906	22-2	16	MS45904-76	96906	6-13	11
MS35751-41	19207	33-6	7	MS45904-76	96906	6-16	5
MS35751-42	96906	4-1	19	MS45904-76	96906	6-18	5
MS35751-44	96906	5-1	12	MS49005-2	96906	12-7	16
MS35756-1	96906	GROUP 3307		MS49005-10	96906	1-2	10
MS35756-8	96906	6-1	16	MS51065-33-2	96906	5-2	10
MS35756-17	96906	33-24	5	MS51074-1	96906	6-20	1
MS35764-1032	96906	16-2	7	MS51085-1	96906	33-5	2
MS35764-1048	96906	10-2	21	MS51106-451	96906	15-3	7
MS35769-18	96906	1-7	5	MS51113-1	96906	6-8	1
MS35769-18	96906	7-1	6	MS51303-1	96906	6-15	7
MS35769-18	96906	8-1	2	MS51303-2	96906	6-15	7
MS35769-18	96906	10-1	14	MS51318-1	96906	6-13	1
MS35769-18	96906	11-1	12	MS51321-1	96906	33-5	8
MS35782-5	96906	1-2	9	MS51329-1	96906	6-17	1
MS35810-3	96906	12-2	1.7	MS51335-2	96906	15-1	3
MS35840-1	96906	5-1	4	MS51375-1	96906	13-4	6
MS35842-10	96906	3-1	1.4	MS51377-1	96906	13-4	5
MS35842-10	96906	3-4	13	MS51922-1	96906	18-1	1
MS35842-10	96906	3-7	20	MS51922-1	96906	33-9	17
MS35842-11	96906	33-13	1	MS51922-5	96906	33-6	10
MS35842-13	96906	3-4	17	MS51922-9	96906	2-1	12

Reference Number Cross-Reference to Figure and Item Number—Continued

REFERENCE NUMBER	MFG CODE	FIG NO	ITEM NO	REFERENCE NUMBER	MFG CODE	FIG NO	ITEM NO
MS51922-9	96906	4-1	7	MS51968-8	96906	6-3	4
MS51922-9	96906	5-1	16	MS51968-8	96906	22-4	10
MS51922-9	96906	18-3	10	MS51968-11	96906	15-2	1
MS51922-9	96906	22-2	14	MS51968-11	96906	GROUP 1801	
MS51922-9	96906	22-4	11	MS51968-14	96906	15-1	1
MS51922-9	96906	33-6	15	MS51968-15	96906	13-1	16
MS51922-9	96906	33-20	18	MS51970-3	96906	4-1	3
MS51922-13	96906	22-2	4	MS51988-5	96906	33-17	6
MS51922-17	96906	18-7	8	MS51988-5	96906	33-18	1
MS51922-21	96906	4-1	15	MS51988-7	96906	13-3	9
MS51922-21	96906	12-6	30	MS51988-7	96906	15-3	14
MS51922-21	96906	12-7	30	MS51988-10	96906	10-1	15
MS51922-21	96906	14-1	4	MS51988-10	96906	12-2	14
MS51922-21	96906	16-2	5	MS51988-10	96906	13-1	14
MS51922-21	96906	33-18	9	MS51988-10	96906	13-3	4
MS51922-29	96906	16-2	15	MS51988-12	96906	13-1	7
MS51928-3	96906	6-25	2	MS53000-1	96906	6-10	5
MS51928-3	96906	6-26	2	MS53048-9	96906	22-8	5
MS51928-3	96906	12-5	9	MS53049-1	96906	22-8	4
MS51928-5	96906	6-24	1	MS53207-265	96906	18-9	14
MS51928-8	96906	6-23	2	MS75004-1	19207	6-21	2
MS51928-8	96906	6-25	4	MS75004-2	96906	6-21	2
MS51928-8	96906	6-26	4	MS75021-2	96906	6-27	10
MS51928-10	96906	6-23	1	MS75064	96906	12-7	37
MS51928-10	96906	6-23	9	MS90160-14	96906	14-2	2
MS51928-10	96906	6-24	2	MS90707-4025	96906	22-9	3
MS51939-1	96906	18-2	7	MS90725-3	96906	3-7	24
MS51939-1	96906	18-3	6	MS90725-1	96906	33-14	11
MS51939-1	96906	18-8	3	MS90725-3	96906	6-25	8
MS51939-1	96906	18-9	13	MS90725-3	96906	33-8	10
MS51939-2	96906	18-9	4	MS90725-3	96906	33-9	20
MS51941-5	96906	33-20	9	MS90725-3	96906	33-23	14
MS51967-2	96906	3-7	21	MS90725-4	96906	6-11	3
MS51967-2	96906	6-21	10	MS90725-4	96906	6-24	9
MS51967-2	96906	6-22	12	MS90725-4	96906	33-9	1
MS51967-2	96906	6-23	14	MS90725-5	96906	12-7	34
MS51967-2	96906	6-25	5	MS90725-5	96906	22-10	4
MS51967-2	96906	6-26	13	MS90725-5	96903	33-5	15
MS51967-2	96906	6-27	16	MS90725-5	96906	33-6	1
MS51967-2	96906	33-2	8	MS90725-5	96906	33-9	14
MS51967-2	96906	33-5	3	MS90725-5	96906	33-9	14
MS51967-2	96906	33-8	7	MS90725-5	96906	33-15	12
MS51967-2	96906	33-9	16	MS90725-5	96906	33-19	4
MS51967-2	96906	33-11	5	MS90725-5	96906	33-23	3
MS51967-2	96906	33-13	11	MS90725-6	96906	6-18	12
MS51967-2	96906	33-14	3	MS90725-6	96906	6-22	21
MS51967-2	96906	33-18	4	MS90725-6	96906	6-23	23
MS51967-2	96906	33-19	7	MS90725-6	96906	6-24	19
MS51967-2	96906	33-20	20	MS90725-6	96906	GROUP 1801	
MS51967-2	96906	33-23	5	MS90725-6	96906	22-9	13
MS51967-5	96906	33-14	8	MS90725-6	96906	33-14	5
MS51967-5	96906	33-15	15	MS90725-8	96906	6-5	8
MS51967-5	96906	33-19	11	MS90725-8	96906	33-11	3
MS51967-5	96906	33-20	17	MS90725-9	96906	33-5	7
MS51967-5	96906	GROUP 3307		MS90725-10	96906	33-2	10
MS51967-8	96906	6-1	12	MS90725-11	96906	33-9	4
MS51967-8	96906	33-24	1	MS90725-29	96906	33-15	10
MS51968-2	96906	6-12	10	MS90725-29	96906	33-25	2
MS51968-2	96906	22-4	15	MS90725-31	96906	6-2	5
MS51968-2	96906	22-5	7	MS90725-31	96906	12-7	33
MS51968-2	96906	33-7	9	MS90725-31	96906	33-14	9
MS51968-2	96906	33-26	8	MS90725-31	96906	33-15	17
MS51968-5	96906	1-6	3	MS90725-31	96906	33-25	4
MS51968-5	96906	5-1	5	MS90725-32	96906	33-17	3
MS51968-5	96906	6-15	17	MS90725-32	96906	33-18	3
MS51968-5	96906	18-10	5	MS90725-32	96906	33-19	8

Reference Number Cross-Reference to Figure and Item Number—Continued

REFERENCE NUMBER	MFG CODE	FIG NO	ITEM NO	REFERENCE NUMBER	MFG CODE	FIG NO	ITEM NO
MS90725-32	96906	33-20	14	MS90726-120	96906	15-1	5
MS90725-33	96906	18-3	12	MS90726-121	96906	15-1	5
MS90725-34	96906	33-19	13	MS90726-127	96906	15-1	4
MS90725-35	96906	2-1	10	MS90726-135	96906	1-3	3
MS90725-35	96906	18-3	13	MS90726-190	96906	16-2	16
MS90725-35	96906	22-4	1	MS90727-8	96906	12-1	1
MS90725-36	96906	33-17	5	MS90727-66	96906	13-1	2
MS90725-38	96906	3-3	5	MS90727-69	96906	13-2	8
MS90725-38	96906	6-2	1	MS90727-71	96906	13-2	1
MS90725-38	96906	12-7	23	MS90727-84	96906	10-1	1
MS90725-38	96906	22-11	5	MS90727-84	96906	11-1	1
MS90725-39	96906	5-2	8	MS90727-86	96906	7-1	4
MS90725-42	96906	22-9	16	MS90727-90	96906	6-1	9
MS90725-45	96906	12-7	17	MS90727-90	96906	33-24	12
MS90725-57	96906	1-10	11	MS90727-95	96906	13-3	1
MS90725-57	96906	6-16	6	MS90727-99	96906	13-1	8
MS90725-57	96906	6-17	9	MS90727-123	96906	13-1	15
MS90725-57	96906	6-18	7	MS90728-5	96906	12-4	21
MS90725-59	96906	12-2	1.1	MS90728-5	96906	12-5	24
MS90725-60	96906	12-2	10	MS90728-64	96906	6-1	4
MS90725-61	96906	6-5	11	MS90728-64	96906	33-24	3
MS90725-61	96906	15-3	12	MS91967-8	96906	GROUP 3307	
MS90725-62	96906	1-10	2	MS500055-53	96906	13-4	7
MS90725-62	96906	14-1	9	T48-11	79960	3-1	7
MS90725-87	96906	10-2	19	T52-26	79960	3-1	8
MS90725-108	19207	5-1	20	X-2878	19728	6-6	8
MS90726-4	96906	12-4	23	XA-839	19728	6-6	18
MS90726-4	96906	12-5	26	ZZ-H-428	81349	GROUP 3303	
MS90726-5	96906	6-4	4	17-C-18035-40	80244	33-5	
MS90726-5	96906	6-10	1	33-T-233	80244	22-7	
MS90726-5	96906	12-5	12	42-C-16505	21450	5-1	2
MS90726-5	96906	33-26	10	51-A-1562-255	80244	GROUP 0612	
MS90726-5	96906	GROUP 3307		214C1K04	78940	3-5	3
MS90726-6	96906	6-20	4	615A32	78940	3-5	2
MS90726-6	96906	33-6	12	1393C1K07	78940	3-5	1
MS90726-27	96906	6-14	11	1395C2	78940	3-5	4
MS90726-29	96906	6-13	17	117957	21450	22-7	11
MS90726-29	96906	6-15	16	118831	21450	6-6	20
MS90726-29	96906	6-21	20	120377	21450	6-13	14
MS90726-31	96906	GROUP 3307		123160	21450	33-5	1
MS90726-32	96906	GROUP 3307		125859	21450	22-7	9
MS90726-33	96906	3-6	12	127950	21450	3-1	1.6
MS90726-34	96906	5-2	13	137404	21450	3-7	14
MS90726-34	96906	18-10	1	137398	21450	3-7	
MS90726-37	96906	9-1	1.3	137405	21450	1-9	5
MS90726-38	96906	12-6	23	137420	21450	1-9	14
MS90726-59	96906	4-1	13	137420	21450	3-4	10
MS90726-59	96906	33-18	7	140353	21450	33-5	9
MS90726-62	96906	22-4	5	142427	21450	1-8	
MS90726-62	96906	33-18	10	142431	21450	1-9	12
MS90726-64	96906	22-4	2	142431	21450	3-4	4
MS90726-69	96906	12-6	19	142432	21450	22-7	8
MS90726-69	96906	14-1	1	143343	21450	1-8	1
MS90726-85	96906	18-7	3	143343	21450	1-8	1
MS90726-88	96906	1-1	4	143481	21450	3-4	3
MS90726-90	96906	11-1	5	143521	21450	22-7	
MS90726-94	96906	15-3	4	178453	21450	3-1	2
MS90726-94	96906	GROUP 1801		178453	21450	6-3	2
MS90726-96	96906	10-1	8	178466	21450	3-7	4
MS90726-98	96906	15-2	4	178466	21450	22-7	14
MS90726-98	96906	GROUP 1801		178469	24617	3-2	9
MS90726-101	96906	10-1	5	178681	21450	3-6	18
MS90726-103	96906	15-3	4	178681	21450	3-7	11
MS90726-117	96906	15-1	4	178785	21450	3-10	2
MS90726-119	96906	15-1	5	178910	21450	1-9	6

Reference Number Cross-Reference to Figure and Item Number—Continued

REFERENCE NUMBER	MFG CODE	FIG NO	ITEM NO	REFERENCE NUMBER	MFG CODE	FIG NO	ITEM NO
187343	21450	1-8	3	594224	21450	6-6	30
191558	21450	22-7	5	2358620	19207	6-7	7
191676	21450	1-4	5	5160323	19207	12-6	13
191676	21450	12-1	9	5160323	19207	12-7	14
191677	21450	5-1	9	5167419	19207	12-6	15
191677	21450	18-2	12	5167419	19207	12-7	15
423439	21450	6-4	8	5167888	19207	12-6	33
423476	21450	12-5	17	516788	19207	12-7	42
423477	21450	12-5	33	5214539	19207	12-6	11
423545	21450	6-11	1.7	5214539	19207	12-7	12
423545	21450	6-21	12	5294507	19207	6-13	12
423545	24617	22-7	13	5303469	19207	12-3	4.3
424208	21450	1-4	1	5307299	19207	10-2	1.5
424208	21450	3-4	19	5307299	19207	11-2	1.5
424208	21450	6-22	16	5310615	19207	6-12	13
424208	21450	6-23	18	5346767	19207	6-6	11
424208	21450	6-24	17	5346775	19207	6-6	7.3
424209	21450	5-2	22	5346778	19207	6-6	7.12
424505	21450	3-2	3	5346782	19207	6-6	13
424633	21450	12-4	29	5346784	19207	6-6	10
424635	21450	12-4	10	5346787	19207	6-6	12
424673	21450	3-6	7	5381088	19207	6-9	7
424673	21450	3-7	8	5381233	19207	6-9	4
425379	21450	18-4	7	5601318-2	19207	18-7	9
425389	21450	18-4	4	5702186	19207		GROUP 0900
425575	21450	33-5	8	5702207	19207		GROUP 0105
425575	21450	33-5	13	5702208	19207		GROUP 0105
425623	21450	5-1	22	5702237	19207		GROUP 1002
425623	21450	12-6	7	5702237	19207		GROUP 1102
425623	21450	12-7	7	5702243	19207		GROUP 1805
425623	21450	18-2	2	5702244	19207		GROUP 1202
425639	24617	3-9	8	5702245	19207		GROUP 0605
425639	21450	12-6	17	5702246	19207	5-2	
425643	21450	12-6	25	5702247	19207		GROUP 1004
425826	21450	6-4	3	5702247	19207		GROUP 1104
425848	21450	3-2	5	5702254	19207	1-1	
425848	21450	3-8	6	5702259	19207		GROUP 3307
427475	21450	6-21	23	5703300	19207		GROUP 3307
431780	19207	18-6	1	5703303	19207		GROUP 1301
432655	21450		GROUP 3307	5703310	19207		GROUP 0609
432665	21450	6-22	1	5703312	19207		GROUP 1201
440485	21450	18-3	7	5703314	19207		GROUP 0611
441375	21450	18-2	6	5703316	19207		GROUP 0301
441375		18-3	5	5703317	19207		GROUP 0608
441375	21450	22-7	3	5703326	19207		GROUP 1805
444012	21450	6-19	3	5703381	19207		GROUP 0301
444146	24617	3-4	11	5703383	19207		GROUP 1004
444571	21450	33-16	5	5703383	19207		GROUP 1104
444577	21450	3-6	14	5703385	19207		GROUP 1004
444613	24617	3-1	1.6	5703385	19207		GROUP 1104
444683	21450	1-7	9	5704602	19207		GROUP 0605
444688	21450	1-7	8	5704603	19207		GROUP 0605
453019	21450	6-10	3	6421349	70040	1-8	4
455209	21450	6-6	27	7001423	19207	12-3	2
455210	24617	6-6	7.1	7006868	19207	3-3	2
455215	21450	6-6	25	7006868	19207	22-11	1
455219	21450	6-6	28	7012848	19207	33-2	17
500346	21450	1-2	5	7017440	19207	3-1	1.1
502204	21450	1-10	5	7017440-1	19207	3-1	1.1
503622	21450	22-9	12	7017601	19207	3-2	6
544190	21450	12-2	7	7017616	19207	12-6	28
546880	21450	6-6	4	7017616	19207	12-7	28
583708	21450	6-21	4	7017647	19207	6-3	5
585891	21450	5-1	17	7017829	19207	22-7	17
592635	21450	18-9	7	7017830	19207	22-8	1

Reference Number Cross-Reference to Figure and Item Number—Continued

REFERENCE NUMBER	MFG CODE	FIG NO	ITEM NO	REFERENCE NUMBER	MFG CODE	FIG NO	ITEM NO
7025818	19207	12-3		7331269	19207	4-1	18
7025881	19207	12-3	4.2	7331280	19207	10-1	4.1
7025882	19207	12-3	1	7331280	19207	11-1	4.1
7025883	19207	12-3	4.1	7331286	19207	22-3	2
7025887	19207	12-3	6	7331296	19207	10-2	7.4
7035410	19207	12-6	10	7331296	19207	11-2	7.4
7035410	19207	12-7	11	733.315	19207	22-2	2
7035426	19207	12-2	3	7331320	19207	18-2	5
7044860	19207	1-7	1	7331320	19207	18-3	4
7044861	19207	3-4	2	7331328	19207	6-3	1
7045096	19207	3-2	7.7	7331366	19207	4-1	10
7045097	19207	3-8	3	7331368	19207	4-1	1
7045098	19207	3-2	8	7331368	19207	33-18	8
7045799	19207	6-1	19	7331368	19207	33-18	9
7046603	19207	7-1	2	7331369	19207	18-4	5
7046621	19207	1-9	8	7331372	19207	18-4	6
7046622	19207	3-6	11	7331373	19207	18-4	2
7056634	19207	6-27	15	7331383	19207	18-3	9
7046648	19207	13-1	6	7331407	19207	12-4	2
7046648	19207	10-1	6	7331407	19207	12-5	2
7046649	19207	4-1	14	7331408	19207	5-1	13
7056709	19207	6-27	14	7331409	19207	5-1	15
7059131	19207	6-3	6	7331413	19207	22-12	4
7059147	19207	12-4	4	7331414	19207	22-12	1
7059147	19207	12-5	4	7331419	19207	22-7	1.8
7059149	19207	16-2	11	7331422-2	19207	22-7	1.1
7059536	19207	6-6	14	7331429	19207	22-7	15
7059537	19207	6-6	26	7334360	19207	22-5	2
7059815	19207	10-2	5	7345065	19207	3-6	1
7059815	19207	11-2	3	7345065	19207	3-7	13
7062167	19207	3-6	4	7340595	19207	10-2	3
7062167	19207	3-7	1	7340695	19207	10-2	3
7063812	19207	14-2	3	7340695	19207	11-2	5
7064588	19207	12-6	14	7342996	96906	13-4	3
7064900	19207	6-14	7	7345090	19207	22-3	1
7064900	19207	6-15	8	7345097	19207	22-1	5
7071436	19207	18-7	2	7345097	19207	33-22	4
7076223	19207	4	1	7345100	19207	22-1	1
7320658	19207	6-17	14	7345100	19207	33-22	1
7320691	19207	6-15	12	7345115	19207	3-6	9
7320711	19207	6-13	4	7345115	19207	3-7	7
7324397	19207	12-6	24	7345116	19207	3-6	8
7324397	19207	12-7	24	7345116	19207	3-7	6
7324407	19207	12-4	17	7345120	19207	3-6	6
7324407	19207	12-5	21	7345120	19207	3-7	9
7331162	19207	12-6	6	7345121	19207	3-6	17
7331166	19207	3-2	4	7345121	19207	3-7	10
7331166	19207	3-8	4	7345124	19207	12-4	7
7331195	19207	18-2	8	7345125	19207	12-4	6
7331195	19207	18-3	8	7345125	19207	12-5	6
7331196	19207	18-2	11	7345138	19207	12-4	16
7331197	19207	6-22	4	7345139	19207	12-4	12
7331197	19207	6-21	15	7345140	19207	18-5	2
7331197	19207	6-23	5	7345149	19207	18-5	1
7331198	19207	6-22	5	7345157	19207	33-22	5
7331198	19207	6-23	7	7345178	19207	22-7	1.3
7331198	19207	6-24	5	7345179	19207	22-7	7.2
7331229	19207	22-1	4	7345187	19207	5-1	21
7331229	19207	33-22	3	7345189	19207	18-9	2
7331243	19207	22-1	2	7345195	19207	22-3	3
7331243	19207	33-22	2	7345210	19207	6-10	4
7331256	19207	4-1	4	7345227	19207	4	2
7331260	19207	4-1	8	7345234	19207	4	3
7331265	19207	4-1	17	7345244	19207	4	5
7331267	19207	4-1	12	7345298	19207		GROUP 3307

Reference Number Cross-Reference to Figure and Item Number—Continued

REFERENCE NUMBER	MFG CODE	FIG NO	ITEM NO	REFERENCE NUMBER	MFG CODE	FIG NO	ITEM NO
7345299	19207	33-19	2.6	7697462	19207	12-4	18
7345299	19207	33-19	2.7	7697462	19207	12-5	22
7345300	19207	33-19	2.4	7697487	19207	18-1	4
7345301	19207	GROUP 3307		7697608	19207	10-2	6
7345301-1	19207	33-20	2	7697608	19207	11-2	4
7345316	19207	33-19	3.2	7700242	19207	33-9	23
7345391	19207	33-20	1	7703461	19207	3-6	5
7345392	19207	33-20	1	7703461	19207	3-7	2
7347547	19207	6-6	21	7703467	19207	6-22	6
7348578	19207	6-6	6	7703467	19207	6-23	8
7351043	19207	3-8	2	7703467	19207	6-24	6
7351165	19207	3-1	9	7720442	19207	GROUP 3307	
7355736	19207	6-1	20	7721422	19207	6-21	8
7358621	19207	6-7	20	7525940	19207	6-13	2
7358623	19207	6-7	6	7525997	19207	6-17	7
7358622	19207	6-7	19	7526020	19207	6-17	2
7358624	19207	6-7	4	7535885	19207	GROUP 3307	
7358625	19207	6-7	5	7539075	19207	3-1	8
7358626	19207	6-7	13	7716721	19207	15-3	9
7368801	19207	9-1	3	7720853	19207	6-27	3
7368808	19207	9-1	3	7722333	19207	6-27	9
7368813	19207	12-2	12	7723309	19207	6-27	8
7371194	19207	3-9	9	7728831	19207	6-25	11
7371335	19207	7-1	10	7728831	19207	6-26	15
7372262	19207	22-8	6	7728831	19207	33-2	14
7372705	19207	22-4	4	7728831	19207	33-23	8
7373354	19207	12-6	34	7731428	19207	6-27	11
7373354	19207	12-7	43	7763325	19207	33-13	9
7374881	19207	6-6	7.9	7770037	19207	6-22	13
7374885	19207	6-6	7.4	7770037	19207	6-23	15
7374887	19207	6-6	9	7950152	19207	4	4
7374888	19207	6-6	1	7951734	19207	33-3	5
7374893	19207	6-6	7.5	7951737	19207	33-3	12
7374894	19207	6-6	29	7951753	19207	33-3	6
7375146	19207	3-2	1	7951754	19207	33-3	15
7375373	19207	6-6	3	7954720-1	19207	GROUP 3307	
7375377	19207	6-6	5	7971262	19207	33-3	7
7377468	19207	2-1	9	7971263	19207	33-3	9
7385988	19207	33-11	9	7982399	19207	6-14	4
7524043	19207	33-13	2	7982399	19207	6-15	3
7528480	19207	6-15	14	7986147	19207	33-11	12
7535871	19207	33-19	12	7986167	19207	33-3	14
7535950	19207	33-5	13	7986168	19207	33-3	8
7535958	19207	33-4	1	7986170	19207	33-3	2
7535978	19207	33-16	1	7986254	19207	33-2	5
7535983	19207	1-8	8	7986297	19207	GROUP 3303	
7536094	19207	33-13	3	7986298	19207	GROUP 3303	
7536114	19207	33-16	6	7986298	19207	33-8	GROUP 3303
7536117	19207	33-18	6	7986299	19207	GROUP 3303	
7536127	19207	33-16	4	7996801	19207	10-2	4.3
7536130	19207	33-16	8	7996801	19207	11-2	6.3
7536131	19207	10-2	7.1	7996802	19207	10-1	4.2
7536131	19207	11-2	7.1	7996802	19207	11-1	4.2
7536131	19207	11-2	7.1	7996804	19207	10-2	4.1
7536132	19207	10-2	7.2	7996804	19207	11-2	6.1
7536132	19207	11-2	7.2	7996806	19207	10-1	4.3
7536140	19207	10-1	16	7996806	19207	11-1	4.3
7536140	19207	11-1	13	7998568	19207	5-2	4
7536151	19207	6-22	7	8328075	19207	6-6	17.2
7536181	19207	3-1	1.4	8328076	19207	6-6	23
7536186	19207	1-9	11	8328442	19207	12-5	32
7536186	19207	3-4	6	8329624	19207	3-7	25
7538146	19207	6-12	5	8329786	19207	6-6	24
7539030	19207	3-1	10	8329787	19207	6-6	19
7696491	19207	8-1	4	8335233	19207	6-14	8

Reference Number Cross-Reference to Figure and Item Number—Continued

REFERENCE NUMBER	MFG CODE	FIG NO	ITEM NO	REFERENCE NUMBER	MFG CODE	FIG NO	ITEM NO
8335233	19207	6-15	9	8710637	19207	33-2	22
8338561	19207	6-11	1.3	8710670	19207	33-11	24
8338562	19207	6-11	1.2	8710856	19207	33-11	19
8338564	19207	6-11	1.1	8711121	19207	33-15	8
8338566	19207	6-12	17	8712325	19207	3-6	15
8338566	19207	6-13	5	8712348	19207	GROUP 1801	
8338566	19207	6-16	7	8712351	19207	47-1	1
8338566	19207	6-17	11	8712356	19207	6-27	1
8338566	19207	6-18	9	8712357	19207	6-14	1
8338566	19207	6-27	4	8712360	19207	6-14	9.4
8338566	19207	12-7	40	8712387	19207	10-2	9
8338567	19207	12-7	41	8712387	19207	11-2	9
8338567	19207	6-12	16	8712387	19207	12-3	5
8338567	19207	6-13	7	8712391	19207	19-2	8
8338567	19207	6-16	8	8712391	19207	10-2	8
8338567	19207	6-17	10	8712391	19207	13-1	9
8338567	19207	6-18	8	8712392	19207	10-2	8
8338567	19207	6-27	6	8712392	19207	13-1	9
8338572	19207	6-20	2.5	8712393	19207	12-4	26
8338572	19207	33-3	10	8712393	19207	12-5	29
8838573	19207	6-20	2.6	8712394	19207	12-4	3
8338573	19207	33-3	11	8712394	19207	12-5	3
8342315	19207	13-4	1	8712395	19207	12-4	25
8342315	19207	22-5	11	8712395	19207	12-5	28
8342318	19207	10-2	12	8712396	19207	12-4	1
8342318	19207	11-2	12	8712396	19207	12-5	1
8342323	19207	5-2	11	8712410	19207	33-26	1
8359955	19207	18-1	2	8712418	19207	33-15	1
8359956	19207	10-1	7	8719880	19207	33-15	7
8359956	19207	11-1	6	8720053	19207	GROUP 3307	
8359973	19207	10-1	9	8720449	19207	33-3	1
8359973	19207	11-1	7	8720660	19207	33-15	2
8359976	19207	12-4	13	8724763	19207	6-27	17
8359976	19207	12-5	15	8739779	19207	22-7	
8359992	19207	3-9	3	8741435	19207	6-12	6
8359993	19207	16-2	13	8741437	19207	6-12	18
8359994	19207	16-2	1	8741441	19207	6-12	12
8376496	19207	3-2	2	8741442	19207	6-12	8
8378661	19207	6-17	5	8741442	19207	6-13	9
8386475	19207	6-14	3	8741443	19207	6-12	19
8386475	19207	6-15	2	8741446	19207	6-12	2
8386476	19207	6-14	5	8741447	19207	6-12	15
8386476	19207	6-15	4	8741461	19207	6-12	9
8386477	19207	6-14	6	8741462	19207	6-12	1
8386477	19207	6-15	5	8741491	19207	6-12	3
8389357	19207	22-5	10	8741492	19207	6-12	7
8675947	19207	33-9	12	8741492	19207	6-13	8
8675948	19207	33-13	4	8741646	19207	6-15	11
8687084	19207	6-14	2	8741648	19207	6-15	11
8687084	19207	6-15	1	8741651	19207	6-15	6
8689205	19207	33-5		8747986	19207	6-13	10
8689207	19207	1-8		8747987	19207	6-13	3
		3-4 & 3-7		8754028	19207	1-10	9
8694464	19207	6-15	10	8754029	19207	1-10	8
8699838	19207	GROUP 3307		8754032	19207	1-10	7
8705443	19207	12-6	27	8754029	19207	15-2	3
8705443	19207	12-7	27	8754039	19207	15-3	3
8707498	19207	33-3	16	8754044	19207	15-2	5
8707574	19207	33-2	13	8754044	19207	15-3	5
8707574	19207	33-11	8	8754046	19207	15-2	6
8710631	19207	33-11	11	8754046	19207	15-3	6
8710635	19207	33-2	21	8754047	19207	18-6	4
8710635	19207	33-11	15	8754060	19207	2-1	14
8710635	19207	GROUP 3307		8754067	19207	2-1	4
8710636	19207	33-11	13	8754068	19207	2-1	8

Reference Number Cross-Reference to Figure and Item Number—Continued

REFERENCE NUMBER	MFG CODE	FIG NO	ITEM NO	REFERENCE NUMBER	MFG CODE	FIG NO	ITEM NO
8754069	19207	2-1	2	8754456	19207	13-1	19
8754071	19207	2-1	3	8754466	19207	14-2	4
8754072	19207	12-6	32	8754481	19207	10-2	20
8754072	19207	12-7	32	8754482	19207	10-2	20
8754073	19207	2-1	1	8754490	19207	14-1	5
8754076	19207	2-1	11	8754523	19207	12-6	26
8754081	19207	8-1	3	8754523	19207	12-7	26
8754098	19207	7-1	9	8754526	19207	12-6	8
8754098	19207	18-4	3	8754526	19207	12-7	8
8754099	19207	7-1	8	8754527	19207	2-1	6
8754124	19207	6-20	2.2	8754527	19207	12-6	31
8754125	19207	6-20	2.1	8754527	19207	12-7	31
8754126	19207	6-4	1	8754548	19207	1-8	6
8754127	19207	6-4	9	8754549	19207	3-4	8
8754129	19207	3-9	2	8754551	19207	1-9	17
8754130	19207	3-9	6	8754554	19207	1-9	1
8754148	19207	3-9	10	8754571	19207	12-6	12
8754153	19207	3-10	1	8754571	19207	12-7	13
8754159	19207	13-1	21	8754572	19207	4-1	5
8754160	19207	13-1	21	8754579	19207	5-1	14
8754175	19207	3-9	11	8754580	19207	5-2	1.2
8754176	19207	3-10	3	8754585	19207	1-9	10
8754177	19207	3-1	3	8754586	19207	1-9	16
8754177	19207	3-10	4	8754587	19207	3-4	9
8754182	19207	1-2	1.2	8754588	19207	3-4	7
8754183	19207	1-6	1.1	8754589	19207	1-9	13
8754184	19207	1-6	2	8754589	19207	3-4	5
8754200	19207	6-13	15	8754590	19207	1-9	15
8754216	19207	1-1	6.3	8754591	19207	22-7	7.1
8754237	19207	12-1	7	8754592	19207	3-1	1.5
8754263	19207	13-1	5	8754593	19207	1-9	4
8754267	19207	12-1	8	8754593-1	19207	1-9	4
8754269	19207	12-4	9	8754594	19207	1-9	9
8754272	19207	12-2	4	8754594-1	19207	1-9	9
8754273	19207	12-2	13	8754595	19207	1-9	2
8754274	19207	12-2	6	8754596	19207	1-9	3
8754275	19207	12-1	6	8754597	19207	5-2	9
8754276	19207	12-1	12	8754598	19207	5-2	7
8754277	19207	12-1	11	8754604	19207	3-4	18
8754278	19207	12-1	4	8754613	19207	1-2	6
8754279	19207	12-1	3	8754614	19207	1-2	11
8754281	19207	12-1	15	8754617	19207	1-2	4
8754282	19207	12-1	18	8754618	19207	5-2	6
8754285	19207	12-1	10	8754620	19207	5-2	3
8754288	19207	7-1	3	8754621	19207	5-2	5
8754289	19207	12-2	2	8754622	19207	1-10	1
8754320	19207	1-5	3.2	8754623	19207	1-10	6
8754321	19207	1-5	3.1	8754624	19207	1-10	12
8754337	19207	6-5	13	8754660	19207	1-3	1
8754338	19207	6-5	1	8754661	19207	1-3	2
8754354	19207	12-1	13	8754663	19207	3-1	1.2
8754440	19207	11-2	7.3	8754667	19207	6-9	6
8754402	19207	13-1	20	8754668	19207	14-1	3
8754403	19207	13-1	20	8754669-1	19207	6-7	10
8754404	19207	13-1	20	8754676	19207	1-1	6.1
8754412	19207	1-2	8	8754679	19207	1-1	6.2
8754412	19207	1-5	1	8754683	19207	1-1	6.4
8754415	19207	13-1	13	8754688	19207	10-1	10
8754416	19207	13-1	13	8754688	19207	11-1	8
8754433	19207	1-8	7	8754689	19207	10-1	11
8754436	19207	1-8	4	8754689	19207	11-1	9
8754436	19207	1-8	5	8754698	19207	10-2	13
8754437	19207	1-2	3	8754707	19207	3-10	5
8754440	19207	10-2	7.3	8754723	19207	GROUP 1801	
8754445	19207	13-2	9	8754731	19207	13-2	12

Reference Number Cross-Reference to Figure and Item Number—Continued

REFERENCE NUMBER	MFG CODE	FIG NO	ITEM NO	REFERENCE NUMBER	MFG CODE	FIG NO	ITEM NO
8754732	19207	13-2	13	10885110	19207	6-1	5
8754737	19207	16-2	12	10885110	19207	33-24	11
8754740	19207	22-4	13	10885111	19207	6-1	10
8754741	19207	22-4	17	10885112	19207	11-2	13
8754760	19207	6-21	28	10885113	19207	11-2	8
8754761	19207	6-21	29	10885113	19207	13-2	10
8754765	19207	6-21	25	10885113	19207	13-3	8
8754793	19207	18-2	3	10885144	19207	12-4	19
8754805	19207		GROUP 1801	10885144	19207	12-5	20
8754814	19207	16-2	9	10885150	19207	16-2	14
8754815	19207	5-2	1.3	10885153	19207	22-5	12
8764823	19207	3-6	2	10885154	19207	6-20	2.4
8764823	19207	3-7	15	10885159	19207	13-2	2
8754843	19207	18-2	9	10885160	19207	13-2	2
8754850	19207	18-4	1	10885161	19207	13-2	3
8754861	19207	10-2	17	10885162	19207	13-2	3
8754862	19207	10-2	17	10885163	19207	13-2	5.4
8754863	19207	6-21	26	10885163	19207	13-3	10.1
8754891	19207	13-1	1	10885166	19207	13-2	5.3
8754900	19207	18-5	4	10885166	19207	13-3	10.4
8754948	19207	18-5	3	10885167	19207	13-2	6
8754955	19207	5-1	18	10885168	19207	13-2	7
8754955	19207	6-1	11	10885503	19207	12-6	5
8754975	19207	33-22	6	10885504	19207	12-6	9
8762696	19207	33-2	2	10885508	19207	12-6	20
9407529	19207	22-9	10	10885508	19207	12-7	20
10874979	19207	6-19	4	10885510	19207	12-6	3
10882088	19207	6-11	5	10885510	19207	12-7	3
10882088	19207	6-23	6	10885511	19207	12-6	16
10882088	19207	6-24	21	10885514	19207	2-1	5
10884910	19207		GROUP 3307	10885517	19207	12-6	4
10884934	19207	33-17	1	10885517	19207	12-7	4
10884935	19207		GROUP 3307	10885518	19207	12-6	1
10884943	19207	33-4	2	10885518	19207	12-7	1
10884969-1	19207	33-7	11	10885522	19207	5-1	19
10884970	19207	33-8	6	10885522	19207	6-1	8
10884971	19207	33-12	4	10885522	19207	33-24	10
10884982	19207	6-1	3	10885524	19207	6-1	7
10884982	19207	33-24	2	10885540	19207	7-1	1
10884984	19207	1-8	2	10885540	19207	12-1	5
10884985	19207		GROUP 3307	10885549	19207	18-6	6
10884986	19207		GROUP 3307	10885551	19207	33-5	6
10884988	19207	1-1	1	10885557	19207		GROUP 3307
10884989	19207	4-1	11	10885561	19207	33-1	2
10884989	19207	33-6	6	10885561	19207	33-10	1
10884990	19207	4-1	16	10885569	19207	1-2	1
10884990	19207	33-6	16	10885570	19207	10-1	12
10885003	19207	33-19	1.1	10885570	19207	11-1	10
10885004	19207	33-20	3	10885581	19207		GROUP 3307
10885005	19207	33-20	4	10900430	19207	6-3	6
10885006	19207	33-20	4	10906314	19207		GROUP 3307
10885007	19207		GROUP 3307	10920608	19207	33-9	24
10885008	19207	33-19	2.2	10921766	19207	33-9	7
10885009	19207	33-19	2.2	10921812	19207	33-4	12
10885009	19207	33-19	2.2	10921819	19207	13-2	14
10885010	19207	33-19	3.1	10921821	19207	33-1	1
10885012	19207	33-19	2.5	10921829	19207	33-21	2.9
10885014	19207	33-19	1.2	10921830	19207	33-21	1.6
10885015-1	19207	33-7	5	10921833	19207	33-21	1.2
10885047	19207	10-2	10	10921834	19207	33-21	2.8
10885047	19207	11-2	10	10921841	19207	33-21	2.1
10885048	19207	10-2	11	10921842	19207	13-3	9
10885048	19207	11-2	11	10921848	19207	33-21	2.6
10885102	19207	6-1	2	10921849	19207	33-21	2.5
10885108	19207	1-7	2	10921860	19207	13-4	2
10885108	19207	18-6	3	10921883	19207		GROUP 1601

Reference Number Cross-Reference to Figure and Item Number—Continued

REFERENCE NUMBER	MFG CODE	FIG NO	ITEM NO	REFERENCE NUMBER	MFG CODE	FIG NO	ITEM NO
10921884	19207	16-1	2	10950842	19207	22-7	6
10921885	19207	16-1	3	10950854	19207	33-16	7
10921886	19207	16-1	1	10950856-1	19207	13-1	18
10921887	19207	5-1	1	10950856-2	19207	13-1	18
10921892	19207	3-6	3	10950856-3	19207	13-1	18
10921892	19207	3-7	26	10950857	19207	16-2	10
10921893	19207	6-1	1	10950858-1	19207	16-2	4
10921895	19207	12-2	11	10950858-2	19207	16-2	2
10921897	19207	12-2	8	10950859	19207	16-2	3
10921898	19207	6-30	2.3	10950861	19207	22-4	9
10921905-1	19207	18-5	8	10950883	19207	18-10	10
10921905-1	19207	33-1	3	10950884	19207	18-10	3
10921905-1	19267	33-10	2	10950885	19207	18-10	9
10921906	19207	22-7	7.3	10950886	19207	18-10	8
10921908	19207	2-1	13	10950887	19207	18-10	6
10929868	19207	6-1	17	10950888	19207	18-10	2
10936812	19207	33-17	7	10950889	19207	18-10	11
10936838	19207	18-5	10	10950890-1	19207	18-8	6
10936840	19207	18-5	9	10950890-2	19207	18-9	17
10936870	19207	22-12	1	10950891	19207	18-8	10
10936882	19207	22-12	4	10950891-2	19207	18-9	18
10939501	19207	33-21	2.4	10950891-3	19207	18-9	19
10939502	19207	GROUP 3307		10950950	19207	18-8	1
10939509	19207	15-3	8	10950980	19207	6-22	8
10939511	19207	3-1	1.1	10950981	19207	6-25	10
10939512	19207	12-4	15	10950982	19207	1-7	7
10939513	19207	12-4	11	10950985	19207	22-12	3
10939515	19207	3-1	1.3	10950992	19207	6-22	17
10939520	19207	33-26	9	10950992	19207	6-23	19
10939535	19207	33-2	18	10950992	19207	6-24	18
10939547	19207	33-20	6	10995011	19207	33-19	2.1
10939551-1	19207	33-9	8	11598826	19207	18-7	1
10939551-2	19207	33-8	12	11598841	19207	22-2	13
10939563-6	19207	33-13	5	11598847	19207	18-8	2
10939563-7	19207	33-13	7	11598849	19207	18-5	5
10939569	19207	33-7	3	11598850	19207	22-1	3
10939570	19207	33-8	2	11598859	19207	22-2	1
10939572	19207	33-12	5	11598866	19207	22-2	11
10939573	19207	33-11	1	11598875-1	19207	22-2	5
10939576	19207	33-6	13	11598875-2	19207	22-2	3
10939581	19207	2-1	7	11598880	19207	33-18	11
10939599	19207	33-12	8	11598906	19207	22-1	7
10940236	19207	GROUP 2201		11598910	19207	22-1	6
10942521	19207	6-21	1	11598911	19207	22-2	12
10944427	19207	18-9	8	11598914-1	19207	22-2	10
10945121-1	19207	18-9	16	11598914-2	19207	22-2	10
10945121-2	19207	18-9	9	11598915	19207	22-2	8
10947439	19207	33-25	1	11598921	19207	22-12	1
10947439	19207	GROUP 3307		11598922	19207	22-12	4
10947517-1	19207	33-24	4	11598925	19207	6-14	9.2
10950772	19207	10-1	3	11598926	19207	6-14	9.1
10950772	19207	11-1	3	11598927	19207	6-14	9.3
10950775	19207	33-8	16	11598930	19207	3-4	1
10950776	19207	18-2	4	11598930	19207	33-17	4
10950781	19207	GROUP 3307		11598951-1	19207	13-2	11
10950786	19207	18-7	6	11598951-2	19207	13-2	11
10950807	19207	47-1	4	11598960	19207	12-2	1.4
10950808	19207	6-1	20	11598966	19207	18-8	7
10950816	19207	22-4	8	11598973	19207	12-2	1.6
10950818	19207	22-4	12	11598976	19207	12-4	8
10950821	19207	22-12	1	11598979	19207	22-7	2
10950824	19207	GROUP 3307		11598980	19207	22-7	4
10950822	19207	22-12	4	11598981	19207	18-2	1
10950831	19207	6-1	2	11598999-1	19207	22-2	5
10950838	19207	33-20	21	11598999-2	19207	22-2	5
10950839	19207	33-20	10	11599000	19207	22-2	17

Reference Number Cross-Reference to Figure and Item Number—Continued

REFERENCE NUMBER	MFG CODE	FIG NO	ITEM NO	REFERENCE NUMBER	MFG CODE	FIG NO	ITEM NO
11599001	19207	6-25	14	11630559	19207	22-1	6
1159001-1	19207	6-26	5	11630560	19207	22-1	7
11599001	19207	6-26	17	11630566	19207	18-5	5
11599002	19207	6-25	3	11630570	19207	18-2	8
11599002	19207	6-26	3	11630570	19207	18-3	8
11599015	19207	22-11	2	11630577	19207	18-9	2
11599020-1	19207	5-2	10	11630578	19207	18-9	1
11599020-1	19207	33-24	13	11630579-1	19207	18-7	2
11599021	19207	5-2	9	11630579-2	19207	18-7	10
11599021	19207	33-24	15	11630581	19207	33-26	5
11599022	19207	1-3	1	11630582-1	19207	6-21	16
11599022	19207	33-24	14	11630582-2	19207	6-21	17
11605388	19207	6-7	8	11630583	19207	33-20	21
11613407-1	19207	6-1	13	11630595	19207	13-4	1
11613407-2	19207	6-1	21	11630595	19207	22-6	7
11613407-3	19207	33-24	8	11630596	19207	10-2	12
11613631	19207	6-11	1.6	11630596	19207	11-2	12
11613632-1	19207	6-11	1.5	11630599	19207	14-2	1
11614156	19207	6-16	9	11631857	19207	6-2	4
11614157	19207	6-18	10	11639519-1	19207	6-16	2
11614174-1	19207	22-6	4	11639519-2	19207	6-18	2
11614174-4	19207	22-6	3	11639535	19207	6-18	1
11614197	19207	22-6	2	11639546	19207	6-16	1
11630402	19207	6-1	15	11639632-1	19207	13-3	5
11630414	19207	33-1	2	11639632-2	19207	13-3	5
11630414	19207	33-10	1	11639643	19207	13-2	9
11630417	19207	1-7	6	11639643	19207	13-3	6
11630418	19207	5-1	8	11639645	19207	4-1	17
11630424	19207	1-2	2	11639646	19207	15-3	13
11630437-1	19207	33-22	6	11639647-1	19207	13-3	12
11630437-2	19207	33-22	5	11639647-2	19207	13-3	13
11630456	19207	22-3	1	11639648-1	19207	13-3	3
11630463-2	19207	18-9	6	11639648-2	19207	13-3	3
11630463-3	19207	18-9	7	11639649-1	19207	GROUP 1104	
11630465	19207	18-5	2	11639649-2	19207	13-3	11
11630466	19207	18-5	4	11639650-1	19207	13-3	2
11630467	19207	18-5	1	11639650-2	19207	13-3	2
11630468	19207	18-5	3	11639652	19207	18-3	1
11630476	19207	GROUP 0608		11639656	19207	13-3	7
11630485	19207	12-4	22	11639660	19207	4-1	12
11630490-2	19207	18-9	18	11639682	19207	GROUP 2202	
11630490-3	19207	18-8	10	11639682-1	19207	22-10	1
11630490-3	19207	18-9	19	11639690	19207	22-6	8
11630491	19207	18-8	6	11639705	19207	33-18	12
11630491-2	19207	18-9	17	11639714	19207	2-1	18
11630492	19207	18-8	7	11639715	19207	2-1	19
11630493	19207	18-9	8	11639717	19207	2-1	20
11630494-1	19207	18-9	16	11639718	19207	2-1	16
11630494-2	19207	18-9	9	11639719	19207	2-1	17
11630495	19207	18-5	9	11639769	19207	3-4	12
11630496	19207	18-5	10	11639770-1	19207	12-5	19
11630497	19207	1-1	7	11639770-2	19207	12-5	14
11630498	19207	1-1	3	11639773	19207	3-7	12
11630502	19207	22-1	5	11639776	19207	12-5	16
11630502	19207	33-22	4	11639778	19207	12-5	31
11630506	19207	22-1	1	11639791	19207	12-7	19
11630506	19207	33-22	1	11639795	19207	12-7	5
11630514	19207	12-4	28	11640180	19207	33-24	4
11630515	19207	12-4	27	11640182	19207	GROUP 3307	
11630515	19207	12-5	30	11640367	19207	33-25	1
11630516	19207	12-4	5	11640665	19207	22-10	2
11630516	19207	12-5	5	11640666	19207	22-10	13
11630520	19207	6-23	10	11640667	19207	22-10	8
11630528	19207	6-11	1.4	11640669	19207	13-1	12
11630529	19207	GROUP 3307		11640670	19207	13-1	4
11630530	19207	22-1	3	11640859	19207	6-3	7

Reference Number Cross-Reference to Figure and Item Number—Continued

REFERENCE NUMBER	MFG CODE	FIG NO	ITEM NO	REFERENCE NUMBER	MFG CODE	FIG NO	ITEM NO
11640924	19207	6-6	7.2	11644912	19207	18-3	15
11640994	19207	3-3	1	11644913	19207	22-9	6
11640944	19207	3-7	17	11644914	19207	22-9	7
11641029	19207	16-2	18	11646916	19207	18-3	2
11641033	19207	3-8	5	11644921	19207	18-3	3
11641034	19207	14-1	2	11644924	19207	3-7	5
11641035	19207	14-1	8	11660407	19207	18-10	11
11641085-1	19207	18-3	14	11660414	19207	12-7	10
11641086-1	19207	18-3	16	11660419	19207	22-12	4
11641104	19207	3-7	16	11660422	19207	22-12	1
11641105	19207	3-1	1.1	11660423	19207	22-12	4
11641115	19207	22-9	11	11660426	19207	12-7	9
11641116	19207	22-9	9	11660435-2	19207	3-4	15
11644830	19207	33-1	1	11660435-3	19207	3-4	16
11644833	19207	12-2	1.3	11660435-5	19207	3-7	18
11644836	19207	33-23	1	11660436	19207	3-4	14
11644837	19207	33-23	13	11660440	19207	22-12	1
11644838	19207	33-24	6	11660442	19207	22-12	1
11644844	19207	33-24	16	11660443	19207	22-12	4
11644850	19207	3-9	7	11660444	19207	1-9	7
11644853	19207	18-1	6	11660451	19207	6-24	7
11644854	19207	10-2	9	11660454	19207	9-1	1.2
11644854	19207	11-2	9	11660454	19207	10-2	1.4
11644854	19207	12-3	5	11660454	19207	11-2	1.4
11644859	19207	22-6	1	11660455	19207	10-2	16
11644860	19207	22-5	9	11660455	19207	11-2	16
11644860	19207	22-6	5	11660458	19207	10-2	15
11644861	19207	22-10	6	11660458	19207	11-2	15
11644861-1	19207	22-10	5	11660466	19207	12-3	3
11644864	19207	22-10	7	11660495	19207	5-1	10
11644865	19207	22-10	11	11660497	19207	10-2	4.2
11644870	19207	22-04	16	11660497	19207	11-2	6.2
11644871-1	19207	6-21	22	11660498	19207	5-1	11
11644871-2	19207	6-21	21	11660506	19207	10-2	1.3
11644871-3	19207	6-22	3	11660506	19207	11-2	1.3
11644871-3	19207	6-23	4	11660507	19207	9-1	1.1
11644871-3	19207	6-24	4	11660517-1	19207	3-6	16
11644871-4	19207	6-21	6	11660519	19207	3-7	19
11644874	19207	22-9	15	11660528	19207	12-7	38
11644875	19207	22-9	2	11660529	19207	6-5	5
11644876	19207	22-9	8	11660531	19207	6-6	7.7
11644878	19207	12-5	13	11660542	19207	GROUP 0605	
11644880	19207	22-9	1	11660543	19207	6-6	7.8
11644884	19207	12-5	25	11660569-1	19207	6-5	2.1
11644886	19097	18-3	17	11660569-2	19207	6-5	2.3
11644887	19207	18-3	11	11660569-3	19207	6-5	2.2
11644889	19207	22-9	14	11662918	19207	6-11	6
11644892	19207	18-3	19	11662919	19207	6-11	7
11644896	19207	6-26	12	11662946	19207	6-11	8
11644901	19207	18-3	20	11663000	19207	22-10	14
11644904	19207	2-1	5	11663065	19207	6-6	7.6
11644909	19207	12-5	7	11663066	19207	6-6	17.1