
TECHNICAL MANUAL

ORGANIZATIONAL MAINTENANCE
REPAIR PARTS AND SPECIAL TOOLS LISTS

FOR

TRUCK UTILITY: 1/4 TON,
4X4 M151 (2320-00-542-4783)
M151A1 (2320-00-763-1092), M151A2 (2320-00-177-9258)

TRUCK, UTILITY: 1/4 TON, 4X4,
M151A1C (2320-00-763-1091),
M825 (2320-00-177-9257), 106MM RECOILLESS RIFLE

TRUCK, AMBULANCE, FRONTLINE:
1/4 TON, 4X4, M718
(2310-00-782-6056), M718A1 (2310-00-177-9256)

HEADQUARTERS, DEPARTMENT OF THE ARMY

DECEMBER 1978

Technical Manual**No. 9-2320-218-20P****HEADQUARTERS
DEPARTMENT OF THE ARMY
Washington, D.C. 15 December 1978****ORGANIZATIONAL MAINTENANCE
REPAIR PARTS AND SPECIAL TOOLS LISTS****TRUCK, UTILITY: 1/4 TON, 4X4, M151 (2320-00-542-4783),
M151A1 (2320-00-763-1092), M151A2 (2320-00-177-9258)****TRUCK, UTILITY: 1/4 TON, 4X4, M151A1C (2320-00-763-1091),
M825 (2320-00-177-9257), 106MM RECOILLESS RIFLE****TRUCK, AMBULANCE, FRONTLINE: 1/4 TON, 4X4,
M718 (2310-00-782-6056), M718A1 (2310-00-177-9256)**

Current as of 17 July 1978

REPORTING ERRORS AND RECOMMENDING IMPROVEMENTS

You can help improve this manual. If you find any mistakes or if you know of a way to improve the procedures, please let us know. Mail your letter, DA Form 2028 (Recommended Changes to Publication and Blank Forms), or DA Form 2028-2 located in the back of this manual direct to: Commander, U.S. Army Tank-Automotive Materiel Readiness Command, ATTN: DRSTA-MBA, Warren, Michigan 48090. A reply will be furnished to you.

TABLE OF CONTENTS

	Page	Illus. Figure
SECTION I. INTRODUCTION		
II. REPAIR PARTS LIST		
GROUP 01 ENGINE ASSEMBLY	3	1
0101 Crankcase, block, and cylinder head	5	2
0102 Crankshaft and related parts	7	3
0103 Flywheel assembly	9	4
0105 Valve, camshaft and timing gear	11	5/6
0106 Engine lubrication system	15	8/9
0108 Intake manifolds, exhaust manifold and related parts	21	10
02 CLUTCH		
0202 Clutch release mechanism	23	11
03 FUEL SYSTEM		
0301 Carburetor	25	12
0302 Fuel pump and fuel level sending unit	27	13/14
0304 Air cleaner	31	15/17
0306 Fuel tanks, fuel lines and fittings	37	18/22
0312 Accelerator, throttle and choke	49	23/24

*This manual supersedes TM 9-2320-218-20P, 12 January 1972, including all changes.

	Page	Illus. Figure
04 EXHAUST SYSTEM		
0401 Muffler and pipes	53	25
05 COOLING SYSTEM		
0501 Radiator and related parts	55	26
0503 Thermostat and water manifold, water pump and hoses	57	27
0505 Fan and related parts	59	28
06 ELECTRICAL SYSTEM		
0601 Generator, alternator assembly	61	29/30
0603 Starting motor	65	31/32
0605 Ignition components	69	33/35
0607 Instrument panel	77	36/39
0608 Miscellaneous items, electrical	85	40
0609 Lights	87	41/47
0610 Sending units and warning switches	101	48
0611 Horn	103	49
0612 Batteries, storage	105	50
0613 Chassis wiring	109	51/56
07 TRANSMISSION-TRANSFER		
0700 Transmission assembly	121	57
08 TRANSFER TRANSMISSION		
0803 Gearshift and controls	123	58
09 PROPELLER SHAFTS		
0900 Propeller shaft	125	73
10 FRONT AXLE		
1002 Differential, front	127	60
1004 Wheel mechanism, front	129	61
11 REAR AXLE		
1102 Differential, rear	133	62
1104 Wheel mechanism	135	63
12 BRAKES		
1201 Handbrakes	139	64/65
1202 Service brakes	143	66
1204 Hydraulic brake system	145	67/70
13 WHEELS, HUBS, DRUMS		
1301 Suspension assembly	159	71/74
14 STEERING		
1401 Steering assembly	167	75/76
15 FRAME, TOWING ATTACHMENTS		
1501 Frame assembly	171	77
1503 Pintle and towing attachments	173	78/80
1504 Spare wheel carrier, tire lock	179	81

	Page	Illus. Figure
16 SPRINGS AND SHOCK ABSORBERS		
1601 Springs	181	82
1604 Shock absorbers	183	83
18 BODY, CAB, HOOD, HULL		
1801 Body, cab, and hood	185	84/86
1805 Floors, transmission cover plate and related parts	191	87
1806 Upholstery and seats	193	88/89
1808 Ambulance litter rails, straps	197	90/93
1812 Special purpose bodies	207	94
22 BODY ACCESSORIES		
2201 Canvas curtains and supports	209	95/97
2202 Accessory items	215	98/106
2210 Data and instruction plates	233	107
33 SPECIAL PURPOSE KITS		
3303 Winterization kits	235	108/122
3305 Deep water fording kit	265	123/125
3307 Special purpose kits	271	126/133
47 GAGES (NON-ELECTRICAL)		
4701 Speedometer and related parts	287	134
95 GENERAL USE STANDARDIZED PARTS		
9501 Bulk material	289	
SECTION III. SPECIAL TOOLS LIST		
Group 26 SPECIAL TOOLS AND TEST EQUIPMENT		
2604 Special tools	291	135
SECTION IV. NSN/PART NO. INDEX	293	

Section I. INTRODUCTION

1. Scope. This manual lists spares and repair parts; special tools; special test, measurement, and diagnostic equipment (TMDE), and other special support equipment required for performance of organizational, direct support, and general support maintenance of the M151 series of vehicles. It authorizes the requisitioning and issue of spares and repair parts as indicated by the source and maintenance codes.

2. General. This Repair Parts and Special Tools List is divided into the following section:

a. Section II. Repair Parts List. A list of spares and repair parts authorized for use in the performance of maintenance. The list also includes parts which must be removed for replacement of the authorized parts. Parts lists are composed of functional groups in numeric sequence, with the parts in each group listed in figure and item number sequence. Bulk materials are listed in NSN sequence.

b. Section III. Special Tools List. A list of special tools, special TMDE, and other special support equipment authorized for the performance of maintenance.

c. Section IV. National Stock Number and Part Number Index. A list, in National item identification number (NIIN) sequence, of all National stock numbers (NSN) appearing in the listings, followed by a list in alphanumeric sequence of all part numbers appearing in the listings. National stock numbers and part numbers are cross-referenced to each illustration figure and item number appearance. This index is followed by a cross-reference list of reference designators to figure and item numbers.

3. Explanation of Columns.

a. Illustration. This column is divided as follows:

(1) *Figure Number.* Indicates the figure number of the illustration on which the item is shown.

(2) *Item Number.* The number used to identify item called out in the illustration.

b. Source, Maintenance, and Recoverability (SMR) Codes.

(1) *Source code.* Source codes indicate the manner of acquiring support items for maintenance, repair, or overhaul of end items. Source codes are entered in the first and second positions of the Uniform SMR Code format as follows:

Code	Definition
PA	— Item procured and stocked for anticipated or known usage.
PB	— Item procured and stocked for insurance purpose because essentiality dictates that a minimum quantity be available in the supply system.
PC	— Item procured and stocked and which otherwise would be coded PA except that it is deteriorative in nature.
PD	— Support item, excluding support equipment, procured for initial issue or outfitting and stocked only for subsequent or additional initial issues or outfittings. Not subject to automatic replenishment.
PE	— Support equipment procured and stocked for initial issue or outfitting to specified maintenance repair activities.
PF	— Support equipment which will not be stocked but which will be centrally procured on demand.
PG	— Item procured and stocked to provide for sustained support for the life of the equipment. It is applied to an item peculiar to the equipment which, because of probable discontinuance or shutdown of production facilities, would prove uneconomical to reproduce at a later time.
KD	— An item of a depot overhaul/repair kit and not purchased separately. Depot kit defined as a kit that provides items required at the time of overhaul or repair.
KF	— An item of a maintenance kit and not purchased separately. Maintenance kit defined as a kit that provides an item that can be replaced at organizational or intermediate levels of maintenance.
KB	— Item included in both a depot overhaul/repair kit and a maintenance kit.
MO	— Item to be manufactured or fabricated at organizational level.
MF	— Item to be manufactured or fabricated at the direct support maintenance level.

MH	— Item to be manufactured or fabricated at the general support maintenance level.	O	— Support item is removed, replaced, used at the organizational level.
MD	— Item to be manufactured or fabricated at the depot maintenance level.	F	— Support item is removed, replaced, used at the direct support level.
AO	— Item to be assembled at organizational level.	H	— Support item is removed, replaced, used at the general support level.
AF	— Item to be assembled at direct support maintenance level.	D	— Support items that are removed, replaced, used at depot, mobile depot, or specialized repair activity only.
AH	— Item to be assembled at general support maintenance level.		
AD	— Item to be assembled at depot maintenance level.		
XA	— Item is not procured or stocked because the requirements for the item will result in the replacement of the next higher assembly.		
XB	— Item is not procured or stocked. If not available through salvage, requisition.		
XC	— Installation drawing, diagram, instruction sheet, field service drawing, that is identified by manufacturer's part number.		
XD	— A support item that is not stocked. When required, item will be procured through normal supply channels.		

NOTE

Cannibalization or salvage may be used as a source of supply for any items coded above except those coded XA and aircraft support items as restricted by AR 700-42.

(2) *Maintenance Code.* Maintenance codes are assigned to indicate the levels of maintenance authorized to USE and REPAIR support items. The maintenance codes are entered in the third and fourth positions of the Uniform SMR Code format as follows:

(a) The maintenance code entered in the third position will indicate the lowest maintenance level authorized to remove, replace, and use the support item. The maintenance code entered in the third position will indicate one of the following levels of maintenance:

Code	Application/Explanation
C	— Crew or operator maintenance performed within organizational maintenance.

(b) The maintenance code entered in the fourth position indicates whether the item is to be repaired and identifies the lowest maintenance level with the capability to perform complete repair (i.e., all authorized maintenance functions). This position will contain one of the following maintenance codes.

Code	Application/Explanation
O	— The lowest maintenance level capable of complete repair of the support item is the organizational level.
F	— The lowest maintenance level capable of complete repair of the support item is the direct support level.
H	— The lowest maintenance level capable of complete repair of the support item is the general support level.
D	— The lowest maintenance level capable of complete repair of the support item is the depot level.
L	— Repair restricted to Specialized Repair Activity.
Z	— Nonreparable. No repair is authorized.
B	— No repair is authorized. The item may be reconditioned by adjusting, lubricating, etc., at the user level. No parts or special tools are procured for the maintenance of this item.

(3) *Recoverability Code.* Recoverability codes are assigned to support items to indicate the disposition action on unserviceable items. The recoverability code is entered in the fifth position of the Uniform SMR Code format as follows:

Recoverability Codes	Definition
Z	— Nonreparable item. When unserviceable, condemn and dispose at the level indicated in position 3.

- O — Reparable item. When uneconomically reparable, condemn and dispose at organizational level.
- F — Reparable item. When uneconomically reparable, condemn and dispose at the direct support level.
- H — Reparable item. When uneconomically reparable, condemn and dispose at the general support level.
- D — Reparable item. When beyond lower level repair capability, return to depot. Condemnation and disposal not authorized below depot level.
- L — Reparable item. Repair, condemnation, and disposal not authorized below depot/specialized repair activity level.
- A — Item requires special handling or condemnation procedures because of specific reasons (i.e., precious metal content, high dollar value, critical material or hazardous material). Refer to appropriate manuals/directives for specific instructions.

c. National Stock Number. Indicates the National stock number assigned to the item and which will be used for requisitioning.

d. Part Number. Indicates the primary number used by the manufacturer (individual, company, firm, corporation, or Government activity), which controls the design and characteristics of the item by means of its engineering drawings, specifications, standards, and inspection requirements to identify an item or range of items.

NOTE

When a stock numbered item is requisitioned, the item received may have a different part number than the part being replaced.

e. Federal Supply Code for Manufacturer (FSCM). The FSCM is a 5-digit numeric code listed in SB 708-42 which is used to identify the manufacturer, distributor, or Government agency, etc.

f. Description. Indicates the Federal item name and, if required, a minimum description to identify the item. Items that are included in kits and sets are listed below the name of the kit or set with the quantity of each item in the kit or set indicated in the quantity incorporated in unit column. When the part to be used

differs between serial numbers of the same model, the effective serial numbers are shown as the last line of the description. In the Special Tools List, the initial basis of issue (BOI) appears as the last line in the entry for each special tool, special TMDE, and other special support equipment. When density of equipments supported exceeds density spread indicated in the basis of issue, the total authorization is increased accordingly.

g. Unit of Measure (U/M). Indicates the standard of the basic quantity of the listed item as used in performing the actual maintenance function. This measure is expressed by a two-character alphabetical abbreviation (e.g., ea, in, pr, etc). When the unit of measure differs from the unit of issue, the lowest unit of issue that will satisfy the required units of measure will be requisitioned.

h. Quantity Incorporated in Unit. Indicates the quantity of the item used in the breakout shown on the illustration figure, which is prepared for a functional group, subfunctional group, or an assembly. A "V" appearing in this column in lieu of a quantity indicates that no specific quantity is applicable, (e.g., shims, spacers, etc).

4. Special Information.

a. Usable on codes are shown in the description column. Uncoded items are applicable to all models. Identification of the usable codes used in this publication are:

Code	Used On
910	M151
178	M151A1
911	M151A1C
B32	M151A2
243	M718
B30	M718A1
B31	M825

b. Detailed manufacturing instructions for items source coded to be manufactured or fabricated are found in TM 9-2320-218-20. Bulk materials required to manufacture items are listed in the Bulk Material Group of this manual.

c. Detailed assembly instructions for items source coded to be assembled are found in TM 9-2320-218-20. Assemble components are listed immediately following the item to be assembled.

d. Repair parts kits and gasket sets appear as the last entries of the functional group in which the applicable assembly is listed.

e. (Applicable to revisions or changes only). Action change codes indicated in the left-hand margin of the listing page denote the following:

N—Indicates an added item.

C—Indicates a change in data.

R—Indicates a change in NSN only.

f. The following publications pertain to the M151 series of vehicles and their components:

LO 9-2320-218-12	Lubrication Order
TM 9-2320-218-10	Operator's Manual
TM 9-2320-218-20	Organizational Maintenance Manual
TM 9-2320-218-20P	Organizational Maintenance Repair Parts and Special Tools List

5. How to Locate Repair Parts.

a. *When National Stock Number or Part Number is Unknown:*

(1) *First.* Using the table of contents, determine the functional group or subgroup, i.e., engine, engine assembly, transmission, transmission assembly, within which the repair part belongs. This is necessary since illustrations are prepared for functional groups or subgroups, and listings are divided into the same groups.

(2) *Second.* Find the illustration covering the functional group or subgroup to which the item belongs.

(3) *Third.* Identify the item on the illustration and note the illustration figure and item number of the item.

(4) *Fourth.* Using the Repair Parts Listing, find the figure and item number noted on the illustration.

b. *When National Stock Number or Part Number is Known:*

(1) *First.* Using the Index of National Stock Numbers and Part Numbers, find the pertinent National stock number or part number. This index is in ascending NSN sequence followed by a list of part numbers in ascending alphanumeric sequence, cross-referenced to the illustration figure number and item number.

(2) *Second.* After finding the figure and item number, locate the figure and item number in the repair parts list.

6. Abbreviations and Symbols.

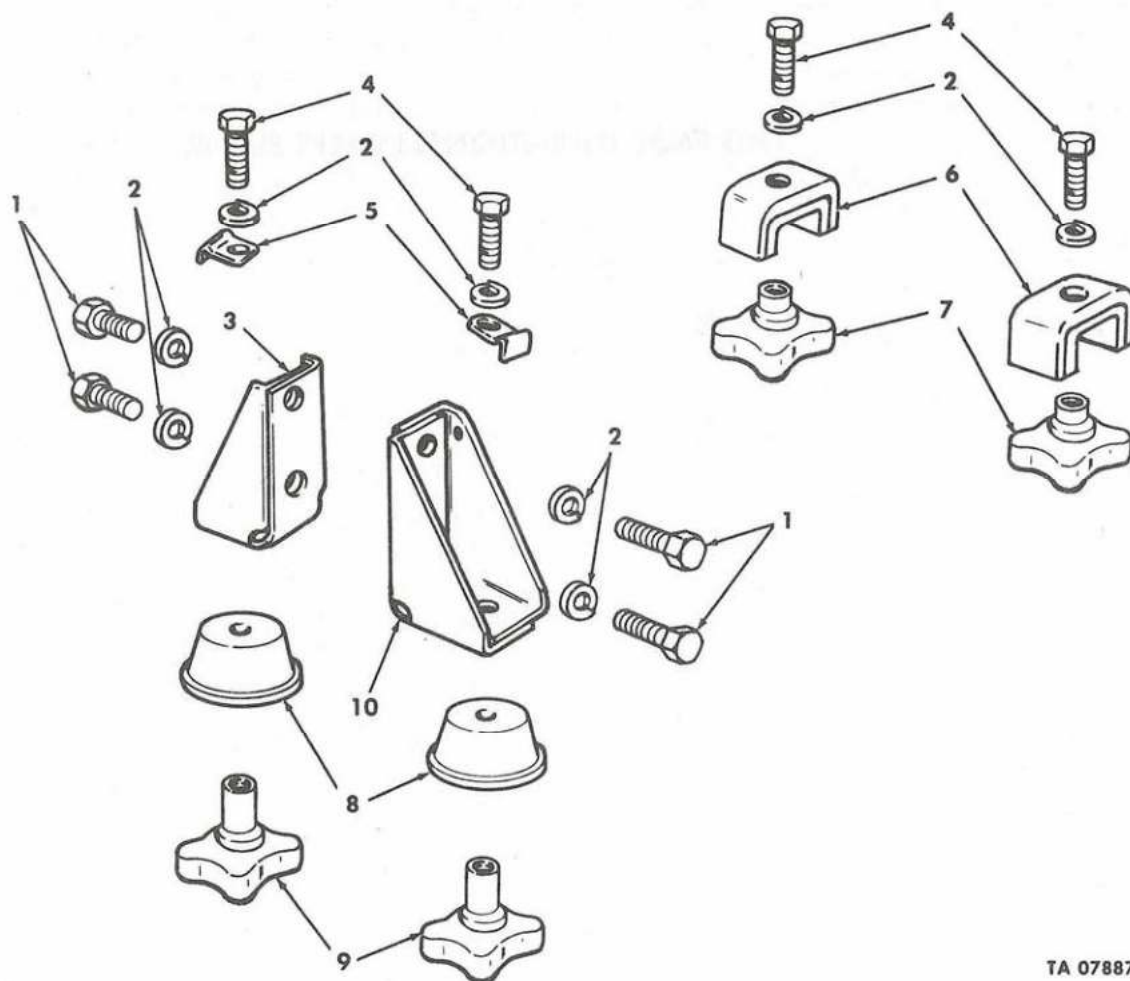
a. *Abbreviations.*

Abbreviation	Explanation
al	aluminum
alloy-S	alloy steel
AWG	American Wire Gauge
br	brass
brg	bearing
cand	candelabra
carb-S	carbon steel
cd	cadmium
cond	conductor
cop	copper
cp	candlepower
ctd	coated
deg	degree
dia	diameter
ea	each
fil	filament
fin	finish
ft	foot
hex	hexagon
hyd	hydraulic
id	inside diameter
in	inch(es)
int-teeth	interlocking teeth
lg	long (length)
lh	left hand
max	maximum
med	medium
min	minimum
mm	millimeter
NC	American National Coarse Thread
NEF	American National Extra Fine Thread
neg	negative
NF	American National Fine Thread

No.....number
 NPTFAmerican Standards Taper Pipe
 Threads (Dryseal)
 od.....outside diameter
 phos.....phosphate
 pltdplated
 pos.....positive
 rh.....right hand
 S.....steel
 sgle.....single
 sil.....silver
 sq.....square

srsingle roll
 stdstandard
 synsynthetic
 thkthick
 tndtinned
 tuntungsten
 UNCUnified Coarse Thread
 Vvolt
 wwide (width)
 w/with
 w/owithout
 znzinc

THIS PAGE INTENTIONALLY LEFT BLANK



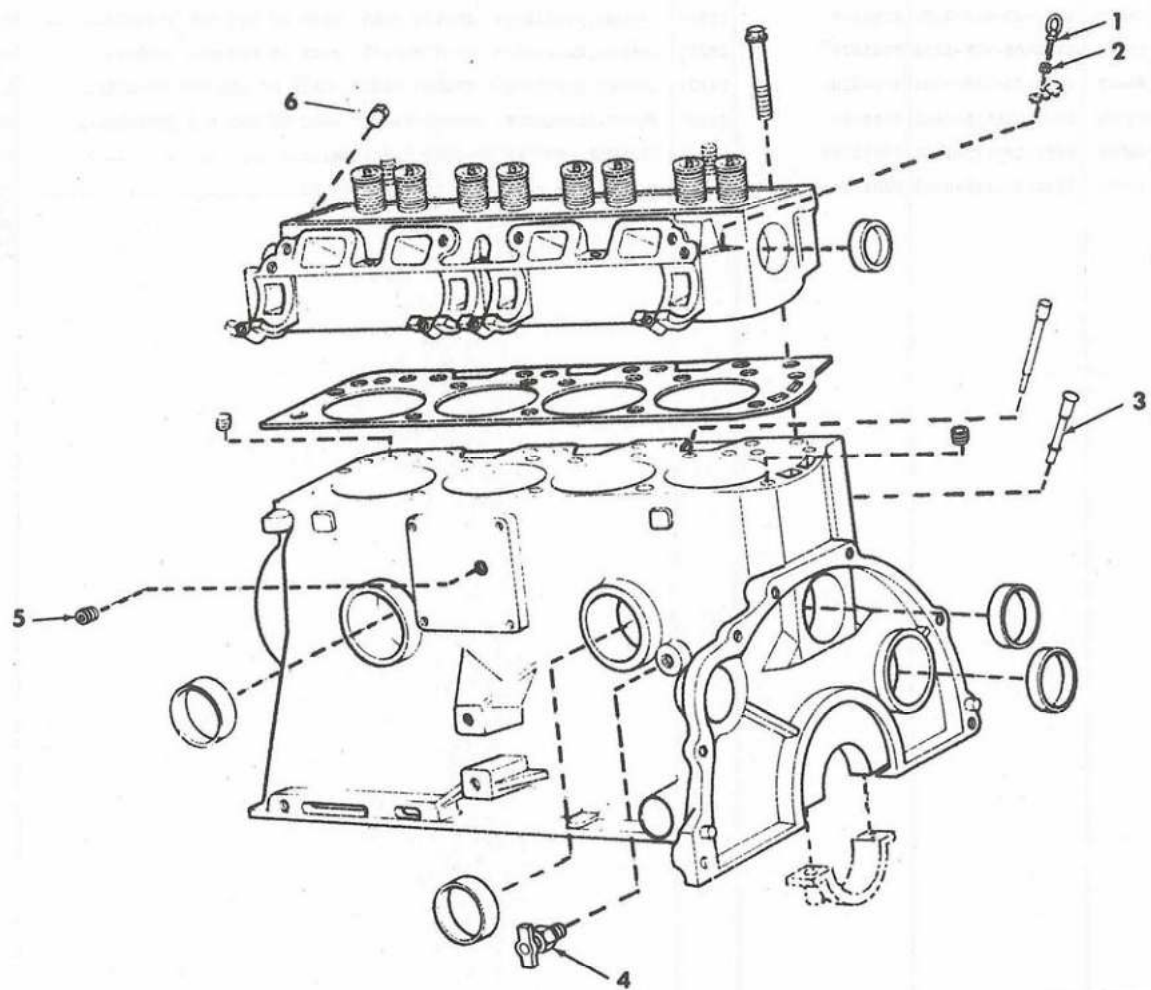
TA 078877

Figure 1. Engine Mounts and Related parts.

SECTION II

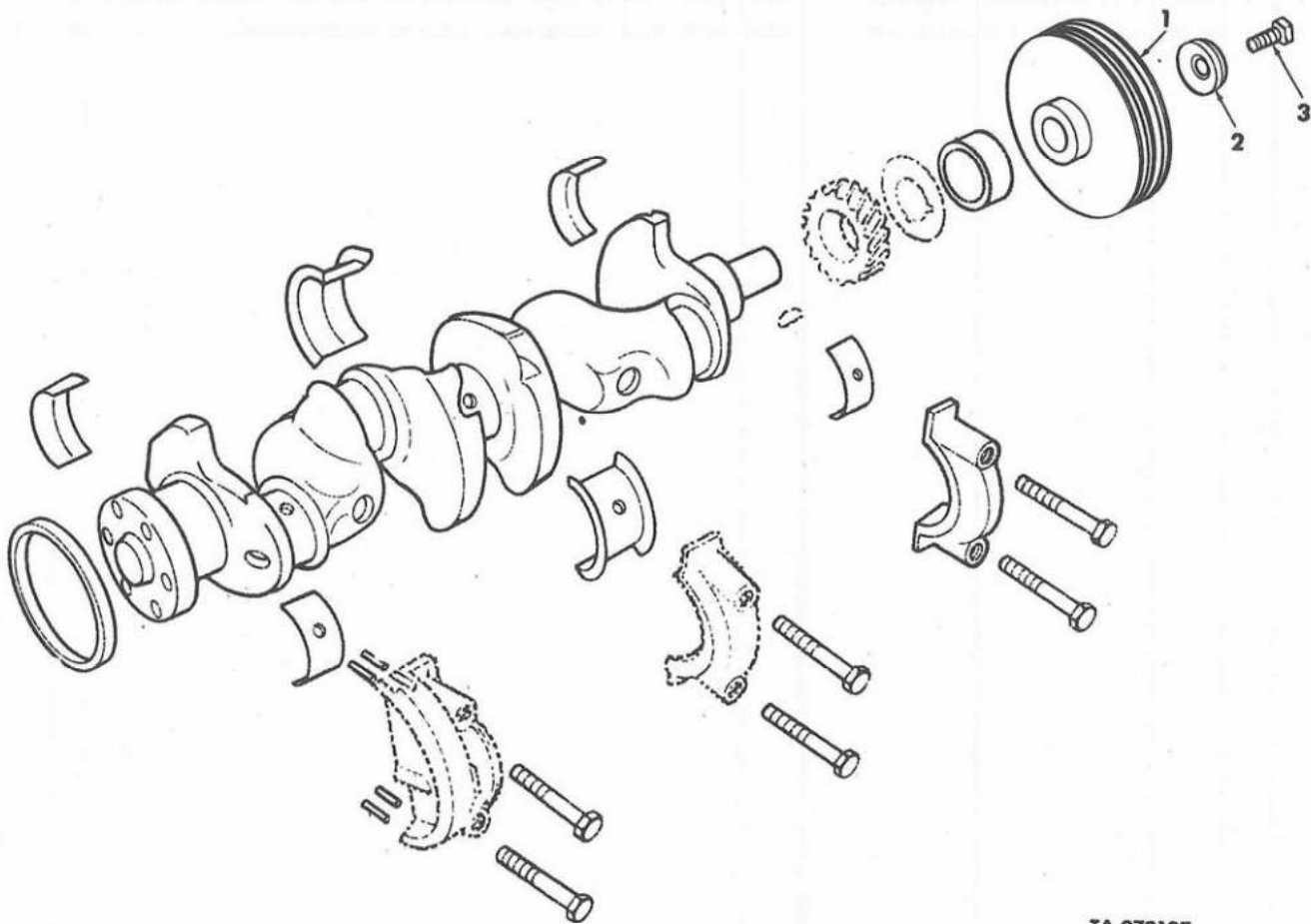
TM9-2320-218-20P

(1) ILLUSTRATION		(2)	(3)	(4)	(5)	(6)	(7)	(8)
(a) FIG NO.	(b) ITEM NO.	SMR CODE	FEDERAL STOCK NUMBER	PART NUMBER	FSCM	DESCRIPTION USABLE ON CODE	U/M	QTY INC IN UNIT
						GROUP 0100 ENGINE ASSEMBLY		
1	1	PAOZZ	5306-00-832-6188	10884988	19207	BOLT,MACHINE 7-16 14UNC3A 1 IN. LG ENGINE SUPPORT BRACKET...	EA	4
1	2	PAOZZ	5310-00-209-0965	MS35338-47	96906	WASHER, LOCK ENGINE SUPPORT BRACKETS. ATTACHING (4) FRONT MOUNTS (2) REAR X MOUNTS (2).....	EA	8
1	3	PAOZZ	2990-00-234-1259	11630498	19207	BRACKET ENGINE SUPPORT FRONT RH.....	EA	1
1	4	PAOZZ	5305-00-710-4193	MS90726-88	96906	SCREW,CAP,HEXAGON ENGINE FRONT MOUNT 2, ENGINE REAR MOUNT 2.....	EA	4
1	5	PAOZZ	5310-00-809-4085	MS27183-16	96906	WASHER,FLAT ENGINE FRONT MOUNT.....	EA	2
1	6	PAOZZ	5340-00-678-3306	8754676	19207	.MOUNT,RESILIENT ENGINE REAR PART OF KIT P/N 5702254.....	EA	2
1	7	PAOZZ	5340-00-678-1414	8754679	19207	.MOUNT,RESILIENT ENGINE REAR PART OF KIT P/N 5702254.....	EA	2
1	8	PAOZZ	5340-00-678-3304	8754216	19207	.MOUNT,RESILIENT ENGINE FRONT PART OF KIT P/N 5702254.....	EA	2
1	9	PAOZZ	5340-00-678-1413	8754683	19207	MOUNT,RESILIENT ENGINE FRONT PART OF KIT P/N 5702254.....	EA	2
1	10	PAOZZ	2990-00-234-1257	11630497	19207	BRACKET ENGINE SUPPORT FRONT LH.....	EA	1
1		PAOZZ	2990-00-886-8082	5702254	19207	MOUNT SET RESILIENT ENGINE SUPPORT.....	EA	1
1	6					MOUNT,RESILIENT	EA	2
1	7					MOUNT,RESILIENT	EA	2
1	8					MOUNT,RESILIENT	EA	2
1	9					MOUNT,RESILIENT	EA	2



TA 079136

Figure 2. Engine Block and Cylinder Head.



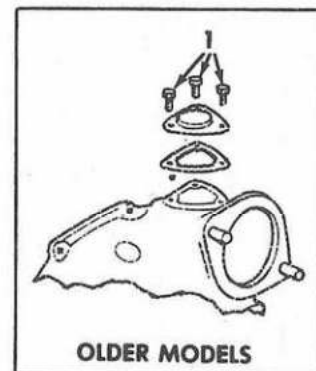
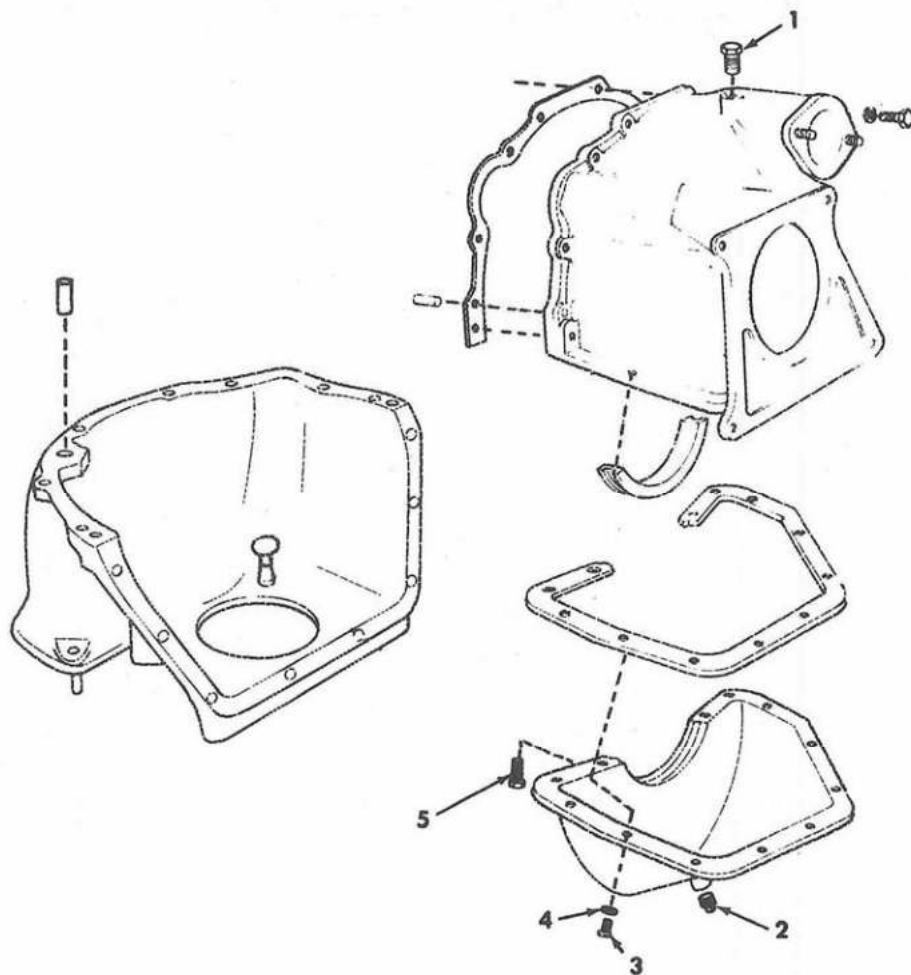
TA 079137

Figure 3. Crankshaft and Related Parts.

SECTION II

TM9-2320-218-20P

(1) ILLUSTRATION		(2)	(3)	(4)	(5)	(6)	(7)	(8)
(a) FIG NO.	(b) ITEM NO.	SMR CODE	FEDERAL STOCK NUMBER	PART NUMBER	FSCM	DESCRIPTION USABLE ON CODE	U/M	QTY INC IN UNIT
						GROUP 0102 CRANKSHAFT AND RELATED PARTS		
3	1	PAOZZ	3020-00-832-5659	11599022	19207	PULLEY, GROOVED CRANKSHAFT 60 AMP ALTERNATOR	EA	1
3	1	PAOZZ	3020-00-678-1365	8754660	19207	PULLEY, GROOVED CRANKSHAFT 25 AMP GENERATOR....178,243,910,911	EA	1
3	2	PAOZZ	5305-00-724-6768	MS90726-135	96906	SCREW, CAP, HEXAGON DRIVE PULLEY TO CRANKSHAFT.....	EA	1
3	3	PAOZZ	5310-00-410-5754	8754661	19207	WASHER, FLAT CRANKSHAFT PULLEY.....	EA	1



TA 079138

Figure 4. Flywheel Housing and Related Parts.

SECTION II

TM9-2320-218-20P

(1) ILLUSTRATION		(2)	(3)	(4)	(5)	(6)	(7)	(8)
(a) FIG NO.	(b) ITEM NO.	SMR CODE	FEDERAL STOCK NUMBER	PART NUMBER	FSCM	DESCRIPTION USABLE ON CODE	U/M	QTY INC IN UNIT
						GROUP 0103 FLYWHEEL ASSEMBLY		
4	1	PAOZZ	5306-JJ-J42-4208	424208	21450	BOLT AND POWER PLANT TO GRJUND.....	EA	1
4	2	PAOZZ	4730-00-221-2136	MS20913-1 S	96906	PLUG, PIPE SQUARE HEAD, FLYWHEEL HOUSING COVER.....	EA	1
4	3	PAOZZ	5305-00-988-1723	MS35206-279	96906	SCREW, MACHINE FLYWHEEL HOUSING COVER TO HOUSING.....	EA	10
4	4	PAOZZ	5310-JJ-209-0786	MS35335-33	96906	WASHER, LOCK FLYWHEEL HOUSING COVER TO HOUSING.....	EA	10
4	5	PAOZZ	5305-00-019-1676	752072 5	19207	SCREW, ASSEMBLED FLYWHEEL HOUSING COVER TO ENGINE.....	EA	2

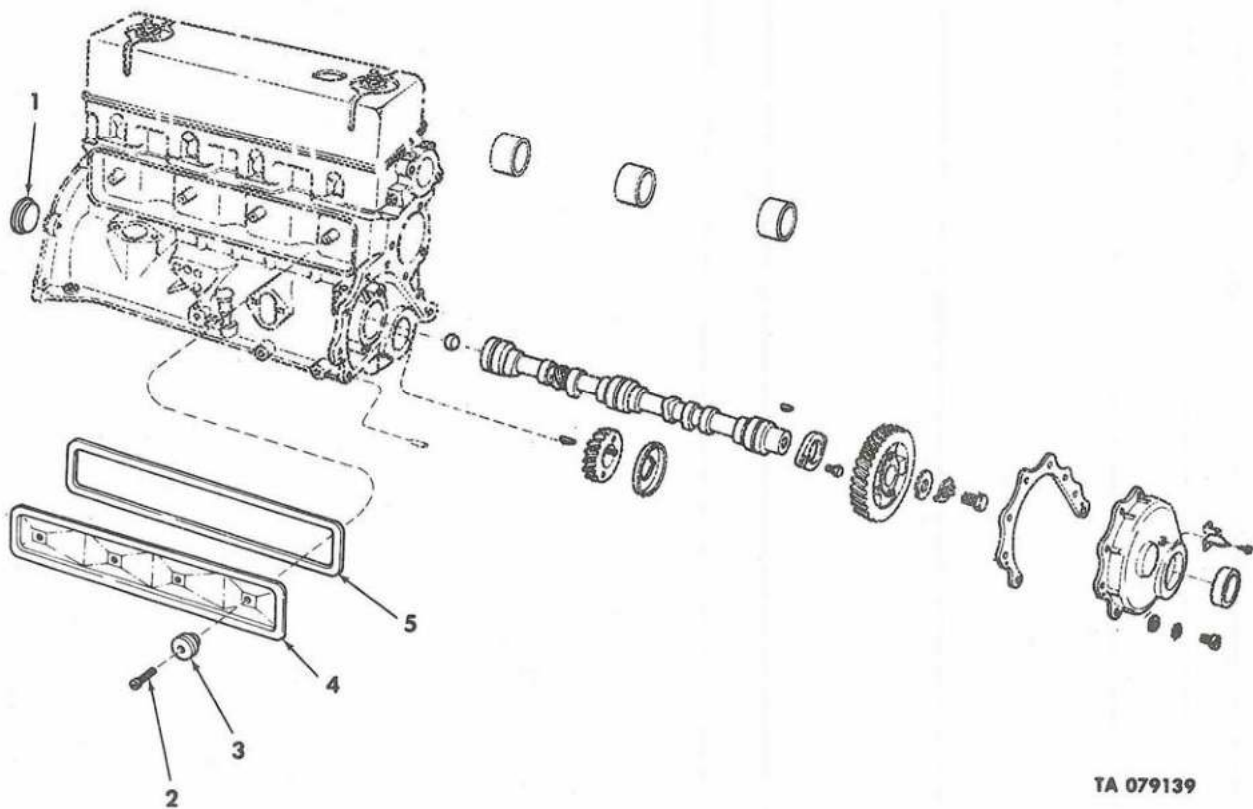


Figure 5. Camshaft, Timing Gear and Valve Push Rod covers.

SECTION 11

TM9-2320-218-20P

(1) ILLUSTRATION		(2)	(3)	(4)	(5)	(6)	(7)	(8)
(a) FIG NO.	(b) ITEM NO.	SMR CODE	FEDERAL STOCK NUMBER	PART NUMBER	FSCM	DESCRIPTION USABLE ON CODE	U/M	QTY INC IN UNIT
GROUP 0105 VALVE, CAMSHAFT AND TIMING GEAR								
5	1	PAOZZ	5340-30-578-1424	8754412	19207	PLUG, EXPANSION CYLINDER BLOCK.....	EA	1
5	2	PAOZZ	5305-30-968-1170	MS35206-284	96906	SCREW, MACHINE VALVE PUSH ROD COVER.....	EA	4
5	3	KFOZZ		8754321	19207	SEAL ASSEMBLY VALVE PUSH ROD COVER.....	EA	4
5	4	XBOZZ		8754319	19207	COVER VALVE PUSH ROD.....	EA	1
5	5	KFOZZ		8754320	19207	GASKET VALVE PUSH ROD COVER.....	EA	1

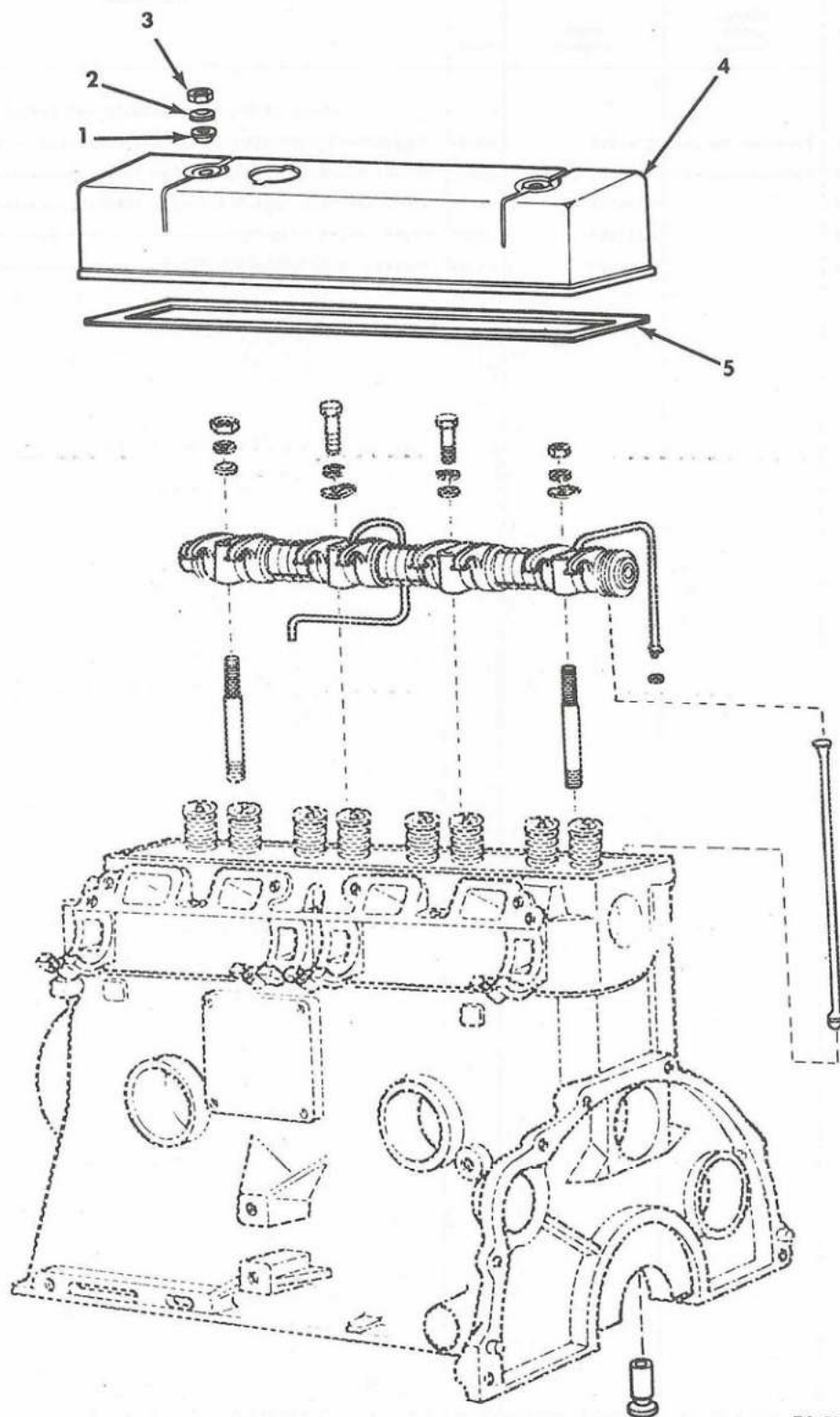
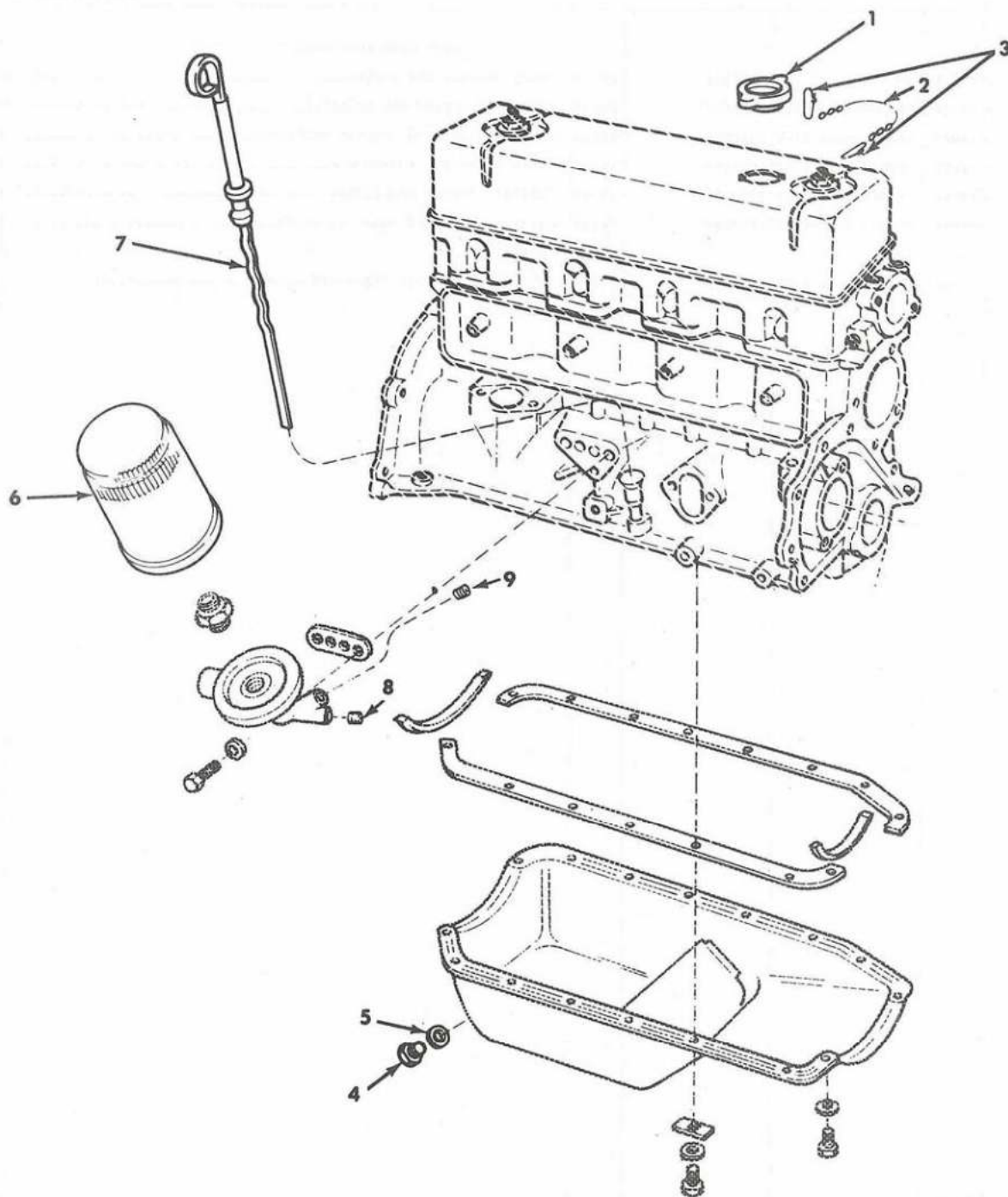


Figure 6. Rocker Arm Shaft and Cover.

SECTION 11

TM9-2320-218-20P

(1) ILLUSTRATION		(2)	(3)	(4)	(5)	(6)	(7)	(8)
(a) FIG NO.	(b) ITEM NO.	SMR CODE	FEDERAL STOCK NUMBER	PART NUMBER	FSCM	DESCRIPTION USABLE ON CODE	U/M	QTY INC IN UNIT
GROUP 0105 CONTINUED								
6	1	KFOZZ		8754183	19207	.SEAL ROCKER ARM COVER.....	EA	2
6	2	PAOZZ	2805-30-578-1378	8754184	19207	RETAINER ROCKER ARM COVER.....	EA	2
6	3	PAOZZ	5310-30-860-7746	MS51968-5	96906	NUT,PLAIN,HEXAGON ROCKER ARM COVER.....	EA	2
6	4	PAOZZ	2805-30-420-9012	8754179	19207	COVER ASSEMBLY ROCKER ARM.....	EA	1
6	5	PAOZZ	5330-30-774-6553	8754182	19207	.GASKET ROCKER ARM COVER.....	EA	1
5	2	PAOZZ	5330-00-578-1822	5702207	19207	GASKET AND VALVE PUSH ROD COVER.....	EA	1
5	3					GASKET	EA	1
5	3					SEAL	EA	4
5	3	PAOZZ	5330-30-578-1821	5702208	19207	GASKET SET ROCKER ARM COVER.....	EA	1
6	4					GASKET	EA	1
6	4					SEAL	EA	2



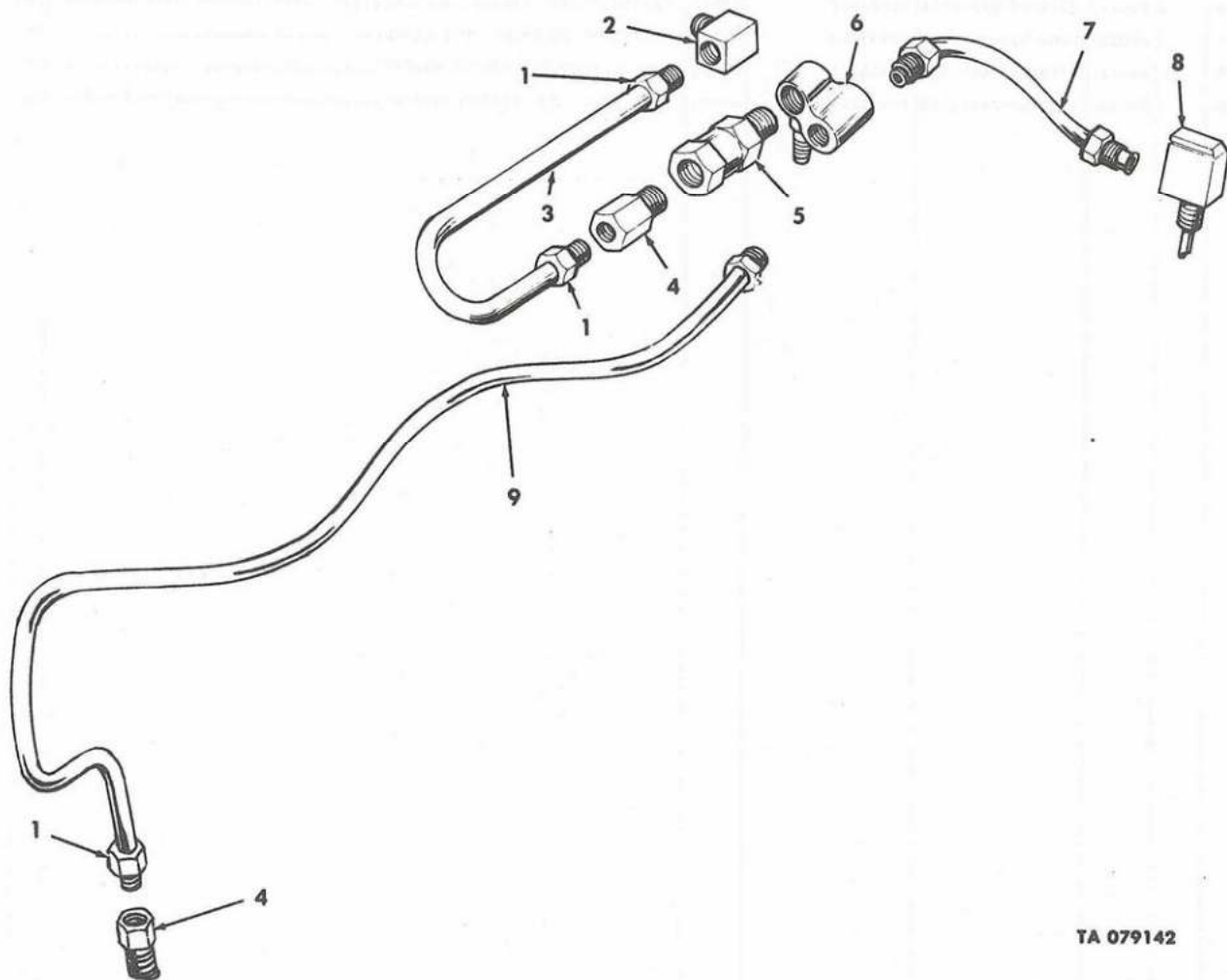
TA 079141

Figure 7. Engine Oil Filter, Oil Pan and Related Parts.

SECTION II

TM9-2320-218-20P

(1) ILLUSTRATION		(2)	(3)	(4)	(5)	(6) DESCRIPTION	(7)	(8)
(a) FIG NO.	(b) ITEM NO.	SMR CODE	FEDERAL STOCK NUMBER	PART NUMBER	FSCM	USABLE ON CODE	U/M	QTY INC IN UNIT
GROUP 0106 ENGINE LUBRICATION SYSTEM								
7	1	PAOZZ	2805-00-578-1386	7044860	19207	CAP ASSEMBLY OIL FILLER.....	EA	1
7	2	PAOZZ	4010-00-262-1551	42C14155-1	80244	CHAIN,WELDLESS OIL FILLER CAP,6 IN LG.....	FT	1
7	3	PAOZZ	5315-00-514-2660	MS29523-1	96906	PIN,RETAINING OIL FILLER CAP CHAIN.....	EA	2
7	4	PAOZZ	5365-00-476-1028	MS35844-5	96906	PLUG, MACHINE OIL PAN, DRAIN.....	EA	1
7	5	PAOZZ	5330-00-834-2912	MS35769-18	96906	GASKET OIL PAN DRAIN PLUG.....	EA	1
7	6	PAOZZ	2940-00-832-6054	11630417	19207	FILTER,FLUID OIL.....	EA	1
7	7	PAOZZ	6680-00-688-9965	10950982	19207	INDICATOR ASSEMBLY OIL LEVEL.....	EA	1
7	8	PAOZZ	4730-00-344-4683	444683	21450	PLUG PIPE OIL FILTER ADAPTER.....	EA	1
7	9	PAOZZ	4730-00-044-4688	54700G108	83299	PLUG PIPE OIL FILTER ADAPTER.....B30,B31,B32	EA	1



TA 079142

Figure 8. Crankcase Ventilation Lines, Fitting and Related Parts.

SECTION II

TM9-2320-218-20P

(1) ILLUSTRATION		(2)	(3)	(4)	(5)	(6)	(7)	(8)
(a) FIG NO.	(b) ITEM NO.	SMR CODE	FEDERAL STOCK NUMBER	PART NUMBER	FSCM	DESCRIPTION USABLE ON CODE	U/M	QTY INC IN UNIT
						GROUP 0106 CONTINUED		
8	1	PAOZZ	4730-00-014-2427	5262172	19207	..INVERTED NUT TUBE ROCKER COVER TO VENT VALVE PART OF TUBE 10884984.....	EA	2
8	2	PAOZZ	4730-00-314-3343	143343	24617	ELBOW, PIPE TO TUBE ROCKER COVER TUBE VENT.....	EA	1
8	3	MDOZZ		10884984	19207	TUBE ASSEMBLY METAL, ROCKER COVER TO VENT VALVE, FABRICATE FROM 2 INVERTED NUTS 4730000142427 AND 8.40 INCHES OF TUBE COPPER 4710002775526.....	EA	1
8	4	PAOZZ	4730-00-288-9953	187343	12204	ADAPTER STRAIGHT CRANKCASE VENT LINE AND VALVE.....	EA	2
8	5	PAOZZ	2805-00-248-1623	11630591	19207	BREATHER CRANKCASE VENTILATION.....	EA	1
8	6	PAOZZ	4730-00-459-6504	8754436	19207	FITTING INTAKE MANIFOLD AND CRANKCASE VALVE.....	EA	1
8	7	MFOZZ		8754548	19207	TUBE ASSEMBLY CARBURETOR TO INTAKE MANIFOLD FABRICATED FROM (2) NUTS 4730-00-014-2427 AND 6.97 IN TUBING 4710-00-277-5526 178, 243, 910, 911	EA	1
8	8	PAOZZ	4730-00-406-6782	8754433	19207	FITTING ASSEMBLY VENTILATION SYSTEM.....	EA	1
8	9	MFOZZ		7535983	19207	TUBE ASSEMBLY CYLINDER BLOCK VENT FABRICATE FROM (2) NUT 4730-00-014-2427 AND 26.09 IN TUBING 4710-00-277-5526.....178 243, 910, 911	EA	1

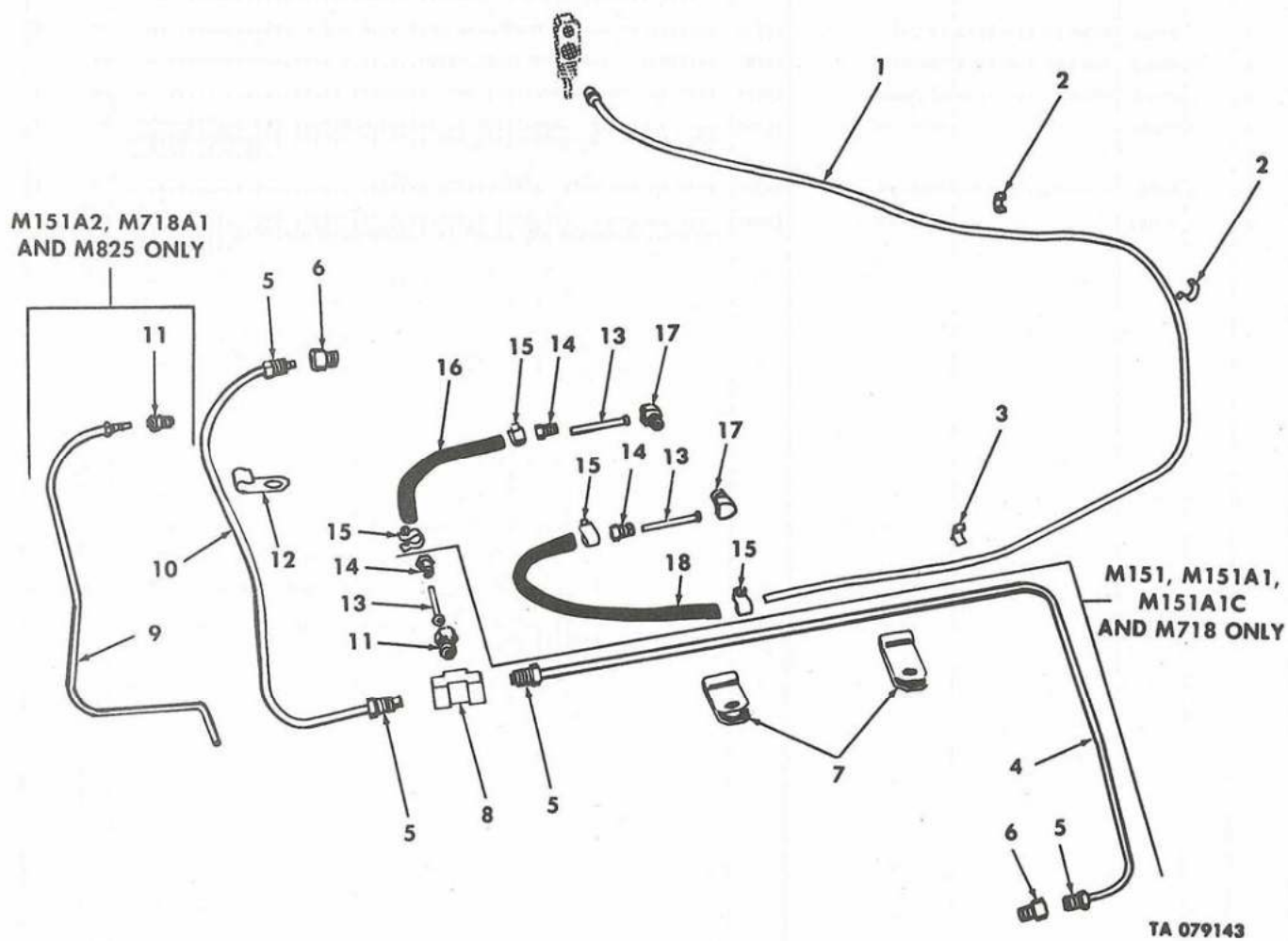
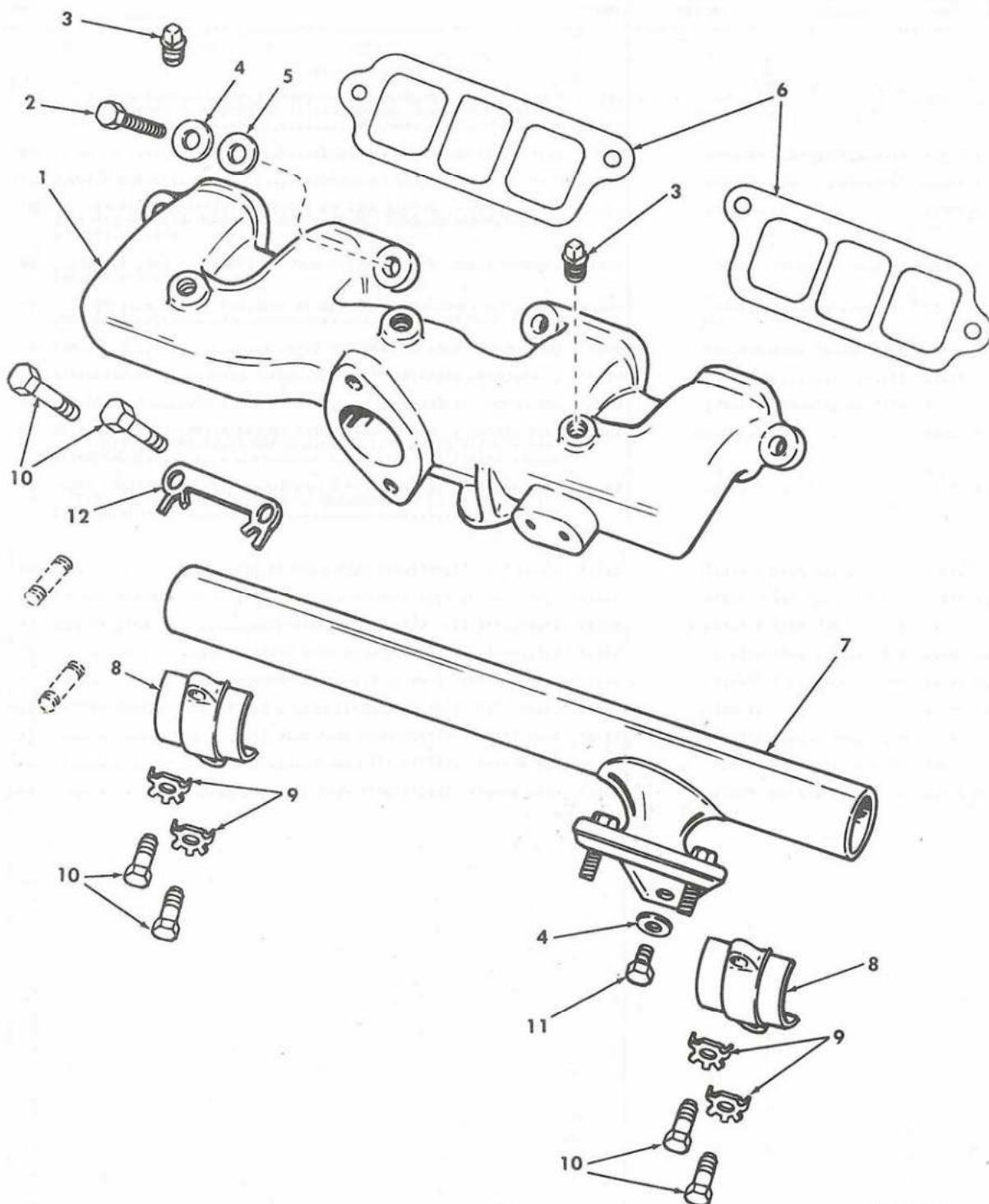


Figure 9. Distributor Ventilation Lines, Fittings and Related Parts.

(1)		(2)		(3)	(4)	(5)	(6)	(7)		(8)
ILLUSTRATION				FEDERAL STOCK NUMBER	PART NUMBER	FSCM	DESCRIPTION	USABLE ON CODE		QTY INC IN UNIT
(a) FIG NO.	(b) ITEM NO.	SMR CODE						U/M		
GROUP 0106 CONTINUED										
9	1	MFOZZ		8754554	19207		TUBE ASSEMBLY DISTRIBUTOR TO CARBURETOR FABRICATE FROM 1 INVERTED NUT 4730002889390 AND 33-57 INCHES OF STEEL TUBE 4710002898165.....	EA		1
9	2	PAOZZ	5340-00-513-7807	8754595	19207		CLIP TUBE VENT LINE RETAINING.....	EA		2
9	3	PAOZZ	5340-00-513-7808	8754596	19207		CLIP TUBE VENT LINE RETAINING.....178,243,910,911	EA		1
9	4	MFOZZ		8754551	19207		TUBE ASSEMBLY VACUUM PUMP TO MANIFOLD FABRICATE FROM (2) NUTS 4730-00-014-2432 AND 23-22 IN OF TUBING 4710-00-277-5525 178,243,910,911	EA		1
9	5	PAOZZ	4730-00-014-2432	SM1804	03477		INVERTED NUT TUBE COUPLING USED TO FABRICATE TUBE 8754551.. 178,243,910,911	EA		2
9	6	PAOZZ	4730-00-540-2612	730178	64104		CONNECTOR STRAIGHT VENT LINE TO MANIFOLD 1 VENT LINE TO VACUUM PUMP 1.....178,243,910,911	EA		2
9	7	PAOZZ	5340-00-177-7803	8754593	19207		CLAMP, LOOP TUBE VACUUM PUMP LINE.....178,243,910,911	EA		2
9	7	PAOZZ	5340-00-007-6195	8754593-1	19207		CLAMP, LOOP DISTRIBUTOR TO CARBURETOR LINE.....830,831,832	EA		1
9	8	PAOZZ	4730-00-832-6057	8754590	19207		CONNECTOR DISTRIBUTOR VENT LINE TO MANIFOLD.....830,831,832	EA		1
9	9	MFOZZ		11660444	19207		TUBE ASSEMBLY METAL DISTRIBUTOR TO INTAKE MANIFOLD, FABRICATE FROM 1 INVERTED NUT 4730002889390 AND 21.00 INCH STEEL TUBING 4710002898165.....830,831,832	EA		1
9	10	MFOZZ		7046621	19207		TUBE ASSEMBLY DISTRIBUTOR TO INTAKE MANIFOLD, FABRICATE FROM (2) NUTS 4730-00-014-2432, AND 17 IN STEEL TUBE 4710-00-277-5525.....178,243,910,911	EA		1
9	11	PAOZZ	4730-00-832-6057	8754590	19207		CONNECTOR DISTRIBUTOR VENT LINE TO TEE.....	EA		1
9	12	PAOZZ	5340-00-760-7488	8754594	19207		CLIP ENGINE TUBE RETAINING.....178,243,910,911	EA		1
9	12	PAOZZ	5340-00-214-8225	8754594-1	19207		SPRING, TENSION ENGINE TUBE RETAINING.....830,831,832	EA		1
9	13	PAOZZ	4710-00-168-2070	8754589	19207		TUBE, METALLIC DISTRIBUTOR VENT LINES.....	EA		2
9	14	PAOZZ	4730-00-014-2431	5262187	19207		INVERTED NUT TUBE COUPLING DISTRIBUTOR VENT LINES.....	EA		3
9	15	PAOZZ		7536166	19207		CLAMP DISTRIBUTOR OR EXHAUST HOSE 2 DISTRIBUTOR INTAKE HOSE 2.	EA		4
9	16	PAOZZ	4720-00-150-6088	8754585	19207		HOSE RUBBER DISTRIBUTOR VENT 4.70 IN. LG.....	EA		1
9	17	PAOZZ	4730-00-277-8269	400X3	79470		ELBOW PIPE DISTRIBUTOR VENT LINES.....	EA		2
9	18	PAOZZ	4720-00-143-9368	8754586	19207		HOSE RUBBER DISTRIBUTOR VENT 7.74 IN. LG.....	EA		1

19



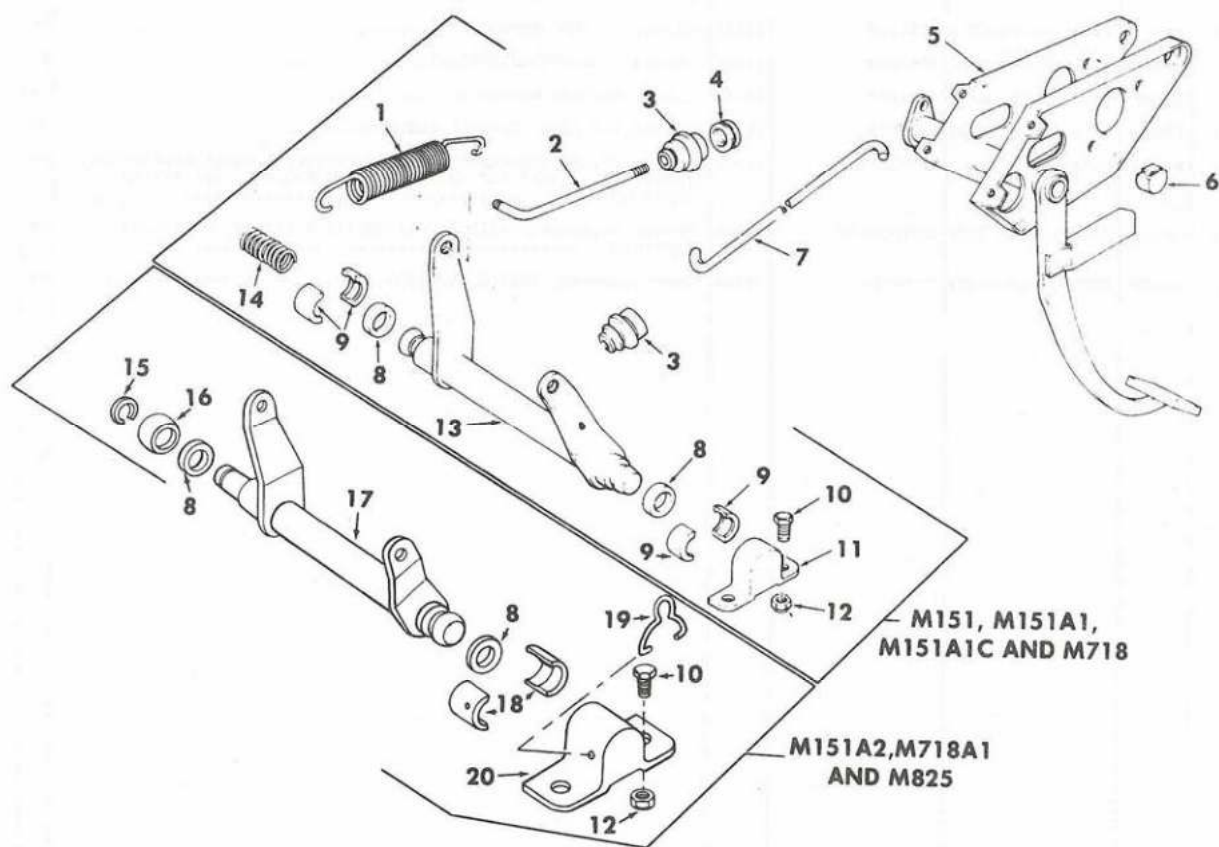
TA 078891

Figure 10. Intake Manifold, Exhaust Manifold and Related Parts.

SECTION II

TM9-2320-218-20P

(1) ILLUSTRATION		(2) SMR CODE	(3) FEDERAL STOCK NUMBER	(4) PART NUMBER	(5) FSCM	(6) DESCRIPTION USABLE ON CODE.	(7) U/M	(8) QTY INC IN UNIT
						GROUP 0108 INTAKE MANIFOLD, EXHAUST MANIFOLD AND RELATED PARTS		
10	1	PAOZZ	2805-00-678-1390	8754622	19207	MANIFOLD, INTAKE.....	EA	1
10	2	PAOZZ	5305-00-269-3213	MS90725-62	96906	SCREW, CAP, HEXAGON HEAD 3/8-16UNC-2A X 1 1/4 IN. LONG INTAKE MANIFOLD TO CYLINDER HEAD.....	EA	4
10	3	PAOZZ	4730-00-221-2137	MS20913-25	96906	PLUG, SQUARE HEAD, 1/4 NPT, INTAKE MANIFOLD.....	EA	2
10	4	PAOZZ	5310-00-637-9541	MS35338-46	96906	WASHER, LOCK FOR 3/8 SCREW SIZE INTAKE MANIFOLD (4), EXHAUST MANIFOLD (1).....	EA	5
10	5	PAOZZ	5310-00-167-0821	502204	21450	WASHER, FLAT 25/64 ID, 5/8 OD, .064 IN. THICK, (SPECIAL) INTAKE MANIFOLD TO CYLINDER BLOCK.....	EA	4
10	6	PAOZZ	2805-00-678-1379	8754623	19207	GASKET, INTAKE MANIFOLD.....	EA	2
10	7	PAOZZ	2805-00-678-1391	8754032	19207	MANIFOLD ASSEMBLY, EXHAUST.....	EA	1
10	8	PAOZZ	2805-00-121-6183	8754029	19207	CLAMP, EXHAUST MANIFOLD.....	EA	2
10	9	PAOZZ	5310-00-655-9532	8754028	19207	WASHER, TAB LOCK EXHAUST MANIFOLD.....	EA	4
10	10	PAOZZ	5305-00-021-3740	MS35307-364	96906	SCREW, CAP, HEXAGON HEAD, CORROSION RESISTING STEEL, PASSIVATED, 3/8-16 UNC-2A X 1 1/2 IN. LG, EXHAUST MANIFOLD (4) INTAKE MANIFOLD (2).....	EA	6
10	11	PAOZZ	5305-00-269-3208	MS90725-57	96906	SCREW, CAP, HEXAGON HEAD 3/8-16 UNC-2A X 5/8 IN. LG, EXHAUST MANIFOLD.....	EA	1
10	12	PAOZZ	2805-00-832-6055	8754624	19207	PLATE, LOCKING INTAKE MANIFOLD.....	EA	1

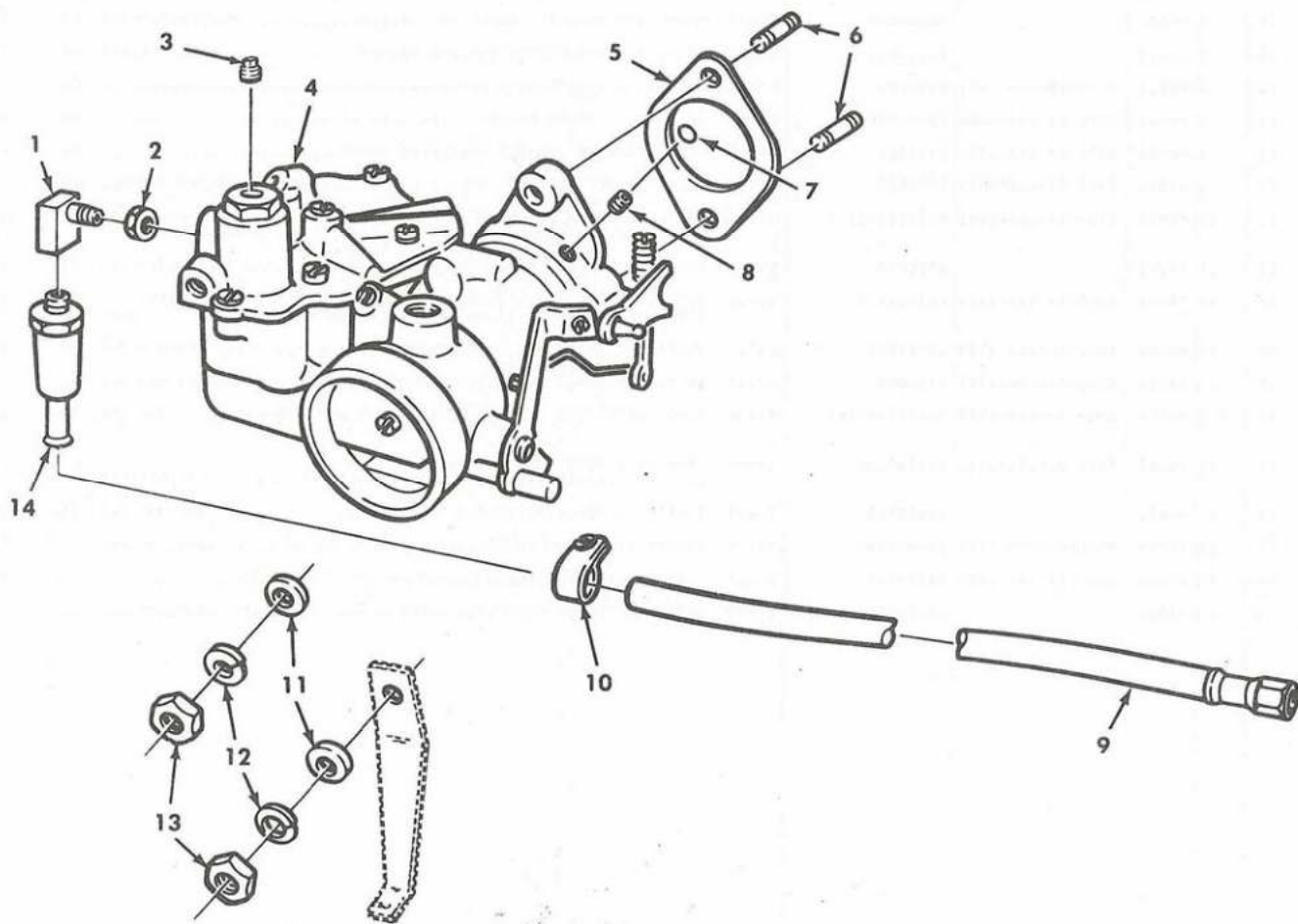


TA 078893

Figure 11. Clutch Linkage and Related Parts.

(1)		SECTION 11		(2)	(3)	(4)	(5)	(6)	TH9-2320-210-20P	(7)	(8)
ILLUSTRATION								DESCRIPTION			QTY INC IN UNIT
(a) FIG NO.	(b) ITEM NO.	SMR CODE	FEDERAL STOCK NUMBER	PART NUMBER	FSCM	USABLE ON CODE				U/M	
						GROUP 0202 CLUTCH RELEASE MECHANISM					
11	1	PAOZZ	5360-00-578-1360	8754073	19207	SPRING HELICAL EXTENSION CLUTCH RETURN.....				EA	1
11	2	PAOZZ	2520-00-578-3001	8754069	19207	ROD CLUTCH RELEASE.....				EA	1
11	3	PAOZZ	2520-00-578-1352	8754071	19207	SEAL BELLOW RUBBER CLUTCH RELEASE ROD.....				EA	
11	4	PAOZZ	2520-00-332-6046	8754067	19207	RETAINER CLUTCH ROD SEAL.....				EA	1
11	5	XBOZZ		10885514	19207	PEDAL AND BRACKET BRAKE AND CLUTCH.....178,243,910,911				EA	1
11	5	XBOZZ		11644904	19207	PEDAL AND BRACKET BRAKE AND CLUTCH.....B30,B31,B32				EA	1
11	6	PAOZZ	5340-00-578-1431	8754527	19207	BUMPER RUBBER CLUTCH PEDAL.....				EA	1
11	7	PAOZZ	2520-00-907-0660	10939581	19207	ROD CROSS SHAFT CLUTCH.....				EA	1
11	8	PAOZZ	5310-00-177-1286	8754068	19207	WASHER RUBBER CLUTCH EQUALIZER SHAFT.....				EA	2
11	9	PAOZZ	2520-00-228-0873	7377468	23040	SOCKET,BALL CLUTCH SHAFT.....178,243,910,911				EA	4
11	10	PAOZZ	5306-30-225-8497	MS90725-32	96906	BOLT, MACHINE CLUTCH EQUALIZER SHAFT BRACKET, 5/16-18UNC-2A X 3/4 IN.LG.....				EA	2
11	11	XBOZZ		8754076	19207	BRACKET CLUTCH EDUALIZER SHAFT.....178,243,910,911				EA	1
11	12	PAOZZ	5310-30-984-3806	MS51922-9	96906	NUT, SELF-LOCKING, CLUTCH EQUALIZER SHAFT BRACKET, 5/16- 18UNC.....				EA	2
11	13	PAOZZ	2520-00-177-8237	10921908	19207	SHAFT,STRAIGHT CLUTCH EQUALIZER.....178,243,910,911				EA	1
11	14	PAOZZ	5360-00-578-1359	8754060	19207	SPRING HELICAL EXTENSION CLUTCH.....178,243,910,911				EA	1
11	15	PAOZZ	5365-00-493-8125	MS16626-1062	96906	RING, RETAINING CLUTCH EQUALIZER SHAFT BEARING.....B30,B31 B32				EA	1
11	16	PAOZZ	5365-00-176-0452	11639718	19207	BEARING SLFEVE UALIZER SHAFTB30,B31,B32				EA	1
11	17	XBOZZ		11639719	19207	SHAFT CLUTCH EQUALIZER.....B30,B31,B32				EA	1
11	18	PAOZZ	2520-00-176-8937	11639714	19207	SOCKET BALL CLUTCH EQUALIZER SHAFT.....B30,B31,B32				EA	2
11	19	PAOZZ	5340-30-176-0935	11639715	19207	CLIP RETAINING CLUTCH EQUALIZER SHAFT ASSEMBLY.....				EA	1
11	20	XBOZZ		11639717	19207	BRACKFT CLUTCH EQUALIZER SHAFT.....B30,B31,B32				EA	1

23



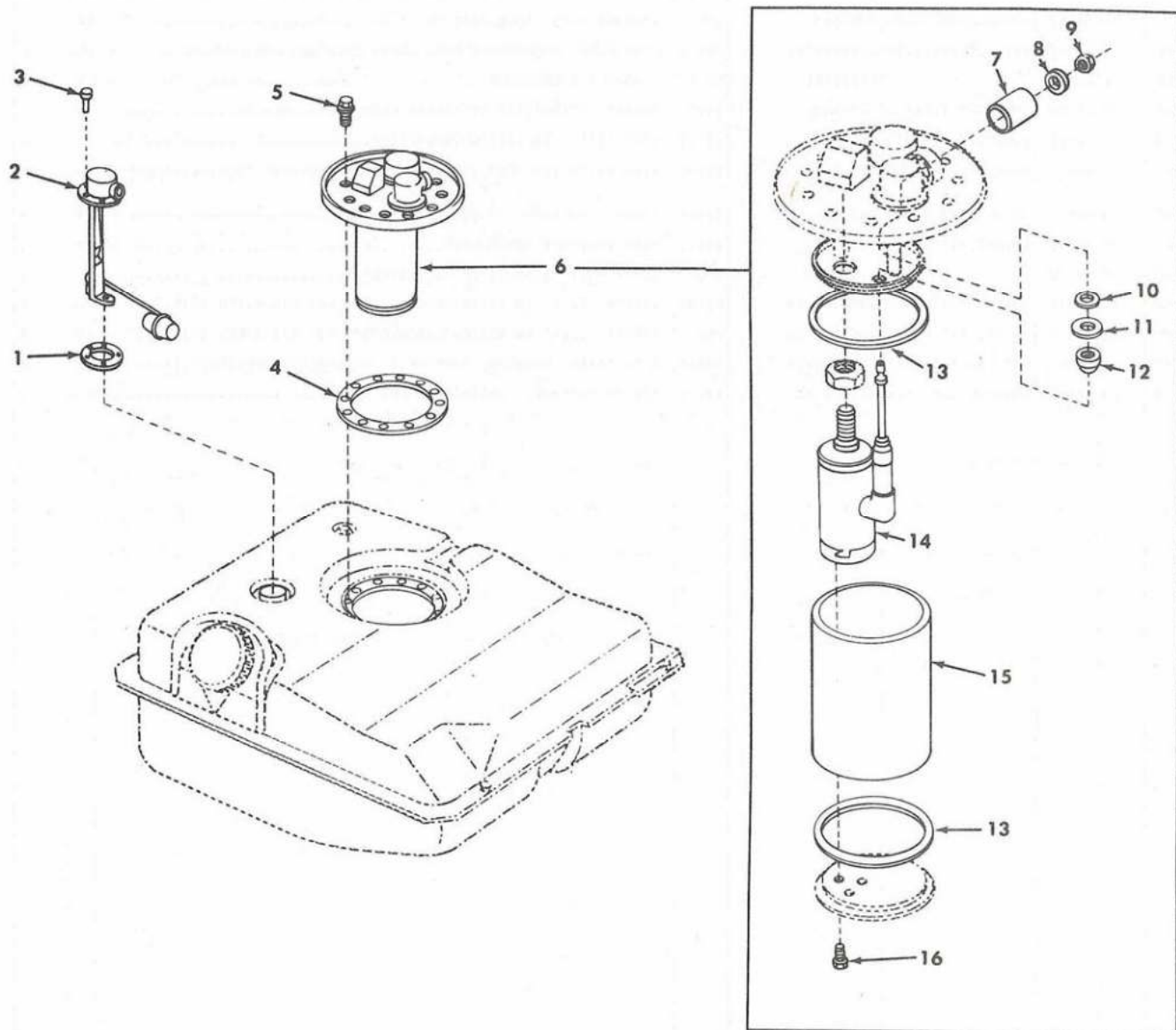
TA 078894

Figure 12. Carburetor Assembly, and In-Line Fuel Filter

SECTION 11

TM9-2320-218-20P

(1) ILLUSTRATION		(2)	(3)	(4)	(5)	(6)	(7)	(8)
(a) FIG NO.	(b) ITEM NO.	SMR CODE	FEDERAL STOCK NUMBER	PART NUMBER	FSCM	DESCRIPTION USABLE ON CODE	U/M	QTY INC IN UNIT
GROUP 0301 CARBURETOR								
12	1	KFOZZ		11668003	19207	ELBOW PIPE 90 DEG CARBURETOR FUEL INLET.....	EA	1
12	2	PAOZZ	4730-00-832-5670	8764823	19207	LOCKNUT PIPE FUEL LINE INLET.....	EA	1
12	3	PAOZZ	4730-00-221-2136	MS20913-1S	96906	PLUG, PIPE CARBURETOR FUEL VAPOR VENT AND AIR CLEANER.....	EA	1
12	4	KPOFF		11681709	19207	CARBURETOR ASSEMBLY.....	EA	1
12	5	PAOZZ	5330-00-578-3236	8754663	19207	GASKET CARBURETOR TO INTAKE MAINFOLD.....	EA	1
12	6	PAOZZ	5307-00-017-8453	178453	21450	STUD PLAIN TO ATTACH CARBURETOR.....	EA	2
12	7	PAOZZ	5340-01-024-7183	MS9379-2	96906	PLUG EXPANSION CARBURETOR FOR FIELD SERVICE ONLY.....B30, B31 B32	EA	1
12	8	PAOZZ	5305-01-036-9690	C46-71	79960	SCREW, ADJUSTING CARBURETOR.....	EA	1
12	9	PAOZZ	4720-00-244-0895	11668004	19207	HOSE ASSEMBLY FUEL LINE.....	EA	1
12	10	KFOZZ		11662913	19207	CLAMP HOSE CARBURETOR FUEL INLET.....	EA	1
12	11	PAOZZ	5310-00-080-5004	MS27183-14	96906	WASHER, FLAT TO ATTACH CARBURETOR, FOR 3/8 SCREW SIZE.....	EA	2
12	12	PAOZZ	5310-00-637-9541	MS35338-46	96906	WASHER, LOCK TO ATTACH CARBURETOR, FOR 3/8 SCREW SIZE.....	EA	2
12	13	PAOZZ	5310-00-975-2075	MS35691-21	96906	NUT, PLAIN, HEXAGON TO ATTACH CARBURETOR, 3/8-24UNF-2B.....	EA	2
12	14	PAOZZ	2910-00-176-8928	11640944	19207	FILTER ASSEMBLY CARBURETOR FUEL.....	EA	1



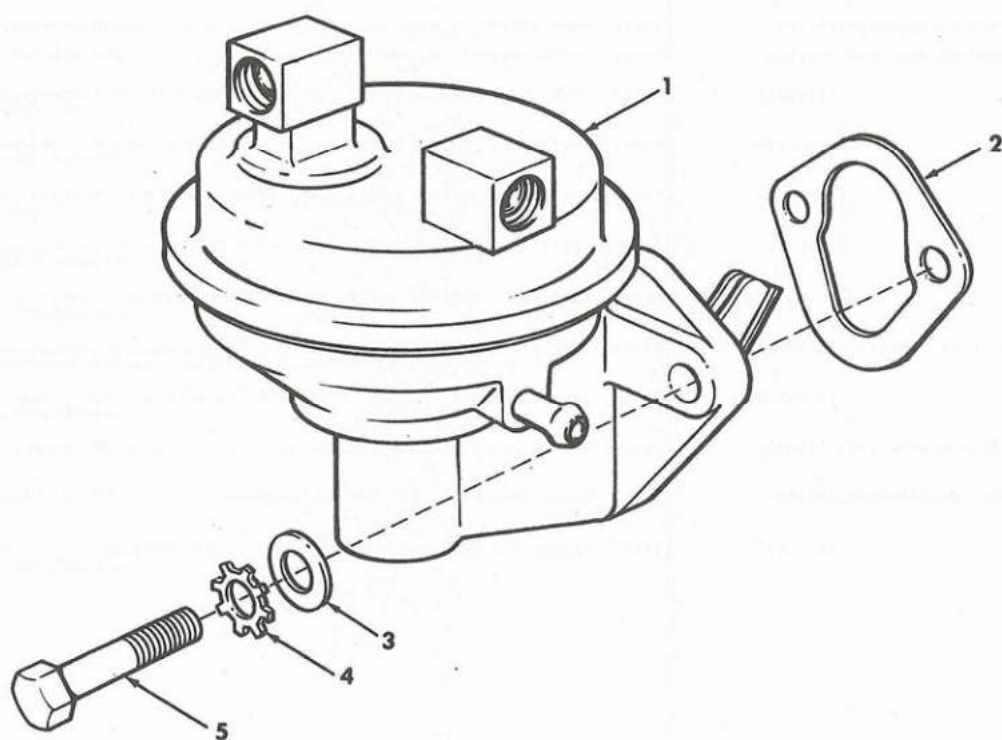
TA 078896

Figure 13. Fuel Pump (M151, M151A1, M151A1C and M718) and Fuel Level Sending Unit (All Models).

SECTION II

TM9-2320-218-20P

(1) ILLUSTRATION		(2)	(3)	(4)	(5)	(6)	(7)	(8)
(a) FIG NO.	(b) ITEM NO.	SMR CODE	FEDERAL STOCK NUMBER	PART NUMBER	FSCM	DESCRIPTION	U/M	QTY INC IN UNIT
						USABLE ON CODE		
						GROUP 0302 FUEL PUMP AND FUEL LEVEL SENDING UNIT		
13	1	PAOZZ	5330-00-159-3253	7375146	19207	GASKET FUEL LEVEL TRANSMITTER.....	EA	1
13	2	PAOZZ	6680-00-576-9242	8376496	19207	TRANSMITTER FUEL LEVEL.....	EA	1
13	3	PAOZZ	5305-00-042-4505	424505	21450	SCREW AND WASHER FUEL LEVEL TRANSMITTER.....	EA	5
13	4	PAOZZ	5330-00-578-1855	7331166	19207	GASKET FUEL PUMP MOUNTING.....178,243,910,911	EA	1
13	5	PAOZZ	5306-00-042-5848	425848	24617	BOLT, ASSEMBLED FUEL PUMP AND FILTER ATTACHING....178,243,910 911	EA	12
13	6	PAOFZ	2910-00-921-5616	7017601	19207	PUMP ASSEMBLY FUEL.....178,243,910,911	EA	1
13	7	PAOZZ	6620-00-906-0159	7982399	19207	SHELL, PART OF KIT 5703309.....178,243,910,911	EA	1
13	8	KFOZZ		11601291	19207	.CUP ELECTRICAL FUEL PUMP PART OF KIT P/N 5703309.....178 243,910,911	EA	1
13	9	KFOZZ		11601150	19207	.NUT HEXAGON ELECTRICAL FUEL PUMP PART OF KIT P/N 5703309. 178,243,910,911	EA	1
13	10	KFOZZ		10950782	19207	.WASHER ELECTRICAL FUEL PUMP PART OF KIT P/N 5703309..... 243,910	EA	1
13	11	KFOZZ		11601292	19207	.SLEEVE ELECTRICAL FUEL PUMP PART OF KIT P/N 5703309..... 178,243,910,911	EA	1
13	12	KFOZZ		10950783	19207	.GROMMET ELECTRICAL FUEL PUMP PART OF KIT P/N 5703309..... 178,243,910,911	EA	1
13	13	PAOZZ	5330-00-578-7281	7045096	19207	.GASKET FILTER ELECTRICAL FUEL PUMP..... PART OF KIT P/N 5703309.....178,243,910,911	EA	2
13	14	KFOZZ		10950785	19207	.PUMP MOTOR ELECTRICAL FUEL PUMP PART OF KIT P/N 5703309.. 178,243,910,911	EA	1
13	15	PAOZZ	2910-00-678-7283	7045098	19207	FILTER, FUEL.....178,243,910,911	EA	1
13	16	PAOZZ	5305-00-019-1245	191245	21450	SCREW ASSEMBLED ELECTRICAL FUEL PUMP.....178,243,910,911	EA	3
13		KFOZZ		10950984	19207	WRENCH ELECTRICAL PUMP PART OF KIT P/N 5703309..... 178,243,910,911	EA	1



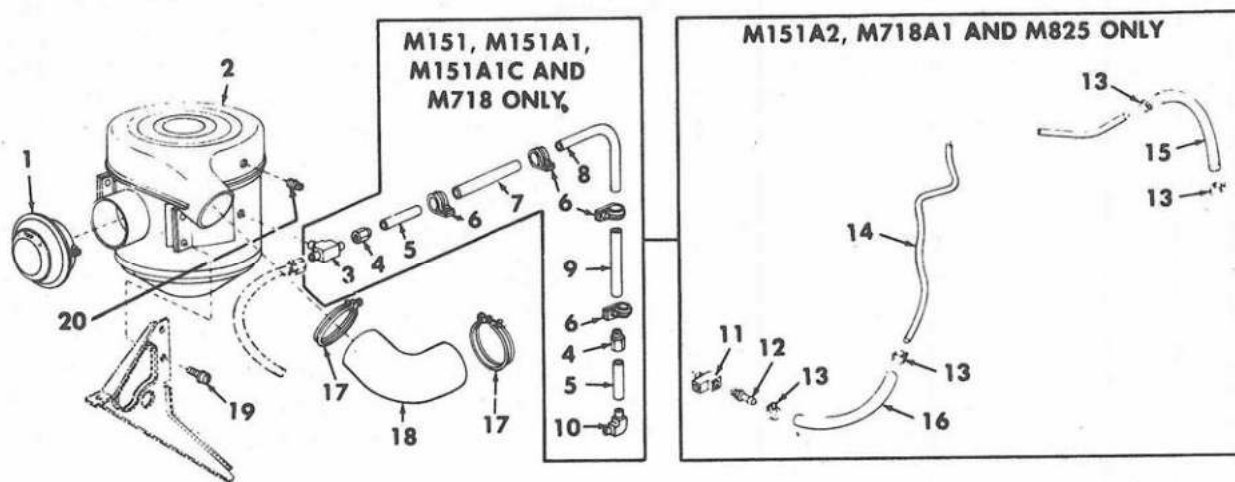
TA 078897

Figure 14. Fuel Pump (M151A2, M825 and M718A1).

SECTION II

TN9-2320-218-20P

(1) ILLUSTRATION		(2)	(3)	(4)	(5)	(6)	(7)	(8)
(a) FIG NO.	(b) ITEM NO.	SMR CODE	FEDERAL STOCK NUMBER	PART NUMBER	FSCM	DESCRIPTION USABLE ON CODE	U/M	QTY INC IN UNIT
GROUP 0302 CONTINUED								
14	1	PAOZZ	2910-00-176-8869	11640994	19207	PUMP FUEL CAM ACTUATED.....830,831,832	EA	1
14	2	PAOZZ	5330-00-700-5868	7006868	19207	GASKET FUEL PUMP MOUNTING.....830,831,832	EA	1
14	3	PAOZZ	5310-00-081-4219	MS27183-12	96906	WASHER, FLAT 5/16 NOM SIZE TO ATTACH FUEL PUMP.....830,831,832	EA	2
14	4	PAOZZ	5310-00-167-0721	MS35333-41	96906	WASHER, LOCK: TO ATTACH FUEL PUMP MS35333-41 (96906) M151A2 M825 M718A1.....830,831,832	EA	2
14	5	PAOZZ	5306-00-225-8502	MS90725-38	96906	SCRFW,CAP,HEXAGON CARB-S,CD-PLTD.5/16-18 UNC-2AX11/2IN.LG.TO ATTACH FUEL PUMP.....830,831,832	EA	2
13	7 8 9 10 11 12 13 14	PAOFZ	2910-00-921-5618	5703309	19207	KIT,REPAIR,FUEL FUEL ELECTRICAL IN-TANK.....178,243,910,911	EA	1
13						WRENCH	EA	1
13						SHELL	EA	1
13						CUP	EA	1
13						NUT	EA	1
13						WASHER	EA	1
13						SLEEVE	EA	1
13						GROMMET	EA	1
13						GASKET	EA	2
13						PUMP MOTOR	EA	1



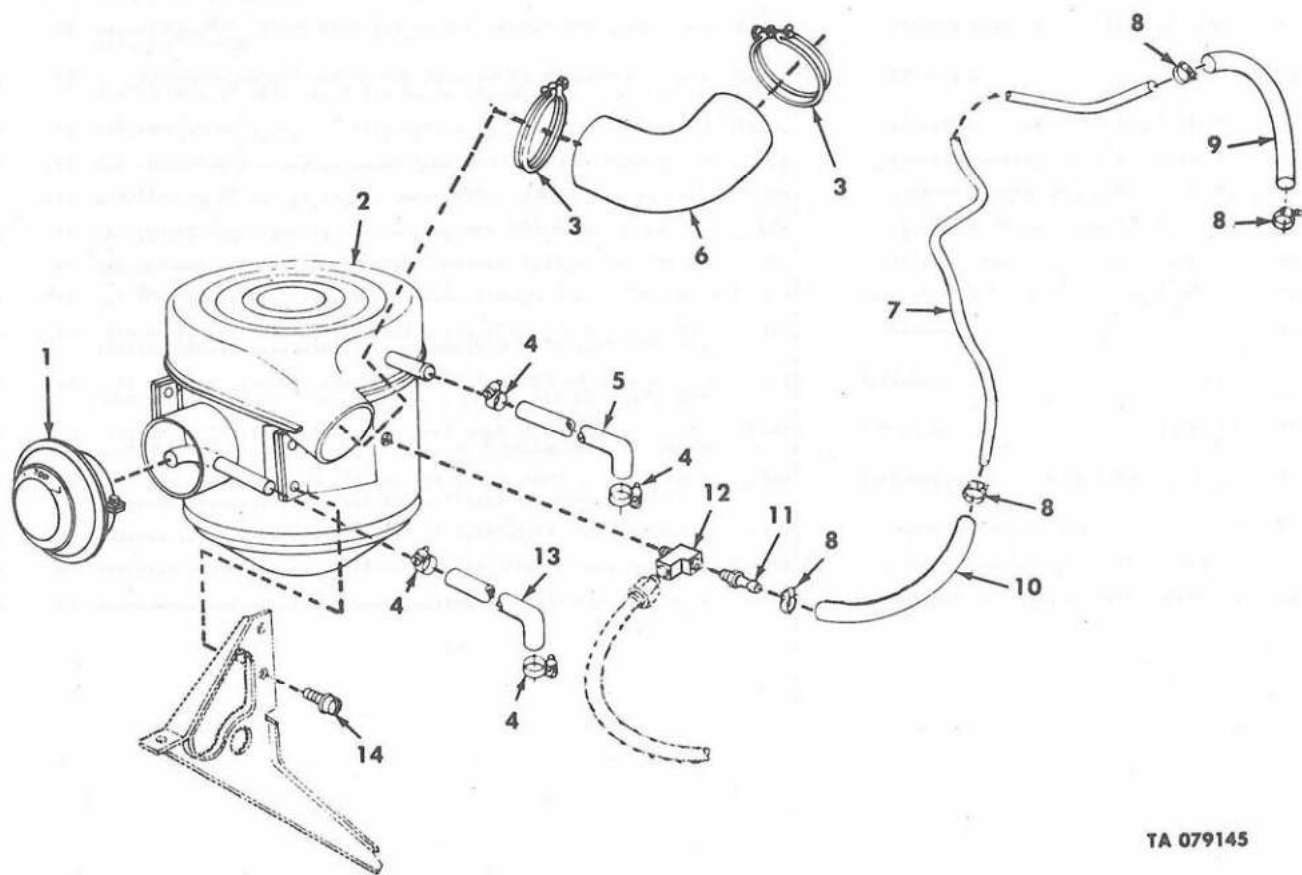
TA 079144

Figure 15. Air Cleaner and Ventilation Lines.

SECTION II

TM9-2320-218-20P

(1) ILLUSTRATION		(2)	(3)	(4)	(5)	(6)	(7)	(8)
(a) FIG NO.	(b) ITEM NO.	SMR CODE	FEDERAL STOCK NUMBER	PART NUMBER	FSCM	DESCRIPTION	U/M	QTY INC IN UNIT
						USABLE ON CODE		
						GROUP 0304 AIR CLEANER		
15	1	PAOZZ	2940-JU-150-7516	11598930	19207	CAP ASSEMBLY AIR CLEANER.....	EA	1
15	2	XBOZZ	2940-JU-578-4253	7044861	19207	CLEANER ASSEMBLY CARBURETOR AIR.....	EA	1
15	3	PAOZZ	4730-00-263-2752	600X3	79470	TEE AIR CLEANER TO OIL PRESSURE SWITCH AND FUEL TANK VENT LINE.....178,243,910,911	EA	1
15	4	PAOZZ	4730-00-288-9390	142431	24617	INVERTED NOT TUBE AIR CLEANER TO OIL PRESSURE SWITCH VENT LINE.....178,243,910,911	EA	2
15	5	PAOZZ	4710-00-168-2076	8754589	19207	TUBF COPPER OIL PRESSURE SWITCH VENT LINE 1.500 IN. LG..... 178,243,910,911	EA	2
15	6	PAOZZ	4730-00-289-5483	7536186	19207	CLAMP HOSE AIR CLEANER TO OIL PRESSURE SWITCH VENT LINE..... 178,243,910,911	EA	2
15	7	MOOZZ		8754588	19207	HOSE AIR CLEANER TO OIL PRESSURE SWITCH MFD 9320-00-782- 1643.....178,243,910,911	EA	1
15	8	PAOZZ	4710-00-403-1942	8754549	19207	TUBE STEEL OIL PRESSURE SWITCH VENT.....178,243,910,911	EA	1
15	9	PAOZZ	4720-JU-589-5089	8754587	19207	HOSE RUBBER OIL PRESSURE SWITCH.....178,243,910,911	EA	1
15	10	PAOZZ	4730-00-202-9039	137420	24617	ELBOW OIL PRESSURE SWITCH.....178,243,910,911	EA	1
15	11	PAOZZ	4730-JU-263-2733	547002	19207	TEE AIR CLEANER VENT LINE.....B30,B31,B32	EA	1
15	12	PAOZZ	4730-JU-307-4601	11639769	19207	ADAPTER AIR CLEANER TO VENT HOSE.....B30,B31,B32	EA	1
15	13	PAOZZ	4730-00-908-3195	MS35842-10	96906	CLAMP, HOSE AIR CLEANER VENT LINE.....B30,B31,B32	EA	4
15	14	MOOZZ		11660436	19207	TUBF VENT FUEL PUMP TO AIR CLEANER FABRICATE FROM 3/8 INCHES OF COPPER TUBE 4710002775526.....B30,B31,B32	EA	1
15	15	MOOZZ		11660435-2	19207	HOSE FUEL PUMP TO AIR CLEANER, FABRICATE FROM 4.00 INCHES OF HOSE 4720004030875.....B30,B31,B32	EA	1
15	16	MOOZZ		11660435-5	19207	HOSE AIR CLEANER TO FUEL PUMP VENT TUBE, FABRICATE FROM 6.50 INCHES OF 4720004030875.....B30,B31,B32	EA	1
15	17	PAOZZ	4730-00-909-8627	MS35842-13	96906	CLAMP, HOSE 1 13/16 MIN-2 3/4 MAX DIA CARBURETOR TO AIR CLEANER HOSE.....	EA	2
15	18	PAOZZ	4720-00-578-0772	8754604	19207	HOSE, PREFORMED CARBURETOR TO AIR CLEANER.....	EA	1
15	19	PAOZZ	5306-JU-342-4208	424208	21450	SCREW AND WASHER AIR CLEANER MOUNTING.....	EA	4
15	20	PAOZZ	4730-JU-221-2136	MS20913-15	96906	PLUG, PIPE AIR CLEANER.....	EA	1



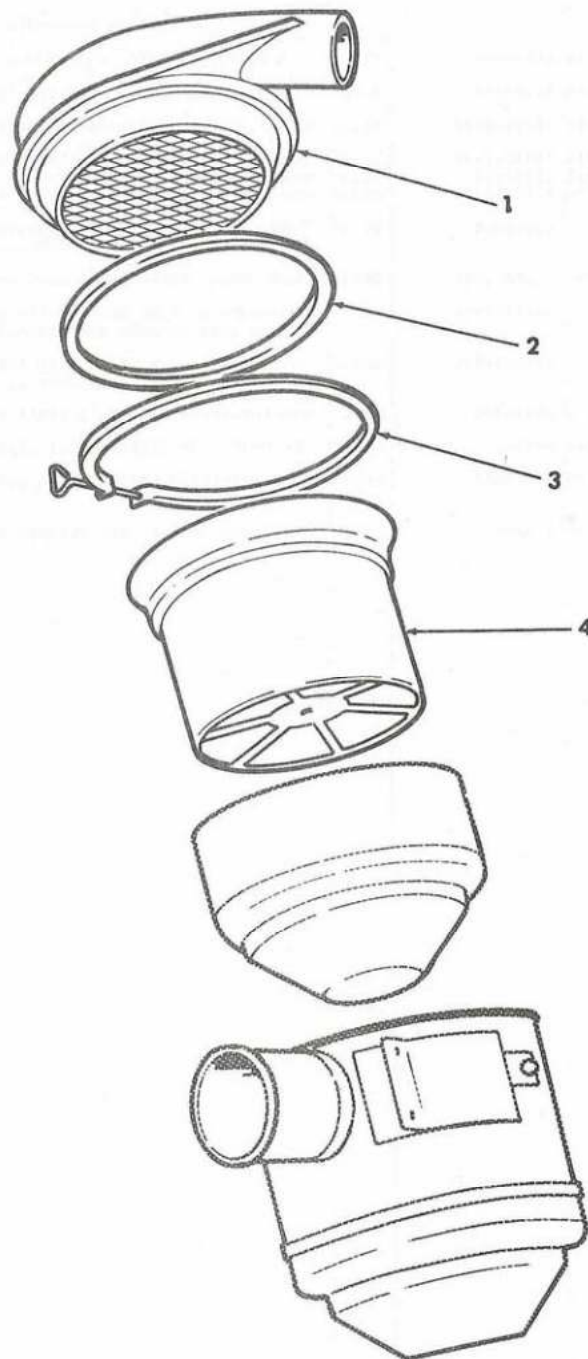
TA 079145

Figure 16. Air Cleaner and Ventilation Lines.

SECTION II

TM9-2320-218-20P

(1) ILLUSTRATION		(2) SMR CODE	(3) FEDERAL STOCK NUMBER	(4) PART NUMBER	(5) FSCM	(6) DESCRIPTION USABLE ON CODE	(7) U/M	(8) QTY INC IN UNIT
(a) FIG NO.	(b) ITEM NO.							
GROUP 0304 CONTINUED								
16	1	PAQZZ	2940-J0-150-7318	11598930	19207	AIR CLEANER, INTAKE EMISSION CONTROL.....	EA	1
16	2	PAQZZ	2940-J0-187-4686	11681675	19207	CLEANER ASSEMBLY CARBURETOR AIR.....B30,B31,B32	EA	1
16	3	PAQZZ	4730-00-909-8627	MS35842-13	96906	CLAMP, HOSE CARBURETOR TO AIR CLEANER HOSE.....B30,B31,B32	EA	2
16	4	PAQZZ	4730-00-908-3193	MS35842-12	96906	CLAMP, HOSE CANISTER TO AIR CLEANER.....B30,B31,B32	EA	4
16	5	PAQZZ	4720-00-144-5447	11681676	19207	HOSE, PREFORMED, VAPOR PURGE.....B30,B31,B32	EA	1
16	6	PAQZZ	4720-00-578-0772	8754604	19207	HOSE, PREFORMED CARBURETOR TO AIR CLEANER.....B30,B31,B32	EA	1
16	7	MDQZZ		11660436	19207	TUBE, VENT FUEL PUMP TO AIR CLEANER, FABRICATED FROM COPPER TUBE 3/8 IN LG 4710002775526.....B30,B31,B32	EA	1
16	8	PAQZZ	4730-00-908-3195	MS35842-10	96906	CLAMP, HOSE AIR CLEANER VENT LINE.....B30,B31,B32	EA	4
16	9	MDQZZ		11660435-2	19207	HOSE, RUBBER FUEL PUMP TO AIR CLEANER, FABRICATE FROM HOSE RUBBER 4.00 IN LONG 4720004030875.....B30,B31,B32	EA	1
16	10	MDQZZ		11660435-5	19207	HOSE, RUBBER AIR CLEANER TO FUEL PUMP VENT TUBE 6.50 IN LG FABRICATE FROM 4720004030875.....B30,B31,B32	EA	1
16	11	PAQZZ	4730-J0-007-4601	11639769	19207	ADAPTOR, STRAIGHT AIR CLEANER TO VENT HOSE.....B30,B31,B32	EA	1
16	12	PAQZZ	4730-J0-253-2733	444146	24617	TEF, PIPE AIR CLEANER VENT LINE.....B30,B31,B32	EA	1
16	13	PAQZZ	4720-00-144-5455	11681686	19207	HOSE PREFORMED CANISTER TO AIR CLEANER AIR SUPPLY....B30,B31 B32	EA	1
16	14	PAQZZ	9306-00-042-4208	424208	21450	SCREW AND WASHER AIR CLEANER TO BRACKET ATTACHING....B30,B31 B32	EA	4



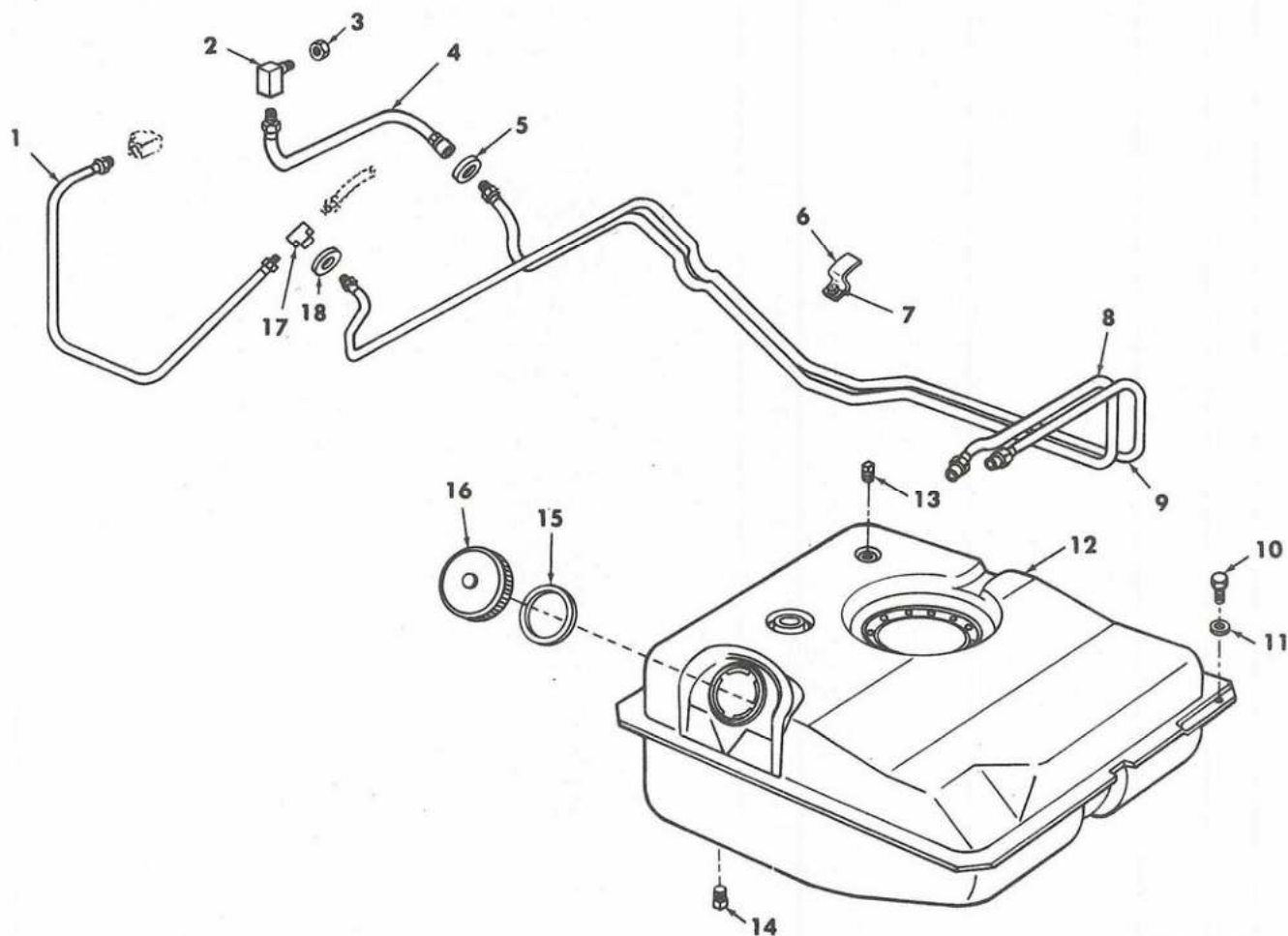
TA 079146

Figure 17. Air Cleaner Assembly.

SECTION II

TM9-2320-218-20P

(1) ILLUSTRATION		(2)	(3)	(4)	(5)	(6)	(7)	(8)
(a) FIG NO.	(b) ITEM NO.	SMR CODE	FEDERAL STOCK NUMBER	PART NUMBER	FSCM	DESCRIPTION USABLE ON CODE	U/M	QTY INC IN UNIT
GROUP 0304 CONTINUED								
17	1	PAOZZ	2940-00-150-7524	1393C1K07	78940	.AIR CLEANER UPPER HALF ASSEMBLY.....	EA	1
17	2	PAOZZ	5330-00-151-3843	615A32	78940	.GASKET AIR CLEANER.....	EA	1
17	3	PAOZZ	2940-00-150-7541	214C1K07	78940	.CLAMP ASSEMBLY AIR CLEANER.....	EA	1
17	4	PAOZZ	2940-00-150-7539	1395C2	78940	.FILTER ASSEMBLY AIR CLEANER.....	EA	1



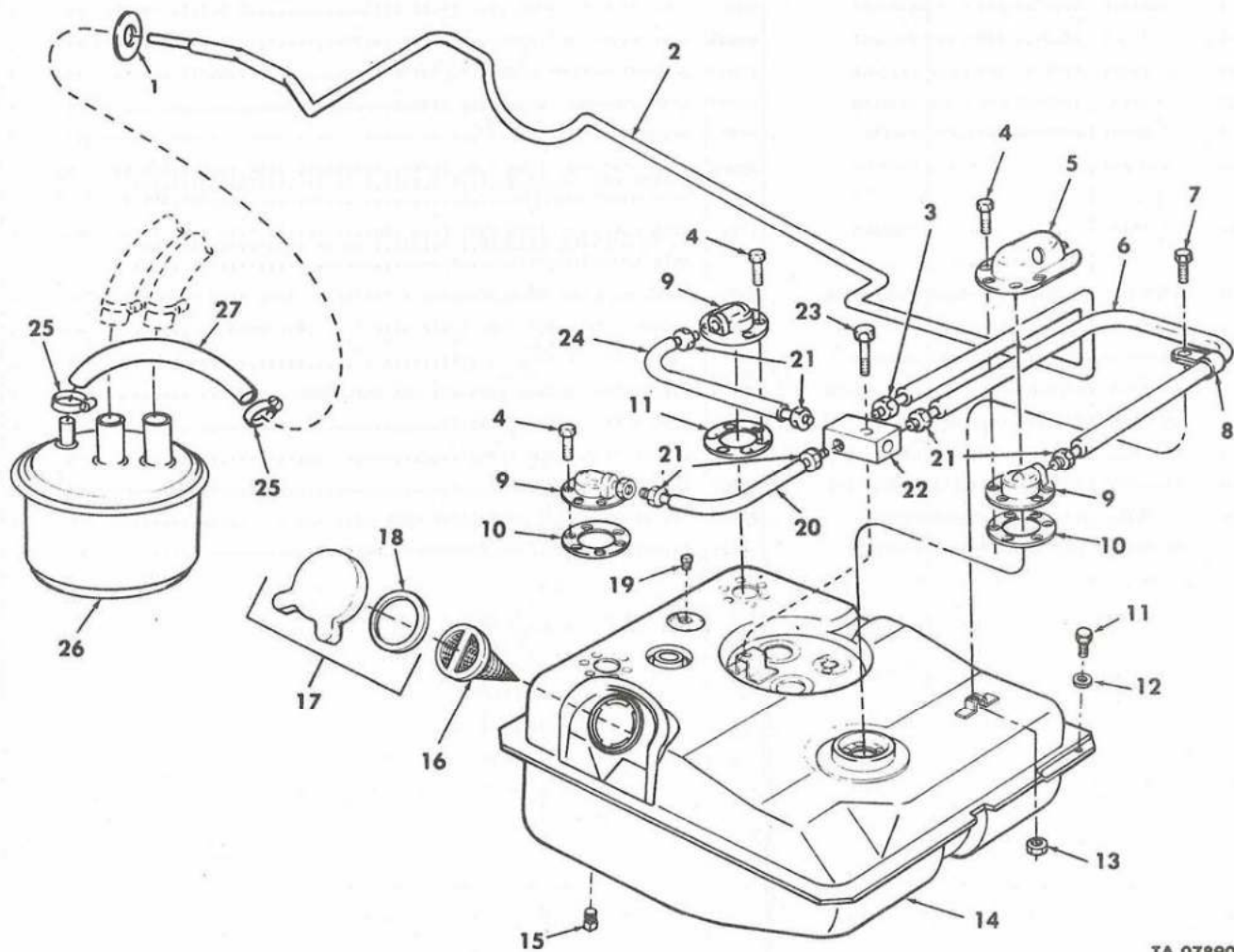
TA 079147

Figure 18. Fuel Tank (All Models) and Fuel Lines and Fittings (M151, M151A1, M151A1C and M718).

SECTION II

TMS-2320-218-20P

(1) ILLUSTRATION		(2)	(3)	(4)	(5)	(6)	(7)	(8)
(a) FIG NO.	(b) ITEM NO.	SMR CODE	FEDERAL STOCK NUMBER	PART NUMBER	FSCM	DESCRIPTION USABLE ON CODE	U/M	QTY INC IN UNIT
GROUP 0306 FUEL TANK, FUEL LINES AND FITTINGS								
18	1	MFOZZ		7345065	19207	TUBE ASSEMBLY FRONT FUEL TANK VENT, FABRICATE FROM 3/4 INCHES TUBE STEEL 4710002898165, TUBE FLEXIBLE NON-METALIC 3/2 INCHES 5975003021201 AND 2 NUTS 4730002889390..... 178,243,910,911	EA	1
18	2	PAOZZ	4730-00-958-6079	10921892	19207	ELBOW CARBURETOR FUEL INLET HOSE..... 178,243,910,911	EA	1
18	3	PAOZZ	4730-00-832-5670	8764623	19207	LOCKNUT PIPE FUEL LINE INLET ELBOW..... 178,243,910,911	EA	1
18	4	PAOZZ	2910-00-770-1643	7062167	19207	HOSE ASSEMBLY CARBURETOR FUEL INLET..... 178,243,910,911	EA	1
18	5	PAOZZ	5325-01-038-2318	7703461	19207	GROMMET RUBBER REAR FUEL SUPPLY LINE..... 178,243,910,911	EA	1
18	6	PAOZZ	5340-00-578-1403	7345120	19207	CLIP ASSEMBLY REAR FUEL LINE.....	EA	2
18	7	PAOZZ	4320-00-775-1478	424673	21450	SCREW ASSEMBLY.....	EA	1
18	8	MFOZZ		7345116	19207	TUBE ASSEMBLY REAR FUEL SUPPLY, FABRICATE FROM TUBE STEEL 57 INCHES 4710006405419, TUBE FLEXIBLE 55 IN 5975001771930, AND 2 NUTS 4730000137398..... 178,243,910,911	EA	1
18	9	MFOZZ		7345115	19207	TUBE ASSEMBLY REAR FUEL TANK VENT, FABRICATE FROM TUBE STEEL 46 IN 4710002898165, TUBE FLEXIBLE 44 IN 5975001771930, AND 2 NUTS 4730002889390.....	EA	1
18	10	PAOZZ	5306-00-225-9088	M590726-33	96906	BOLT, MACHINE 5/16-24UNF-2A X 7/8 IN. LG FUEL TANK MOUNTING..	EA	4
18	11	PAOZZ	5310-00-901-0279	M545904-74	96906	WASHER, LOCK FOR 5/16 SCREW SIZE FUEL TANK MOUNTING.....	EA	4
18	12	PAOZZ	2910-00-765-4349	7046622	19207	TANK ASSEMBLY FUEL ENGINE.....	EA	1
18	13	PAOZZ	4730-00-221-2136	M520913-1S	96906	PLUG, PIPE SQUARE HEAD 1/8 NPT FUEL TANK.....	EA	1
18	14	PAOZZ	4730-00-044-4577	444577	30379	PLUG PIPE FUEL TANK DRAIN.....	EA	1
18	15	PAOZZ	5330-00-930-2060	8712325	19207	GASKET FUEL TANK CAP.....	EA	1
18	16	PAOZZ	2910-00-405-0216	11660517-1	19207	CAP FUEL TANK FILLER.....	EA	1
18	17	PAOZZ	4730-00-542-3205	178681	21450	TEE PIPE TO TUBE FUEL TANK VENT LINE.....	EA	1
18	18	PAOZZ	5325-00-124-1396	7345121	19207	GROMMET RUBBER FUEL TANK VENT LINE.....	EA	1



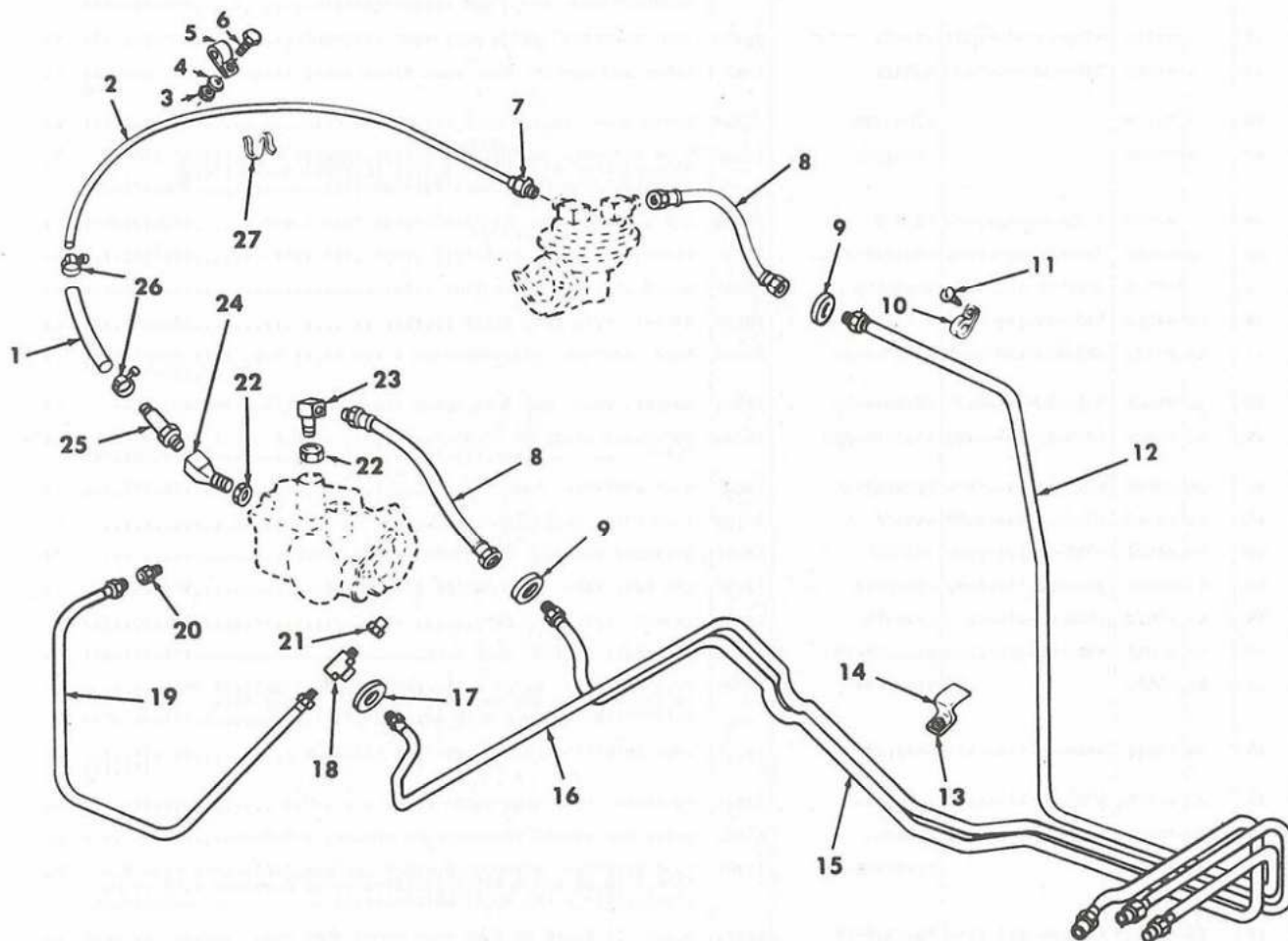
TA 078902

Figure 19. Fuel Tank, Fuel Vapor Canister, and Vapor Vent Lines

SECTION II

TH9-2320-218-20P

(1) ILLUSTRATION		(2)	(3)	(4)	(5)	(6)	(7)	(8)
(a) FIG NO.	(b) ITEM NO.	SMR CODE	FEDERAL STOCK NUMBER	PART NUMBER	FSCM	DESCRIPTION	U/M	QTY INC IN UNIT
						USABLE ON CODE		
						GROUP 0306 CONTINUED		
19	1	PAQZZ	5325-00-184-9846	MS35489-10	96906	GROMMET,RUBBER FUEL TANK VAPOR TUBE.....B30,B31,B32 4720000808586.....B30,B31,B32	EA	1
19	2	MFOZZ		11681690	19207	TUBE ASSEMBLY VAPOR VENT MANIFOLD TO CANISTER FABRICATE FROM 68 IN STEEL TUBE 4710002775526,55 IN TUBE FLEXIBLE 5975001771930 AND 1 NUT 4730000142427.....B30,B31,B32	EA	1
19	3	PAQZZ	4730-00-014-2427	142427	21450	NUT INVERTED VAPOR VENT TUBE ASSEMBLY.....B30,B31,B32	EA	1
19	4	PAQZZ	5306-00-042-5827	425827	24617	SCREW AND WASHER FUEL TANK FLOAT VALVE ATTACHING.....B30,B31 B32	EA	6
19	5	XBOZZ		11613719	19207	GUARD FLOAT VALVE FUEL TANK.....B30,B31,B32	EA	1
19	6	MOOZZ		11681696	19207	TUBE ASSEMBLY VAPOR VENT REAR,FABRICATE FROM,TUBING COPPER 30.00 IN.LG 4710002775520,TUBE FLEXIBLE 26.50 IN.LG 5975010108919 AND 2 NUTS 4730000142431.....B30,B31,B32	EA	1
19	7	PAQZZ	5305-00-042-0475	420475	21450	SCREW FUEL TANK REAR VAPOR VENT TUBE CLAMP.....B30,B31,B32	EA	1
19	8	PAQZZ	5340-00-057-2691	MS21333-4	96906	CLAMP,LOOP FUEL TANK REAR VAPOR VENT TUBE.....B30,B31,B32	EA	1
19	9	PAQZZ	4820-00-155-8276	11681698	19207	VALVE ASSEMBLY FUEL TANK FLOAT.....B30,B31,B32	EA	3
19	10	PAQZZ	5330-00-185-9927	11681705	19207	GASKET FUEL TANK FLOAT VALVE.....B30,B31,B32	EA	3
19	11	PAQZZ	5306-00-225-9088	MS90726-33	96906	BOLT, MACHINE 5/16-24UNF-2A X 7/8 IN.LG FUEL TANK MOUNTING.. B30,B31,B32	EA	4
19	12	PAQZZ	5310-00-901-0279	MS45904-74	96906	WASHER, LOCK FOR 5/16 SCREW SIZE FUEL TANK MOUNTING.....	EA	4
19	13	PAQZZ	5310-00-934-9758	MS35649-202	96906	NUT,PLAIN HEXAGON NO.10-24,FUEL TANK REAR VAPOR VENT TUBE CLAMP.....B30,B31,B32	EA	1
19	14	PAQZZ	2910-00-174-7676	11681699	19207	TANK ASSEMBLY FUEL.....B30,B31,B32	EA	1
19	15	PAQZZ	4730-00-044-4577	444577	30379	PLUG PIPE FUEL TANK DRAIN.....	EA	1
19	16	PAQZZ	4730-00-202-6063	8329781	19207	STRAINER ELEMENT FUEL TANK FILLER PIPE.....	EA	1
19	17	PAQZZ	2910-00-162-1985	11681707	19207	CAP FUEL TANK WITH GASKET NON VENTED.....B30,B31,B32	EA	1
19	18	PAQZZ	5330-00-930-2060	8712325	19207	GASKET FUEL TANK CAP.....B30,B31,B32	EA	1
19	19	PAQZZ	4730-00-221-2136	MS20913-15	96906	PLUG,PIPE SQUARE FUEL TANK.....B30,B31,B32	EA	1
19	20	MOOZZ		11681694	19207	TUBE ASSEMBLY VAPOR VENT,LEFT FORWARD,FABRICATE FROM 13.00 IN COPPER TUBE 4710002775524,9.50 IN TUBING FLEX 5975010108919 AND 2 NUTS 4730000142431.....B30,B31,B32	EA	1
19	21	PAQZZ	4730-00-014-2431	5262187	19207	NUT INVERTED VAPOR VENT TUBE ASSEMBLY.....B30,B31,B32 B31,B32	EA	2
19	22	PAQZZ	4730-00-180-6811	11681691	19207	MANIFOLD FUEL TANK VAPOR LINE.....B30,B31,B32	EA	1
19	23	PAQZZ	5305-00-202-0772	420484	21450	SCREW AND WASHER MANIFOLD TO BRACKET ATTACHING.....B31	EA	1
19	24	MOOZZ		11681695	19207	TUBE ASSEMBLY VAPOR VENT,RIGHT FORWARD,FABRICATED FROM TUBE COPPER 10.00 IN LG 4710002775524,TUBING FLEXIBLE 9.50 IN LG 5975010108919 AND 2NUTS 4730000142431.....B30,B31,B32	EA	1
19	25	PAQZZ	4730-00-908-3195	MS35842-10	96906	CLAMP CANISTER TO FUEL TANK VAPOR TUBE HOSE.....B30,B31,B32	EA	2
19	26	PAQZZ	2910-00-157-0651	11681677	19207	CANISTER ASSEMBLY FUEL VAPOR STORAGE.....B30,B31,B32	EA	1
19	27	PAQZZ	4720-00-005-5008	10886344-3	19207	HOSE RUBBER TYPE 1 5-16 IN. NOMINAL ID 11.50-11.75 IN. LG CANISTER TO FUEL TANK VAPOR TUBE.....B30,B31,B32	EA	1



TA 079148

Figure 20. Fuel Lines and Fittings (M151A2, M825 and M718A1).

SECTION II

TM9-2320-218-20P

(1) ILLUSTRATION		(2)	(3)	(4)	(5)	(6)	(7)	(8)
(a) FIG NO.	(b) ITEM NO.	SMR CODE	FEDERAL STOCK NUMBER	PART NUMBER	FSCM	DESCRIPTION USABLE ON CODE	U/M	QTY INC IN UNIT
20	1	MOOZZ		11660435-5	19207	GROUP 0306 CONTINUED HOSE CARBURETOR FUEL INLET 6.50 IN LONG, FABRICATE FROM 4720004030875.....B30,B31,B32	EA	1
20	2	MOOZZ		11660519	19207	TUBE ASSEMBLY FUEL PUMP, FABRICATE FROM 23 INCHES COPPER TUBE 4710002775526 AND 1 INVERTED NUT 4730000137398.....B30,B31,B32	EA	1
20	3	PAOZZ	5310-00-761-6882	MS51967-2	96906	NUT, PLAIN, HEXAGON 1/4-20UNC FUEL PUMP TO CARBURETOR TUBE CLAMP.....B30,B31,B32	EA	1
20	4	PAOZZ	5310-00-582-5965	MS35338-44	96906	WASHER, LOCK 1/4 IN SCREW SIZE FUEL PUMP TO CARBURETOR TUBE CLAMP.....B30,B31,B32	EA	1
20	5	PAOZZ	5340-00-993-6207	MS21333-99	96906	CLAMP, LOOP FUEL PUMP TO CARBURETOR TUBE.....B30,B31,B32	EA	1
20	6	PAOZZ	5305-00-068-0500	MS90725-3	96906	SCREW, CAP, HEXAGON HEAD 1/4-20UNC x 1/2 IN LG, FUEL PUMP TO CARBURETOR TUBE CLAMP.....B30,B31,B32	EA	1
20	7	PAOZZ	4730-00-013-7398	137398	21450	INVERTED NUT, TUBE COUPLING, INVERTED FLARE FOR 5/16 OD TUBING	EA	1
20	8	PAOZZ	4720-00-181-8111	7062167-1	19207	HOSE ASSEMBLY FUEL RETURN LINE.....B30,B31,B32	EA	1
20	9	PAOZZ	5325-00-682-1473	7703461	19207	GROMMET, RUBBER REAR FUEL SUPPLY AND RETURN LINE.....	EA	2
20	10	PAOZZ	5340-00-779-5620	MS21333-6	96906	CLAMP LOOP, REAR FUEL SUPPLY TUBE RETAINING.....B30,B31,B32	EA	1
20	11	PAOZZ	5305-00-017-8466	178466	21450	SCREW, CLAMP RETAINING.....B30,B31,B32	EA	1
20	12	MFOZZ		11644924	19207	TUBE ASSEMBLY, FUEL INLET, FABRICATE FROM 63 IN TUBE FLEXIBLE 5975-00-177-1930 (2) INVERTED NUTS 4730-00-013-7398 AND 67 IN STEEL TUBE 4710-00-289-8165.....B30,B31,B32	EA	1
20	13	PAOZZ	5305-00-042-4635	424635	21450	SCREW ASSEMBLY REAR FUEL LINE RETAINING.....	EA	2
20	14	PAOZZ	5340-00-678-1403	7345120	19207	CLIP, SPRING TENSION REAR FUEL LINE.....	EA	2
20	15	MFOZZ		7345116	19207	TUBE ASSEMBLY REAR FUEL RETURN, FABRICATE FROM 60 INCHES STEEL TUBE 4710006405415, 55 INCHES TUBE, FLEXIBLE 5975001771930 AND (2) NUTS 4730000137398.....B30,B31,B32	EA	1
20	16	MFOZZ		7345115	19207	TUBE ASSEMBLY REAR FUEL TANK VENT, FABRICATE FROM 46 INCHES STEEL TUBE 4710002898165, 40 INCHES FLEXIBLE TUBE 5975001771930 AND (2) NUTS 4730000137398.....	EA	1
20	17	PAOZZ	5325-00-124-1396	7345121	19207	GROMMET RUBBER FUEL TANK VENT LINE.....	EA	1
20	18	PAOZZ	4730-00-542-3205	178681	21450	TEE PIPE TO TUBE FUEL TANK VENT LINE.....	EA	1
20	19	MFOZZ		7345065	19207	TUBE FRONT FUEL TANK VENT FABRICATE FROM 34 INCHES STEEL TUBE 4710-00-289-8165 32 INCHES FLEXIBLE TUBE 5975-01-010-8919 AND (2) NUTS 4730000142431.....B30,B31,B32	EA	1
20	20	PAOZZ	4730-00-277-8764	137404	21450	CONNECTOR FRONT FUEL TANK VENT TUBE TO AIR CLEANER.....B30,B31,B32	EA	1
20	21	PAOZZ	4730-00-491-6436	11639773	19207	CAP FUEL TANK VENT LINE TEE.....	EA	1
20	22	PAOZZ	4730-00-832-5670	8764823	19207	LOCKNUT PIPE FUEL LINE INLET AND RETURN ELBOW.....B30,B31,B32	EA	2
20	23	PAOZZ	4730-00-958-6079	10921892	19207	ELBOW CARBURETOR FUEL RETURN HOSE.....B30,B31,B32	EA	1
20	24	PAOZZ	4730-00-006-4005	11641104	19207	ELBOW, PIPE 30 DEG IN-LINE FILTER TO CARBURETOR.....B30,B31,B32	EA	1
20	25	PAOZZ	2910-00-176-8928	11640944	19207	FILTER ASSEMBLY, IN-LINE FUEL.....B30,B31,B32	EA	1
20	26	PAOZZ	4730-00-908-3195	MS35842-10	96906	CLAMP, HOSE, CARBURETOR FUEL INLET.....B30,B31,B32	EA	2
20	27	PAOZZ	5340-00-333-6078	8329624	19207	CLIP, SPRING TENSION VENT TUBE RETAINING.....B30,B31,B32	EA	3

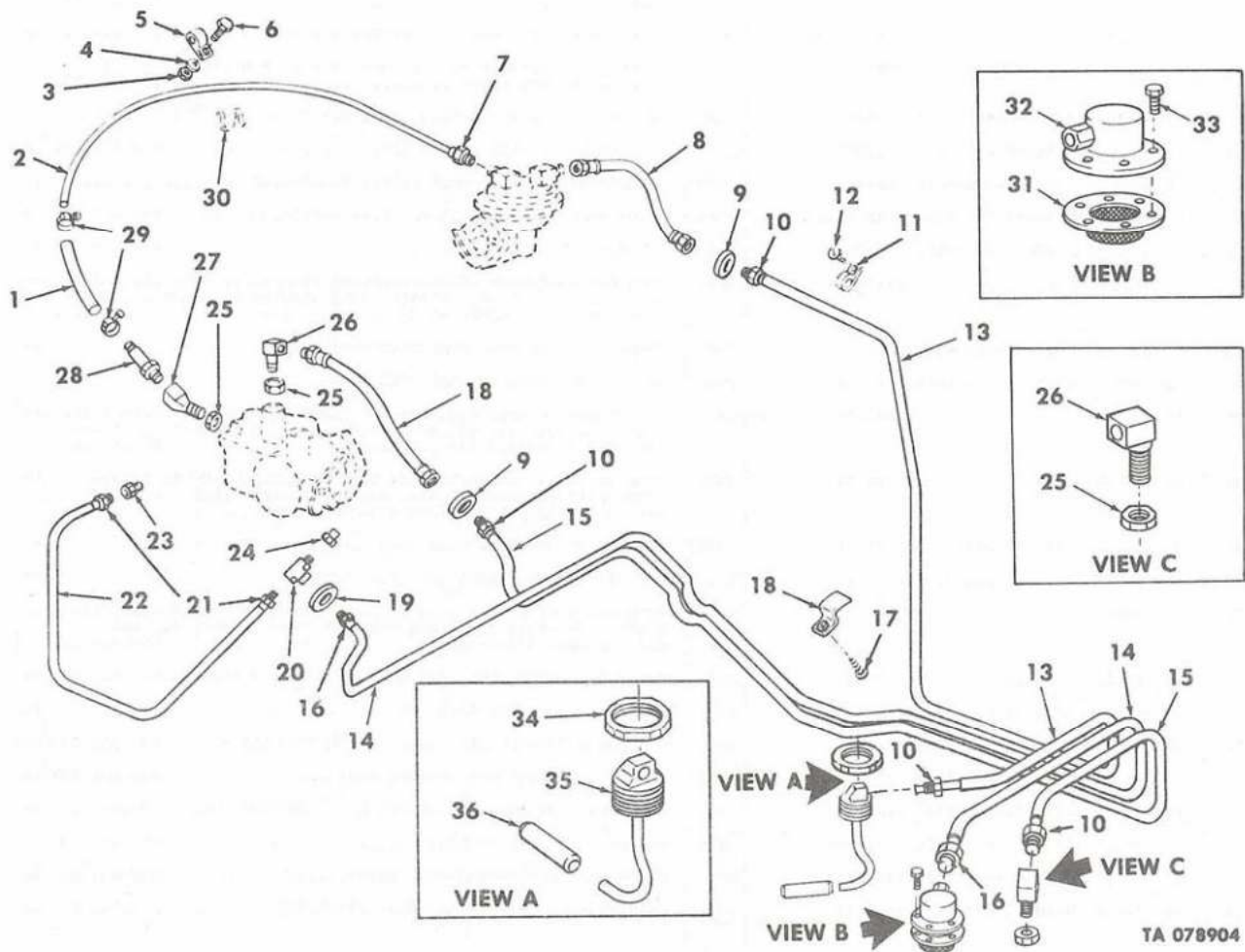


Figure 21. Fuel Lines and Fittings (M151A2, M825, and M718A1 (Emission Control).

SECTION II

TM9-2320-218-20P


(1) ILLUSTRATION		(2) SMR CODE	(3) FEDERAL STOCK NUMBER	(4) PART NUMBER	(5) FSCM	(6) DESCRIPTION USABLE ON CODE	(7) U/M	(8) QTY INC IN UNIT
GROUP 0306 CONTINUED								
21	1	MOOZZ		11660435-5	19207	HOSE,RUBBER CARBURETOR FUEL INLET 6.50 IN LG,FABRICATE FROM 4720000808586.....B30,B31,B32	FT	1
21	2	MOOZZ		11660519	19207	TUBE ASSEMBLY FUEL PUMP TO CARBURETOR,FABRICATE FROM,TUBING COPPER 28 IN. LG,4710002775526,AND 1 INVERTED NUT 4730000137398.....B30,B31,B32	EA	1
21	3	PAOZZ	5310-00-761-6882	MS51967-2	96906	NUT, PLAIN, HEXAGON 1/4-20UNC-2B FUEL PUMP TO CARBURETOR TUBE CLAMP.....B30,B31,B32	EA	1
21	4	PAOZZ	5310-00-582-5965	MS35338-25	96906	WASHER, LOCK FOR 1/4 SCREW SIZE FUEL PUMP TO CARBURETOR TUBE CLAMP.....B30,B31,B32	EA	1
21	5	PAOZZ	5340-00-993-6207	MS21333-99	96906	CLAMP, LOOP 5/16 NOM DIA FUEL PUMP TO CARBURETOR TUBE RETAINING.....B30,B31,B32	EA	1
21	6	PAOZZ	5303-00-068-0500	MS90725-3	96906	SCREW,CAP,HEXAGON HEAD 1/4-20UNC-2A X 1/2 IN LG TO ATTACH FUEL PUMP TO CARBURETOR TUBE CLAMP.....		
21	7	PAOZZ	4730-00-013-7398	137398	24617	INVERTED NUT 5-16,USED TO FABRICATE TUBE ASSEMBLY,FUEL PUMP TO CARBURETOR, 11660519.....B30,B31,B32	EA	1
21	8	PAOZZ	4720-00-181-8111	7062167-1	19207	HOSE ASSEMBLY FUEL RETURN LINE EVAPORATIVE SYSTEM....B30,B31,B32	EA	1
21	9	PAOZZ	5325-01-038-2318	7703461	19207	GROMMET RUBBER REAR FUEL RETURN AND SUPPLY LINES....B30,B31,B32	EA	2
21	10	PAOZZ	4730-00-014-2427	142427	21450	NUT INVERTED TUBE COUPLING FUEL INLET.....B30,B31,B32	EA	2
21	11	PAOZZ	5340-00-779-5620	MS21333-6	96906	CLAMP, LOOP 7/16 NOM DIA REAR FUEL SUPPLY TUBE RETAINING....B30,B31,B32	EA	1
21	12	PAOZZ	5305-00-022-8358	178466	24617	SCREW,ASSEMBLED REAR FUEL SUPPLY TUBE CLAMP RETAINING....B30,B31,B32	EA	1
21	13	MOOZZ		11613717	19207	TUBE ASSEMBLY FUEL INLET FABRICATE FROM 63 INCHES TUBE COPPER 4710002775526,60 INCHES TUBE FLEXIBLE 5975001771930 AND 2 NUTS 4730000142427.....B30,B31,B32	EA	1
21	14	MOOZZ		11613716	19207	TUBE ASSEMBLY FUEL VENT REAR,FABRICATE FROM,TUBING COPPER 58.00 IN LG 4710002775524,TUBING FLEXIBLE 55.00 IN LG 59750010108919 AND 2 NUTS 4730000142431.....B30,B31,B32	EA	1
21	15	MOOZZ		11613715	19207	TUBE ASSEMBLY FUEL RETURN REAR FABRICATE FROM 55 INCHES COPPER TUBE 4710002775526,52 INCHES TUBE FLEXIBLE 5975001771930 AND 2 NUTS 4730000142427.....B30,B31,B32	EA	1
21	16	PAOZZ	4730-00-014-2431	5262187	19207	NUT INVERTED TUBE COUPLING FUEL VENT REAR.....B30,B31,B32	EA	2
21	17	PAOZZ	5305-00-042-3437	423437	21450	SCREW FUEL TANK TUBE CLIPS.....B30,B31,B32	EA	2
21	18	PAOZZ	5340-00-204-9916	11681689	19207	CLIP ASSEMBLY FUEL TANK TUBES.....B30,B31,B32	EA	2
21	19	PAOZZ	5325-00-124-1396	7345121	19207	GROMMET,RUBBER FUEL TANK VENT LINE.....B30,B31,B32	EA	1
21	20	PAOZZ	4730-00-542-3205	178681	21450	TEE PIPE TO TUBE,FUEL TANK VEND.....B30,B31,B32	EA	1
21	21	PAOZZ	4730-00-288-9390	137396	24617	NUT,INVERTED,TUBE COUPLING.....B30,B31,B32	EA	2
21	22	MFOZZ		7345065	19207	TUBE ASSEMBLY FRONT FUEL VENT,FABRICATE FROM,TUBING STEEL 4710002898165 34.00 IN LG,TUBING FLEXIBLE 32.00 IN LG 59750010108919 2 NUTS 47300002889390.....B30,B31,B32	EA	1
21	23	PAOZZ	4730-00-277-8764	137404	2140	ADAPTER,FRONT FUEL TANK VENT TUBE TO AIR CLENER...B30,B31,B32	EA	1
21	24	PAOZZ	4730-00-491-6436	11639773	19207	CAP,PIPE FUEL TANK VENT LIVE TEE.....B30,B31,B32	EA	1
21	25	PAOZZ	4730-00-532-5670	8764823	19207	LOCKNUT,PIPE CARBURETOR FUEL INLET ELBOW 1,CARBURETOR FUEL RETURN ELBOW 1,FUEL TANK RETURN ELBOW 1.....B30,B31,B32	EA	3
21	26	PAOZZ	4730-00-958-6079	10921892	19207	ELBOW CARBURETOR FUEL RETURN HOSE 1,FUEL TANK RETURN TUBE 1.....B30,B31,B32	EA	2
21	27	PAOZZ	4730-00-006-4005	11641104	19207	ELBOW,PIPE 30DEG IN LINE FUEL FILTER TO CARBURETOR....B30,B31,B32	EA	1
21	28	PAOZZ	2910-00-176-8928	11640944	19207	FILTER ASSEMBLY CARBURETOR FUEL.....B30,B31,B32	EA	1

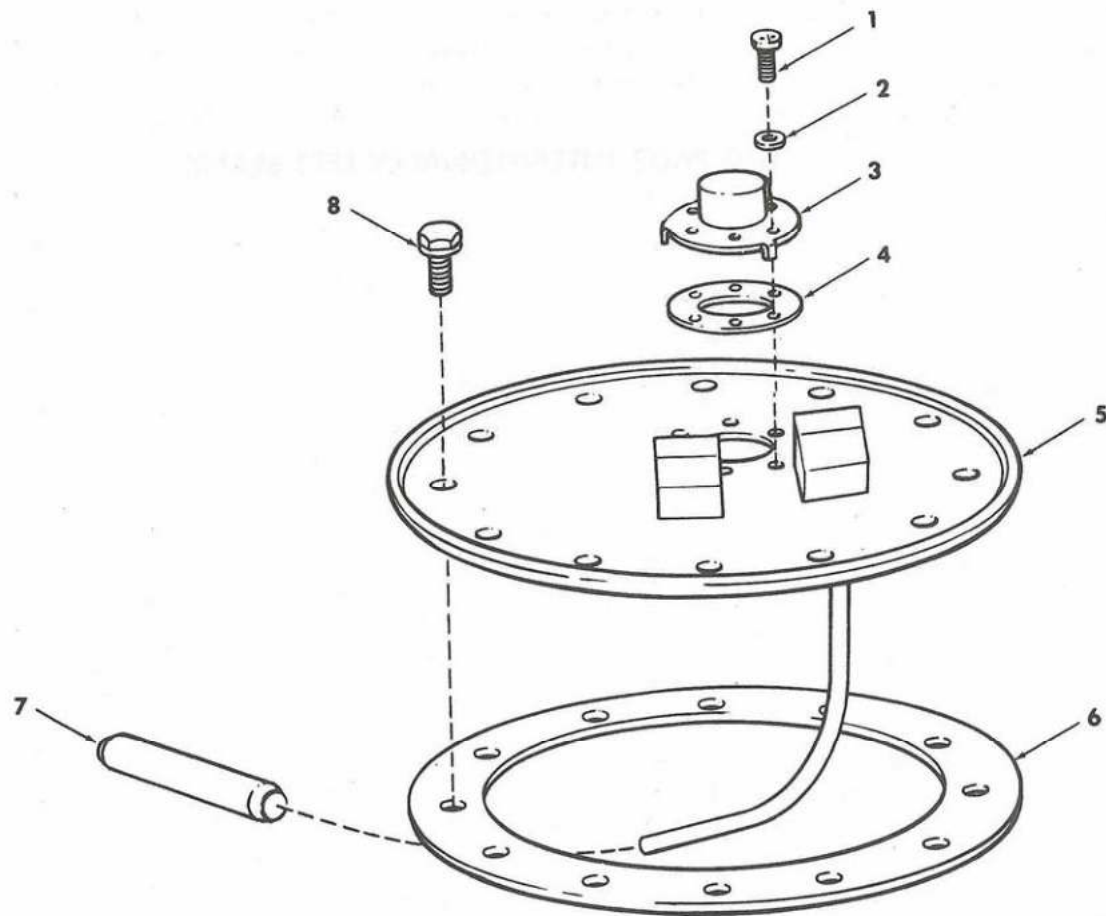
SECTION II

TM9-2320-218-20P

(1) ILLUSTRATION		(2)	(3)	(4)	(5)	(6)	(7)	(8)
(a) FIG NO.	(b) ITEM NO.	SMR CODE	FEDERAL STOCK NUMBER	PART NUMBER	FSCM	DESCRIPTION USABLE ON CODE	U/M	QTY INC IN UNIT
21	29	PAOZZ	4730-00-908-3195	MS35842-10	96906	CLAMP, HOSE 7/16 MIN-25/32 MAX DIA CARBURETOR FUEL INLET.... B30,B31,B32	EA	2
21	30	PAOZZ	5340-00-333-6078	8329624	19207	CLIP, SPRING TENSION FUEL AND VENT TUBE RETAINING.....B30,B31 B32	EA	1
21	31	PAOZZ	2910-00-295-9993	11639594	19207	SCREEN AND GASKET FUEL TANK VENT.....	EA	1
21	32	PAOZZ	2910-01-034-5106	7045099	19207	BREATHER FUEL TANK.....B30,B31,B32	EA	1
21	33	PAOZZ	5305-00-042-0463	420463	24617	SCREW, ASSEMBLED FUEL TANK BREATHER...B30,B31,B32	EA	6
21	34	PAOZZ	4730-00-832-5670	8764823	19207	LOCKNUT SEAL INLET TUBE FITTING FUEL TANK.....B32	EA	1
21	35	XBOZZ		11681688	19207	FITTING ASSEMBLY INLET FUEL TANK.....B30,B31,B32	EA	1

THIS PAGE INTENTIONALLY LEFT BLANK





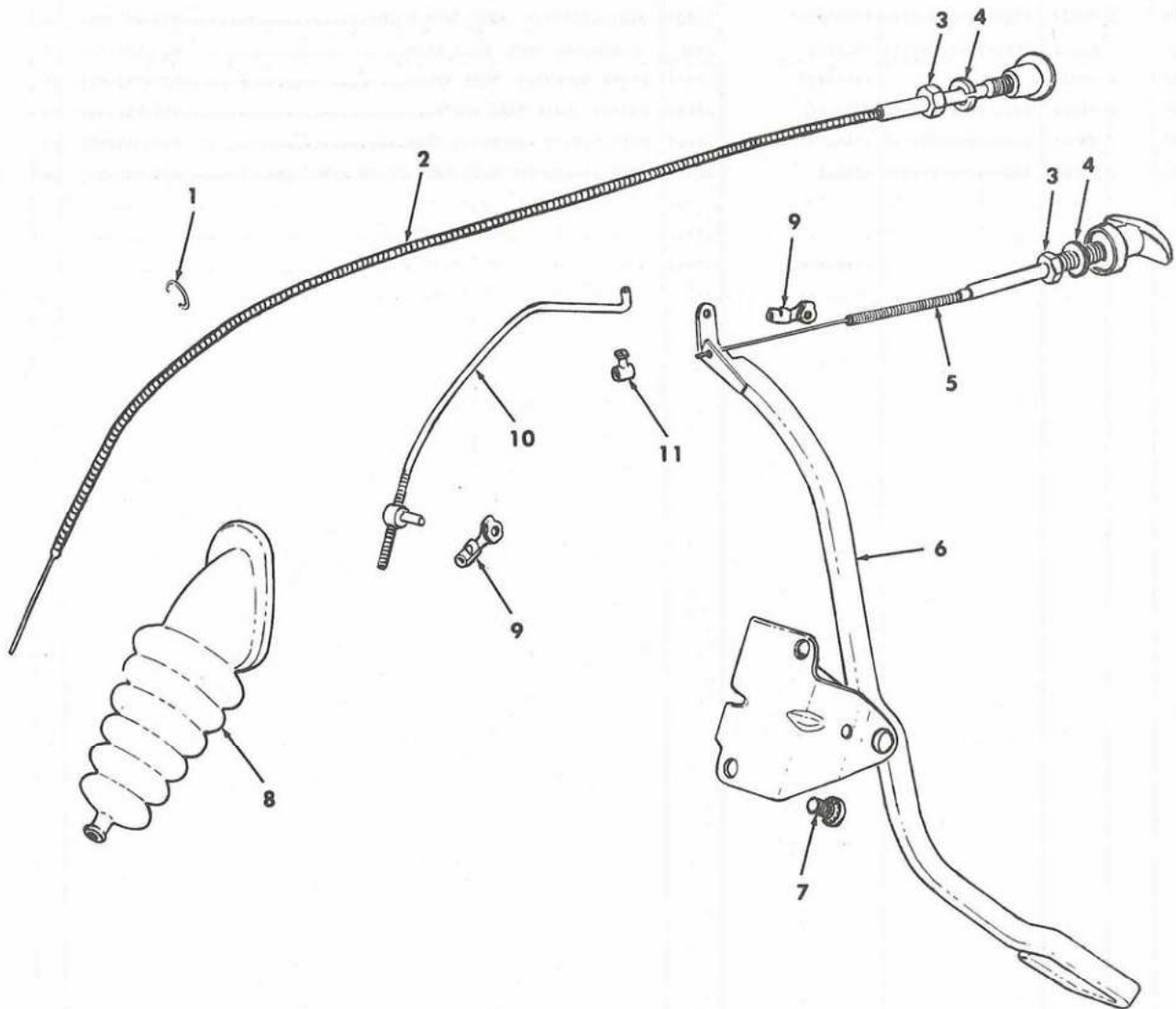
TA 078905

*Figure 22. Fuel In-Tank Filter and Related Parts
(M151A2, M825 and M718A1).*

SECTION II

TH9-2320-218-20P

(1) ILLUSTRATION		(2)	(3)	(4)	(5)	(6)	(7)	(8)
(a) FIG NO.	(b) ITEM NO.	SMR CODE	FEDERAL STOCK NUMBER	PART NUMBER	FSCM	DESCRIPTION USABLE ON CODE	U/M	QTY INC IN UNIT
GROUP 0306 CONTINUED								
22	1	PAOZZ	5305-00-984-6191	MS35206-243	96906	SCREW, MACHINE NO.6-32UNC-2A X 3/8 IN. LG FUEL TANK AIR VENT.	EA	6
22	2	PAOZZ	5310-00-735-1043	7351043	19207	WASHER, FLAT FUEL TANK AIR VENT.....	EA	6
22	3	PAOZZ	2910-01-034-5106	7045099	19207	VENT ASSEMBLY FUEL TANK COVER.....B30,B31,B32	EA	1
22	4	PAOZZ	5330-00-005-6073	7045097	19207	GASKET, AIR VENT FUEL TANK.....B30,B31,B32	EA	1
22	5	XBOZZ		11644907	19207	COVER ASSEMBLY FUEL TANK.....B30,B31,B32	EA	1
22	6	PAOZZ	5330-00-578-1855	7331166	19207	GASKET FUEL TANK COVER.....B30,B31,B32	EA	1
22	7	PAOZZ	6230-00-165-4017	11641033	19207	FILTER, FUEL INLET IN-TANK.....B30,B31,B32	EA	1
22	8	PAOZZ	5306-00-042-5848	425848	24617	BOLT ASSEMBLED FUEL TANK COVER ATTACHING.....B30,B31,B32	EA	12



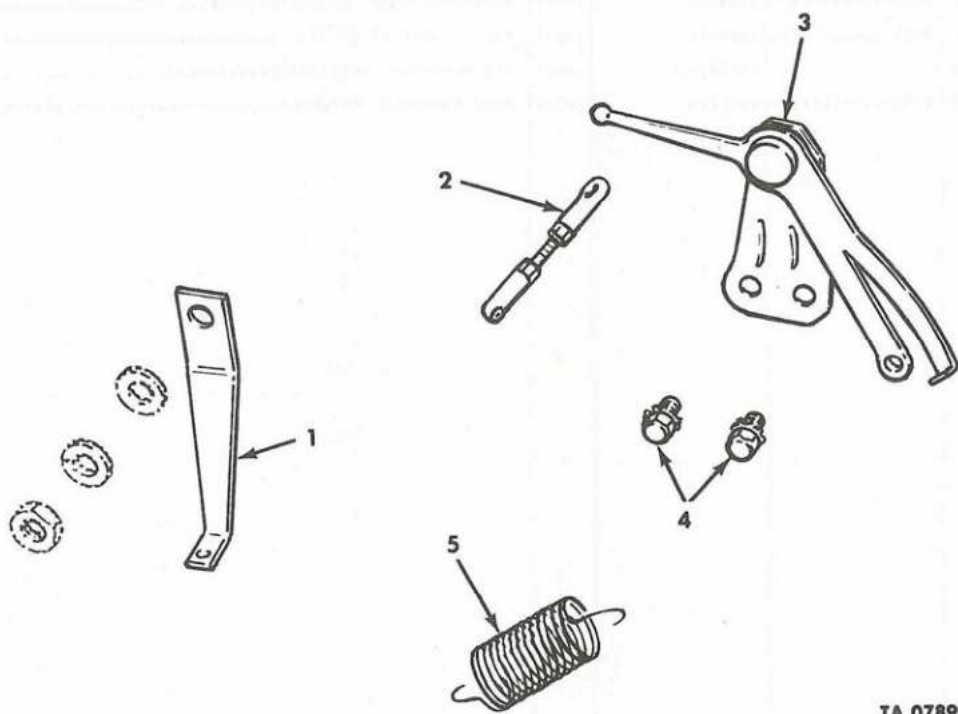
TA 078906

Figure 23. Accelerator, Throttle and Choke Controls.

SECTION II

TM9-2320-218-20P

(1) ILLUSTRATION		(2)	(3)	(4)	(5)	(6)	(7)	(8)
(a) FIG NO.	(b) ITEM NO.	SMR CODE	FEDERAL STOCK NUMBER	PART NUMBER	FSCM	DESCRIPTION USABLE ON CODE	U/M	QTY INC IN UNIT
GROUP 0312 ACCELERATOR, THROTTLE AND CHOKE								
23	1	PAOZZ	5975-00-984-5582	MS3367-1-0	96906	STRAP, TIEDOWN CHOKE CONTROL.....	EA	1
23	2	PAOZZ	2590-00-930-4360	8754129	19207	CHOKE ASSEMBLY CARBURETOR.....	EA	1
23	3	PAOZZ	5310-00-975-2075	MS35691-21	96906	NUT, PLAIN, HEXAGON 3-8 24UNF-28 CHOKE CONTROL MOUNTING 1 THROTTLE CONTROL MOUNTING 1.....	EA	2
23	4	PAOZZ	5310-00-637-9541	MS35338-46	96906	WASHER, LOCK FOR 3-8 SCREW SIZE CHOKE CONTROL MOUNTING 1 THROTTLE MOUNTING 1.....	EA	2
23	5	PAOZZ	2590-00-578-3089	8754130	19207	THROTTLE ASSEMBLY CARBURETOR.....	EA	1
23	6	XBOZZ		11644850	19207	PEDAL AND BRACKET ACCELERATOR.....	EA	1
23	7	XDOZZ		425639	24617	SCREW AND WASHER ACCELERATOR BRACKET MOUNTING.....	EA	2
23	8	PAOZZ	2540-00-578-1353	8754175	19207	BELLOWS, RUBBER ACCELERATOR PEDAL ROD.....	EA	1
23	9	PAOZZ	2910-00-214-2707	8359992	19207	CLIP THROTTLE CONTROL ROD.....	EA	2
23	10	XBOZZ		11613665	19207	ROD ASSEMBLY ACCELERATOR.....	EA	1
23	11	PAOZZ	2540-00-737-1194	7371194	19207	STOP ASSEMBLY THROTTLE.....	EA	1



TA 078907

Figure 24. Bellcrank Assembly and Related Parts.

SECTION II

TM9-2320-218-20P

(1) ILLUSTRATION		(2)	(3)	(4)	(5)	(6)	(7)	(8)
(a) FIG NO.	(b) ITEM NO.	SMR CODE	FEDERAL STOCK NUMBER	PART NUMBER	FSCM	DESCRIPTION	U/M	QTY INC IN UNIT
						USABLE ON CODE		
						GROUP 0312 CONTINUED		
24	1	PAOZZ	2540-00-455-5830	8754177	19207	BRACKET ACCELERATOR SPRING RETAINING.....	EA	1
24	2	PAOZZ	2590-00-578-0769	8754707	19207	ROD ASSEMBLY ACCELERATOR BELLCRANK.....	EA	1
24	2	XDOZZ		11639583	19207	ROD ASSEMBLY ACCELERATOR BELLCRANK OPTIONAL WITH 8754707.... 830,831,832	EA	1
24	3	PAOZZ	2590-00-408-4674	8754153	19207	BELLCRANK ASSEMBLY ACCELERATOR.....	EA	1
24	4	PAOZZ	5306-00-017-8785	178785	21450	SCREW AND WASHER BELLCRANK ATTACHING.....	EA	2
24	5	PAOZZ	5360-00-578-3106	8754176	19207	SPRING HELICAL ACCELERATOR PEDAL EXTRACTING.....	EA	1

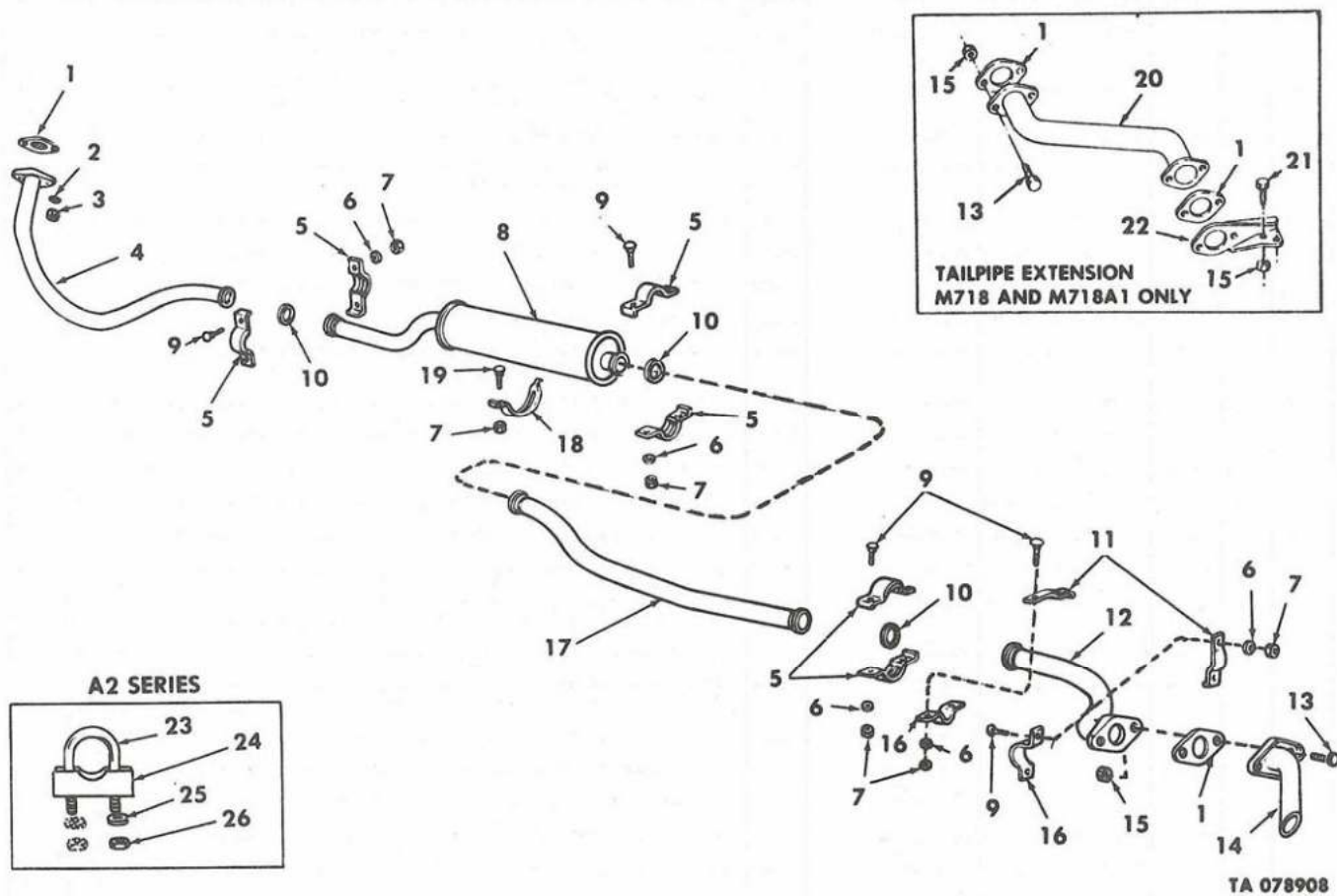
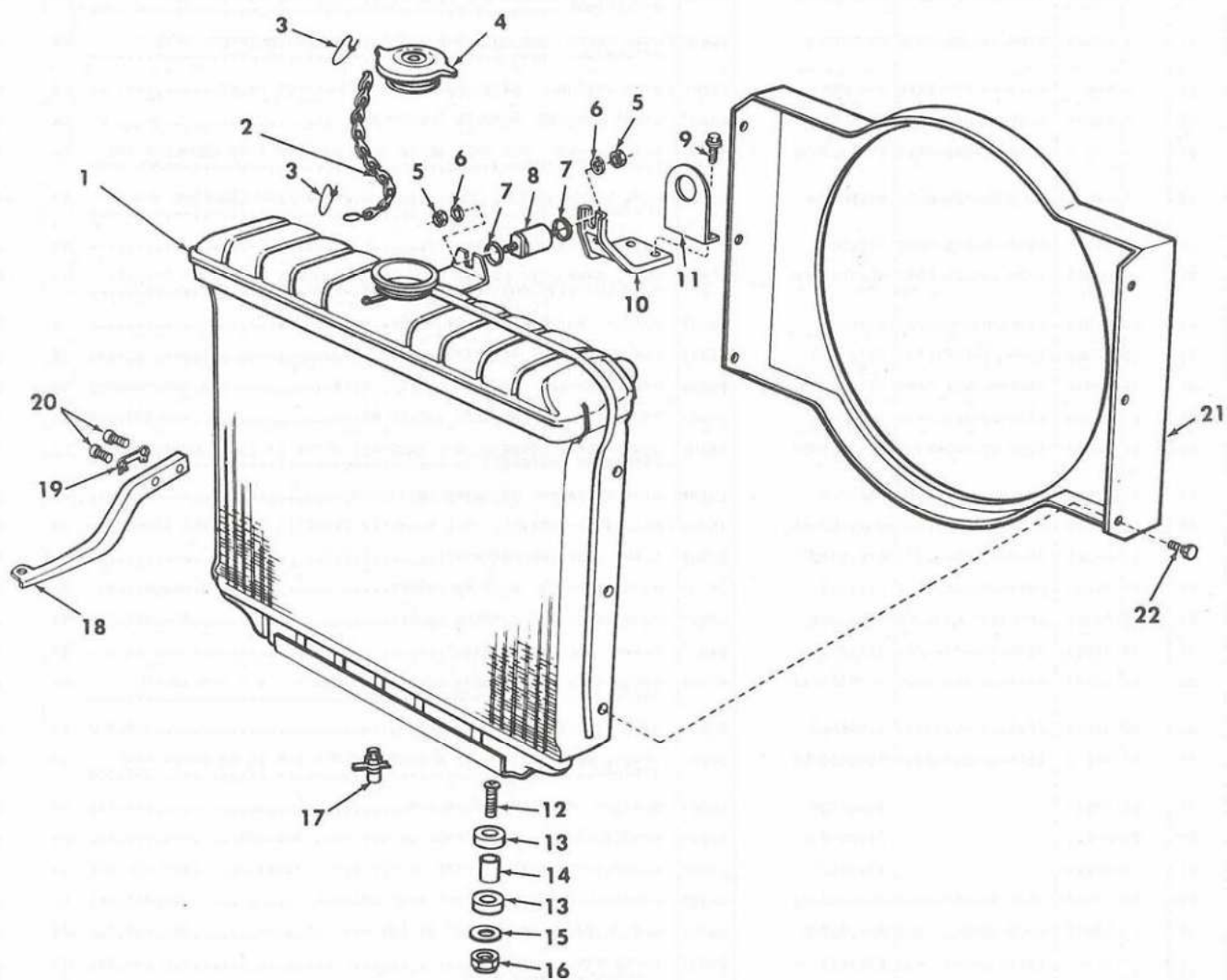


Figure 25. Muffler, Exhaust Pipes and Related Parts.

SECTION II

TM9-2320-218-20P

(1) ILLUSTRATION		(2)	(3)	(4)	(5)	(6)	(7)	(8)
(a) FIG NO.	(b) ITEM NO.	SMR CODE	FEDERAL STOCK NUMBER	PART NUMBER	FSCM	DESCRIPTION	U/M	QTY INC IN UNIT
						USABLE ON CODE		
GROUP 0401 MUFFLER AND PIPES								
25	1	PAOZZ	2990-00-678-3239	7331368	19207	GASKET, MANIFOLD OUTLET PIPE (1) TAILPIPE EXTENSION PIPE (1)	EA	2
25	2	PAOZZ	5310-00-637-9541	MS35338-46	96906	WASHER, LOCK FOR 3-8 SCREW SIZE MANIFOLD OUTLET PIPE ATTACHING.....	EA	2
25	3	PAOZZ	5310-00-903-3992	MS51970-3	96906	NUT, PLAIN, HEXAGON 3-8 24UNF-2B MANIFOLD OUTLET PIPE ATTACHING.....	EA	2
25	4	PAOZZ	2990-00-578-3240	7331256	19207	PIPE ASSEMBLY MANIFOLD OUTLET TO MUFFLER INLET.....	EA	1
25	5	PAOZZ	5340-00-578-3305	8754572	19207	CLAMP GROOVED MUFFLER INLET PIPE.....	EA	6
25	6	PAOZZ	5310-00-081-4219	MS27183-12	96906	WASHER, FLAT FOR 5-16 SCREW SIZE MUFFLER PIPE COUPLING AND CLAMP ATTACHING.....	EA	9
25	7	PAOZZ	5310-00-984-3806	MS51922-9	96906	NUT, SELF-LOCKING, 5-16 18UNC MUFFLER PIPE COUPLING AND CLAMP ATTACHING.....	EA	11
25	8	PAOZZ	2990-00-578-3241	7331260	19207	MUFFLER ENGINE EXHAUST.....	EA	1
25	9	PAOZZ	5306-00-721-5944	MS35751-41	96906	BOLT, CARRIAGE SQUARE NECK 5-16 18UNC-2A X 1 IN LG MUFFLER PIPE COUPLING AND CLAMP ATTACHING.....	EA	10
25	10	PAOZZ	5330-00-578-3237	7331366	19207	GASKET MUFFLER EXHAUST PIPE.....	EA	3
25	11	PAOZZ	5340-00-178-1379	10884989	19207	CLAMP MUFFLER TAILPIPE.....	EA	2
25	12	PAOZZ	2990-00-578-3242	7331267	19207	PIPE ASSEMBLY MUFFLER OUTLET, REAR.....178,243,910,911	EA	1
25	12	PAOZZ	2990-00-169-2892	11639660	19207	PIPE ASSEMBLY MUFFLER OUTLET REAR.....B30,B31,B32	EA	1
25	13	PAOZZ	5305-00-269-2802	MS90726-59	96906	SCREW, CAP, HEXAGON 3-8 24UNF-2A X 7-8 IN LG TAILPIPE EXTENSION ATTACHING.....	EA	2
25	14	PAOZZ	2990-00-064-6312	7046649	19207	PIPE ASSEMBLY TAILPIPE EXTENSION.....	EA	1
25	15	PAOZZ	5310-00-959-1488	MS51922-21	96906	NUT, SELF-LOCKING, 3-8 24UNF-2B TAILPIPE EXTENSION ATTACHING	EA	2
25	16	PAOZZ	5340-00-178-1378	10884990	19207	CLAMP MUFFLER TAILPIPE.....	EA	2
25	17	PAOZZ	2990-00-578-3243	7331265	19207	PIPE ASSEMBLY MUFFLER OUTLET.....178,243,910,911	EA	1
25	17	PAOZZ	2990-00-169-2893	11639645	19207	PIPE ASSEMBLY MUFFLER OUTLET.....B30,B31,B32	EA	1
25	18	PAOZZ	5340-00-678-1396	7331269	19207	CLAMP MUFFLER MOUNTING.....	EA	1
25	19	PAOZZ	5306-00-911-5005	MS35751-42	96906	BOLT, CARRIAGE SQUARE NECK 5-16 18UNC-2A X 1 1-4 IN LG MUFFLER MOUNTING CLAMP ATTACHING.....	EA	1
25	20	PAOZZ	2990-00-945-9155	11598880	19207	PIPE ASSEMBLY EXHAUST EXTENSION.....243,B30	EA	1
25	21	PAOZZ	5305-00-269-2805	MS90726-62	96906	SCREW, CAP, HEXAGON 3-8 24UNF-2A X 1 1-4 IN LG EXTENSION SUPPORT.....243,B30	EA	2
25	22	XBOZZ		11639705	19207	SUPPORT TAILPIPE EXTENSION.....243,B30	EA	1
25	23	KFOZZ		7536099-1	19207	U-BOLT, EXHAUST PIPE PART OF KIT P/N 5704853.....B30,B31,B32	EA	1
25	24	KFOZZ		11630420	19207	CLAMP, EXHAUST PIPE PART OF KIT P/N 5704853.....B30,B31,B32	EA	1
25	25	PAOZZ	5310-00-582-5965	MS35338-44	96906	WASHER, LOCK PART OF KIT P/N 5704853.....B30,B31,B32	EA	2
25	26	PAOZZ	5310-00-761-6882	MS51967-2	96906	NUT, PLAIN, HEXAGON PART OF KIT P/N 5704853.....B30,B31,B32	EA	2
25	23	PAOZZ	2990-J1-047-2487	5704853	19207	PARTS KIT, CLAMP.....B30,B31,B32	EA	1
25	24					U-BOLT, EXHAUST PIPE	EA	1
25	25					CLAMP, EXHAUST PIPE	EA	1
25	25					WASHER, LOCK	EA	2
25	26					NUT, PLAIN, HEXAGON	EA	2



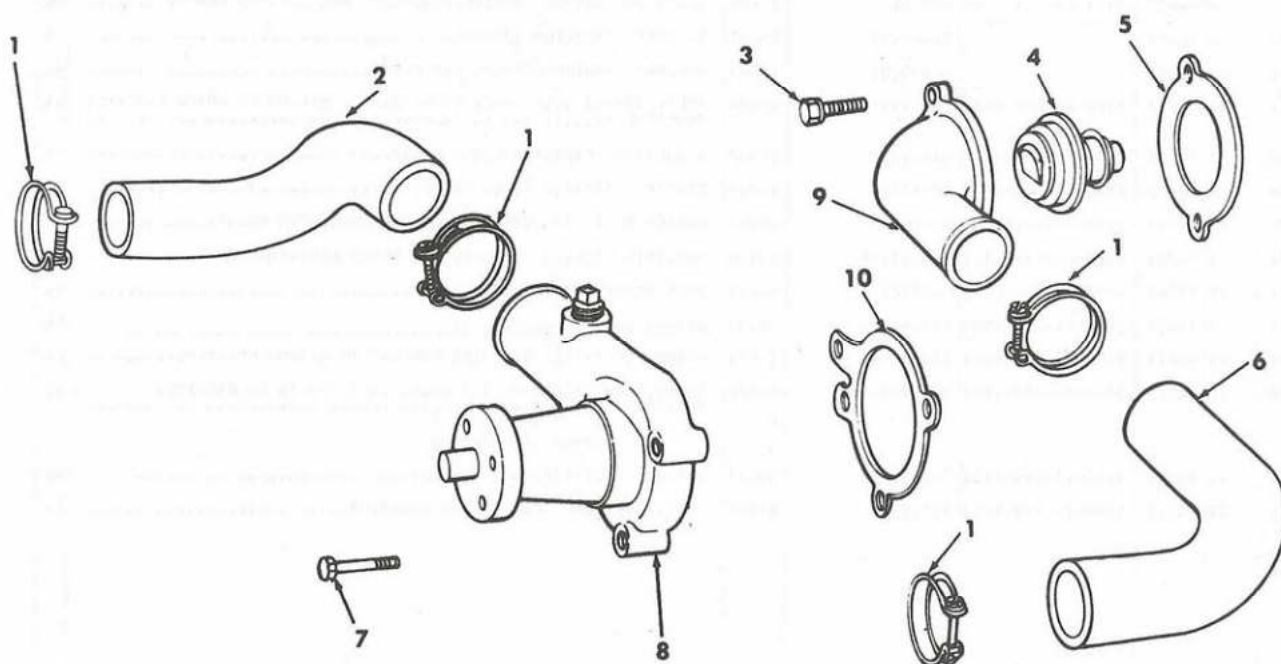
TA 078909

Figure 26. Radiator Shroud and Related Parts.

SECTION II

TM9-2320-218-20P

(1) ILLUSTRATION		(2) SMR CODE	(3) FEDERAL STOCK NUMBER	(4) PART NUMBER	(5) FSCM	(6) DESCRIPTION USABLE ON CODE	(7) U/M	(8) QTY INC IN UNIT
						GROUP 0501 RADIATOR AND RELATED PARTS		
26	1	PAOFH	2930-J0-064-5979	10921887	19207	RADIATOR ENGINE COOLANT.....	EA	1
26	2	PAOZZ	4010-J0-262-1551	42C14155-1	80244	CHAIN RADIATOR FILLER CAP 6 IN. LG.....	FT	1
26	3	PAOZZ	5315-00-514-2660	MS29523-1	96906	PIN, RETAINING RADIATOR FILLER CAP.....	EA	2
26	4	PAOZZ	2930-00-720-2677	1218048	00447	CAP, RADIATOR PRESSURE TYPE 7PSI WITH CHAIN AND CLIPS.....	EA	1
26	5	PAOZZ	5310-J0-880-7746	MS51968-5	96906	NUT, PLAIN, HEXAGON 5-16 24UNF-2B UPPER RADIATOR MOUNTING...	EA	2
26	6	PAOZZ	5310-00-407-9566	7410218	19207	WASHER, LOCK FOR 5-16 SCREW SIZE UPPER RADIATOR MOUNTING....	EA	2
26	7	PAOZZ	5310-J0-087-7493	MS27183-13	96906	WASHER, FLAT FOR 5-16 SCREW SIZE UPPER RADIATOR MOUNTING....	EA	2
26	8	PAOZZ	2510-00-832-5655	11630418	19207	INSULATOR ASSEMBLY RADIATOR UPPER MOUNT.....	EA	1
26	9	PAOZZ	5305-00-019-1677	191677	21450	SCREW AND WASHER RADIATOR SUPPORT AND LIFTING BRACKETS.....	EA	2
26	10	XBOZZ		11660495	19207	BRACKET RADIATOR SUPPORT.....	EA	1
26	11	XBOZZ		11660498	19207	BRACKET ENGINE LIFTING EYE FRONT.....	EA	1
26	12	PAOZZ	5306-00-012-0231	MS35751-44	96906	BOLT, SQUARE NECK 5-16 18UNC-2A X 1 3-4 IN LG LOWER RADIATOR MOUNTING.....	EA	2
26	13	PAOZZ	5365-00-812-2035	7331408	19207	INSULATOR RADIATOR LOWER MOUNT.....	EA	4
26	14	PAOZZ	2930-J0-578-1397	8754579	19207	SPACER RADIATOR LOWER MOUNT.....	EA	2
26	15	PAOZZ	5310-00-582-5514	7331409	19207	WASHER FLAT 1-4 SCREW SIZE LOWER RADIATOR MOUNT.....	EA	2
26	16	PAOZZ	5310-J0-984-3806	MS51922-9	96906	NUT, SELF-LOCKING 5-16 18 38, LOWER RADIATOR MOUNT.....	EA	2
26	17	PAOZZ	4820-00-174-0340	9427524	24617	COCK DRAIN RADIATOR.....	EA	1
26	18	PAOZZ	2930-J0-678-3234	8754955	19207	SUPPORT, RADIATOR MOUNTING RH.....	EA	1
26	19	PAOZZ	5340-00-319-7036	10885522	18876	WASHER LOCK-TAB RADIATOR SUPPORT TO ENGINE MOUNTING.....	EA	1
26	20	PAOZZ	5305-00-071-1766	MS 90725-108	96906	SCREW, CAP, HEXAGON 1-2 13UNC-2A X 7-8 IN LG RADIATOR SUPPORT MOUNTING.....	EA	2
						GROUP 0502 SHROUD		
26	21	PAOZZ	2930-J0-150-7508	7345187	19207	SHROUD RADIATOR.....	EA	1
26	22	PAOZZ	5306-00-042-5623	425623	21450	BOLT, ASSEMBLED FAN SHROUD MOUNTING.....	EA	6



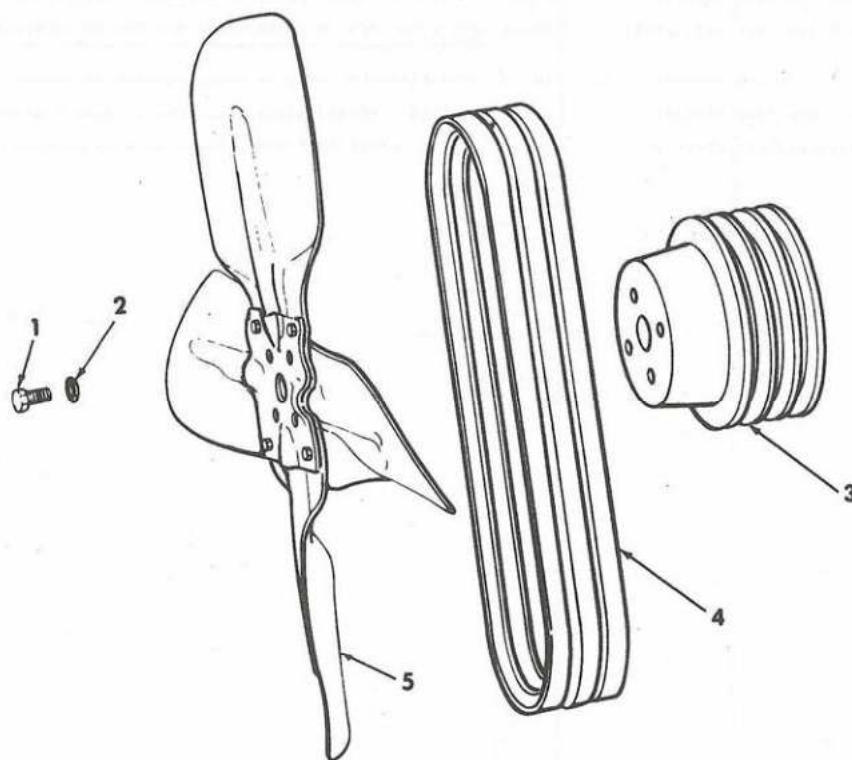
TA 079149

Figure 27. Thermostat, Water Pump, Hoses, Fan and Related Parts.

SECTION II

TH9-2320-218-20P

(1) ILLUSTRATION		(2) SMR CODE	(3) FEDERAL STOCK NUMBER	(4) PART NUMBER	(5) FSCM	(6) DESCRIPTION USABLE ON CODE	(7) U/M	(8) QTY INC IN UNIT
						GROUP 0503 THERMOSTAT AND WATER MANIFOLD, WATER PUMP AND HOSES		
27	1	PAOZZ	4730-00-908-3193	MS35842-12	96906	.CLAMP, HOSE 1 13-16 MIN-2 3-4 MAX DIA RADIATOR.....	EA	4
27	2	PAOZZ	4720-00-578-4645	8754580	19207	.HOSE, PREFORMED RADIATOR, LOWER.....	EA	1
27	3	PAOZZ	5305-00-042-4209	424209	24617	SCREW AND WASHER THERMOSTAT HOUSING ATTACHING.....	EA	2
27	4	PAOZZ	6620-00-551-9523	7998568	19207	THERMOSTAT FLOW CONTROL 180 DEG.....	EA	1
27	5	PAOZZ	5330-00-578-3238	8754621	19207	GASKET THERMOSTAT HOUSING.....	EA	1
27	6	PAOZZ	4720-00-905-4454	8754815	19207	.HOSE PREFORMED RADIATOR.....	EA	1
27	7	PAOZZ	5306-00-225-8503	MS90725-39	96906	BOLT, MACHINE 5-16 18UNC-2A X 1 3-4 IN LG WATER PUMP MOUNTING.....	EA	3
27	8	PAOFF	2930-00-678-1849	8754598	19207	PUMP ASSEMBLY WATER.....	EA	1
27	9	PAOZZ	2930-00-678-3235	8754620	19207	HOUSING THERMOSTAT.....	EA	1
27	10	PAOZZ	5330-00-678-1846	8754618	19207	GASKET WATER PUMP MOUNTING.....	EA	1



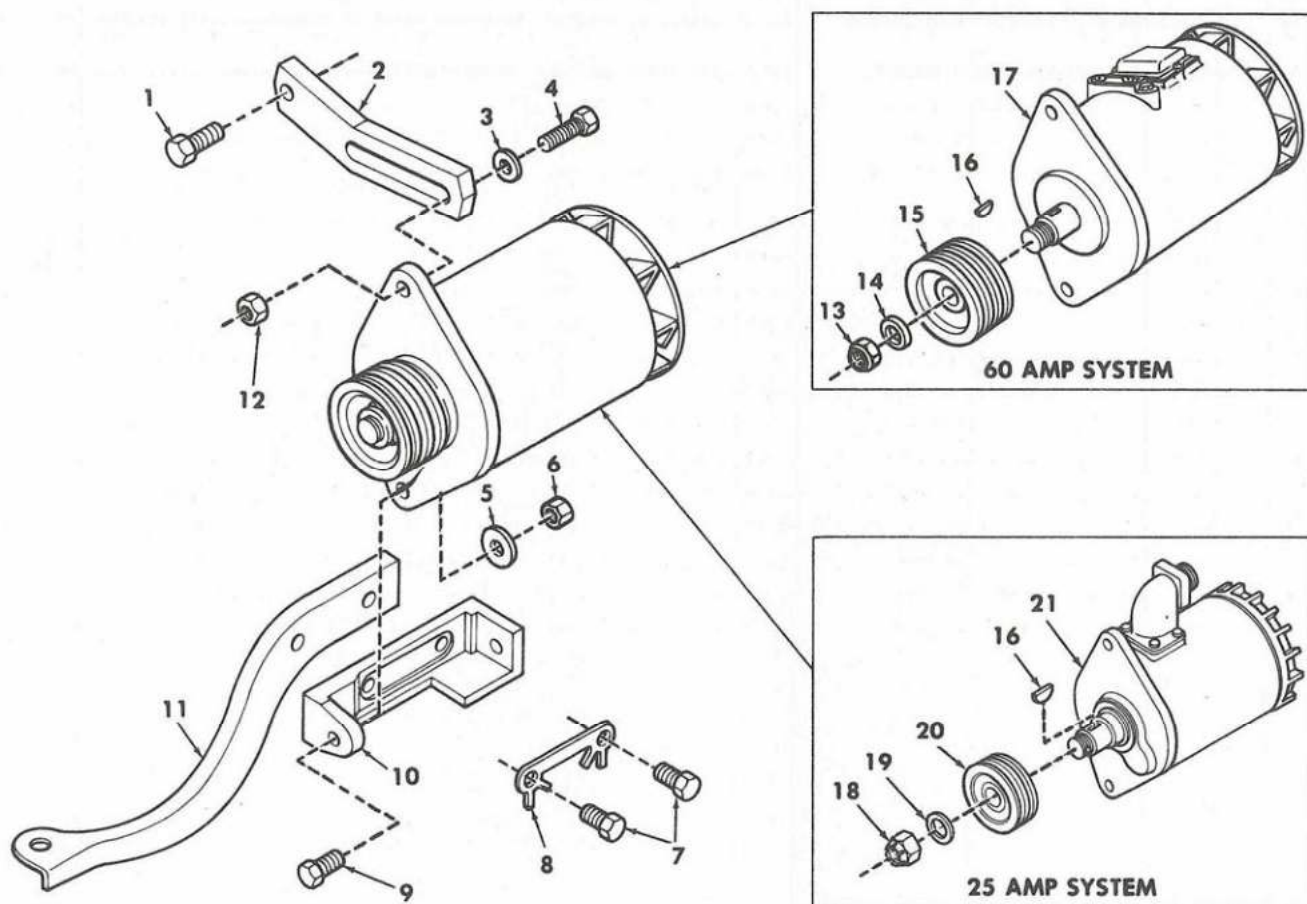
TA 078911

Figure 28. Fan and Related Parts.

SECTION II

TM9-2320-218-20P

(1) ILLUSTRATION		(2)	(3)	(4)	(5)	(6) DESCRIPTION	(7)	(8)
(a) FIG NO.	(b) ITEM NO.	SMR CODE	FEDERAL STOCK NUMBER	PART NUMBER	FSCM	USABLE ON CODE	U/M	QTY INC IN UNIT
GROUP 0505 FAN AND RELATED PARTS								
28	1	PA0ZZ	5306-00-225-7089	MS90726-34	96906	BOLT, MACHINE 5-16 24UNF-2A X 1 IN LG FAN BLADE ATTACHING...	EA	4
28	2	PA0ZZ	5310-00-407-9566	7410218	19207	WASHER, LOCK FOR 5-16 SCREW SIZE FAN BLADE ATTACHING.....	EA	4
28	3	PA0ZZ	3020-00-832-5660	11599021	19207	PULLEY WATER PUMP 60 AMP ALTERNATOR-GENERATOR.....	EA	1
28	3	PA0ZZ	3020-00-491-9622	8754597	19207	PULLEY WATER PUMP 25 AMP GENERATOR.....178,243,910,911	EA	1
28	4	PA0ZZ	3030-00-832-5671	11599020-1	19207	BELT V MATCHED SET GENERATOR DRIVE 60 AMP.....	SE	1
28	4	PA0ZZ	3030-00-833-1297	MS51065-33-2	96906	BELTS, V, MATCHED GENERATOR DRIVE 25 AMPERE.....178,243,910,911	SE	1
28	5	PA0ZZ	2930-00-578-077J	8342323	19207	FAN BLADE ASSEMBLY POWER PLANT.....	EA	1



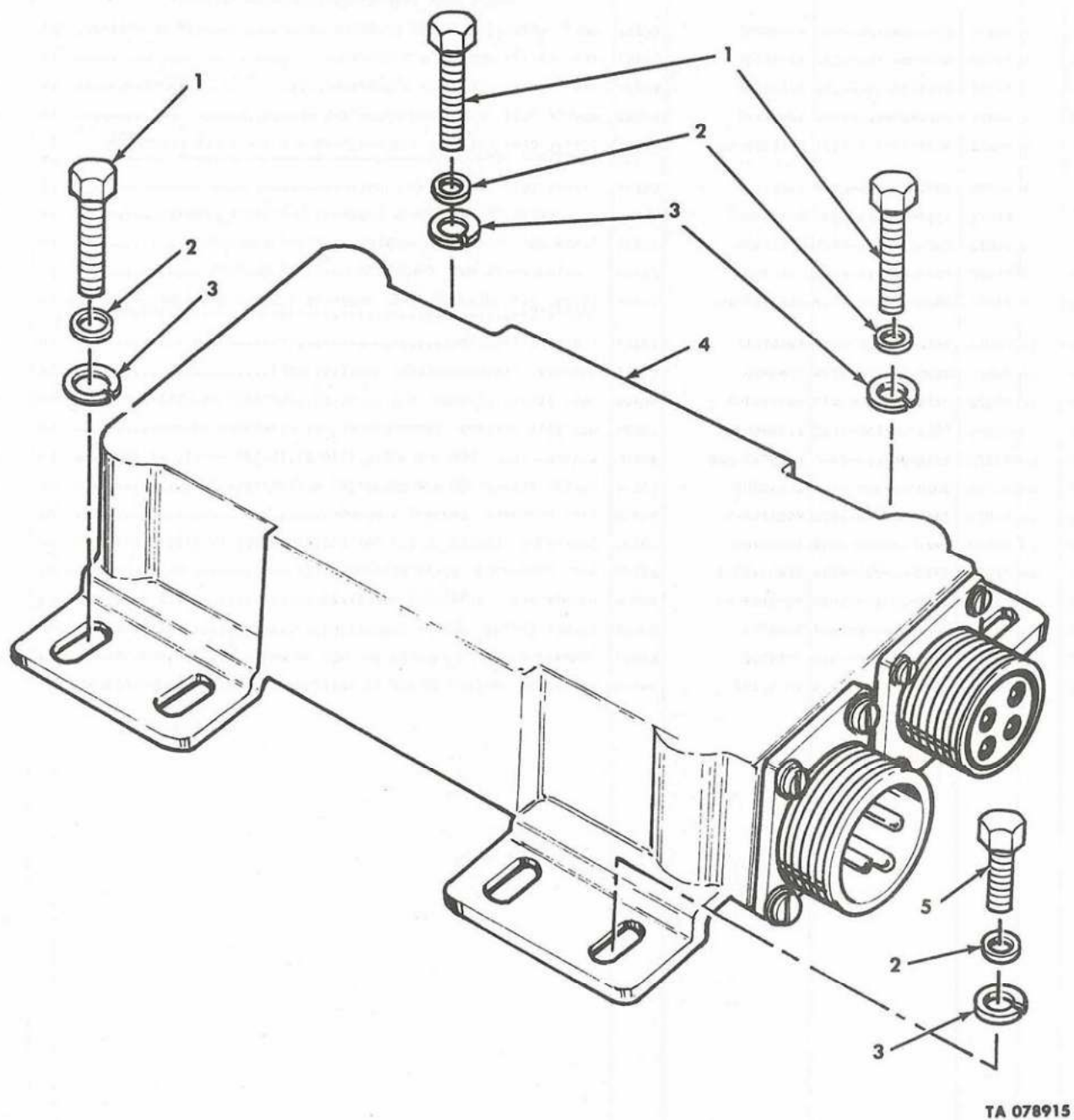
TA 078912

Figure 29. Generator Assemblies and Related Parts.

SECTION II

TM9-2320-218-20P

(1) ILLUSTRATION		(2)	(3)	(4)	(5)	(6)	(7)	(8)
(a) FIG NO.	(b) ITEM NO.	SMR CODE	FEDERAL STOCK NUMBER	PART NUMBER	FSCM	DESCRIPTION USABLE ON CODE	U/M	QTY INC IN UNIT
GROUP 0601 GENERATOR, ALTERNATOR ASSEMBLY								
29	1	PAOZZ	5306-J0-988-2560	10921893	19207	BOLT ADJUSTING ARM TO CYLINDER BLOCK.....178,243,910,911	EA	1
29	2	PAOZZ	5340-J0-480-1224	10950831	19207	ARM 60 AMP GENERATOR ADJUSTING.....	EA	1
29	2	PAOZZ	2920-J0-136-8898	10885102	19207	ARM 25 AMP GENERATOR ADJUSTING.....178,243,910,911	EA	1
29	3	PAOZZ	5310-J0-913-3365	10884982	19207	WASHER FLAT GENERATOR ADJUSTING ARM.....	EA	1
29	4	PAOZZ	5305-J0-725-2317	MS90728-64	96906	SCREW, CAP, HEXAGON 3-8 16UNC-2A X 1 1-2 IN LG GENERATOR ADJUSTING ARM.....	EA	1
29	5	PAOZZ	5310-J0-984-1259	10885110	19207	WASHER FLAT GENERATOR MOUNTING.....	EA	2
29	6	PAOZZ	5310-J0-088-0552	MS21044N7	96906	NUT, SELF-LOCKING, 7-16 20UNF-3B GENERATOR MOUNTING.....	EA	2
29	7	PAOZZ	5305-J0-816-8915	10885524	19207	SCREW CAP HEXAGON GENERATOR MOUNTING BRACKET.....	EA	2
29	8	PAOZZ	5340-J0-319-7036	10885522	18876	LOCKING PLATE NUT GENERATOR MOUNTING BRACKET.....	EA	1
29	9	PAOZZ	5305-J0-709-8540	MS90727-90	96906	SCREW, CAP, HEXAGON 7-16 20UNF-2A X 1 3-4 IN LG GENERATOR MOUNTING.....178,243,910,911	EA	2
29	10	PAOZZ	2920-J0-177-7804	10885111	19207	BRACKET, GENERATOR.....	EA	1
29	11	PAOZZ	2930-J0-678-3234	8754955	19207	SUPPORT ENGINE RADIATOR MOUNTING LEFT.....	EA	1
29	12	PAOZZ	5310-J0-732-0558	MS51967-8	96906	NUT, PLAIN, HEXAGON 3-8 16UNC-2B GENERATOR ADJUSTING ARM....	EA	1
29	13	PAOZZ	5310-J0-253-1205	11613407-2	19207	NUT SELF LOCKING GENERATOR PULLEY RETAINING 60 AMP.....	EA	1
29	14	PAOZZ	5310-J0-614-3505	MS15795-820	96906	WASHER, FLAT FOR 5-8 SCREW SIZE GENERATOR PULLEY 60 AMP.....	EA	1
29	15	PAOZZ	3020-J0-832-5661	11630402	19207	PULLEY GROOVE 60 AMP GENERATOR ALTERNATOR.....	EA	1
29	16	PAOZZ	5315-J0-616-5526	MS35756-8	96906	KEY, WOODRUFF GENERATOR PULLEY.....	EA	1
29	17	PAOFF	2920-J0-909-2483	10929868	19207	GENERATOR ENGINE 60 AMP FOR BREAKDOWN SEE TM 9-2920-225-34P.	EA	1
29	18	PAOZZ	5310-J0-255-4396	11613407-1	19207	NUT GENERATOR PULLEY RETAINING (25 AMP).....178,243,910,911	EA	1
29	19	PAOZZ	5310-J0-809-5998	MS27183-18	96906	WASHER, FLAT GENERATOR PULLEY, 25 AMP.....178,243,910,911	HD	1
29	20	PAOZZ	3020-J0-578-1847	7045799	19207	PULLEY GROOVE 25 AMP GENERATOR.....178,243,910,911	EA	1
29	21	PAOFF	2920-J0-293-4380	7355736	19207	GENERATOR DELCO REMY DC 24 VOLT 25 AMP.....178,243,910,911	EA	1
29	21	PAOFF	2920-J0-903-9534	10950808	19207	GENERATOR ENGINE 25 AMP DC OPTIONAL.....178,243,910,911	EA	1



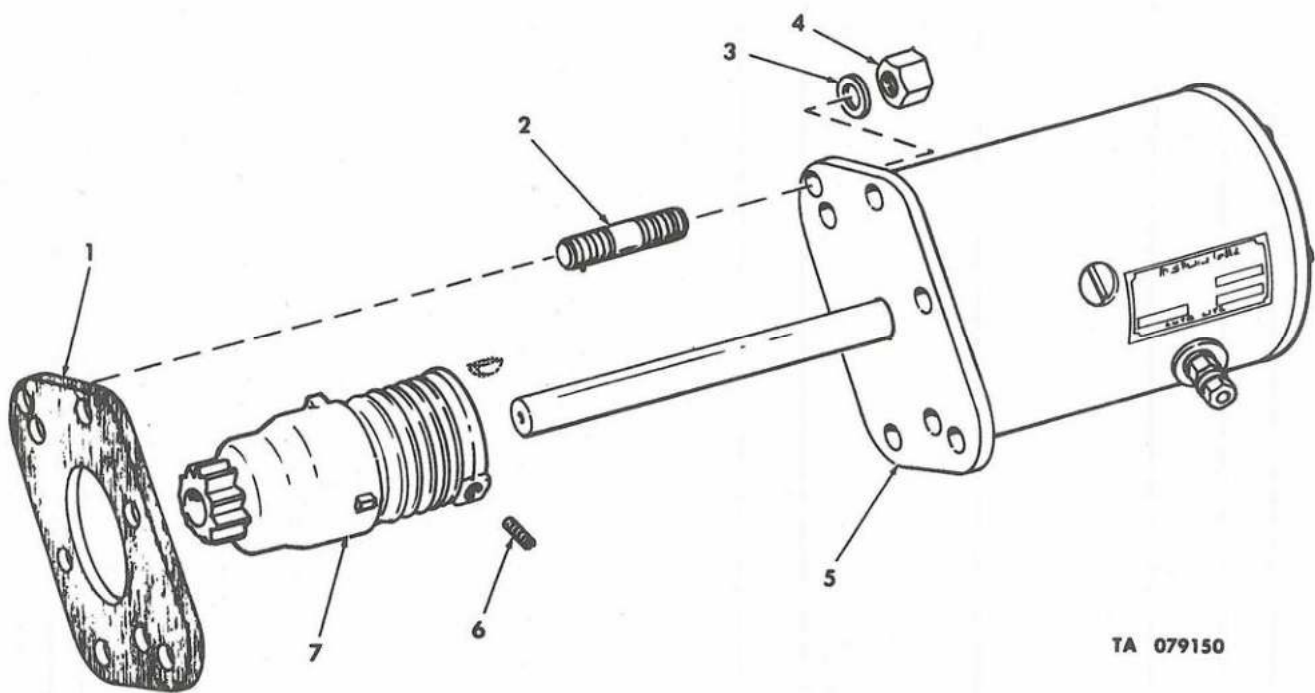
TA 078915

**Figure 30. Voltage Regulator and Related Parts
(M151, M151A1, M151A1C, and M718).**

SECTION II

TM9-2320-218-20P

(1) ILLUSTRATION		(2)	(3)	(4)	(5)	(6)	(7)	(8)
(a) FIG NO.	(b) ITEM NO.	SMR CODE	FEDERAL STOCK NUMBER	PART NUMBER	FSCM	DESCRIPTION USABLE ON CODE	U/M	QTY INC IN UNIT
GROUP 0601 CONTINUED								
30	1	PAQZZ	5306-J0-225-8502	7744376	19207	BOLT, MACHINE 5-16 18UNC-2A X 1 1-2 IN LG TO ATTACH VOLTAGE REGULATOR..... 178,243,910,911	EA	3
30	2	PAQZZ	5310-J0-407-9566	7410218	19207	WASHER, LOCK FOR 5-16 SCREW SIZE TO ATTACH VOLTAGE REGULATOR 178,243,910,911	EA	4
30	3	PAQZZ	5310-00-061-4219	84031-1	29201	WASHER, FLAT FOR 5-16 SCREW SIZE TO ATTACH VOLTAGE REGULATOR 178,243,910,911	EA	4
30	4	PAQZZ	2920-00-800-7218	11631857	19207	REGULATOR GENERATOR 28 VOLT DC 25 AMP SOLID STATE.... 178,243,910,911	EA	1
30	5	PAQZZ	5306-J0-225-8496	MS90725-31	96906	BOLT MACHINE 5-16 18UNC2AX5-8IN TO ATTACH VOLTAGE REGULATOR. 178,243,910,911	EA	1



TA 079150

Figure 31. Starter Assembly and Related Parts.

SECTION II

TM9-2320-218-20P

(1) ILLUSTRATION		(2)	(3)	(4)	(5)	(6)	(7)	(8)
(a) FIG NO.	(b) ITEM NO.	SMR CODE	FEDERAL STOCK NUMBER	PART NUMBER	FSCM	DESCRIPTION USABLE ON CODE	U/M	QTY INC IN UNIT
GROUP 0603 STARTING MOTOR								
31	1	PAOZZ	5330-00-578-1654	7331328	19207	GASKET STARTER MOUNTING.....	EA	1
31	2	PAOZZ	5307-00-017-8453	178453	12204	STUD PLAIN STARTER MOUNTING.....	EA	2
31	3	PAOZZ	5310-00-637-9541	M535338-46	96906	WASHER LOCK FOR 3-8 SCREW SIZE STARTER MOUNTING.....	EA	2
31	4	PAOZZ	5310-00-732-0559	M551968-8	96906	NUT PLAIN HEXAGON 3-8 24UNF28 STARTER MOUNTING.....	EA	2
31	5	PAOFF	2920-00-578-1850	7017647	19207	STARTER ENGINE OPTIONAL.....	EA	1
31	6	PAOZZ	5305-00-703-8037	7059131	19207	SCREW STARTER DRIVE.....	EA	1
31	7	PAOZZ	2920-00-451-3903	11640859	19207	DRIVE ASSEMBLY .ENGINE ELECTRICAL STARTER.....	EA	1

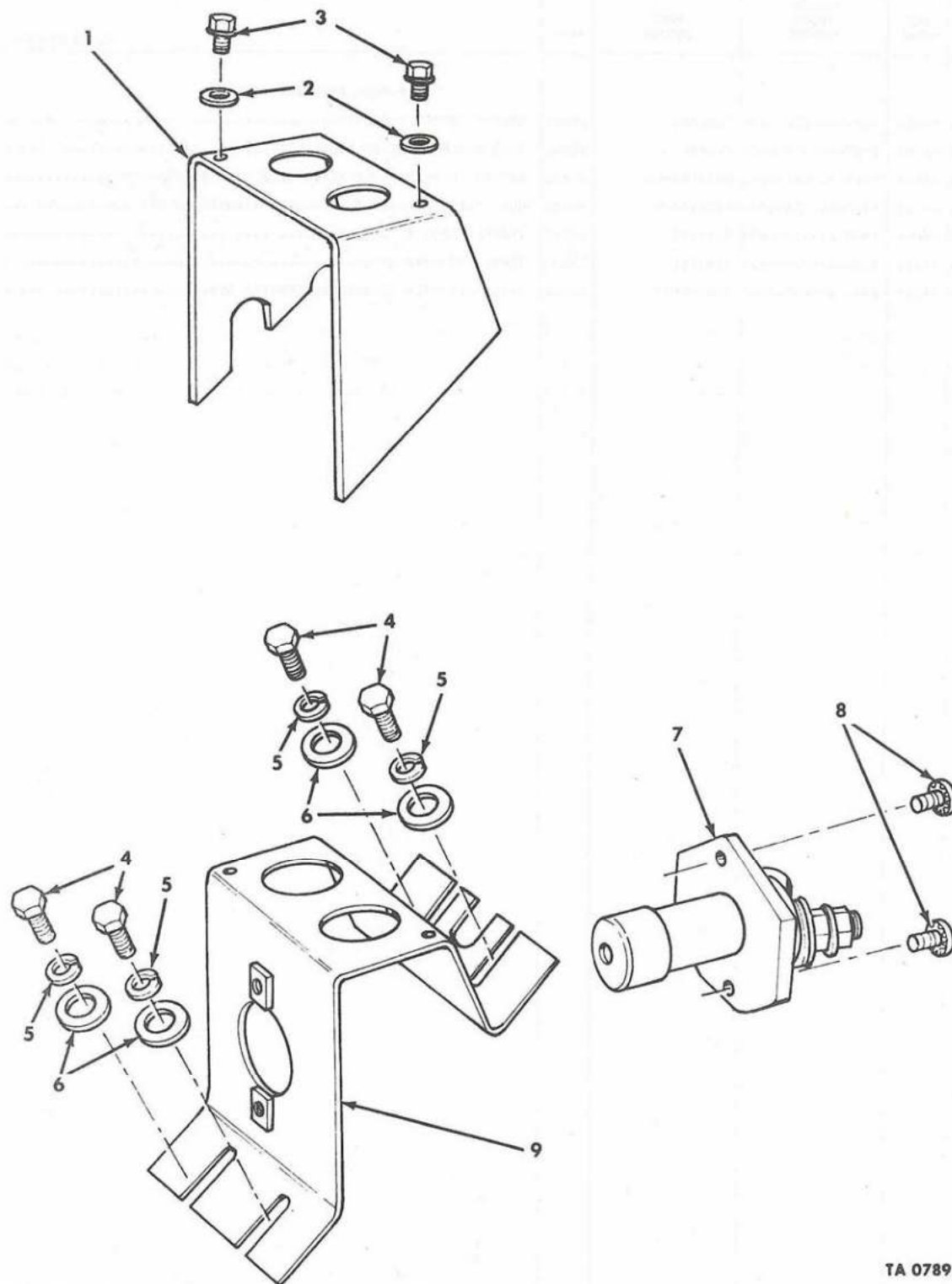


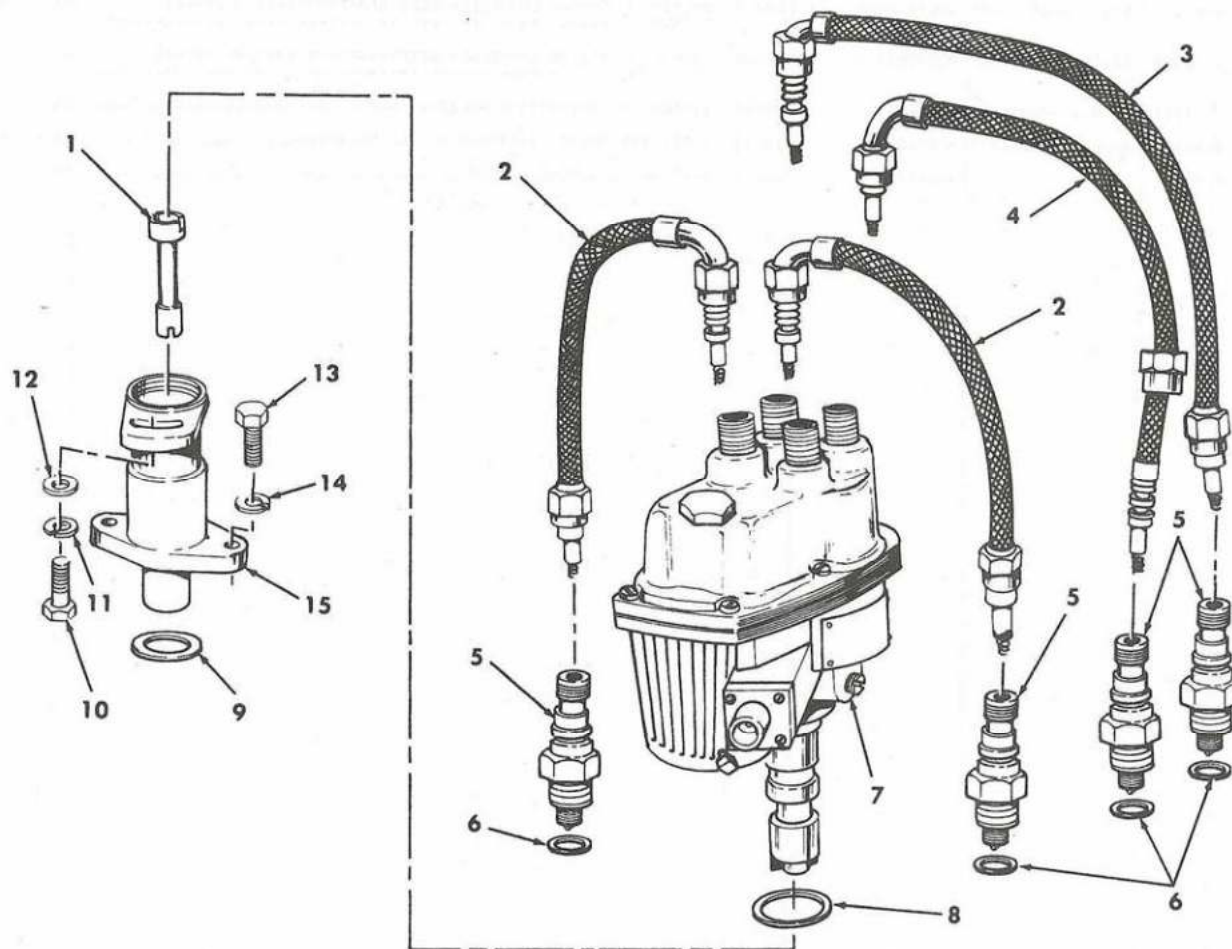
Figure 32. Starting Switch and Related Parts.

TA 078918

SECTION II

TM9-2320-218-20P

(1) ILLUSTRATION		(2)	(3)	(4)	(5)	(6)	(7)	(8)
(a) FIG NO.	(b) ITEM NO.	SMR CODE	FEDERAL STOCK NUMBER	PART NUMBER	FSCM	DESCRIPTION USABLE ON CODE	U/M	QTY INC IN UNIT
GROUP 0603 CONTINUED								
32	1	XBOZZ		8754126	19207	COVER STARTING SWITCH.....	EA	1
32	2	PAOZZ	5310-00-809-8546	MS27183-8	96906	WASHER FLAT-FOR 10 SCREW SIZE-STARTING SWITCH COVER MOUNTING	EA	2
32	3	PAOZZ	5306-00-042-5826	425826	21450	SCREW AND WASHER STARTING SWITCH COVER MOUNTING.....	EA	2
32	4	PAOZZ	5305-00-068-0505	MS90726-5	96906	SCREW CAP HEXAGON HEAD 1-4 28UNF2AX5-8IN-STARTING SWITCH BRACKET ATTACHING.....	EA	4
32	5	PAOZZ	5310-00-582-5965	11657469-3	19207	WASHER LOCK-FOR 1-4 SCREW SIZE-STARTING SWITCH BRACKET ATTACHING.....	EA	4
32	6	PAOZZ	5310-00-809-4058	MS27183-10	96906	WASHER FLAT-FOR 1-4 SCREW SIZE-STARTING SWITCH BRACKET ATTACHING.....	EA	4
32	7	PAOZZ	5930-00-350-3871	6200102	19207	SWITCH PUSH-STARTING MOTOR.....	EA	1
32	8	PAOZZ	5305-00-042-3477	423477	21450	SCREW ASSEMBLED STARTING SWITCH MOUNTING.....	EA	2
32	9	XBOZZ		8754127	19207	BRACKET STARTING SWITCH.....	EA	1



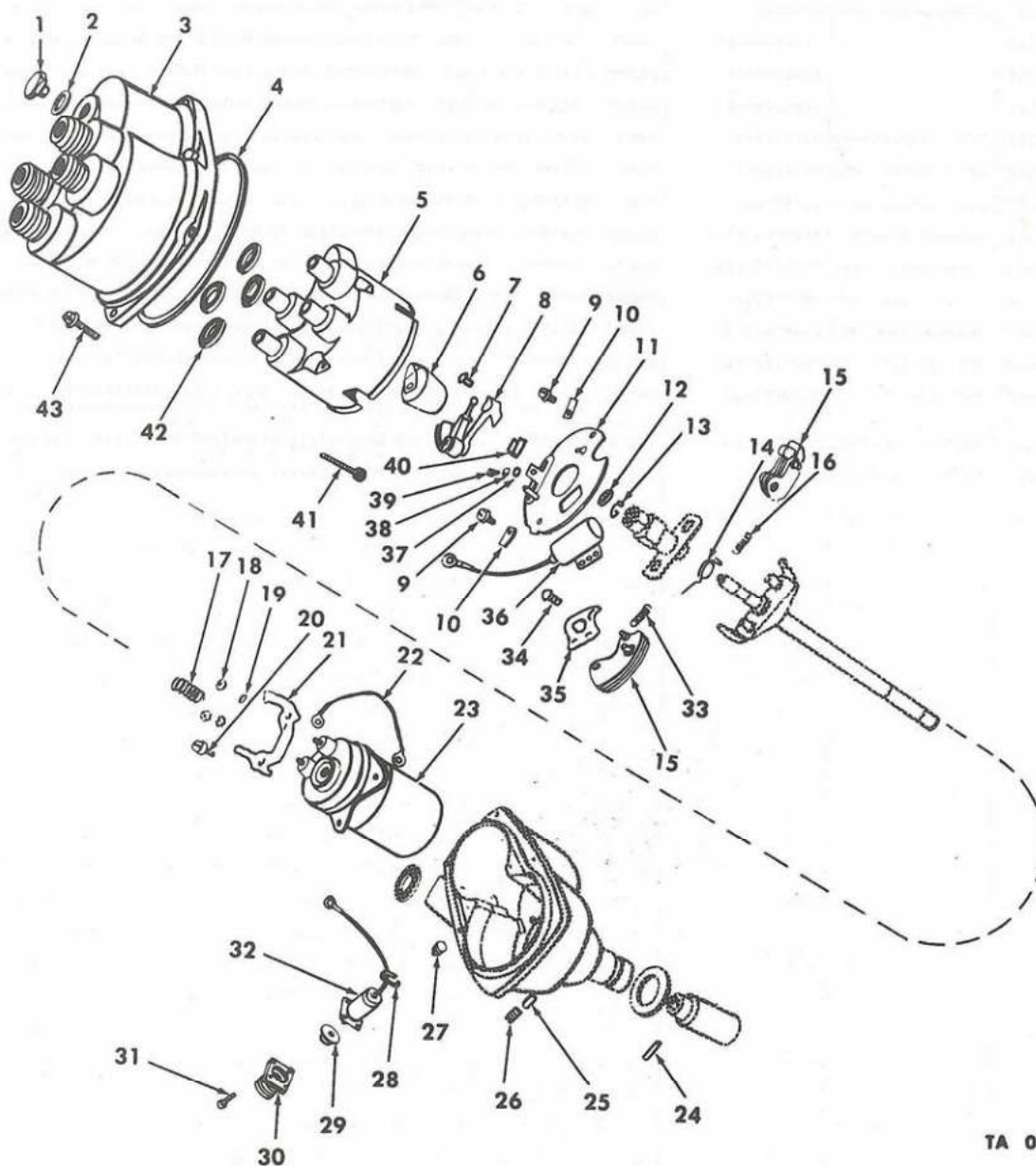
TA 078919

Figure 33. Distributor, Spark Plugs, and Cables.

SECTION II

TM9-2320-218-20P

(1) ILLUSTRATION		(2)	(3)	(4)	(5)	(6)	(7)	(8)
(a) FIG NO.	(b) ITEM NO.	SMR CODE	FEDERAL STOCK NUMBER	PART NUMBER	FSCM	DESCRIPTION USABLE ON CODE	U/M	QTY INC IN UNIT
GROUP 0605 IGNITION COMPONENTS								
33	1	PAQZZ	2920-JJ-409-3994	8754338	19207	SHAFT INTERMEDIATE DISTRIBUTOR DRIVE.....	EA	1
33	2	KFQZZ		11660569-1	19207	LEAD AND CONDUIT ELECTRICAL SPARK PLUG 3 AND 4.....	EA	2
33	3	KFQZZ		11660569-3	19207	LEAD AND CONDUIT ELECTRICAL SPARK PLUG NUMBER 1.....	EA	1
33	4	KFQZZ		11660569-2	19207	LEAD AND CONDUIT ELECTRICAL SPARK PLUG NUMBER 2.....	EA	1
33	5	PAQZZ	2920-JJ-267-9135	MS35909-2	96906	SPARK PLUG ENGINE.....	EA	4
33	6	PAQZZ	5330-JJ-721-5895	MS35910-2	96906	GASKET SPARK PLUG.....	EA	4
33	7	PAOFF	2920-JJ-353-5127	12259526	19207	ELECTRONIC IGNITOR.....	EA	1
33	8	PAQZZ	5330-JJ-579-7914	MS28775-217	96906	PACKING PREFORMED-DISTRIBUTOR TO ADAPTER.....	EA	1
33	9	PAQZZ	5330-JJ-579-7911	MS28775-215	96906	PACKING PREFORMED-DISTRIBUTOR ADAPTER TO CYLINDER BLOCK.....	EA	1
33	10	PAQZZ	5305-JJ-225-3839	MS90725-8	96906	SCREW CAP HEXAGON HEAD 1-4 20UNC2AX1IN-DISTRIBUTOR MOUNTING.....	EA	1
33	11	PAQZZ	5310-JJ-582-5965	11657469-3	19207	WASHER LOCK-FOR 1-4 SCREW SIZE-DISTRIBUTOR MOUNTING.....	EA	1
33	12	PAQZZ	5310-JJ-809-4058	MS27183-10	96906	WASHER FLAT-FOR 1-4 SCREW SIZE-DISTRIBUTOR MOUNTING.....	EA	1
33	13	PAQZZ	5305-JJ-269-3212	MS90725-61	96906	SCREW CAP HEXAGON HEAD 3-8 16UNC2AX1 1-8IN-DISTRIBUTOR ADAPTER MOUNTING.....	EA	2
33	14	PAQZZ	5310-JJ-637-9541	MS35338-46	96906	WASHER LOCK-FOR 3-8 SCREW SIZE-DISTRIBUTOR ADAPTER MOUNTING.....	EA	2
33	15	PAQZZ	2920-JJ-150-7320	8754337	19207	ADAPTER DISTRIBUTOR MOUNTING.....	EA	1



TA 079151

Figure 34. Distributor Assembly.

SECTION II

TM9-2320-218-20P

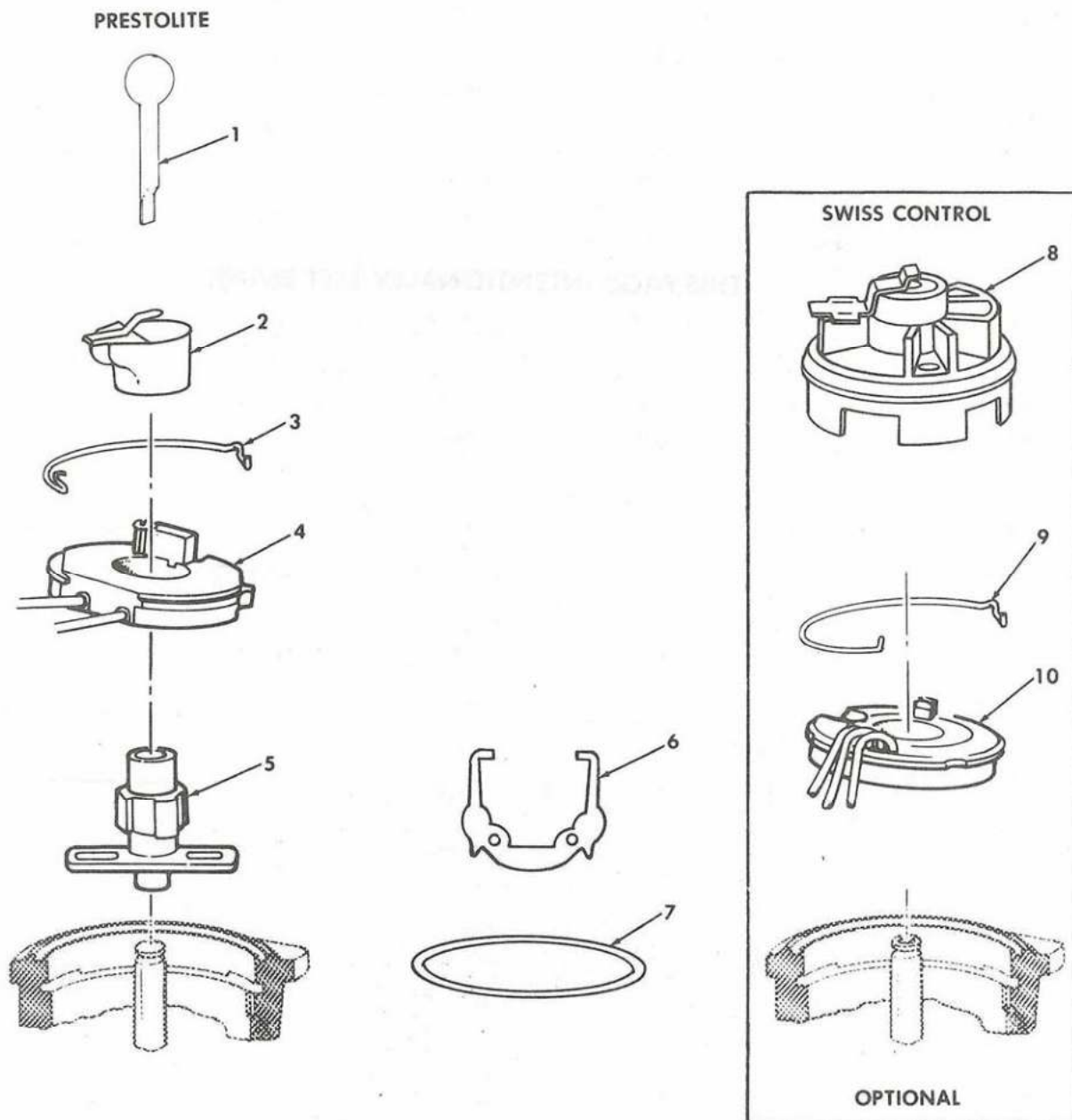
(1) ILLUSTRATION		(2)	(3)	(4)	(5)	(6)	(7)	(8)
(a) FIG NO.	(b) ITEM NO.	SMR CODE	FEDERAL STOCK NUMBER	PART NUMBER	FSCM	DESCRIPTION USABLE ON CODE	U/M	QTY INC IN UNIT
GROUP 0605 CONTINUED								
34	1	PAQZZ	5365-00-202-7638	7374888	19207	PLUG DISTRIBUTOR COVER.....	EA	1
34	2	PAQZZ	5330-00-248-3844	MS29513-113	96906	PACKING PREFORMED-DISTRIBUTOR COVER PLUG.....	EA	1
34	3	PAQZZ	2920-00-353-7216	7375373	19207	COVER ASSEMBLY DISTRIBUTOR.....	EA	1
34	4	PAQZZ	5330-00-654-6880	5463860	21450	PACKING PREFORMED DISTRIBUTOR COVER.....	EA	1
34	5	PAQZZ	2920-00-353-7206	7375377	19207	CAP ASSEMBLY DISTRIBUTOR.....	EA	1
34	6	PAQZZ	2920-00-640-7230	7348578	19207	ROTOR DISTRIBUTOR.....	EA	1
34	7	KFOZZ		594221	24617	SCREW, MACHINE WITH LOCKWASHER.....	EA	1
34	8	KFOZZ		11640924	19207	POINT SET DISTRIBUTOR.....	EA	1
34	9	PAQZZ	5305-00-353-7510	8000534A	04741	SCREW DISTRIBUTOR BASE PLATE ATTACHING.....	EA	2
34	10	KFOZZ		7374885	19207	HOLDER DISTRIBUTOR BASEPLATE.....	EA	2
34	11	PAQZZ	2920-00-353-7204	7374887	19207	PLATE IGNITION DISTRIBUTOR.....	EA	1
34	12	XBOZZ		5346784	19207	WICK FELT DISTRIBUTOR.....	EA	1
34	13	PAUZZ	5365-00-200-7415	643893	12204	RING SNAP DISTRIBUTOR.....	EA	1
34	14	PAQZZ	5360-00-664-4499	1GT70	19728	SPRING WEIGHT STOP.....	EA	1
34	15	PAQZZ	2920-00-324-3686	5346782	19207	WEIGHT DISTRIBUTOR.....	EA	2
34	16	PAQZZ	5360-00-168-7163	7059536	19207	SPRING WEIGHT DISTRIBUTOR.....	EA	1
34	17	PAQZZ	5360-00-358-7826	7374893	19207	SPRING, HELICAL DISTRIBUTOR CAP CONTACT.....	EA	1
34	18	PAQZZ	5310-00-934-9751	MS35650-302	96906	NUT PLAIN HEXAGON-10 32UNF2B-COIL TERMINAL.....	EA	2
34	19	PAQZZ	5310-00-045-3296	MS35338-43	96906	WASHER LOCK-FOR 10 SCREW SIZE-COIL TERMINAL.....	EA	2
34	20	KFOZZ		11663065	19207	SCREW LEAD CLAMP IGNITION COIL.....	EA	2
34	21	KFOZZ		11660531	19207	CLAMP DISTRIBUTOR LEAD.....	EA	1
34	22	KFOZZ		11660543	19207	LEAD ASSEMBLY DISTRIBUTOR.....	EA	1
34	23	KFOZZ		11663066	19207	COIL ASSEMBLY IGNITION.....	EA	1
34	24	PAQZZ	5315-00-177-7565	X3859	19728	PIN COUPLING TO SHAFT, DISTRIBUTOR.....	EA	1
34	25	PAQZZ	2920-00-150-7480	8329787	19207	WICK FELT DISTRIBUTOR.....	EA	1
34	26	PAUZZ	4730-00-011-8831	118831	21450	PLUG PIPE FELT WICK.....	EA	1
34	27	XDOZZ		7347547	19207	PLUG DISTRIBUTOR DRAIN.....	EA	1
34	28	PAQZZ	5330-00-248-3846	MS29513-114	96906	PACKING PREFORMED-DISTRIBUTOR RECEPTACLE MOUNTING.....	EA	1
34	29	PAQZZ	5325-00-358-7900	1394961	12204	GROMMET RECEPTACLE.....	EA	1
34	30	PAQZZ	5935-00-306-2072	8329786	19207	RECEPTACLE DISTRIBUTOR.....	EA	1
34	31	PAUZZ	5305-00-396-5305	455215	21450	SCREW AND WASHER DISTRIBUTOR RECEPTACLE MOUNTING.....	EA	4
34	32	PAQZZ	5910-00-358-6918	1394963	12204	CAPACITOR ASSEMBLY IGNITION COIL.....	EA	1
34	33	PAQZZ	5360-00-168-7164	7059537	19207	SPRING WEIGHT DISTRIBUTOR.....	EA	1
34	34	XBOZZ		455209	21450	SCREW AND WASHER CONDENSOR MOUNTING.....	EA	1
34	35	PAQZZ	5340-00-617-7108	11668570	19207	BRACKET, CONDENSER PART OF KIT 5704603.....	EA	1
34	36	PAQZZ	5910-00-614-9135	11668569	19207	CONDENSER ASSEMBLY.....	EA	1
34	37	PAQZZ	5310-00-983-8483	MS27183-5	96906	WASHER FLAT-FOR 6 SCREW SIZE-SPRING CLIP.....	EA	1
34	38	PAUZZ	5310-00-045-4007	MS35338-41	96906	WASHER LOCK-FOR 6 SCREW SIZE-SPRING CLIP.....	EA	1
34	39	KFOZZ		MS51849-32	96906	SCREW, MACHINE SPRING BRACKET.....	EA	1

SECTION II

TH9-2320-218-20P

(1) ILLUSTRATION		(2) SMR CODE	(3) FEDERAL STOCK NUMBER	(4) PART NUMBER	(5) FSCM	(6) DESCRIPTION USABLE ON CODE	(7) U/M	(8) QTY ING IN UNIT
(a) FIG NO.	(b) ITEM NO.							
34	40	KFOZZ		5346775	19207	CLIP BREAKER ARM SPRING DISTRIBUTOR.....	EA	1
34	41	PAQZZ	5305-30-297-3278	455219	21450	SCREW AND WASHER DISTRIBUTOR CAP MOUNTING.....	EA	3
34	42	PAQZZ	5310-00-282-8866	1AU52	19728	WASHER FLAT DISTRIBUTOR TERMINAL SEAL.....	EA	4
34	43	PAQZZ	5305-00-297-3273	594224	21450	SCREW AND WASHER DISTRIBUTOR COVER MOUNTING.....	EA	6

THIS PAGE INTENTIONALLY LEFT BLANK



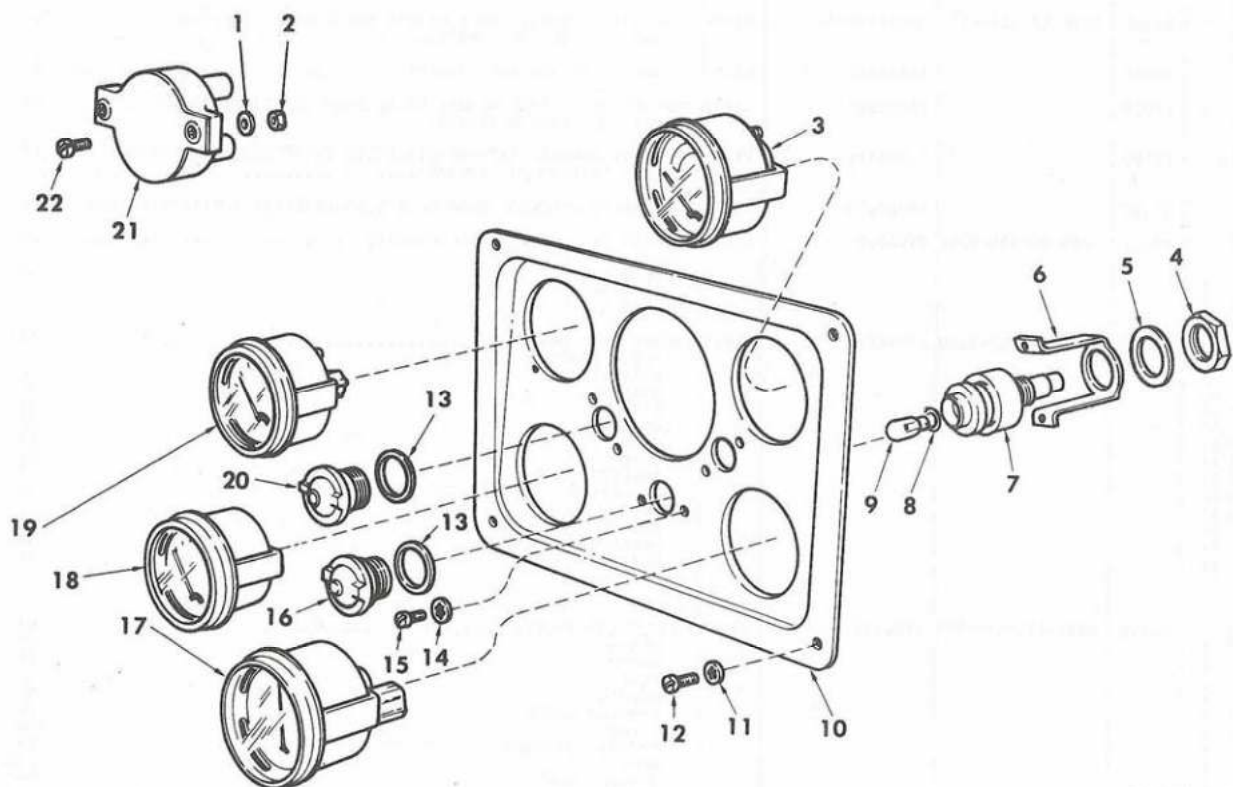
TA 078920

Figure 35. Electronic Ignition.

SECTION II

TM9-2320-218-20P

(1) ILLUSTRATION		(2)	(3)	(4)	(5)	(6)	(7)	(8)
(a) FIG NO.	(b) ITEM NO.	SMR CODE	FEDERAL STOCK NUMBER	PART NUMBER	FSCM	DESCRIPTION USABLE ON CODE	U/M	QTY INC IN UNIT
GROUP 0605 CONTINUED								
35	1	KFOZZ		11669390	19207	GUAGE PART OF KIT 5704857.....	EA	1
35	2	KFOZZ		T348578	19207	ROTOR PRESTOLITE PART OF KIT 5704857.....	EA	1
35	3	KFOZZ		11669388	19207	CLIP,RETAINING PRESTOLITE PART OF KIT 5704857.....	EA	1
35	4	KFOZZ		11669387	19207	MODULE,CONTROL PRESTOLITE PART OF KIT 5704857.....	EA	1
35	5	KFOZZ		11669386	19207	TRIGGER WHEEL PRESTOLITE PART OF KIT 5704857.....	EA	1
35	6	KFOZZ		11660531	19207	CLAMP SOLID STATE IGNITION SYSTEM PART OF KIT P/N 5704857.	EA	1
35	7	PAOZZ	5330-00-729-6632	MS28775-244	96906	PACKING (O RING) PART OF KIT,SOLID STATE IGNITION SYSTEM.... PART OF KIT P/N 5704857.....	EA	1
35	8	KFOZZ		11669298	19207	ROTOR PART KIT P/N 5704857.....	EA	1
35	9	KFOZZ		11669299	19207	SPRING CLIP PART OF KIT,SOLID STATE IGNITION SYSTEM..... PART OF KIT P/N 5704857.....	EA	1
35	10	PFOZZ		11669297	19207	CONTROL MODULE PART OF KIT,SOLID STATE IGNITION SYSTEM..... PART OF KIT P/N 5704857.....	EA	1
35		KFOZZ		12259579	19207	INSTRUCTION SHEET PART OF KIT,SOLID STATE IGNITION SYSTEM...	EA	1
33		PAOZZ	2920-00-886-8081	5702245	19207	REPAIR KIT SPARK PLUG CABLESET.....	EA	1
33	2					LEAD ASSY	EA	2
33	3					LEAD ASSY	EA	1
33	4					LEAD ASSY	EA	1
34		PAOZZ	2920-00-152-2265	5704603	19207	PARTS KIT ENGINE.....	EA	1
34	7					SCREW ASSY	EA	1
34	8					POINTS SET	EA	1
34	10					HOLDER	EA	2
34	17					SPRING	EA	1
34	20					SCREW	EA	1
34	21					CLAMP	EA	1
34	22					LEAD	EA	1
34	35					BRACKET	EA	1
34	36					CAPACITOR	EA	1
34	37					WASHER	EA	1
34	38					LOCKWASHER	EA	1
34	39					SCREW	EA	1
34	40					CLIP	EA	1
35		PAOZZ	2920-01-060-0956	5704857	19207	KIT,SOLID STATE.....	EA	1
35	1					GUAGE	EA	1
35	2					ROTOR	EA	1
35	3					CLIP	EA	1
35	4					MODULE	EA	1
35	5					FRIGGER WHEEL	EA	1
35	6					CLAMP	EA	1
35	7					PACKING (O RING)	EA	1
35	8					ROTOR	EA	1
35	9					SPRING CLIP	EA	1
35	10					CONTROL MODULE	EA	1
34		PAOZZ	2920-00-152-2264	5704602	19207	REPLACEMENT KIT,COIL,IGNITION.....	EA	1
34	20					SCREW	EA	2
34	21					CLAMP	EA	1
34	22					LEAD	EA	1
34	23					COIL	EA	1
34	32					CAPACITOR	EA	1
34						WIRING INSTRUCTIONS	EA	1



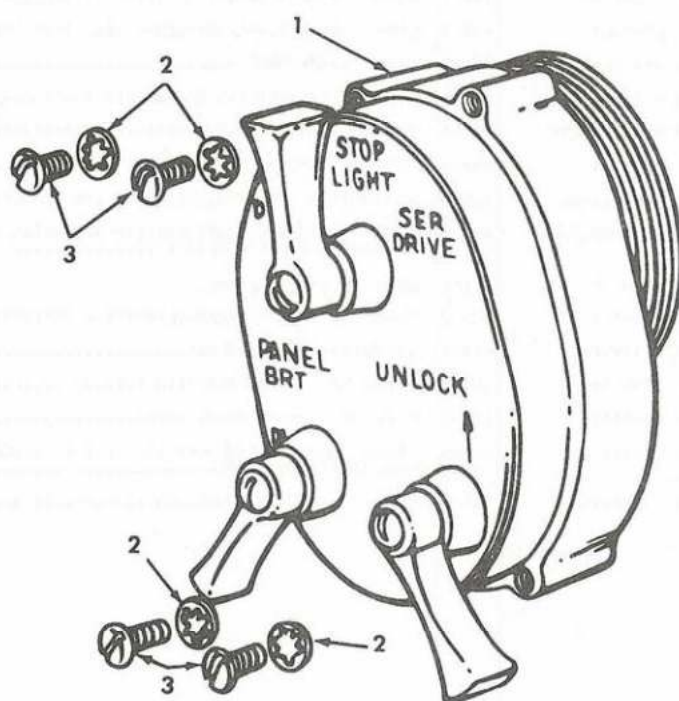
TA 078921

Figure 36. Instrument Panel and Related Parts.

SECTION II

TM9-2320-218-20P

(1) ILLUSTRATION		(2)	(3)	(4)	(5)	(6)	(7)	(8)
(a) FIG NO.	(b) ITEM NO.	SMR CODE	FEDERAL STOCK NUMBER	PART NUMBER	FSCM	DESCRIPTION USABLE ON CODE	U/M	QTY INC IN UNIT
GROUP 0607 INSTRUMENT PANEL								
36	1	PAQZZ	5310-J0-045-3299	7347734	19207	WASHER LOCK-FOR 8 SCREW SIZE-CIRCUIT BREAKER ATTACHING.....	EA	2
36	2	PAQZZ	5310-00-934-9757	MS35649-282	96906	NUT PLAIN HEXAGON-8 32UNC2B-CIRCUIT BREAKER ATTACHING.....	EA	2
36	3	PAQZZ	6625-00-321-6365	MS24532-2	81349	METER ARBITRARY SCALE-GENERATOR BATTERY INDICATING.....	EA	1
36	4	PAQZZ	5975-00-588-0387	7358624	19207	NUT INDICATOR LIGHT.....	EA	3
36	5	PAQZZ	5310-00-197-4508	7358625	19207	WASHER INDICATOR LIGHT.....	EA	3
36	6	PAQZZ	5340-00-119-3500	7358623	19207	BRACKET INDICATOR LIGHT MOUNTING.....	EA	3
36	7	XBQZZ		7358620	19207	BODY INDICATOR LIGHT.....	EA	3
36	8	PAQZZ	5330-00-143-7002	11605388	19207	GASKET RUBBER INDICATOR LIGHT.....	EA	3
36	9	PAQZZ	6240-00-266-9940	8743027	19207	LAMP INCANDESCENT-HEADLIGHT HIGH BEAM INDICATOR.....	EA	1
36	10	PAQZZ	2540-00-150-7503	8754669-1	19207	PLATE INSTRUMENT PANEL.....	EA	1
36	11	PAQZZ	5310-00-550-1130	MS35333-40	96906	WASHER LOCK-FOR 1-4 SCREW SIZE-INSTRUMENT PANEL MOUNTING....	EA	4
36	12	PAQZZ	5305-00-988-1723	MS35206-279	96906	SCREW MACHINE 1-4 24UNC2AX1-21V-INSTRUMENT PANEL MOUNTING...	EA	4
36	13	PAQZZ	5330-00-297-6329	7358626	19207	PACKING PREFORMED INSTRUMENT PANEL LENS.....	EA	3
36	14	PAQZZ	5310-00-559-0070	MS35333-38	96906	WASHER, LOCK TO ATTACH WARNING LIGHT SOCKET, DUAL BRAKE.....	EA	2
36	15	PAQZZ	5305-00-984-6189	MS35206-241	96906	SCREW MACHINE-8 32UNC2AX1-41V-HIGH BEAM INDICATOR LIGHT 2- INSTRUMENT PANEL LIGHTS 4.....	EA	6
36	16	PAQZZ	6210-00-299-5564	7358622	19207	LENS INDICATOR LIGHT.....	EA	1
36	17	PAQZZ	6685-00-936-2139	7954511	19207	INDICATOR TEMPERATURE-ELECTRICAL RESISTANCE.....	EA	1
36	18	PAQZZ	6620-00-538-8212	MS24541-2	96906	INDICATOR PRESSURE-OIL.....	EA	1
36	19	PAQZZ	6680-00-933-3600	7728852	19207	INDICATOR LIQUID QUANTITY-FUEL.....	EA	1
36	20	PAQZZ	6210-00-337-7345	7358621	19207	LENS INSTRUMENT PANEL LIGHT.....	EA	2
36	21	PAQZZ	5925-00-026-4767	M13516-1-1	81349	CIRCUIT BREAKER 28 VOLT DC, TYPE 1, GRADE A, CLASS 1, 15 AMP, INSTRUMENT PANEL.....	EA	5
36	22	PAQZZ	5305-00-584-6195	MS35206-247	96906	SCREW MACHINE-8 32UNC2AX3-41V-CIRCUIT BREAKER ATTACHING.....	EA	2



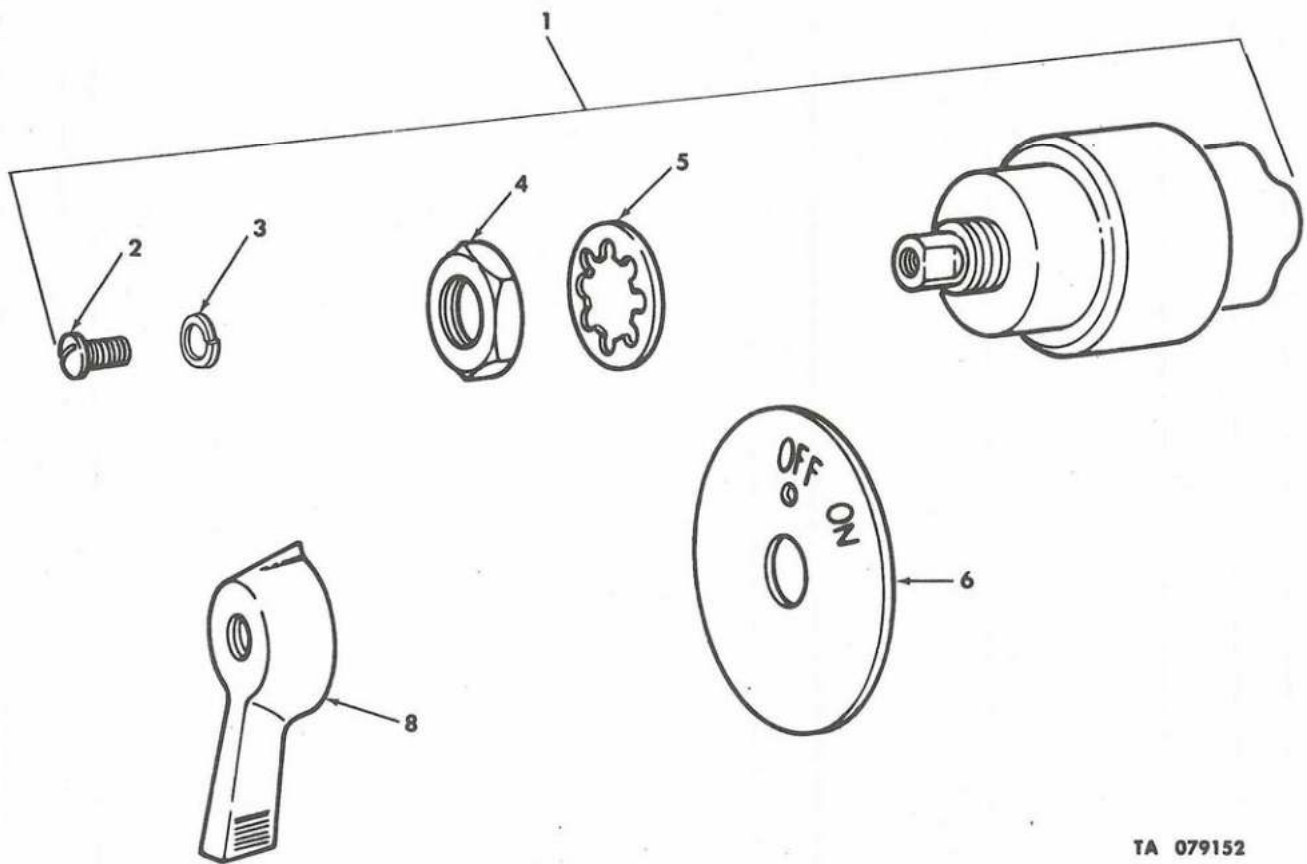
TA 078922

Figure 37. Light Switch Assembly.

SECTION II

TM9-2320-218-20P

(1) ILLUSTRATION		(2) SMR CODE	(3) FEDERAL STOCK NUMBER	(4) PART NUMBER	(5) FSCM	(6) DESCRIPTION USABLE ON CODE	(7) U/M	(8) QTY INC IN UNIT
(a) FIG NO.	(b) ITEM NO.							
GROUP 0607 CONTINUED								
37	1	PAOZZ	2590-00-307-8856	7368702	19207	SWITCH ASSEMBLY LIGHT.....	EA	1
37	2	PAOZZ	5310-00-576-5752	MS35333-39	96906	WASHER LOCK-FOR 10 SCREW SIZE-TO ATTACH LIGHT SWITCH ASSEMBLY.....	EA	4
37	3	PAOZZ	5305-00-989-7435	7521550	19207	SCREW MACHINE-10 32UNF24X5-8IN-TO ATTACH LIGHT SWITCH ASSEMBLY.....	EA	4



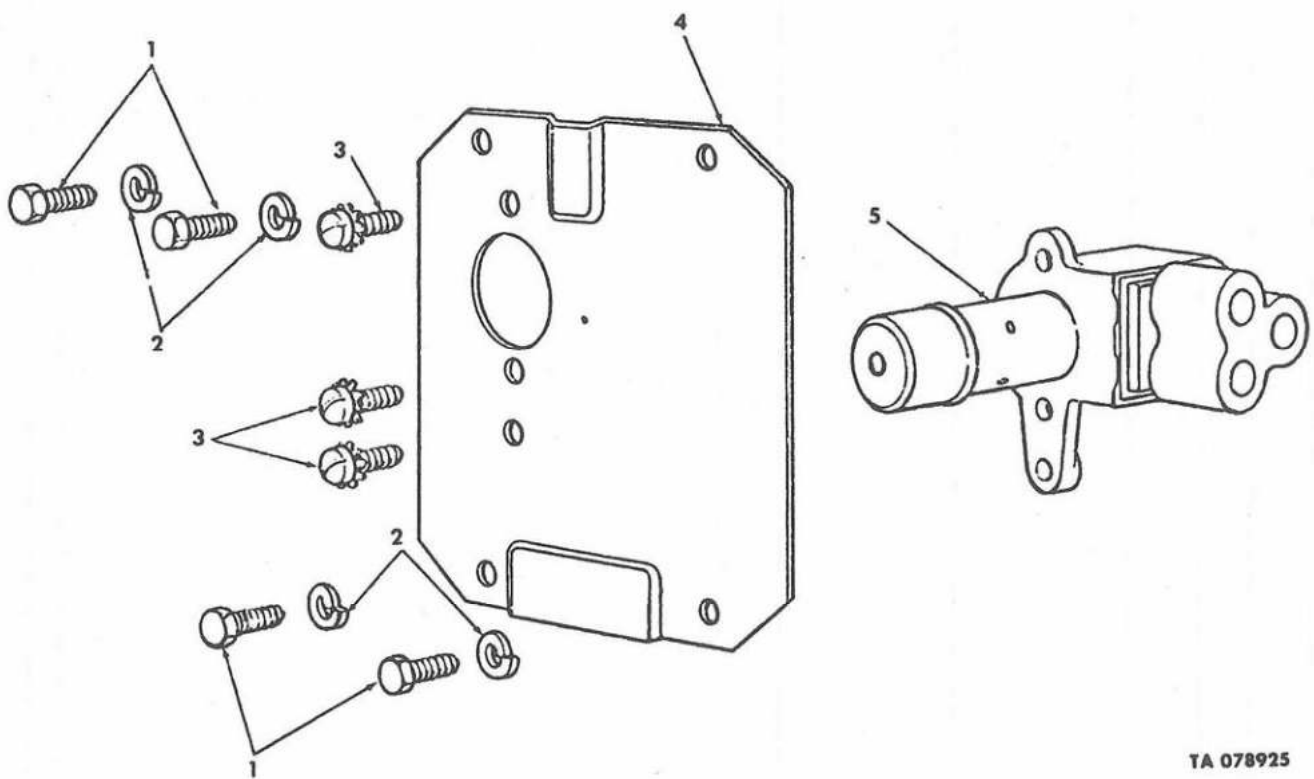
TA 079152

Figure 38. Ignition Switch.

SECTION II

TH9-2320-21A-20P

(1) ILLUSTRATION		(2)	(3)	(4)	(5)	(6)	(7)	(8)
(a) FIG NO.	(b) ITEM NO.	SMR CODE	FEDERAL STOCK NUMBER	PART NUMBER	FSCM	DESCRIPTION USABLE ON CODE	U/M	QTY INC IN UNIT
38	1	PAQZZ	5930-00-699-9438	8380699	19207	SWITCH ROTARY-28 VOLT DC-WATERPROOF-2 POSITION-10 AMP- IGNITION.....	EA	1
38	2	PAQZZ	5305-00-614-3423	MS35265-43	96906	SCREW MACHINE IGNITION SWITCH LEVER.....	EA	1
38	3	PAQZZ	5310-00-045-3299	MS35338-42	96906	WASHER LOCK-FOR 8 SCREW SIZE-IGNITION SWITCH LEVER.....	EA	1
38	4	PAQZZ	5310-00-832-6852	5381233	19207	NUT IGNITION SWITCH ATTACHING.....	EA	1
38	5	PAQZZ	5310-00-194-1483	MS35333-44	96906	WASHER LOCK-FOR 1-2 SCREW SIZE-IGNITION SWITCH ATTACHING....	EA	1
38	6	PAQZZ	2920-00-179-4524	8754667	19207	PLATE IGNITION SWITCH.....	EA	1
38	7	PAQZZ	5930-00-130-5349	5381088	19207	LEVER IGNITION SWITCH.....	EA	1



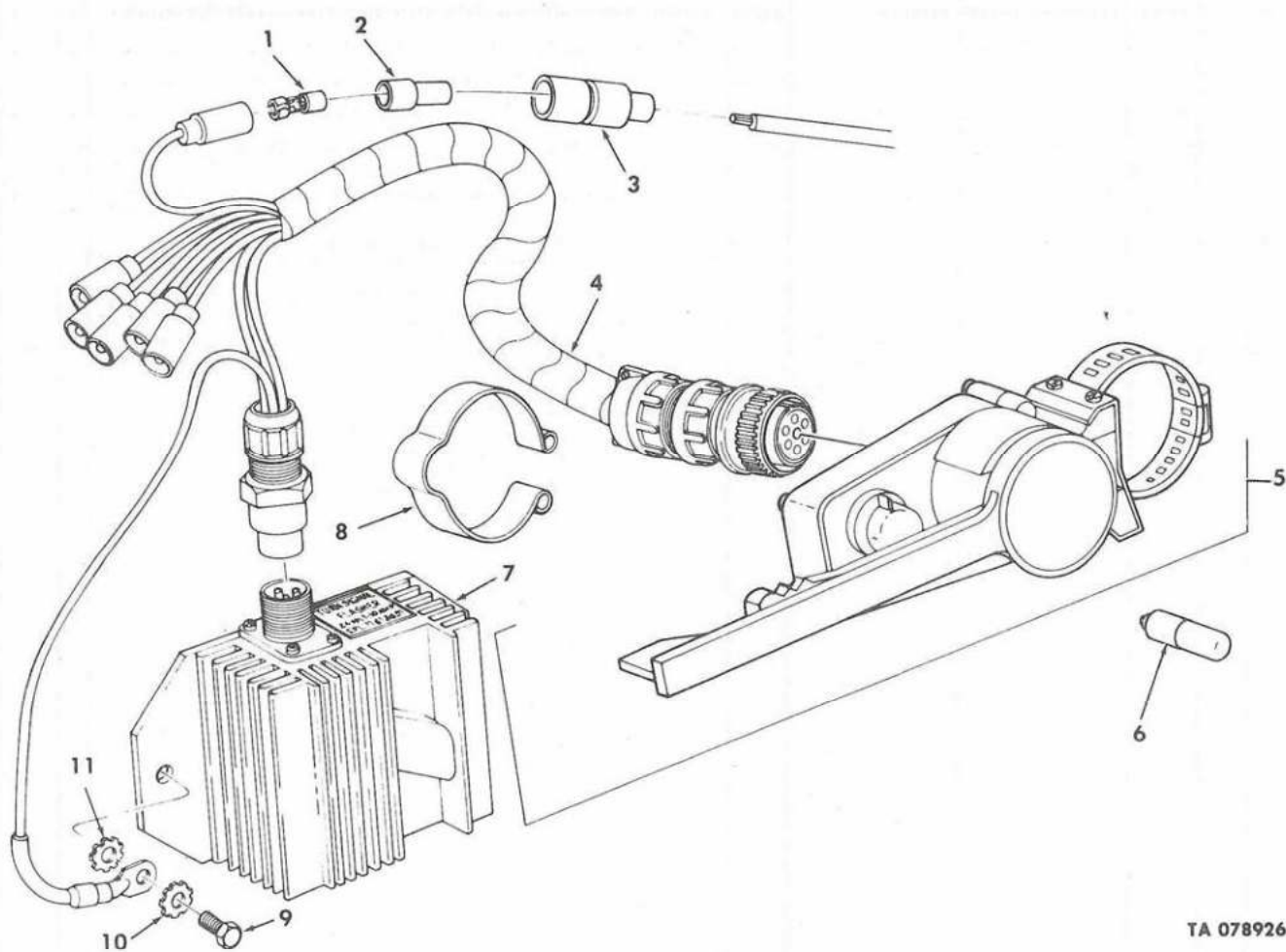
TA 078925

Figure 39. Headlight Beam Selecting Switch.

SECTION II

TM9-2320-218-20P

(1) ILLUSTRATION		(2) SMR CODE	(3) FEDERAL STOCK NUMBER	(4) PART NUMBER	(5) FSCM	(6) DESCRIPTION USABLE ON CODE	(7) U/M	(8) QTY INC IN UNIT
(a) FIG NO.	(b) ITEM NO.							
GROUP 0607 CONTINUED								
39	1	PAOZZ	5305-00-006-0505	MS90726-5	96906	SCREW CAP HEXAGON HEAD 1-4 28UNF2AX5-8IN-TO ATTACH DIMMER SWITCH COVER.....	EA	4
39	2	PAOZZ	5310-00-582-5965	11657469-3	19207	WASHER LOCK-FOR 1-4 SCREW SIZE-TO ATTACH DIMMER SWITCH COVER	EA	4
39	3	PAOZZ	5305-00-285-5275	453019	21450	SCREW AND WASHER HEADLIGHT DIMMER SWITCH ATTACHING.....	EA	3
39	4	XBOZZ	2510-00-229-5730	7345210	19207	COVER HEADLIGHT DIMMER SWITCH.....	EA	1
39	5	PAOZZ	2590-00-301-2355	8396186	19207	SWITCH PUSH FOOT-HEADLIGHT BEAM SELECTING.....178,243,910,911	EA	1



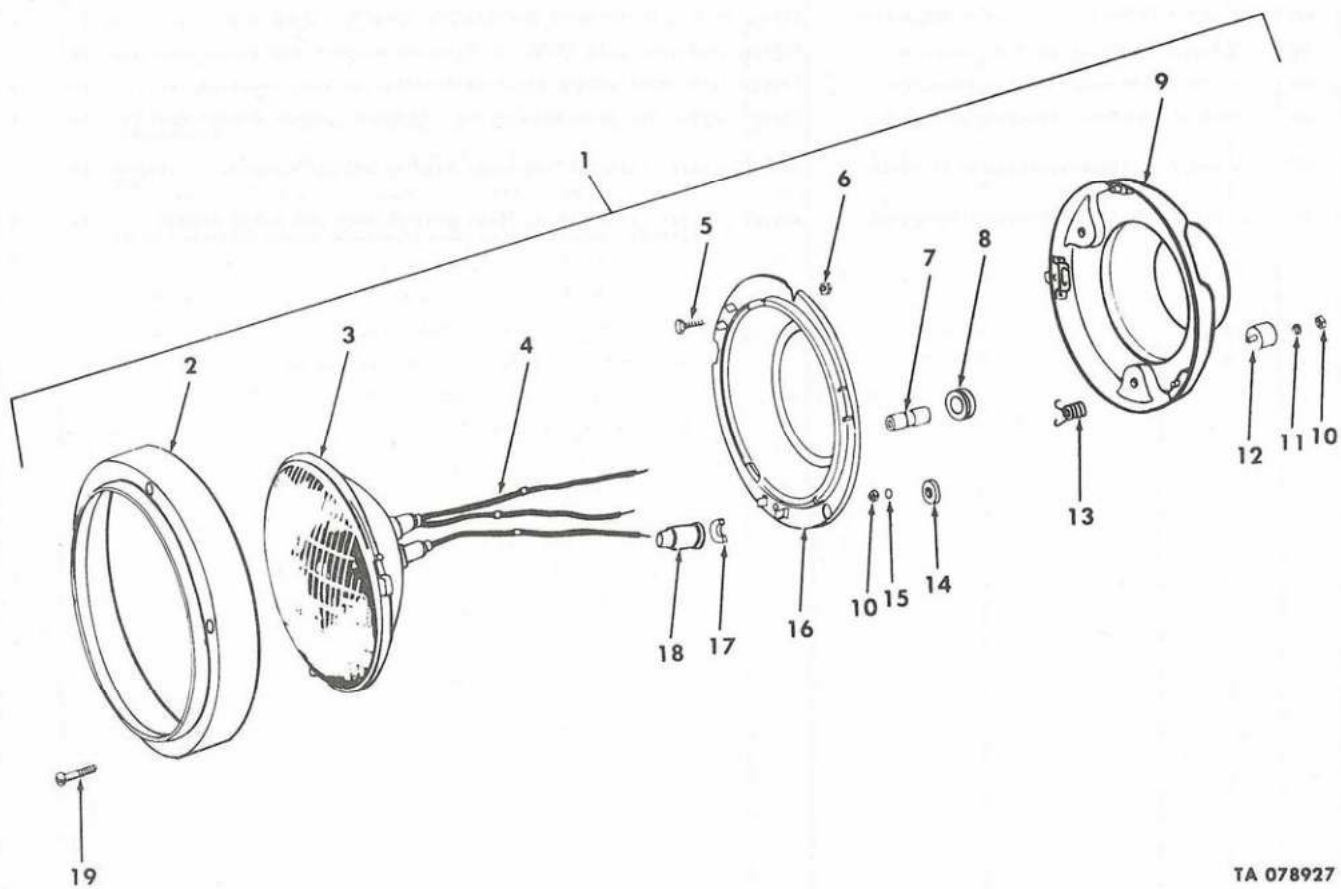
TA 078926

Figure 40. Directional Control and Flasher.

SECTION II

TM9-2320-218-20P

(1) ILLUSTRATION		(2) SMR CODE	(3) FEDERAL STOCK NUMBER	(4) PART NUMBER	(5) FSCM	(6) DESCRIPTION USABLE ON CODE	(7) U/M	(8) QTY INC IN UNIT
						GROUP 0608 MISCELLANEOUS ITEMS,ELECTRICAL		
40	1	PAOZZ	5940-00-399-6676	8338564	19207	TERMINAL P/O KIT SOLID STATE TURN SIGNAL WITH HAZARD WARNING	EA	6
40	2	PAOZZ	5970-00-833-8562	8338562	19207	.SLFEVF TURN SIGNAL.....	EA	6
40	3	PAOZZ	5935-00-833-8561	8338561	19207	.SHELL TURN SIGNAL.....	EA	6
40	4	PAOZZ	2590-00-308-2781	11630528	19207	CABLE ASSEMBLY P/O KIT,SOLID STATE TURN SIGNAL WITH HAZARD WARNING.....	EA	1
40	5	PAOZZ	6220-00-808-6072	11613632-1	19207	.CONTROL ASSEMBLY DIRECTIONAL SIGNAL WITH HAZARD WARNING....	EA	1
40	6	PAOZZ	6240-00-419-3185	MS25231-1873	96906	LAMP INCANDESCENT-DIRECTIONAL CONTROL HANDLE.....	EA	1
40	7	PAOZZ	5945-00-789-3706	11613631	19207	.FLASHER SOLID STATE DIRECTIONAL CONTROL SIGNAL.....	EA	1
40	8	PAOZZ	5340-00-168-7179	10882088	19207	CLIP TURN SIGNAL CABLE RETAINING.....	EA	2
40	9	PAOZZ	5305-00-225-3838	MS90725-4	96906	SCREW CAP HEXAGON HEAD 1-4 20UNC2AX9-16IN-TO ATTACH FLASHER. B30,B31,B32	EA	2
40	10	PAOZZ	5310-00-209-0786	MS35335-33	96906	WASHER LOCK-FOR 1-4 SCREW SIZE-TO ATTACH FLASHER.....B30,B31 B32	EA	2
40	11	PAOZZ	5310-00-080-9786	MS45904-60	96906	.WASHER LOCK-FOR 10 SCREW SIZE-FLASHER AND CABLE GROUND ATTACHING.....	EA	1



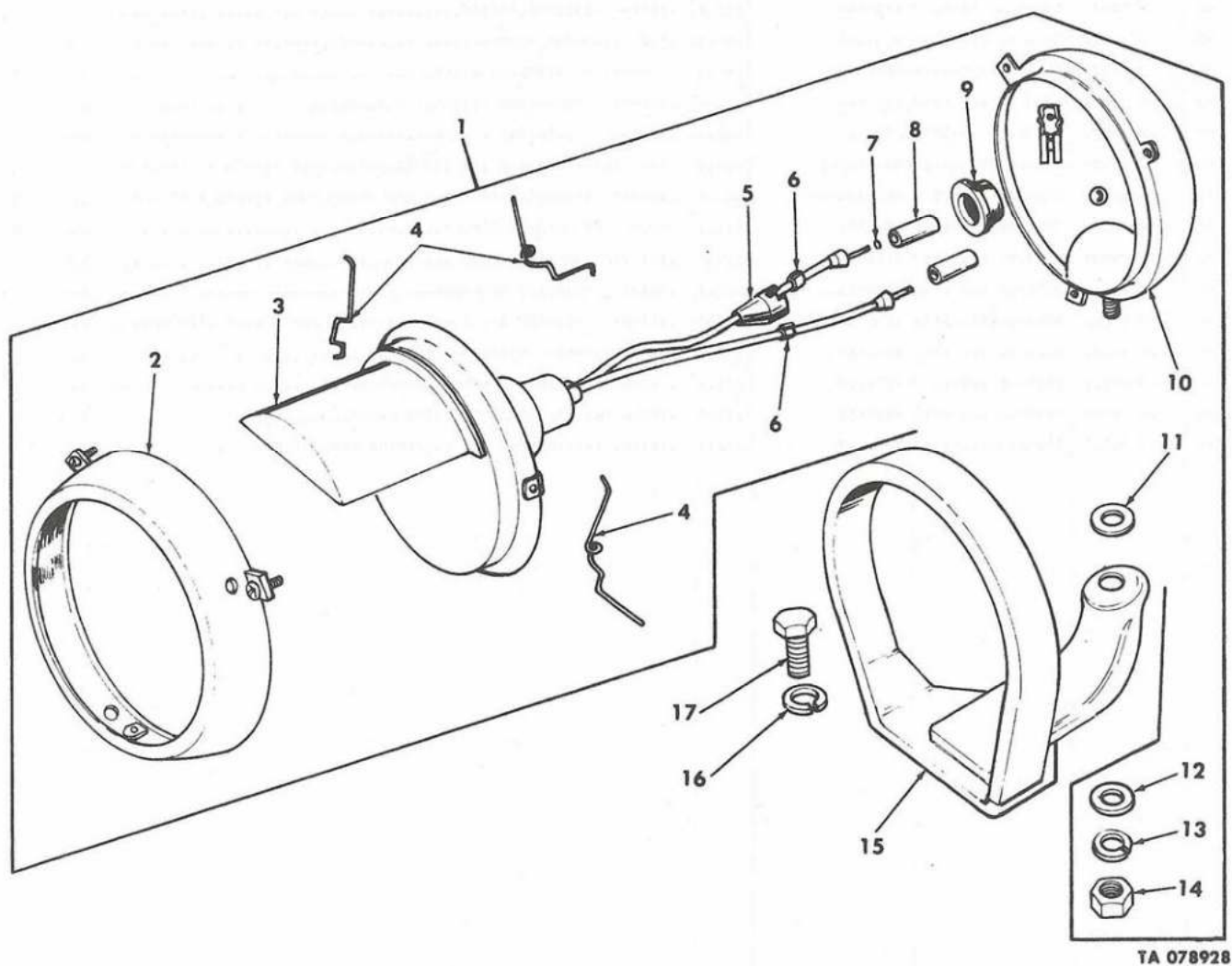
TA 078927

Figure 41. Headlight Assembly.

SECTION II

TM9-2320-218-20P

(1) ILLUSTRATION		(2)	(3)	(4)	(5)	(6)	(7)	(8)
(a) FIG NO.	(b) ITEM NO.	SMR CODE	FEDERAL STOCK NUMBER	PART NUMBER	FSCM	DESCRIPTION USABLE ON CODE	U/M	QTY INC IN UNIT
GROUP 0609 LIGHTS								
41	1	PAOZZ	6220-00-578-9045	8741462	19207	HEADLIGHT ASSEMBLY BODY.....	EA	2
41	2	PAOZZ	5365-00-832-5650	8741446	19207	.RING RETAINING HEADLIGHTLAMP.....	EA	2
41	3	PAOZZ	6240-00-686-4168	8741491	19207	.LAMP INCANDESCENT HEADLIGHT SEALED BEAM.....	EA	2
41	4	PAOZZ	9905-00-752-4649	MS39020-1	96906	.BAND MARKER-HEADLIGHT CABLES.....	EA	3
41	5	PAOZZ	5305-00-353-0969	7538146	19207	.SCREW HEADLAMP ASSEMBLY.....	EA	2
41	6	PAOZZ	5310-00-241-6921	8741435	19207	.NUT HEADLAMP ASSEMBLY.....	EA	2
41	7	PAOZZ	5935-00-807-4109	8741492	19207	.CONNECTOR HEADLAMP ASSEMBLY.....	EA	3
41	8	PAOZZ	5325-00-088-6147	8741442	19207	.GROMMET HEADLIGHT ASSEMBLY BLACKOUT.....	EA	1
41	9	PAOZZ	6220-00-443-0589	8741461	19207	.HOUSING HEADLIGHT ASSEMBLY.....	EA	1
41	10	PAOZZ	5310-00-768-0319	MS51968-2	96906	.NUT PLAIN HEXAGON 1-4 28UNF28-HEADLIGHT ASSEMBLY ATTACHING.....	EA	3
41	11	PAOZZ	5310-00-821-6269	MS35334-19	96906	.WASHER LOCK-FOR 1-4 SCREW SIZE-HEADLIGHT ASSEMBLY ATTACHING.....	EA	3
41	12	PAOZZ	5340-00-182-3726	8741441	19207	.MOUNT HEADLAMP ASSEMBLY.....	EA	6
41	13	PAOZZ	5360-00-526-5530	8741443	19207	.SPRING LAMP ADJUSTING.....	EA	1
41	14	PAOZZ	5310-00-463-0268	5310615	19207	.WASHER HEADLAMP ASSEMBLY.....	EA	6
41	15	PAOZZ	5310-00-582-5965	11657469-3	19207	.WASHER LOCK-FOR 1-4 SCREW SIZE-HEADLIGHT MOUNT ATTACHING.....	EA	3
41	16	PAOZZ	6220-00-998-6142	8741447	19207	.RING ASSEMBLY HEADLAMP ASSEMBLY.....	EA	1
41	17	PAOZZ	5310-00-833-8567	8338567	19207	.WASHER SLOTTED TERMINAL RETAINING.....	EA	3
41	18	PAOZZ	5935-00-572-9180	8338566	19207	.SHELL SHIELD REAR COMPOSITE LIGHT.....	EA	4
41	19	PAOZZ	5305-00-832-5743	8741437	19207	.SCREW, EXTERNALLY HEADLIGHTRING RETAINING.....	EA	3



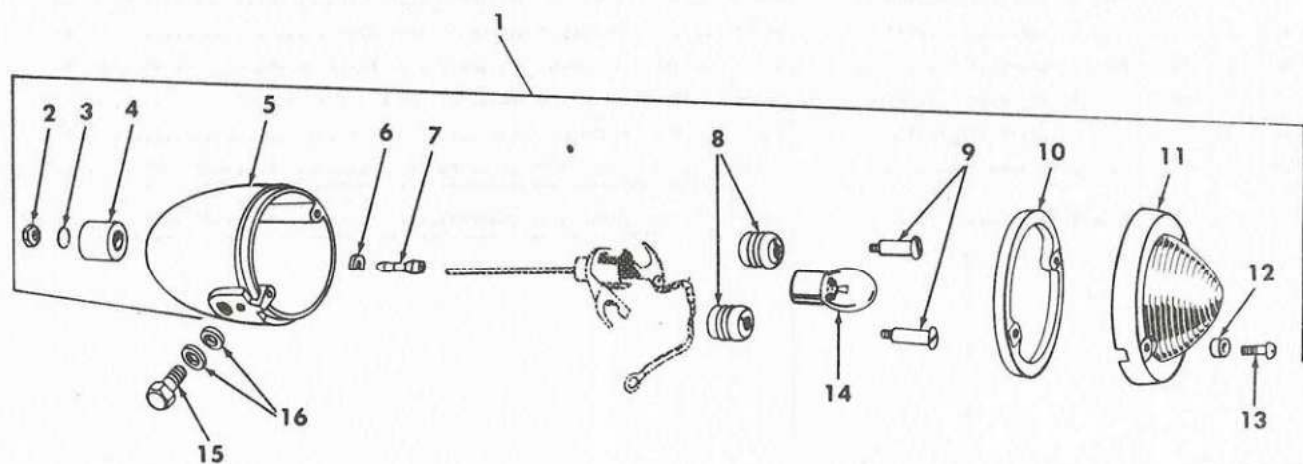
TA 078928

Figure 42. Blackout Headlight Assembly.

SECTION II

TM9-2320-218-20P

(1) ILLUSTRATION		(2) SMR CODE	(3) FEDERAL STOCK NUMBER	(4) PART NUMBER	(5) FSCM	(6) DESCRIPTION USABLE ON CODE	(7) U/M	(8) QTY INC IN UNIT
						GROUP 0609 CONTINUED		
42	1	PAOZZ	6220-00-578-9046	8747988	19207	HEADLIGHT ASSEMBLY BLACKOUT-24 VOLT-WATERPROOF.....	EA	1
42	2	PAOZZ	6220-00-595-1107	7525940	19207	.DOOR ASSEMBLY BLACKOUT HEADLIGHT.....	EA	1
42	3	PAOZZ	6220-00-819-7028	8747987	19207	.LAMP UNIT BLACKOUT HEADLIGHT, SEALED, SHIELDED.....	EA	1
42	4	PAOZZ	6620-00-693-4175	7320711	19207	SPRING: LAMP UNIT RETAINING.....	EA	3
42	5	PAOZZ	5935-00-572-9180	8338566	19207	.SHELL SHIELD BLACKOUT HEADLIGHT.....	EA	1
42	6	PAOZZ	9905-00-752-4649	MS39020-1	96906	.BAND MARKER-BLACKOUT HEADLIGHT CABLE.....	EA	2
42	7	PAOZZ	5310-00-833-8567	8338567	19207	.WASHER SLOTTED TERMINAL RETAINING BLACKOUT HEADLIGHT.....	EA	1
42	8	PAOZZ	5935-00-807-4109	8741492	19207	.CONNECTOR HEADLIGHT ASSEMBLY BLACKOUT.....	EA	1
42	9	PAOZZ	5325-00-088-6147	8741442	19207	.GROMMET HEADLAMP ASSEMBLY.....	EA	3
42	10	PAOZZ	6220-00-456-6106	8747986	19207	.BODY ASSEMBLY HEADLIGHT BLACKOUT.....	EA	1
42	11	PAOZZ	5310-00-061-1258	MS45904-76	96906	.WASHER LOCK-FOR 3-8 SCREW SIZE-BLACKOUT HEADLIGHT ATTACHING	EA	1
42	12	PAOZZ	5310-00-350-2655	5294507	19207	.WASHER BLACKOUT HEADLIGHT ATTACHING.....	EA	1
42	13	PAOZZ	5310-00-637-9541	MS35338-46	96906	.WASHER LOCK-FOR 3-8 SCREW SIZE-BLACKOUT HEADLIGHT ATTACHING	EA	1
42	14	PAOZZ	5310-00-732-0558	MS51967-8	96906	NUT, PLAIN, HEXAGON BLACKOUT HEADLIGHT ATTACHING.....	EA	1
42	15	PAOZZ	2510-00-177-9177	8754200	19207	SUPPORT ASSEMBLY BLACKOUT HEADLIGHT.....	EA	1
42	16	PAOZZ	5310-00-514-6674	AN9368516	88044	WASHER LOCK-FOR 5-16 SCREW SIZE-BLACKOUT HEADLIGHT SUPPORT ATTACHING.....	EA	3
42	17	PAOZZ	5306-00-225-9084	MS90726-29	96906	BOLT MACHINE 5-16 24JNF2AX1-2IN-BLACKOUT HEADLIGHT SUPPORT ATTACHING.....	EA	3



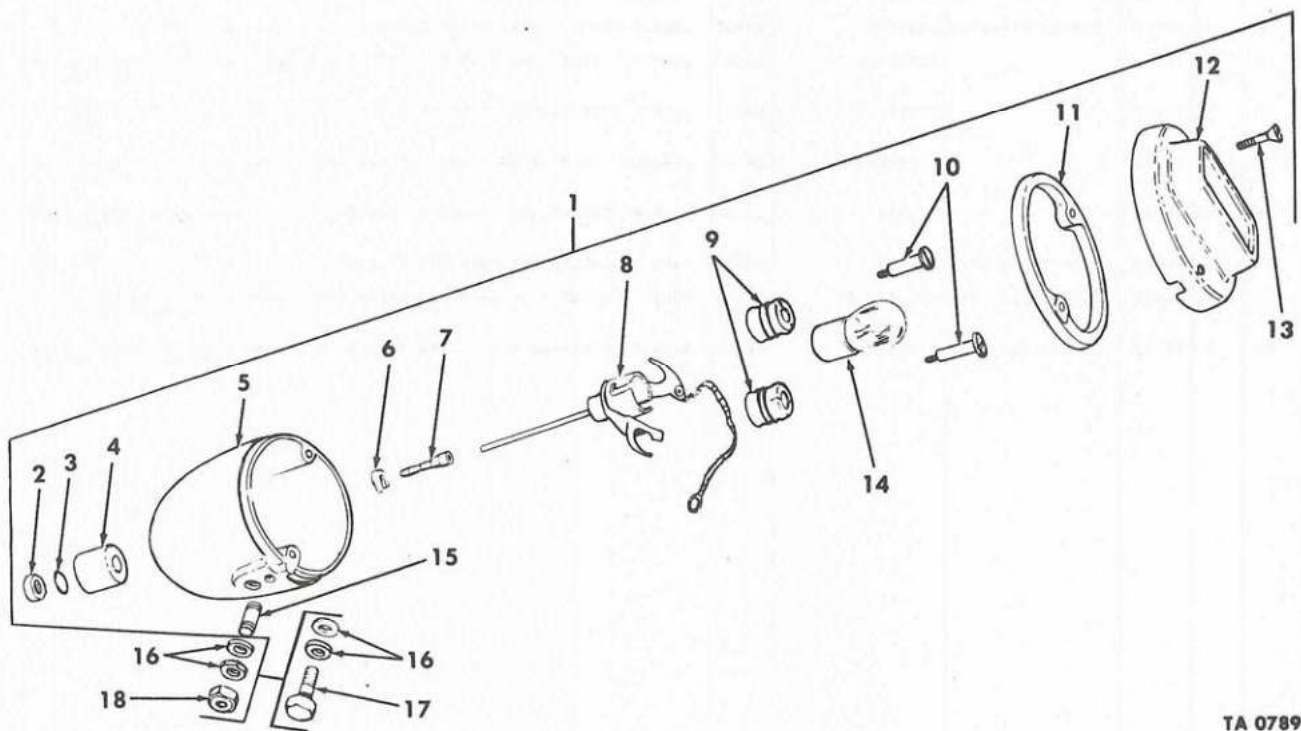
TA 079153

Figure 43. Turn Signal Light Assembly (M151, M151A1, M151A1C, and M718).

SECTION II

TM9-2320-218-20P

(1) ILLUSTRATION		(2) SMR CODE	(3) FEDERAL STOCK NUMBER	(4) PART NUMBER	(5) FSCM	(6) DESCRIPTION USABLE ON CODE	(7) U/M	(8) QTY INC IN UNIT
GROUP 0609 CONTINUED								
43	1	PAOZZ	6220-00-788-5887	8712357	19207	LIGHT ASSEMBLY FRONT TURN SIGNAL AMBER.....178,243,910,911	EA	2
43	2	PAOZZ	5310-00-720-8208	8687084	19207	.NUT TURN SIGNAL LIGHT ASSEMBLY.....178,243,910,911	EA	2
43	3	PAOZZ	5970-00-781-9861	8386475	19207	.WASHER TURN SIGNAL LIGHT ASSEMBLY.....178,243,910,911	EA	2
43	4	PAOZZ	6220-00-906-0159	7982399	19207	.SHELL FEMALE TURN SIGNAL LIGHT ASSEMBLY.....178,243,910,911	EA	2
43	5	PAOZZ	6220-00-433-5966	8741650	19207	.BODY TURN SIGNAL LIGHT ASSEMBLY.....178,243,910,911	EA	2
43	6	PAOZZ	5310-00-781-9862	8386476	19207	.WASHER TURN SIGNAL LIGHT ASSEMBLY.....178,243,910,911	EA	2
43	7	PAOZZ	5940-00-867-5245	8386477	19207	.TERMINAL TURN SIGNAL LIGHT ASSEMBLY.....178,243,910,911	EA	2
43	8	PAOZZ	5325-00-523-0928	7064900	19207	.INSULATOR TURN SIGNAL LIGHT ASSEMBLY.....178,243,910,911	EA	4
43	9	PAOZZ	5305-00-633-0785	8335233	19207	.SCREW TURN SIGNAL LIGHT ASSEMBLY.....178,243,910,911	EA	4
43	10	KFOZZ		11598926	19207	.GASKET LENS TURN SIGNAL PART OF KIT P/N 5703310.....178,243,910,911	EA	2
43	11	KFOZZ		11598925	19207	.LENS TURN SIGNAL PART OF KIT P/N 5703310.....178,243,910,911	EA	2
43	12	KFOZZ		11598927	19207	.WASHER TURN SIGNAL PART OF KIT P/N 5703310.....178,243,910,911	EA	4
43	13	KFOZZ		8712360	19207	.SCREW TURN SIGNAL PART OF KIT P/N 5703310.....178,243,910,911	EA	4
43	14	PAOZZ	6240-00-044-6914	446914	19207	LAMP INCANDESCENT-TURN SIGNAL LIGHT.....178,243,910,911	EA	1
43	15	PAOZZ	5305-00-225-9082	MS90726-27	96906	BOLT MACHINE 5-16 24UNF2AX3-8IN-TURN SIGNAL LIGHT MOUNTING..178,243,910,911	EA	1
43	16	PAOZZ	5310-00-514-6674	AN9368516	88044	WASHER LOCK-FOR 5-16 SCREW SIZE-TURN SIGNAL LIGHT MOUNTING..178,243,910,911	EA	2



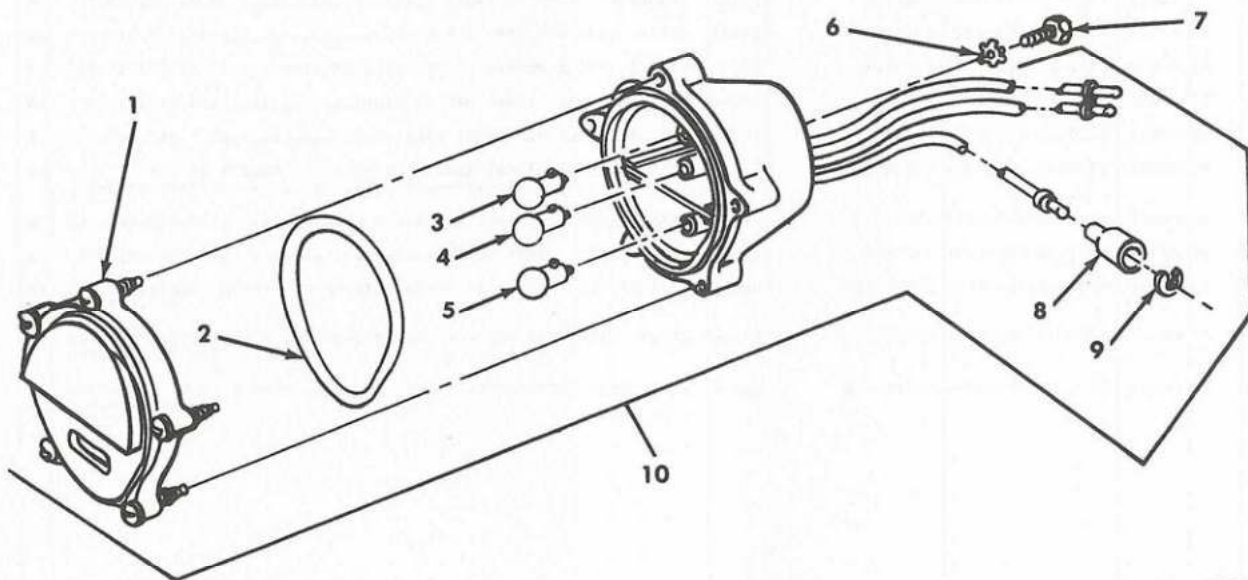
TA 078930

Figure 44. Blackout Marker Light and Rear Stoplight Assemblies.
(M151, M151A1, M151A1C, and M718).

SECTION II

TM9-2320-218-20P

(1) ILLUSTRATION		(2)	(3)	(4)	(5)	(6)	(7)	(8)
(a) FIG NO.	(b) ITEM NO.	SMR CODE	FEDERAL STOCK NUMBER	PART NUMBER	FSCM	DESCRIPTION USABLE ON CODE	U/M	QTY INC IN UNIT
GROUP 0609 CONTINUED								
44	1	PAOZZ	6220-00-670-7692	8741644	19207	LIGHT MARKER-CLEARANCE-BLACKOUT-FRONT.....178,243,910,911	EA	2
44	1	PAOZZ	6220-00-846-9745	8741645	19207	LIGHT BLACKOUT-STOP.....178,243,910,911	EA	1
44	2	PAOZZ	5310-00-720-8208	8687084	19207	.NUT LAMP ASSEMBLY BLACKOUT.....178,243,910,911	EA	3
44	3	PAOZZ	5970-00-781-9861	8386475	19207	.WASHER LAMP ASSEMBLY BLACKOUT.....178,243,910,911	EA	3
44	4	PAOZZ	6220-00-906-0159	7982399	19207	.SHELL LAMP ASSEMBLY BLACKOUT.....178,243,910,911	EA	3
44	5	PAOZZ	6220-00-433-5966	8741650	19207	.BODY LAMP ASSEMBLY BLACKOUT.....178,243,910,911	EA	3
44	6	PAOZZ	5310-00-781-9862	8386476	19207	.WASHER LAMP ASSEMBLY BLACKOUT.....178,243,910,911	EA	3
44	7	PAOZZ	5940-00-667-5245	8386477	19207	.TERMINAL LAMP ASSEMBLY BLACKOUT.....178,243,910,911	EA	3
44	8	PAOZZ	6250-00-741-5451	8741651	19207	SOCKET AND LAMP ASSEMBLY BLACKOUT.....178,243,910,911	EA	3
44	9	PAOZZ	5325-00-523-0928	7064900	19207	INSULATOR LAMP ASSEMBLY BLACKOUT.....178,243,910,911	EA	6
44	10	PAOZZ	5305-00-633-0785	8335233	19207	SCREW LAMP ASSEMBLY BLACKOUT.....178,243,910,911	EA	6
44	11	PAOZZ	5330-00-978-9047	8694464	19207	GASKET FRONT MARKER LIGHT BLACKOUT STOP178,243,910,911	EA	3
44	12	PAOZZ	6220-00-792-8288	8741648	19207	DOOR ASSEMBLY FRONT MARKER LIGHT.....178,243,910,911	EA	1
44	12	PAOZZ	6220-00-775-2384	8741646	19207	DOOR ASSEMBLY BLACKOUT STOPLIGHT.....178,243,910,911	EA	1
44	13	PAOZZ	5305-00-764-0070	MS51959-46	96906	SCREW MACHINE FRONT MARKER LIGHT AND BLACKOUT STOPLIGHT DOORS.....178,243,910,911	EA	6
44	14	PAOZZ	6240-00-019-0877	190877	19207	LAMP INCANDESCENT-FRONT MARKER LIGHT.....178,243,910,911	EA	1
44	15	PAOZZ	5307-00-206-2604	7528480	19207	.STUD FRONT MARKER LIGHT.....178,243,910,911	EA	2
44	16	PAOZZ	5310-00-514-6674	AN9368516	88044	.WASHER LOCK-FOR 5-16 SCREW SIZE-FRONT MARKER LIGHT.....178 243,910,911	EA	2
44	17	PAOZZ	5306-00-225-9084	MS90726-29	96906	.BOLT MACHINE 5-16 24UNF2AX1-2IN-BLACKOUT STOPLIGHT MOUNTING 178,243,910,911	EA	1
44	18	PAOZZ	5310-00-680-7746	MS51968-5	96906	.NUT PLAIN HEXAGON 5-16 24UNF2B-FRONT MARKER LIGHT MOUNTING. 178,243,910,911	EA	1



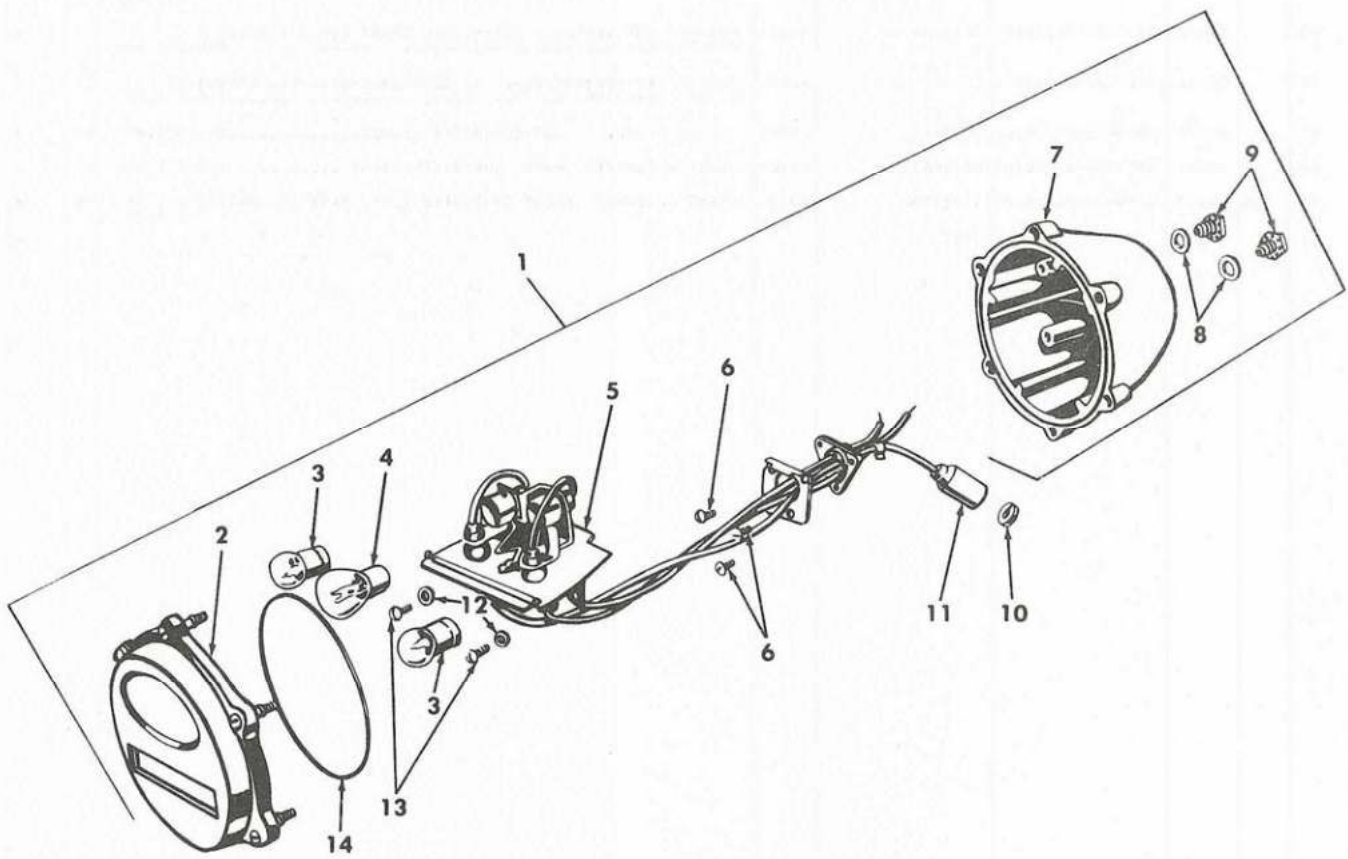
TA 079154

Figure 45. Front Composite Light — Turn, Park and Marker (M151A2, M825, and M718A1).

SECTION II

TM9-2320-218-20P

(1) ILLUSTRATION		(2)	(3)	(4)	(5)	(6)	(7)	(8)
(a) FIG NO.	(b) ITEM NO.	SMR CODE	FEDERAL STOCK NUMBER	PART NUMBER	FSCM	DESCRIPTION USABLE ON CODE	U/M	QTY INC IN UNIT
GROUP 0609 CONTINUED								
45	1	PAOZZ	6220-00-179-4325	11639546	19207	.DOOR AND LENS COMPOSITE LIGHT FRONT.....830,831,832	EA	2
45	2	PAOZZ	5330-00-463-0200	11639519-1	19207	.SEAL PREFORMED DOOR AND LENS.....830,831,832	EA	2
45	3	PAOZZ	6240-00-019-3093	193093	19207	.LAMP INCANDESCENT-FRONT PARK-FRONT COMPOSITE LIGHT.....830 831,832	EA	1
45	4	PAOZZ	6240-00-044-6914	446914	19207	.LAMP INCANDESCENT-FRONT TURN-FRONT COMPOSITE LIGHT.....830 831,832	EA	1
45	5	PAOZZ	6240-00-019-0877	190877	19207	.LAMP INCANDESCENT-FRONT MARKER-FRONT COMPOSITE LIGHT....830 831,832	EA	1
45	6	PAOZZ	5310-00-061-1258	MS45904-76	96906	WASHER LOCK-FOR 3-8 SCREW SIZE-FRONT COMPOSITE LIGHT ATTACHING.....830,831,832	EA	2
45	7	PAOZZ	5305-00-269-3208	MS90725-57	96906	SCREW CAP HEXAGON HEAD 3-8 16UNC2AX5-8IN-REAR COMPOSITE LIGHT ATTACHING.....830,831,832	EA	2
45	8	PAOZZ	5935-00-572-9180	8338566	19207	.SHELL SHIELD FRONT COMPOSITE LIGHT.....830,831,832	EA	3
45	9	PAOZZ	5310-00-833-8567	8338567	19207	.WASHER SLOTTED FRONT COMPOSITE LIGHT.....830,831,832	EA	3
45	10	PAOZZ	6220-00-880-1624	11614156	19207	LIGHT ASSEMBLY FRONT COMPOSITE TURN PARK AND MARKER....830 831,832	EA	2



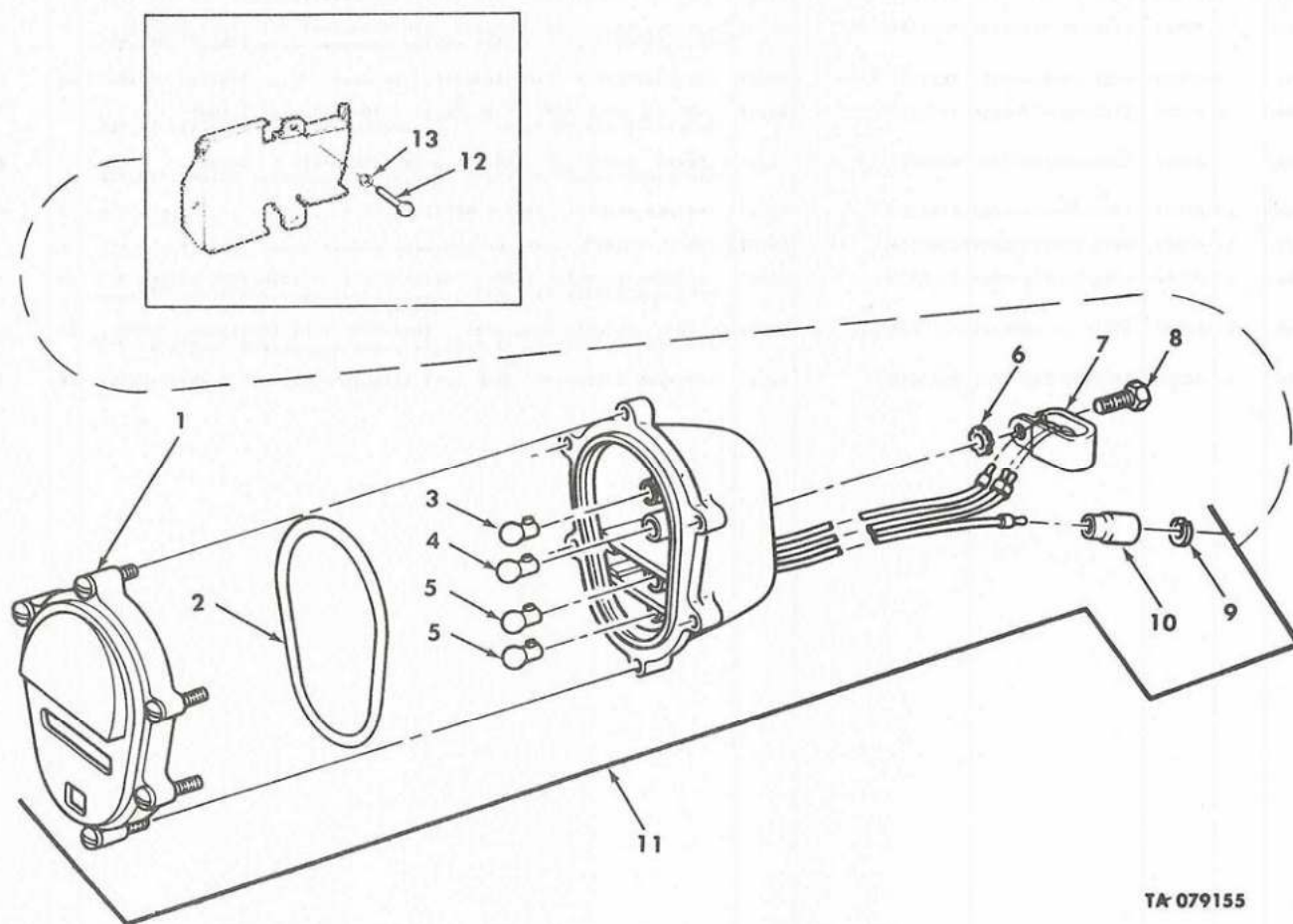
TA 078932

Figure 46. Stoplight-Taillight Assembly (M151, M151A1, M151A1C, and M718).

SECTION II

TM9-2320-218-20P

(1) ILLUSTRATION		(2)	(3)	(4)	(5)	(6)	(7)	(8)
(a) FIG NO.	(b) ITEM NO.	SMR CODE	FEDERAL STOCK NUMBER	PART NUMBER	FSCM	DESCRIPTION USABLE ON CODE	U/M	QTY INC IN UNIT
						GROUP 0609 CONTINUED		
46	1	PAOZZ	6220-00-569-5623	8378785	19207	STOPLIGHT-TAILLIGHT VEHICULAR-24 VOLT.....178,243,910,911	EA	2
46	2	PAOZZ	6220-00-752-6020	7526020	19207	.DOOR ASSEMBLY STOPLIGHT TAILLIGHT.....178,243,910,911	EA	2
46	3	PAOZZ	6240-00-019-0877	190877	19207	.LAMP INCANDESCENT-SERVICE TAIL.....178,243,910,911	EA	2
46	4	PAOZZ	6240-00-044-6914	446914	19207	.LAMP INCANDESCENT-SERVICE STOPLIGHT.....178,243,910,911	EA	1
46	5	PAOZZ	2590-00-593-3452	8378661	19207	.SOCKET AND WIRING TAILLIGHT.....178,243,910,911	EA	2
46	6	PAOZZ	5305-00-984-6191	MS35206-243	96906	.SCREW MACHINE-8 32UNC2AX3-8IN-STOPLIGHT TAILLIGHT SOCKET AND WIRING ASSEMBLY ATTACHING.....178,243,910,911	EA	3
46	7	PAOZZ	6220-00-368-4945	7525997	19207	BODY,HEADLIGHT STOPLIGHT, TAIL LIGHT.....178,243,910,911	EA	2
46	8	PAOZZ	5310-00-627-6128	7357953	19207	.WASHER LOCK-FOR 3-8 SCREW SIZE-TO ATTACH STOPLIGHT- TAILLIGHT ASSEMBLY.....178,243,910,911	EA	2
46	9	PAOZZ	5305-00-269-3208	MS90725-57	96906	.SCREW CAP HEXAGON HEAD 3-8 16UNC2AX5-8IN-TO ATTACH STOPLIGHT-TAILLIGHT ASSEMBLY.....178,243,910,911	EA	2
46	10	PAOZZ	5310-00-833-8567	8338567	19207	.WASHER SLOTTED REAR COMPOSITE LIGHT.....178,243,910,911	EA	4
46	11	PAOZZ	5935-00-572-9180	8338566	19207	.SHELL SHIELD HEADLIGHT.....178,243,910,911	EA	3
46	12	PAOZZ	5310-00-045-3299	7347734	19207	.WASHER LOCK-FOR 8 SCREW SIZE-STOPLIGHT TAILLIGHT SOCKET AND WIRING ASSEMBLY ATTACHING.....178,243,910,911	EA	2
46	13	PAOZZ	5305-00-889-3002	MS35206-242	96906	.SCREW MACHINE-8 32UNC2AX5-16IN-STOPLIGHT TAILLIGHT SOCKET AND WIRING ASSEMBLY ATTACHING.....178,243,910,911	EA	2
46	14	PAOZZ	5330-00-297-7106	7320658	19207	.PACKING PREFORMED STOPLIGHT TAILLIGHT.....178,243,910,911	EA	1



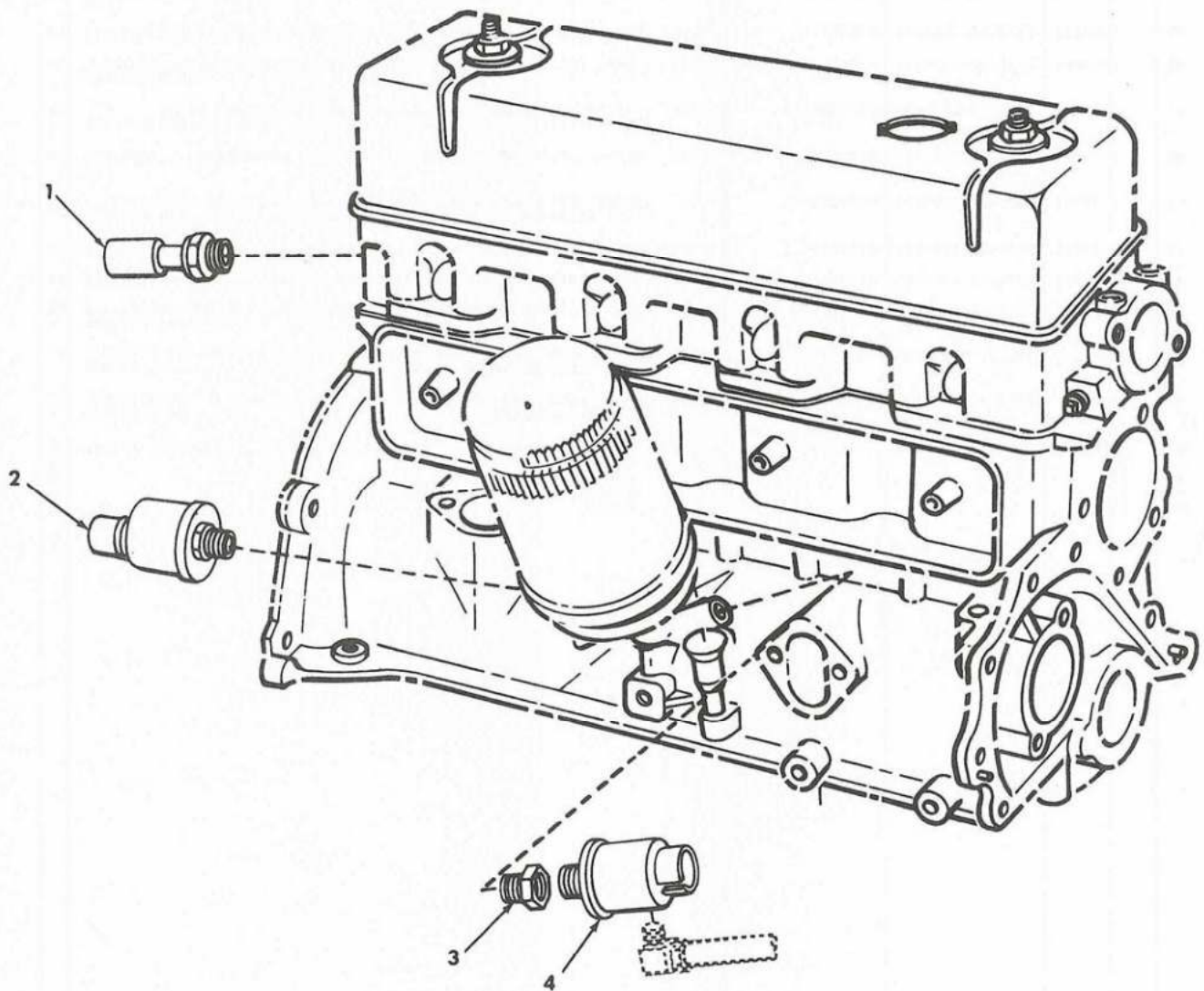
TA 079155

Figure 47. Rear Composite Light — Tail, Stop, Turn, and Marker (M151A2, M825, and M718A1).

SECTION II

TM9-2320-218-20P

(1) ILLUSTRATION		(2)	(3)	(4)	(5)	(6)	(7)	(8)
(a) FIG NO.	(b) ITEM NO.	SMR CODE	FEDERAL STOCK NUMBER	PART NUMBER	FSCM	DESCRIPTION	USABLE ON CODE	QTY INC IN UNIT
GROUP 0609 CONTINUED								
47	1	PAOZZ	6220-00-179-4324	11639535	19207	.DOOR AND LENS COMPOSITE LIGHT REAR.....B30,B31,B32	EA	1
47	2	PAOZZ	5330-00-462-0907	11639519-2	19207	.SEAL PREFORMED DOOR AND LENS.....B30,B31,B32	EA	1
47	3	PAOZZ	6240-00-019-3093	193093	19207	.LAMP INCANDESCENT-TAILLIGHT-REAR COMPOSITE LIGHT....B30,B31 B32	EA	1
47	4	PAOZZ	6240-00-044-6914	446914	19207	.LAMP INCANDESCENT-TURN-REAR COMPOSITE LIGHT....B30,B31,B32	EA	1
47	5	PAOZZ	6240-00-019-0877	190877	19207	.LAMP INCANDESCENT-STOP AND MARKER-REAR COMPOSITE LIGHT..... B30,B31,B32	EA	2
47	6	PAOZZ	5310-00-061-1258	MS45904-76	96906	.WASHER LOCK-FOR 3-8 SCREW SIZE-REAR COMPOSITE LIGHT ATTACHING.....B30,B31,B32	EA	2
47	7	PAOZZ	5340-00-833-8476	MS21333-122	96906	.CLAMP LOOP-REAR COMPOSITE LIGHT WIRE RETAINING.....B30,B31 B32	EA	1
47	8	PAOZZ	5305-00-269-3208	MS90725-57	96906	.SCREW CAP HEXAGON HEAD 3-8 16UNC2AX5-8IN-FRONT COMPOSITE LIGHT ATTACHING.....B30,B31,B32	EA	2
47	9	PAOZZ	5310-00-833-8567	8338567	19207	.WASHER SLOTTED STOPLIGHT TAILLIGHT.....178,243,910,911	EA	3
47	10	PAOZZ	5935-00-572-9180	8338566	19207	.SHELL SHIELD STOPLIGHT TAILLIGHT.....178,243,910,911	EA	3
47	11	PAOZZ	6220-00-880-1625	11614157	19207	LIGHT ASSEMBLY REAR COMPOSITE TAIL STOP TURN AND MARKER..... B30,B31,B32	EA	2
47	12	PAOZZ	5305-00-068-0502	MS90725	96906	SCREW,CAP,HEXAGON HEAD 1/4-20UNC-2A X 3/4 IN LG TO ATTACH REAR COMPOSITE LIGHT CABLE GUARD.....B30,B31,B32	EA	6
47	13	PAOZZ	5310-00-582-5965	11657489-3	19207	WASHER,LOCK FOR 1/4 IN SCREW SIZE TO ATTACH REAR COMPOSITE LIGHT CABLE GUARD.....B30,B31,B32	EA	6
43 43 43 43	10 11 12 13	PAOZZ	2540-00-930-2044	5703310	19207	PARTS KIT TURN SIGNAL LENS.....178,243,910,911 GASKET LENS WASHER SCREW	EA EA EA EA	1 2 2 4



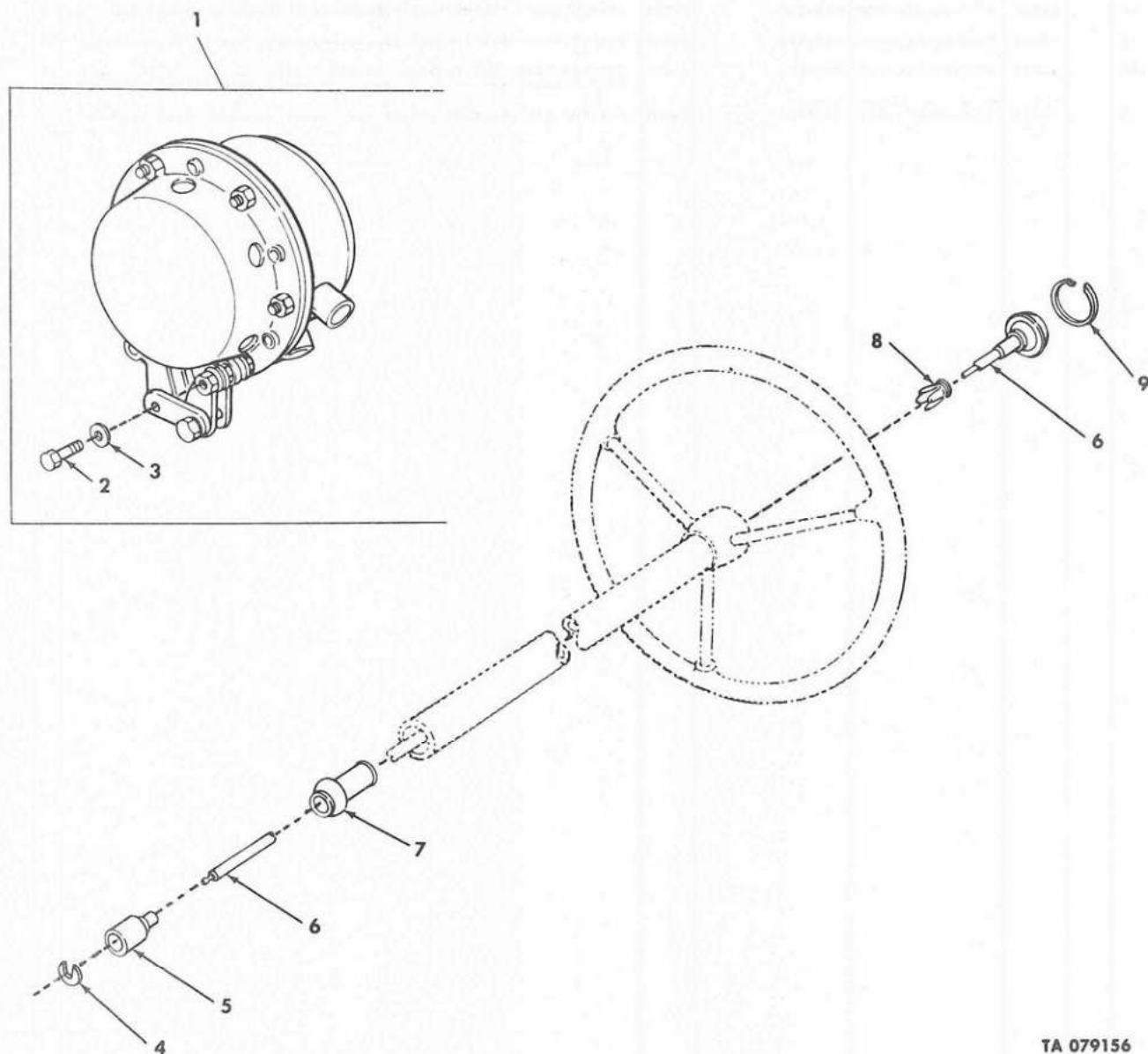
TA 078934

Figure 48. Oil Pressure Switch and Temperature Transmitter.

SECTION II

TM9-2320-218-20P

(1) ILLUSTRATION		(2)	(3)	(4)	(5)	(6)	(7)	(8)
(a) FIG NO.	(b) ITEM NO.	SMR CODE	FEDERAL STOCK NUMBER	PART NUMBER	FSCM	DESCRIPTION USABLE ON CODE	U/M	QTY INC IN UNIT
						GROUP 0610 SENDING UNITS AND WARNING SWITC HES		
48	1	PAOZZ	6685-00-314-5271	7389566	19207	TRANSMITTER TEMPERATURE-ELECTRICAL RESISTANCE.....	EA	1
48	2	PAOZZ	6620-00-814-4770	8376490	19207	TRANSMITTER PRESSURE-OIL.....	EA	1
48	3	PAOZZ	4730-00-529-1487	441MAM1	05415	REDUCER PIPE OIL PRESSURE SAFETY SWITCH TO OIL FILTER ADAPTER.....178,243,910,911	EA	1
48	4	PAOZZ	5930-00-771-8119	10874979	19207	SWITCH OIL PRESSURE SAFETY.....178,243,910,911	EA	1



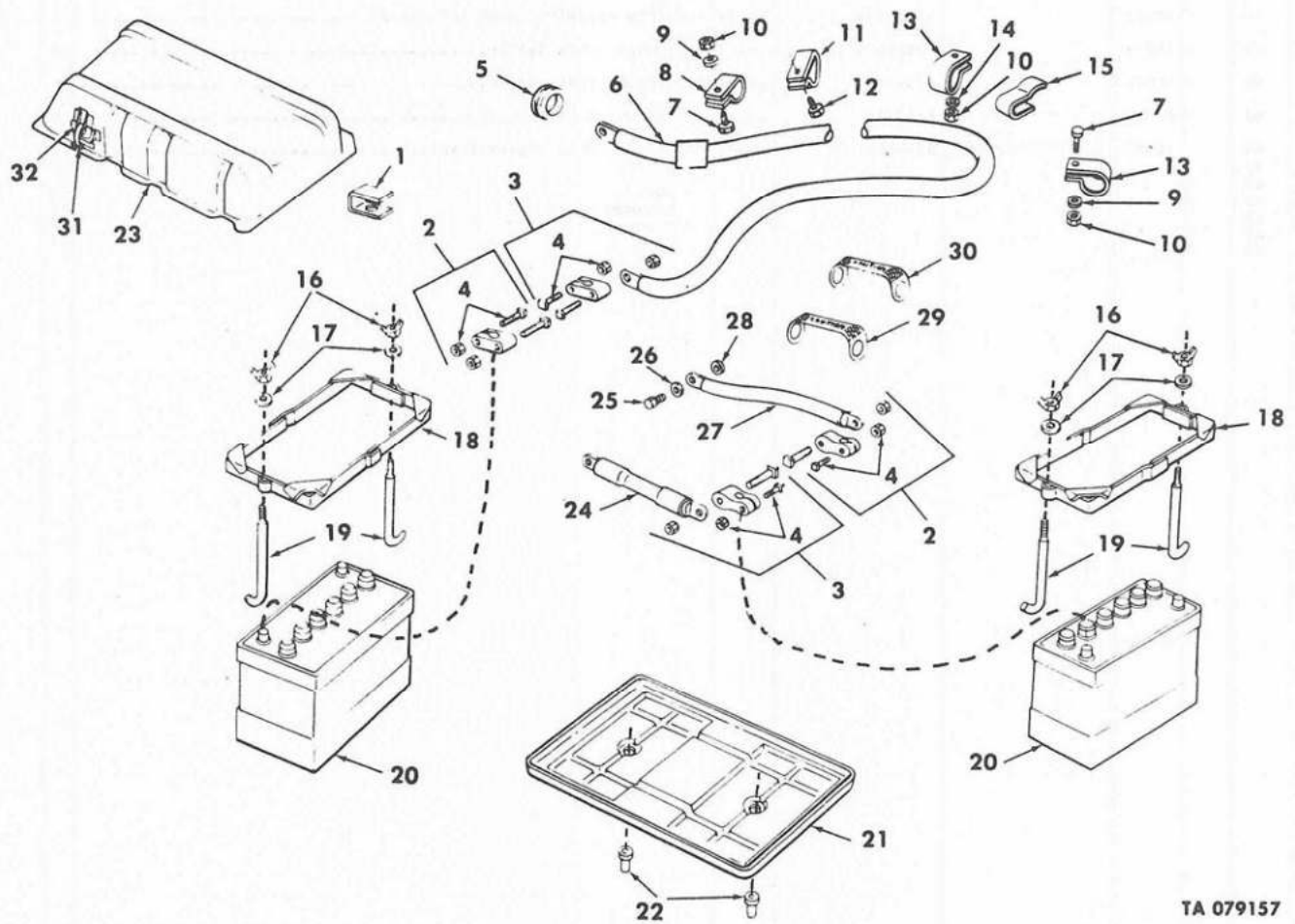
TA 079156

Figure 49. Horn, Switch and Related Parts.

SECTION II

TM9-2320-218-20P

(1) ILLUSTRATION		(2) SMR CODE	(3) FEDERAL STOCK NUMBER	(4) PART NUMBER	(5) FSCM	(6) DESCRIPTION USABLE ON CODE	(7) U/M	(8) QTY INC IN UNIT
						GROUP 0611 HORN		
49	1	PAOZZ	2590-00-678-6140	MS51074-1	96906	HORN ASSEMBLY ELECTRICAL.....	EA	1
49	2	PAOZZ	5305-00-068-0506	MS90726-6	96906	SCREW,CAP HEXAGON HEAD 1/4-28UNF-2A X 3/4 IN LG HORN MOUNTING	EA	1
49	3	PAOZZ	5310-00-550-1130	MS35333-40	96906	.WASHER LOCK-FOR 1-4 SCREW SIZE-HORN MOUNTING.....	EA	2
49	4	PAOZZ	5310-00-595-7044	8338573	19207	.WASHER HORN SWITCH.....	EA	1
49	5	PAOZZ	5935-00-695-9077	8338572	19207	.SHELL HORN SWITCH.....	EA	1
49	6	KFOZZ		10921898	19207	.SWITCH ASSEMBLY HORN ELECTRICAL.....	EA	1
49	7	KFOZZ		10885154	19207	.GROMMET HORN SWITCH.....	EA	1
49	8	KFOZZ		8754125	19207	.BUSHING HORN SWITCH.....	EA	1
49	9	KFOZZ		8754124	19207	.RING HORN SWITCH.....	EA	1
49	4	PAOZZ	2590-00-062-9840	5703314	19207	PARTS KIT HORN ELECTRICAL.....	EA	1
49	5					WASHER	EA	1
49	6					SHELL	EA	1
49	7					SWITCH	EA	1
49	8					GROMMET	EA	1
49	9					BUSHING	EA	1
49						RING	EA	1



TA 079157

Figure 50. Batteries, Cables and Related Parts.

SECTION II						TMS-2320-218-209		
(1)		(2)	(3)	(4)	(5)	(6)	(7)	(8)
ILLUSTRATION		SMR CODE	FEDERAL STOCK NUMBER	PART NUMBER	FSCM	DESCRIPTION	U/M	QTY INC IN UNIT
(a) FIG NO.	(b) ITEM NO.							
USABLE ON CODE								
GROUP 0612 BATTERIES								
50	1	PAOZZ	2920-00-738-6272	10942521	19207	COVER BATTERY TERMINAL.....	EA	4
50	2	PAOZZ	5940-00-549-6583	7320533	19207	TERMINAL LUG-CLAMP TYPE-NEG-WITH BOLT AND NUT-FOR LUG TYPE CABLE TERMINAL.....	EA	2
50	3	PAOZZ	5940-00-549-6581	MS75004-1	96906	TERMINAL LUG-CLAMP TYPE-PJS-WITH BOLT AND NUT-FOR LUG TYPE CABLE TERMINAL.....	EA	2
50	4	PAOZZ	5306-00-058-3708	583708	21450	BOLT MACHINE WITH NUT BATTERY TERMINAL LUG.....	EA	4
50	5	PAOZZ	5325-00-276-6091	MS35489-19	96906	GROMMET BATTERY TO STARTER SWITCH CABLE.....	EA	1
50	6	MFOZZ		11644871-4	19207	CABLE ASSEMBLY BAT. TO STARTER SWITCH, FAB. FROM (3) BANDS 9905008414445, (2) SLEEVE (119) IN. LG 5970008996664, (2) LUGS 5940005202447, (119) IN. CABLE 6145005388219.....	EA	1
50	7	PAOZZ	5305-00-988-1723	MS35206-279	96906	SCREW MACHINE 1-4 20UNC2AX1-2IN-BATTERY TO STARTER SWITCH CABLE CLAMP ATTACHING.....	EA	2
50	8	PAOZZ	5340-00-880-7497	7721422	19207	CLAMP DOUBLE CABLE BATTERY TO STARTER SWITCH TO STARTER CABLES.....	EA	1
50	9	PAOZZ	5310-00-550-1130	MS35333-40	96906	WASHER LOCK-FOR 1-4 SCREW SIZE-BATTERY TO STARTER SWITCH CABLE CLAMP ATTACHING.....	EA	2
50	10	PAOZZ	5310-00-761-6882	MS51967-2	96906	NUT PLAIN HEXAGON 1-4 20UNC2B-BATTERY TO STARTER SWITCH CABLE CLAMP ATTACHING.....	EA	3
50	11	PAOZZ	5340-00-926-5449	MS21334-28	96906	CLAMP LOOP-DOUBLE CABLE-BATTERY TO STARTER SWITCH CABLE.....	EA	2
50	12	PAOZZ	5305-00-042-3545	423545	24617	SCREW AND WASHER BATTERY TO STARTER SWITCH CABLE CLAMP ATTACHING.....	EA	2
50	13	PAOZZ	5340-00-984-8540	MS21333-102	96906	CLAMP LOOP-BATTERY TO STARTER SWITCH CABLE.....	EA	2
50	14	PAOZZ	5310-00-582-5965	MS35338-44	96906	WASHER LOCK-FOR 1-4 SCREW SIZE-BATTERY TO STARTER SWITCH CABLE CLAMP ATTACHING.....178, 243, 910, 830, 831, 832	EA	1
50	15	PAOZZ	5340-00-168-7178	7331197	19207	CLIP BATTERY TO STARTER SWITCH CABLE.....	EA	2
50	16	PAOZZ	5310-00-842-1218	MS35692-1	96906	NUT PLAIN HEXAGON BATTERY HOLDDOWN FRAME.....	EA	4
50	17	PAOZZ	5310-00-809-4058	MS27183-10	96906	WASHER FLAT-FOR 1-4 SCREW SIZE-BATTERY HOLDDOWN FRAME.....	EA	4
50	18	PAOZZ	2590-00-104-4573	8754765	19207	FRAME BATTERY HOLDDOWN.....	EA	2
50	19	PAOZZ	5306-00-678-1408	8754863	19207	BOLT BATTERY HOLDDOWN.....	EA	4
50	20	PAOFA	6140-00-057-2553	7719775	19207	BATTERY STORAGE-LEAD ACID-CHARGED-DRY-2HN-AUTOMATIC SERVICE-12 VOLT-6 CELL-45 AMP HR RATING-10 3-16X5 1-4X8 15-16.....	EA	2
50	21	PAOZZ	6140-00-150-7507	8754760	19207	TRAY BATTERY BOX.....	EA	1
50	22	PAOZZ	2540-00-832-5654	8754761	19207	TUBING RUBBER BATTERY TRAY DRAIN.....	EA	2
50	23	XBOZZ		8754753	19207	COVER ASSEMBLY BATTERY BOX.....	EA	REF
50	24	MFOZZ		11644871-1	19207	CABLE ASSEMBLY BATTERY TO BATTERY MFD, (3) MARKERS 9905008414445, 6 IN SLEEVE 5970008996664, (2) LUGS 5940005202447, 6 IN. CABLE 6145005388219.....	EA	1
50	25	PAOZZ	5306-00-225-9084	MS90726-29	96906	BOLT MACHINE 5-16 24UNF2AX1-2IN-TO ATTACH BATTERY TO GROUND CABLE.....	EA	1
50	26	PAOZZ	5310-00-514-6674	MS35335-34	96906	WASHER LOCK-FOR 5-16 SCREW SIZE-TO ATTACH BATTERY TO GROUND CABLE.....	EA	1
50	27	MFOZZ		11644871-2	19207	CABLE ASSEMBLY BATTERY TO GROUND MFD, (3) MARKERS 9905008414445, (2) SLEEVES 17 INCHS LG 5970008996664, (2) LUG 5940005202447, 17 IN. CABLE 6145005388219.....	EA	1
50	28	PAOZZ	5310-00-889-2527	MS45904-72	96906	WASHER LOCK-FOR 5-16 SCREW SIZE-TO ATTACH BATTERY TO GROUND CABLE.....	EA	1
50	29	PAOZZ	9905-00-477-3715	11630582-2	19207	PLATE INSTRUCTION BATTERY CABLE LEAD NEGATIVE.....	EA	1
50	30	PAOZZ	9905-00-477-3714	11630582-1	19207	LABEL BATTERY CABLE LEAD POSITIVE.....	EA	1
105								

SECTION II

TM9-2320-218-20P

(1) ILLUSTRATION		(2)	(3)	(4)	(5)	(6)	(7)	(8)
(a) FIG NO.	(b) ITEM NO.	SMR CODE	FEDERAL STOCK NUMBER	PART NUMBER	FSCM	DESCRIPTION	U/M	QTY INC IN UNIT
						USABLE ON CODE		
50	31	KFOZZ		8754758	19207	SPRING,LATCH COMPONENT OF BATTERY BOX COVER CLAMP REPAIR KIT P/N 5704174 PART OF KIT P/N 5704174.....	EA	1
50	32	KFOZZ		10950833-2	19207	RIVET,TUBULAR OVAL PART OF KIT 5704174.....	EA	1
50	31	PAOZZ	2590-01-064-2788	5704174	19207	REPAIR PARTS KIT BATTERY BOX COVER CLAMP.....	EA	1
50	32					SPRING	EA	1
50						RIVET	EA	1

THIS PAGE INTENTIONALLY LEFT BLANK

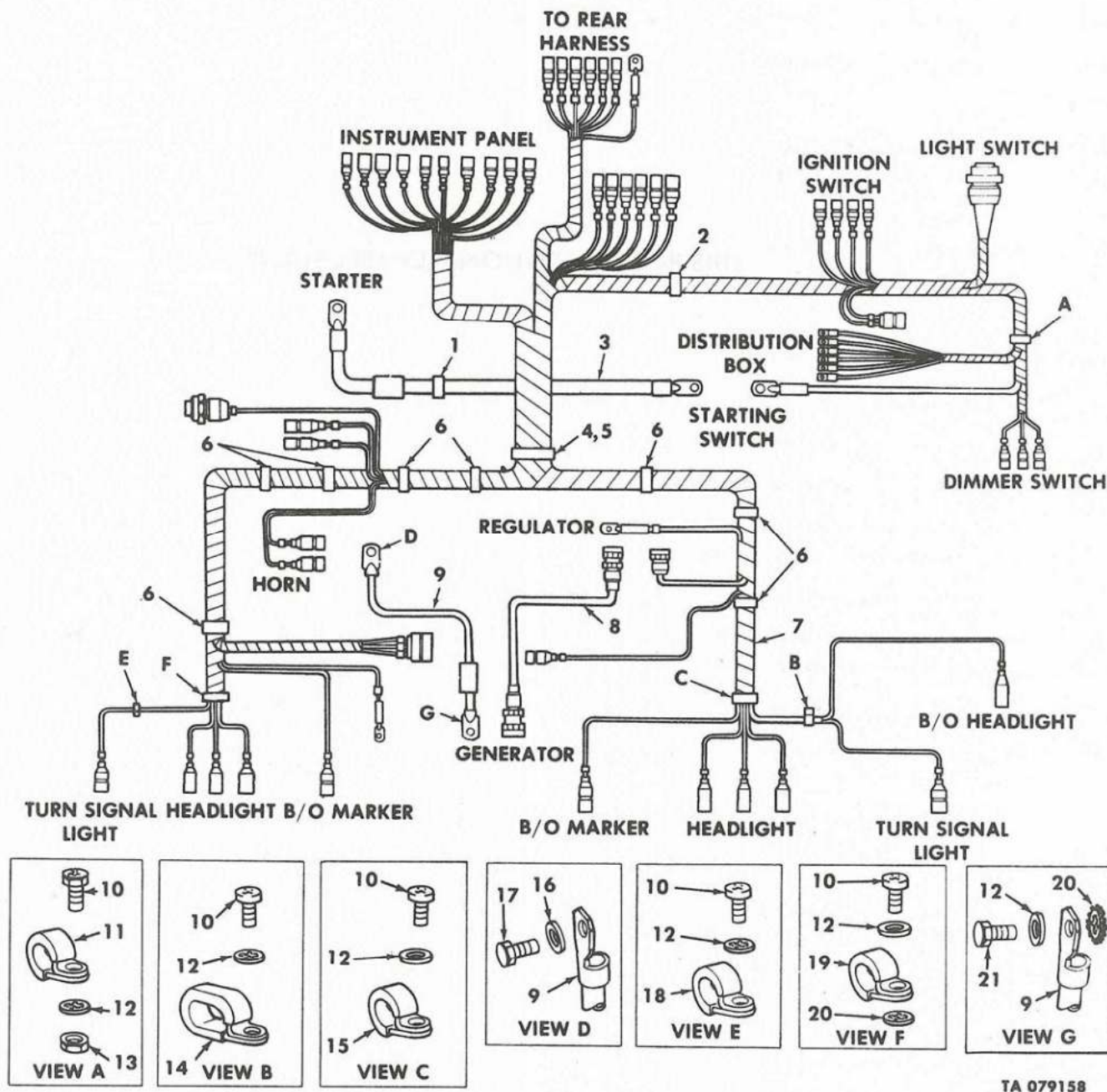


Figure 51. Front Vehicle Wiring — 25 Amp System (M151, M151A1, M151A1C, and M718).

SECTION II

TM9-2320-218-20P

(1) ILLUSTRATION		(2)	(3)	(4)	(5)	(6) DESCRIPTION	(7)	(8)
(a) FIG NO.	(b) ITEM NO.	SMR CODE	FEDERAL STOCK NUMBER	PART NUMBER	FSCM	USABLE ON CODE	U/M	QTY INC IN UNIT
GROUP 0613 CHASSIS WIRING								
51	1	PAOZZ	5325-00-276-6089	MS35489-16	96906	GROMMET RUBBER-SPLIT-GENERAL PURPOSE-STARTER SWITCH TO STARTER CABLE-25 AMP SYSTEM.....178,243,910,911	EA	1
51	2	PAOZZ	5340-00-168-7178	7331197	19207	CLIP CABLE FRONT LIGHTING.....178,243,910,911	EA	1
51	3	MFOZZ		11644871-3	19207	CABLE ASSEMBLY SWITCH TO STARTER, 25 OR 60 AMP, MFD (13) MARKERS 99058414445 (2) SLEEVES 59708996664 (1) LUG 59405202447, (1) LUG 59405036184, (38.5 IN) CABLE 61455388219.....178,243,910,911	EA	1
51	4	PAOZZ	5365-00-168-7176	7331198	19207	BUSHING RUBBER FRONT LIGHTING CABLE.....178,243,910,911	EA	1
51	5	PAOZZ	2590-00-150-7664	7703467	19207	RETAINER ASSEMBLY FRONT LIGHTING 25 OR 60 AMP....178,243,910,911	EA	1
51	6	PAOZZ	5340-00-682-1518	432655	21450	CLIP SPRING TENSION ELECTRICAL CABLE.....178,243,910,911	EA	8
51	7	PAOZZ	2590-00-150-7621	10950980	19207	CABLE ASSEMBLY MAIN LIGHTING FRONT 25 AMP....178,243,910,911	EA	1
51	8	PAOZZ	2920-00-809-9114	7536151	19207	CABLE ASSEMBLY GENERATOR TO REGULATOR.....178,243,910,911	EA	1
51	9	MFOZZ		10950992	19207	CABLE ASSEMBLY POWER PLANT GROUND, FABRICATE FROM 2 BANDS 99058414445 2 SLEEVES 59707056635 1 LUG 59407056713, 1 LUG 59407056714 AND 11 IN CABLE 61457056683.....178,243,910,911	EA	1
51	10	PAOZZ	5305-00-988-1723	MS35206-279	96906	SCREW MACHINE 1-4 20UNC2X1-2IN-FRONT LIGHTING CABLE CLAMP ATTACHING-25 AMP AND 60 AMP SYSTEMS.....178,243,910,911	EA	5
51	11	PAOZZ	5340-00-088-1254	MS21333-104	96906	CLAMP LOOP-FRONT LIGHTING CABLE-25 AMP AND 60 AMP SYSTEMS...178,243,910,911	EA	1
51	12	PAOZZ	5310-00-550-1130	MS35333-40	96906	WASHER LOCK-FOR 1-4 SCREW SIZE-FRONT LIGHTING CABLE CLAMP ATTACHING-25 AMP AND 60 AMP SYSTEMS.....178,243,910,911	EA	6
51	13	PAOZZ	5310-00-761-6882	MS51967-2	96906	NUT PLAIN HEXAGON 1-4 20UNC28-FRONT LIGHTING CABLE CLAMP ATTACHING-25 AMP AND 60 AMP SYSTEMS.....178,243,910,911	EA	1
51	14	PAOZZ	5340-00-777-0037	7770037	19207	CLAMP LOOP FRONT LIGHTING CABLE.....178,243,910,911	EA	1
51	15	PAOZZ	5340-00-809-1492	CMOX2-3PT573036	81348	CLAMP LOOP-FRONT LIGHTING CABLE-25 AMP AND 60 AMP SYSTEMS...178,243,910,911	EA	1
51	16	PAOZZ	5310-00-889-2527	MS45904-72	96906	WASHER LOCK-FOR 5-16 SCREW SIZE-POWER PLANT GROUND-25 AMP AND 60 AMP SYSTEMS.....178,243,910,911	EA	1
51	17	PAOZZ	5306-00-042-4208	424208	21450	SCREW AND WASHER POWER PLANT GROUND CABLE....178,243,910,911	EA	1
51	18	PAOZZ	5340-00-088-1255	MS21333-96	96906	CLAMP LOOP-FRONT LIGHTING CABLE-25 AMP AND 60 AMP SYSTEMS...178,243,910,911	EA	1
51	19	PAOZZ	5340-00-993-6207	MS21333-99	96906	CLAMP LOOP-REAR CABLE ASSEMBLY-25 AMP AND 60 AMP SYSTEMS....178,243,910,911	EA	1
51	20	PAOZZ	5310-00-889-2528	MS45904-68	96906	WASHER LOCK-FOR 1-4 SCREW SIZE-GROUND CABLES-25 AMP AND 60 AMP SYSTEMS.....178,243,910,911	EA	2
51	21	PAOZZ	5305-00-068-052	MS90725-6	96906	SCREW, CAP HEXAGON HEAD 1/4-20UNC-2A X 3/4 IN LG POWER PLANT GROUND CABLE ATTACHING.....	EA	1

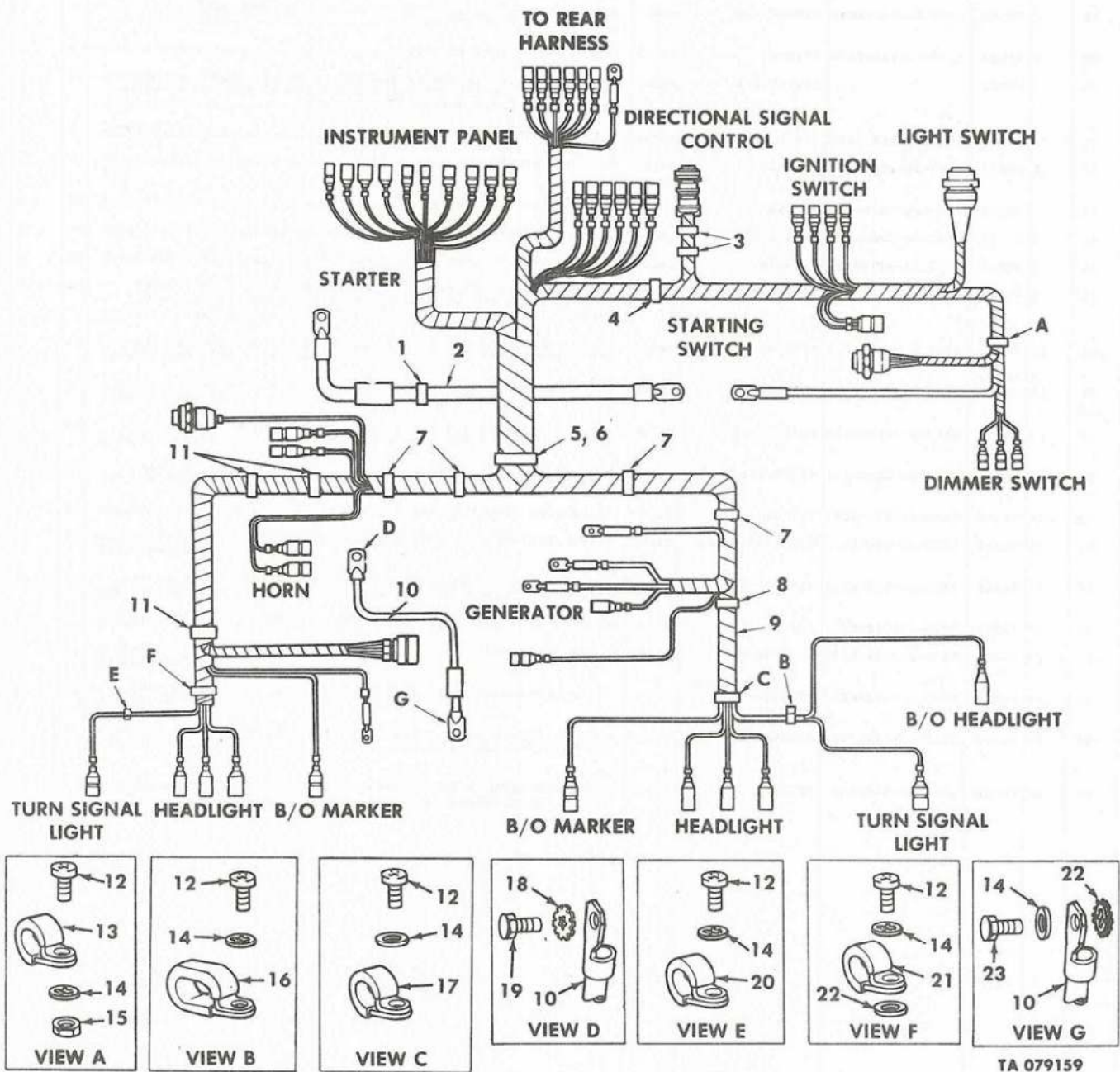


Figure 52. Front Vehicle Wiring — 60 Amp System (M151, M151A1, M151A1C, and M718).

SECTION 11

TH9-2320-218-20P

(1) ILLUSTRATION		(2)	(3)	(4)	(5)	(6) DESCRIPTION	(7)	(8)
(a) FIG NO.	(b) ITEM NO.	SMR CODE	FEDERAL STOCK NUMBER	PART NUMBER	FSCM	USABLE ON CODE	U/M	QTY INC IN UNIT
GROUP 0613 CONTINUED								
52	1	PAOZZ	5325-00-174-9038	MS35489-20	96906	GROMMET, RUBBER STARTER SWITCH TO STARTER CABLE.....178,243,910,911	EA	1
52	2	MFOZZ		11644871-3	19207	CABLE ASSEMBLY STARTER SWITCH TO STARTER 60 AMP, MFD, (3) MARKERS 99058414445, (2) SLEEVES 59708996664 (1) LUG 59405202447, (1) LUG 59405036184 (38.5 IN) CABLE 61455388219....	EA	1
52	3	PAOZZ	5340-00-158-7179	10882088	19207	CLIP SPRING TENSION FRONT LIGHTING CABLE.....178,243,910,911	EA	2
52	4	PAOZZ	5340-00-168-7178	7331197	19207	CLIP, FRONT LIGHTING CABLE.....178,243,910,911	EA	1
52	5	PAOZZ	5365-00-168-7176	7331198	19207	BUSHING RUBBER FRONT LIGHTING CABLE.....	EA	1
52	6	PAOZZ	2590-00-150-7684	7703467	19207	RETAINER ASSEMBLY FRONT LIGHTING.....	EA	1
52	7	PAOZZ	5340-00-250-3400	MS51928-8	96906	CLIP CABLE ASSEMBLY, 60 AMP.....178,243,910,911	EA	4
52	8	PAOZZ	5340-00-434-8898	MS51928-10	96906	CLIP SPRING TENSION FRONT LIGHTING CABLE.....	EA	1
52	9	PAOZZ	2590-00-150-7506	11630520	19207	CABLE ASSEMBLY MAIN LIGHTING FRONT 60 AMP....178,243,910,911	EA	1
52	10	MFOZZ		10950992	19207	CABLE ASSEMBLY POWER PLANT TO GROUND, FABRICATE FROM 2 BANDS 99058414445, 2 SLEEVES 59707056635, 1 TERMINAL 59407056713, 1 TERMINAL 59407056714, 1 IN CABLE 61457056683.....	EA	1
52	11	PAOZZ	5340-00-434-8898	MS51928-10	96906	CLIP SPRING TENSION FRONT LIGHTING CABLE.....178,243,910,911	EA	3
52	12	PAOZZ	5305-00-988-1723	MS35206-279	96906	SCREW MACHINE 1-4 20UNC2AX1-2IN-FRONT LIGHTING CABLE CLAMP ATTACHING.....	EA	2
52	13	PAOZZ	5340-00-088-1254	MS21333-104	96906	CLAMP, LOOP FRONT LIGHTING CABLE.....178,243,910,911	EA	1
52	14	PAOZZ	5310-00-550-1130	MS35333-40	96906	WASHER LOCK-FOR 1-4 SCREW SIZE-REAR CABLE CLAMP ATTACHING-25 AMP AND 60 AMP SYSTEMS.....178,243,910,911	EA	3
52	15	PAOZZ	5310-00-761-6882	MS51967-2	96906	NUT PLAIN HEXAGON 1-4 20UNC2B-REAR CABLE CLAMP ATTACHING-25 AMP AND 60 AMP SYSTEMS.....178,243,910,911	EA	3
52	16	PAOZZ	5340-00-777-0037	7770037	19207	CLAMP, LOOP FRONT LIGHTING CABLE.....178,243,910,911	EA	1
52	17	PAOZZ	5340-00-309-1492	MS21333-100	96906	CLAMP, LOOP FRONT LIGHTING CABLE.....178,243,910,911	EA	1
52	18	PAOZZ	5310-00-889-2527	MS45904-72	96906	WASHER LOCK-FOR 5-16 SCREW SIZE-POWER PLANT GROUND.....	EA	1
52	19	PAOZZ	5306-00-042-4208	424208	21450	SCREW AND WASHER POWER PLANT GROUND.....	EA	1
52	20	PAOZZ	5340-00-088-1255	MS21333-96	96906	CLAMP LOOP-FRONT LIGHTING CABLE.....178,243,910,911	EA	1
52	21	PAOZZ	5340-00-993-6207	MS21333-99	96906	CLAMP LOOP-FRONT LIGHTING CABLE-25 AMP AND 60 AMP SYSTEMS... 178,243,910,911	EA	1
52	22	PAOZZ	5310-00-889-2528	MS45904-68	96906	WASHER LOCK-FOR 1-4 SCREW SIZE-GROUND CABLES. 178,243,910,911	EA	2
52	23	PAOZZ	5305-00-068-0502	MS90725-6	96906	SCREW CAP HEXAGON HEAD 1/4-20UNC2A X 3/4 IN LONG POWER PLANT TO GROUND CABLE ATTACHING.....	EA	2

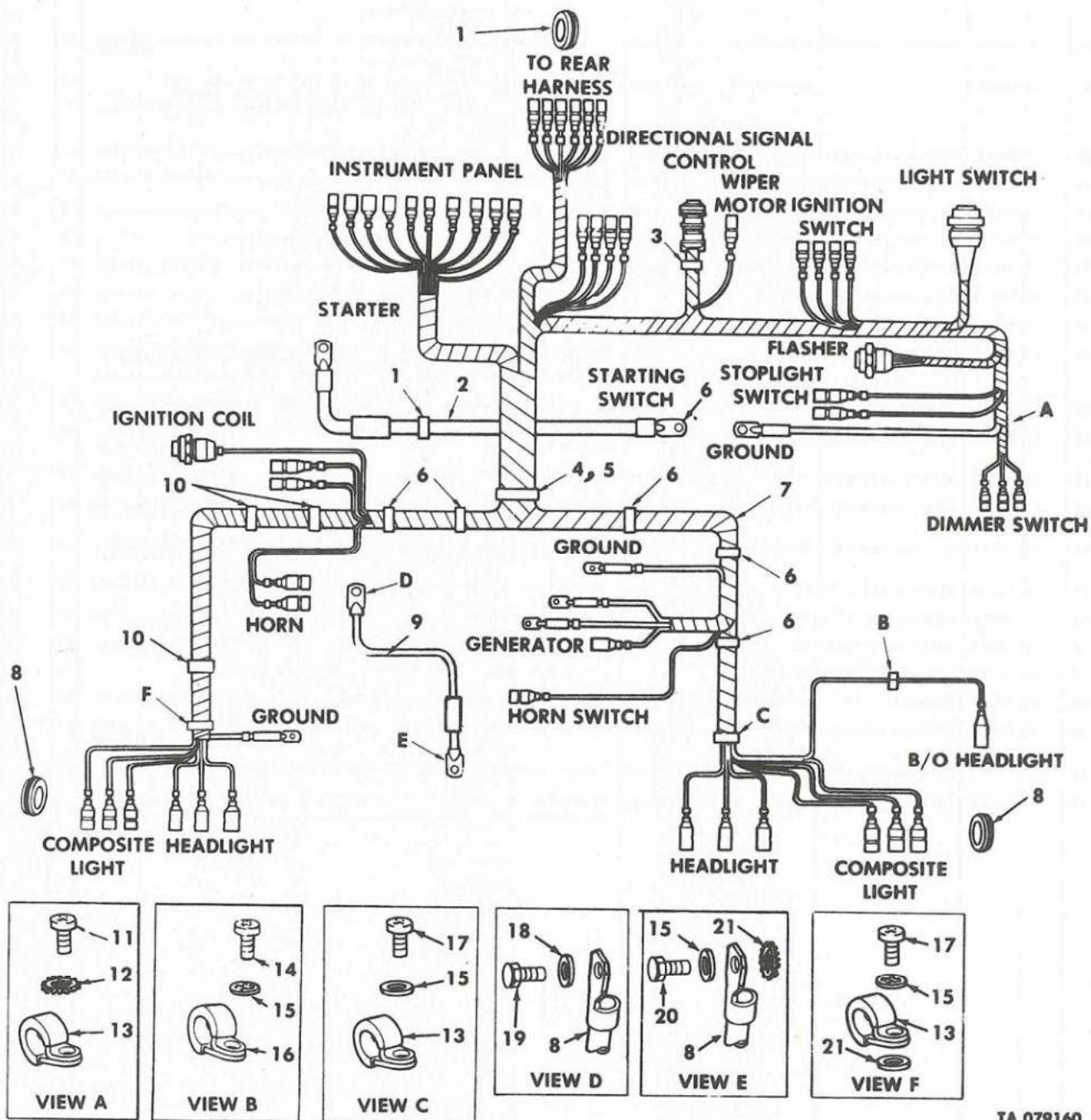
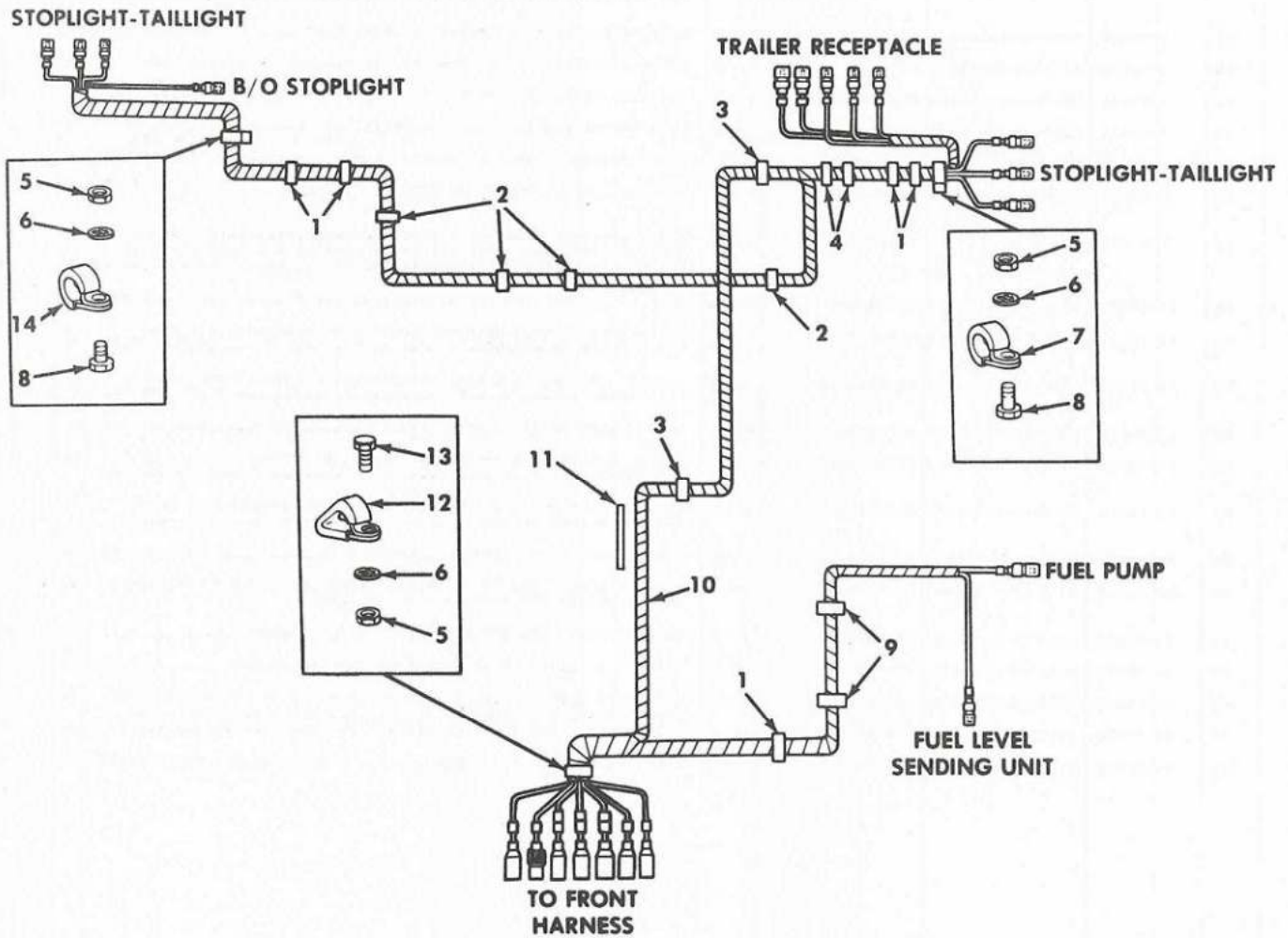


Figure 53. Front Vehicle Wiring — 60 Amp System (M151A2, M718A1, and M825).

SECTION II						TM9-2320-218-20P		
(1) ILLUSTRATION		(2) SMR CODE	(3) FEDERAL STOCK NUMBER	(4) PART NUMBER	(5) FSCM	(6) DESCRIPTION USABLE ON CODE	(7) U/M	(8) QTY INC IN UNIT
(a) FIG NO.	(b) ITEM NO.							
GROUP 0613 CONTINUED								
53	1	PAUZZ	5325-00-174-9036	MS35489-20	96906	GROMMET, RUBBER STARTER SWITCH TO STARTER CABLE 1, FRONT LIGHTING CABLE TO REAR LIGHTING CABLE 1.....B30, B31, B32	EA	2
53	2	MFOZZ		11644871-3	19207	CABLE ASSEMBLY STATER SWITCH TO STATER, FABRICATE FROM 3 BANDS 99058414445 2SLEEVES 59708996664 1 LUG 59405202447 1 LUG 59405036184 38.50 IN CABLE 61455388219.....	EA	1
53	3	PAOZZ	5340-00-168-7179	10882088	19207	CLIP, SPRING TENSION FRONT LIGHTING CABLE.....B30, B31, B32	EA	1
53	4	PAOZZ	5365-00-168-7176	7331196	19207	BUSHING, RUBBER FRONT LIGHTING CABLE.....	EA	1
53	5	PAOZZ	2590-00-150-7684	7703467	19207	RETAINER, VEHICULAR FRONT LIGHTING CABLE.....	EA	1
53	6	PAOZZ	5340-00-434-8898	MS51928-10	96906	CLIP SPRING TENSION FRONT LIGHTING CABLE.....B30, B31, B32	EA	5
53	7	PAUZZ	2590-00-169-2890	11660451	19207	CABLE ASSEMBLY MAIN LIGHTING, FRONT.....B30, B31, B32	EA	1
53	8	PAOZZ	5325-00-098-3377	MS35490-19	96906	GROMMET RUBBER FRONT COMPOSITE LIGHT LEAD.....B31, B30, B32	EA	2
53	9	MFOZZ		10950992	19207	CABLE ASSEMBLY POWER PLANT GROUND CABLE, FABRICATED FROM 2 BANDS 99058414445, 2 SLEEVES 59707056635, 1 LUG 59407056713, 1 LUG 59407056714, 11 IN CABLE 61457056683.....	EA	1
53	10	PAOZZ	5340-00-331-4771	MS51928-5	96906	CLIP SPRING TENSION FRONT LIGHTING CABLE.....B30, B31, B32	EA	3
53	11	PAOZZ	5305-00-225-3838	MS90725-4	96906	SCREW CAP HEXAGON HEAD 1-4 20UNC2AX9-16IN-FRONT LIGHTING CABLE CLAMP ATTACHING.....B30, B31, B32	EA	1
53	12	PAOZZ	5310-00-209-0786	MS35335-33	96906	WASHER LOCK-FOR 1-4 SCREW SIZE-FRONT LIGHTING CABLE CLAMP ATTACHING.....B30, B31, B32	EA	1
53	13	PAOZZ	5340-00-984-8540	MS21333-102	96906	CLAMP LOOP-FRONT LIGHTING CABLE.....B30, B31, B32	EA	3
53	14	PAOZZ	5305-00-988-1722	MS35206-278	96906	SCREW MACHINE 1-4 20UNC2AX7-16IN-FRONT LIGHTING CABLE CLAMP ATTACHING.....B30, B31, B32	EA	1
53	15	PAOZZ	5310-00-550-1130	MS35333-40	96906	WASHER LOCK-FOR 1-4 SCREW SIZE-FRONT LIGHTING CABLE CLAMP ATTACHING.....	EA	4
53	16	PAOZZ	5340-00-068-1255	MS21333-96	96906	CLAMP, LOOP FRONT LIGHTING CABLE.....B30, B31, B32	EA	2
53	17	PAOZZ	5305-00-988-1723	MS35206-279	96906	SCREW MACHINE 1-4 20UNC2AX1-21V-REAR CABLE CLAMP ATTACHING-25 AMP AND 60 AMP SYSTEMS.....	EA	1
53	18	PAOZZ	5310-00-889-2527	MS45904-72	96906	WASHER, LOCK 5-16 SCREW SIZE, POWER PLANT GROUND.....	EA	1
53	19	PAOZZ	5306-00-042-4208	424208	21450	SCREW AND WASHER POWER PLANT GROUND CABLE.....	EA	1
53	20	PAOZZ	5305-00-068-0502	MS90725-6	96906	SCREW, CAP HEXAGON HEAD 1/4-20UNC-2A X 3/4 IN LG POWER PLANT GROUND CABLE ATTACHING.....	EA	1
53	21	PAOZZ	5310-00-889-2528	MS45904-68	96906	WASHER, LOCK 1-4 IN SCREW SIZE, GROUND CABLES.....	EA	2
53	22	PAOZZ	5340-00-168-7179	10882088	19207	CLIP FRONT LIGHTING CABLE.....B30, B31, B32	EA	1

113



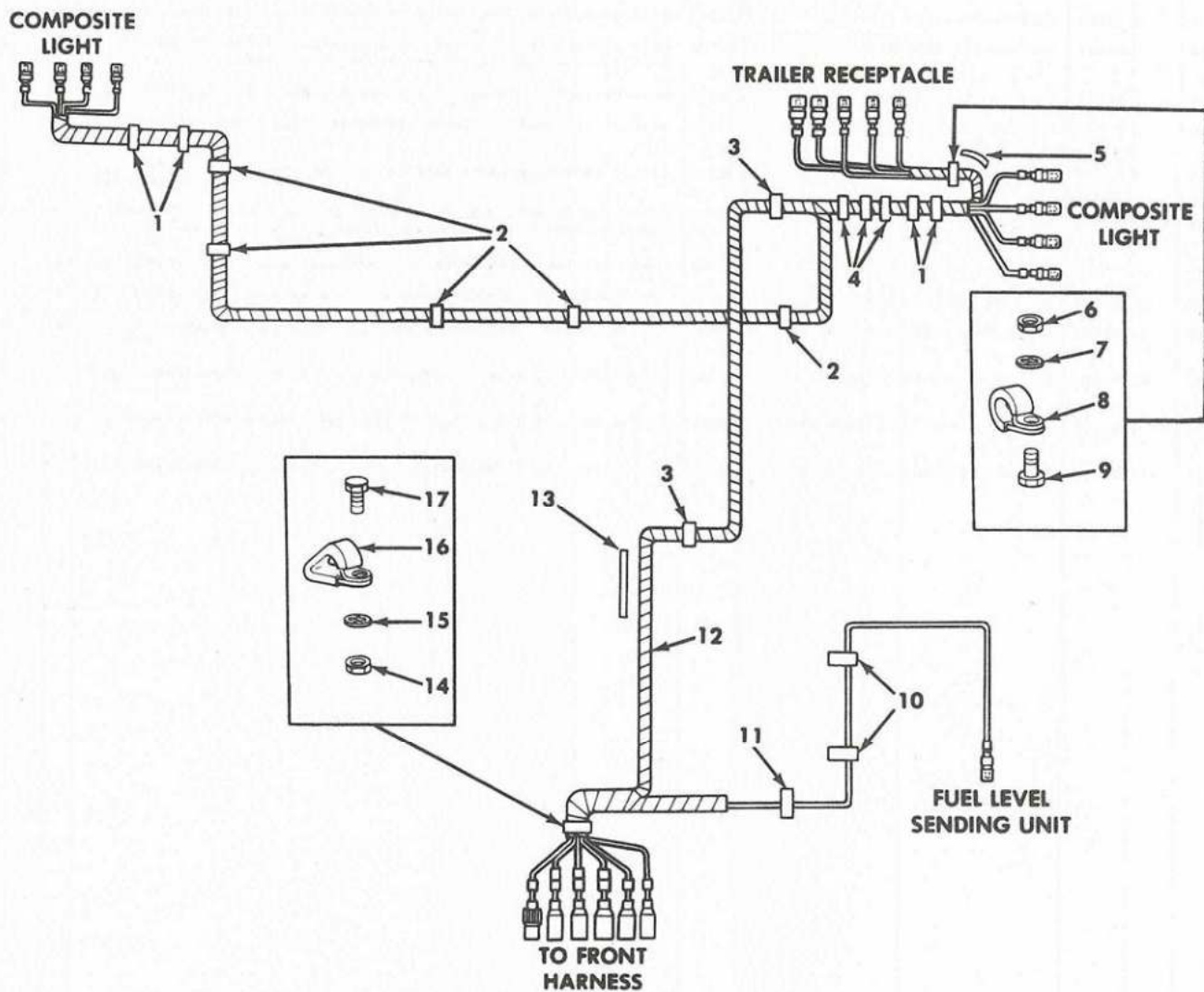
TA 078940

Figure 54. Rear Vehicle Wiring — 25 or 60 Amp System (M151, M151A1, M151A1C, and M718).

SECTION II

TM9-2320-218-20P

(1) ILLUSTRATION		(2)	(3)	(4)	(5)	(6)	(7)	(8)
(a) FIG NO.	(b) ITEM NO.	SMR CODE	FEDERAL STOCK NUMBER	PART NUMBER	FSCM	DESCRIPTION USABLE ON CODE	U/M	QTY INC IN UNIT
GROUP 0613 CONTINUED								
54	1	PAOZZ	5325-00-276-6091	MS35489-19	96906	GROMMET RUBBER-SPLIT-GENERAL PURPOSE-REAR CABLE ASSEMBLY-25 AMP AND 60 AMP SYSTEMS.....178,243,910,911	EA	5
54	2	PAOZZ	5340-00-182-9615	MS51928-3	96906	CLIP SPPING TENSION-REAR CABLE ASSEMBLY-25 AMP AND 60 AMP SYSTEMS.....	EA	4
54	3	PAOZZ	5325-00-168-7173	11599002	19207	GROMMET PLASTIC REAR CABLE ASSEMBLY.....178,243,910,911	EA	2
54	4	PAOZZ	5340-00-256-3460	MS51928-8	96906	CLIP SPPING TENSION-REAR CABLE ASSEMBLY-25 AMP AND 60 AMP SYSTEMS.....	EA	2
54	5	PAGZZ	5310-00-761-6882	MS51967-2	96906	NUT PLAIN HEXAGON 1-4 20UNC2B-REAR CABLE CLAMP ATTACHING....	EA	1
54	6	PAOZZ	5310-00-550-1130	MS35333-40	96906	WASHER LOCK-FUR 1-4 SCREW SIZE-REAR CABLE CLAMP ATTACHING...	EA	1
54	7	PAOZZ	5340-00-654-6729	MS21333-103	96906	CLAMP LOOP-REAR CABLE ASSEMBLY-25 AMP AND 60 AMP SYSTEMS.... 178,243,910,911	EA	1
54	8	PAOZZ	5305-00-068-0500	MS90725-3	96906	SCREW CAP HEXAGON HEAD 1/4-20UNC-2A X 1/2 IN LG REAR CABLE CLAMP ATTACHING.....	EA	2
54	9	PAOZZ	5975-00-764-6582	MS3367-1-0	96906	STRAP TIEDOWN REAR CABLE RETAINING.....B30,B31,B32	EA	2
54	10	PAOZZ	2590-00-150-7504	10950981	19207	CABLE ASSEMBLY VEHICLE REAR.....178,243,910,911	EA	1
54	11	PAOZZ	9330-00-165-6006	11599001	19207	SLEEVE CHAFING REAR CABLE ASSEMBLY 25 OR 60 AMP.....178,243 910,911	EA	1
54	12	PAOZZ	5340-00-106-0617	7728831	19207	CLAMP LOOP REAR CABLE ASSEMBLY 25 OR 60 AMP.....178,243,910 911	EA	1
54	13	PAOZZ	5305-00-988-1723	MS35206-279	96906	SCREW MACHINE 1-4 20UNC2AX1-214-REAR CABLE CLAMP ATTACHING..	EA	1
54	14	PAOZZ	5340-00-993-6207	MS21333-99	96906	CLAMP, LOOP REAR CABLE ASSEMBLY.....178,243,910,911	EA	1



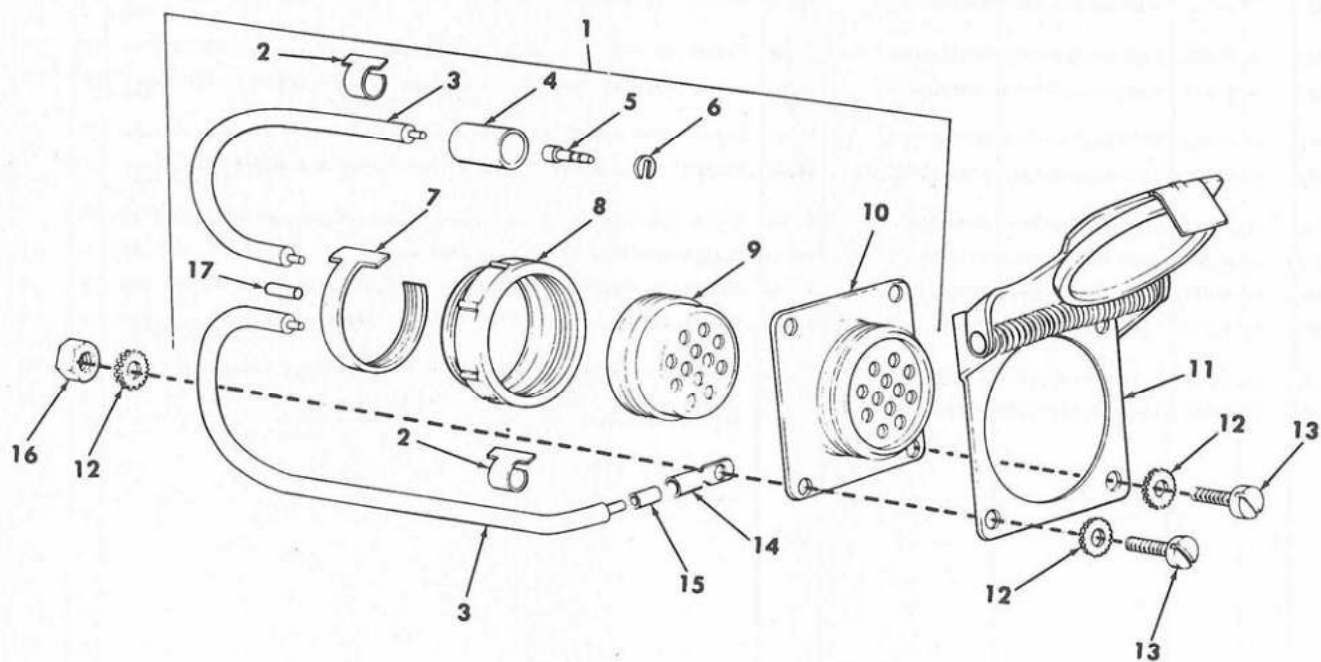
TA 078941

Figure 55. Rear Vehicle Wiring — 60 Amp System (M151A2, M718A1, and M825).

SECTION II

TH9-2320-218-20P

(1) ILLUSTRATION		(2)	(3)	(4)	(5)	(6)	(7)	(8)
(a) FIG NO.	(b) ITEM NO.	SMR CODE	FEDERAL STOCK NUMBER	PART NUMBER	FSCM	DESCRIPTION USABLE ON CODE	U/M	QTY INC IN UNIT
GROUP 0613 CONTINUED								
55	1	PAOZZ	5325-00-276-6091	MS35489-19	96906	GROMMET RUBBER-SPLIT-GENERAL PURPOSE-REAR CABLE ASSEMBLY.... B30,B31,B32	EA	4
55	2	PAOZZ	5340-00-182-9615	MS51928-3	96906	CLIP,SPRING TENSION REAR CABLE ASSEMBLY.....B30,B31,B32	EA	5
55	3	PAOZZ	5325-00-168-7173	11599002	19207	GROMMET PLASTIC REAR CABLE ASSEMBLY.....B30,B31,B32	EA	2
55	4	PAOZZ	5340-00-256-3460	MS51928-8	96906	CLIP SPRING TENSION-REAR CABLE ASSEMBLY.....B30,B31,B32	EA	3
55	5	PAOZZ	5330-00-165-6007	11599001-1	19207	SLEEVE, CHAFING REAR CABLE ASSEMBLY.....B30,B31,B32	EA	1
55	6	PAOZZ	5310-00-934-9751	MS35650-302	96906	NUT PLAIN HEXAGON 10-32UNF2B-REAR CABLE CLAMP ATTACHING.... B30	EA	1
55	7	PAOZZ	5310-00-576-5752	MS35333-39	96906	WASHER LOCK-FOR 10 SCREW SIZE-REAR CABLE CLAMP ATTACHING.... B30	EA	1
55	8	PAOZZ	5340-00-057-2904	MS21333-71	96906	CLAMP LOOP-REAR CABLE ASSEMBLY.....B30,B31,B32	EA	1
55	9	PAOZZ	5305-00-989-7434	MS35207-263	96906	SCREW MACHINE 10-32UNF2AX1-2IN-REAR CABLE CLAMP ATTACHING... B30	EA	1
55	10	PAOZZ	5975-00-984-6582	MS3367-1-01	96906	STRAP REAR CABLE RETAINING.....	EA	2
55	11	PAOZZ	5325-00-582-1614	MS35490-8	96906	GROMMET RUBBER-SPLIT-GENERAL PURPOSE-REAR CABLE ASSEMBLY.... B30,B31,B32	EA	1
55	12	PAOZZ	2590-00-169-2891	11644896	19207	CABLE ASSEMBLY REAR.....B30,B31,B32	EA	1
55	13	PAOZZ	9330-00-165-6006	11599001	19207	SLEEVE CHAFING REAR CABLE ASSEMBLY 60 AMP.....B30,B31,B32	EA	1
55	14	PAOZZ	5310-00-761-6882	MS51967-2	96906	NUT,PLAIN,HEXAGON REAR CABLE CLAMP ATTACHING....B30,B31,B32	EA	1
55	15	PAOZZ	5310-00-550-1130	MS35333-40	96906	WASHER,LOCK 1-4 IN SCREW SIZE,REAR CABLE ATTACHING.....B30 B31,B32	EA	1
55	16	PAOZZ	5340-00-106-0617	7728831	19207	CLAMP LOOP REAR CABLE ASSEMBLY 60 AMP ONLY.....B30,B31,B32	EA	1
55	17	PAOZZ	5305-00-988-1723	MS35206-279	96906	SCREW,MACHINE 1-4 X 20 X 1-2 IN LG,REAR CABLE CLAMP ATTACHING.....	EA	1



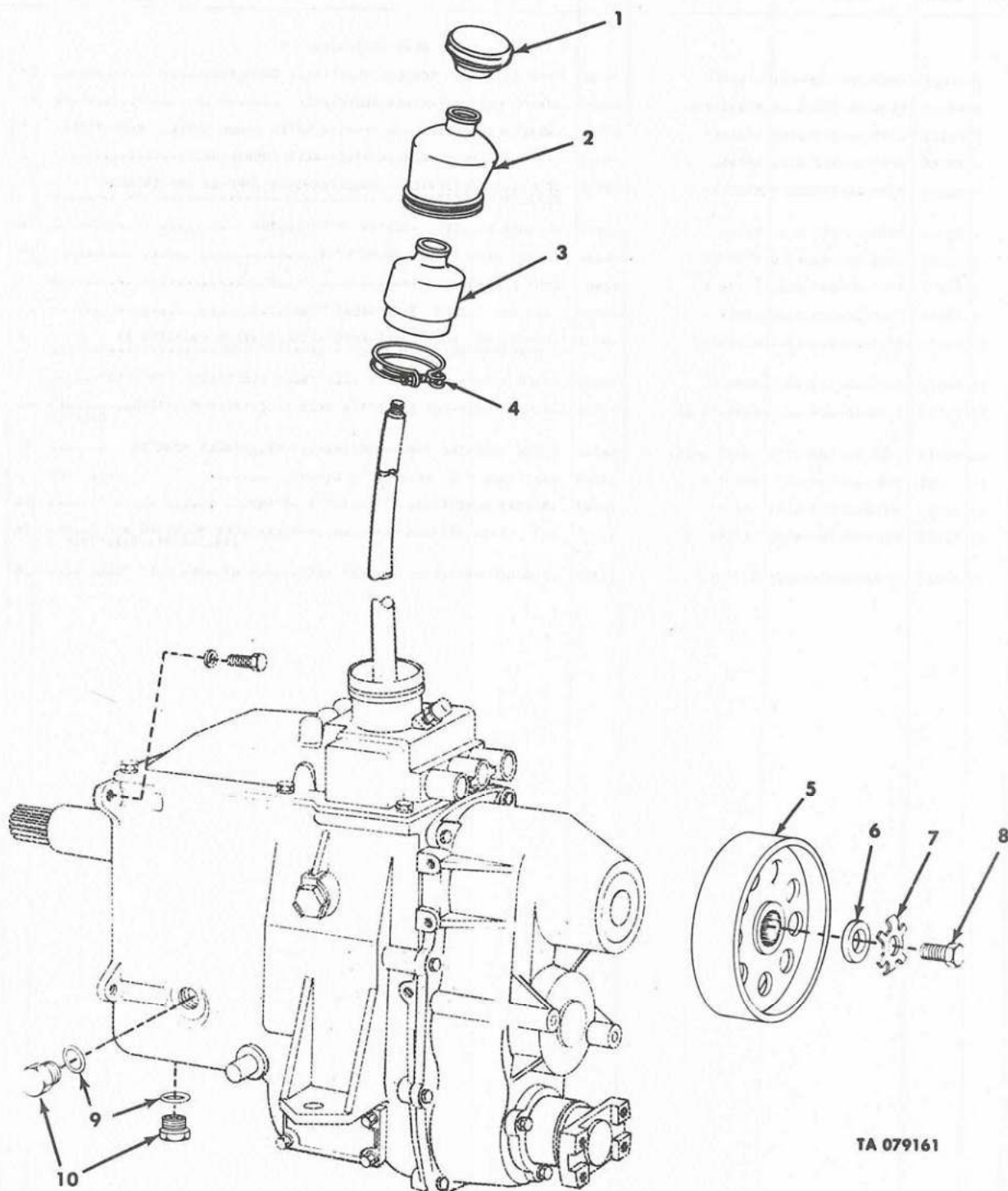
TA 078942

Figure 56. Trailer Receptacle and Related Parts.

SECTION 11

TH9-2320-218-20P

(1) ILLUSTRATION		(2)	(3)	(4)	(5)	(6)	(7)	(8)
(a) FIG NO.	(b) ITEM NO.	SMR CODE	FEDERAL STOCK NUMBER	PART NUMBER	FSCM	DESCRIPTION USABLE ON CODE	U/M	QTY INC IN UNIT
GROUP 0613 CONTINUED								
56	1	PAOZZ	2590-00-754-4114	8712356	19207	LEAD ASSEMBLY TRAILER RECEPTACLE COUPLING.....	EA	1
56	2	PAOZZ	9905-00-752-4649	MS39020-1	96906	.BAND MARKER-TRAILER RECEPTACLE.....	EA	8
56	3	PAOZZ	6145-00-772-0853	7720853	19207	.WIRE ELECTRICAL LOW TENSION WATER PROOF TRAILER RECEPTACLE.	FT	1
56	4	PAOZZ	5935-00-572-9180	8338566	19207	.SHELL SHIELD TRAILER RECEPTACLE CONNECTOR.....	EA	5
56	5	PAOZZ	5999-00-057-2929	MS27148-2	96906	.CONTACT ELECTRICAL CONDUCTOR-SNAP TYPE-15 AMP-14 AWG- TRAILER RECEPTACLE.....	EA	5
56	6	PAOZZ	5310-00-833-8567	8338567	19207	.WASHER SLOTTED RECEPTACLE CONNECTOR.....	EA	5
56	7	PAOZZ	9905-00-393-3570	MS39020-3	96906	.BAND MARKER-TRAILER RECEPTACLE.....	EA	1
56	8	PAOZZ	5310-00-393-6685	7723309	72869	.NUT ELECTRICAL TRAILER RECEPTACLE.....	EA	1
56	9	PAOZZ	5365-00-090-5426	7722333	19207	.GROMMET RUBBER ELECTRICAL CONNECTOR.....	EA	1
56	10	PAOZZ	5935-00-846-3884	MS75021-2	96906	.CONNECTOR RECEPTACLE-ELECTRICAL-TRAILER COUPLING-12 CONTACT-INTERVEHICULAR-24 VOLT-WATERPROOF.....	EA	1
56	11	PAOZZ	5935-00-773-1428	929636	65909	COVER ASSEMBLY TRAILER RECEPTACLE ELECTRICAL CONNECTOR.....	EA	1
56	12	PAOZZ	5310-00-209-0786	MS35335-33	96906	WASHER LOCK-FOR 1-4 SCREW SIZE-RECEPTACLE MOUNTING..... B30 B31, B32	EA	5
56	13	PAOZZ	5305-00-988-1725	MS35206-281	96906	SCREW MACHINE 1-4 20UNC2AX3-4IN-RECEPTACLE MOUNTING.....	EA	4
56	14	PAOZZ	5940-00-705-6709	7056709	19207	.TERMINAL LUG RECEPTACLE GROUND.....	EA	1
56	15	PAOZZ	5970-00-705-6634	7056634	19207	.SLEEVE ELECTRICAL RECEPTACLE GROUND.....	IN	1
56	16	PAOZZ	5310-00-761-6882	MS51967-2	96906	NUT PLAIN HEXAGON 1-4 20UNC2B-RECEPTACLE MOUNTING AND GROUND 178,243,910,911,830,832	EA	1
56	17	PAOZZ	9390-00-180-7289	8724763	19207	.ROD NON METALLIC TRAILER RECEPTACLE GROMMET HOLE PLUG.....	IN	3



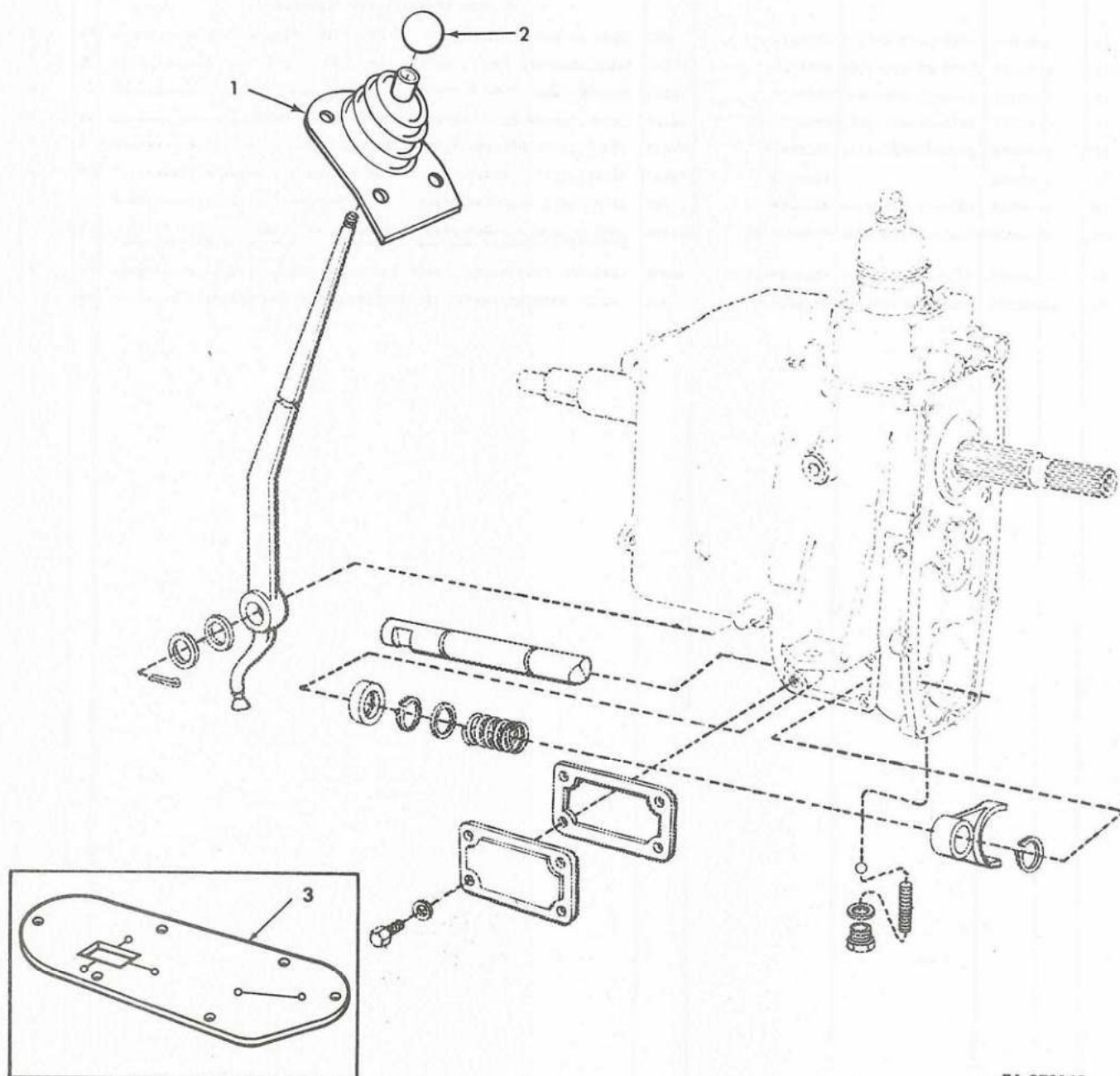
TA 079161

Figure 57. Transmission and Related Parts.

SECTION II

TM9-2320-218-208

(1) ILLUSTRATION		(2) SMR CODE	(3) FEDERAL STOCK NUMBER	(4) PART NUMBER	(5) FSCM	(6) DESCRIPTION USABLE ON CODE	(7) U/M	(8) QTY INC IN UNIT
						GROUP 0700 TRANSMISSION ASSEMBLY		
57	1	PAOZZ	5355-00-737-1335	7371335	19207	KNOB GEAR SHIFT, TRANSMISSION SHIFT LEVER.....	EA	1
57	2	PAOZZ	2520-00-678-3008	8754098	19207	BOOT, TRANSMISSION SHIFT LEVER AT TUNNEL COVER.....	EA	1
57	3	PAOZZ	2520-00-678-2992	8754099	19207	BOOT, TRANSMISSION SHIFT LEVER AT HOUSING.....	EA	1
57	4	PAOZZ	4730-00-909-8627	MS35482-13	96906	CLAMP, TRANSMISSION SHIFT LEVER BOOT RETAINING.....	EA	1
57	5	PAOZZ	2530-00-125-8721	10885540	19207	BRAKE, DRUM PARKING BREAK (SEE GROUP 1201).....	EA	1
57	6	XBOZZ		7046603	19207	WASHER, FLAT PARKING BRAKE DRUM RETAINING.....	EA	1
57	7	PAOZZ	5310-00-168-2941	8754288	19207	WASHER, KEY PARKING BRAKE DRUM RETAINING.....	EA	1
57	8	PAOZZ	5305-00-709-8516	MS90727-86	96906	SCREW CAP HEXAGON HEAD 7-16 20UNF2AX1 1-8IN-PARKING BRAKE DRUM RETAINING.....	EA	1
57	9	PAOZZ	5330-00-834-2912	MS35769-18	96906	GASKET TRANSMISSION FILL AND DRAIN PLUG.....	EA	2
57	10	PAOZZ	5365-00-476-1028	MS35844-5	96906	PLUG MACHINE THREAD-TRANSMISSION FILL AND DRAIN.....	EA	2



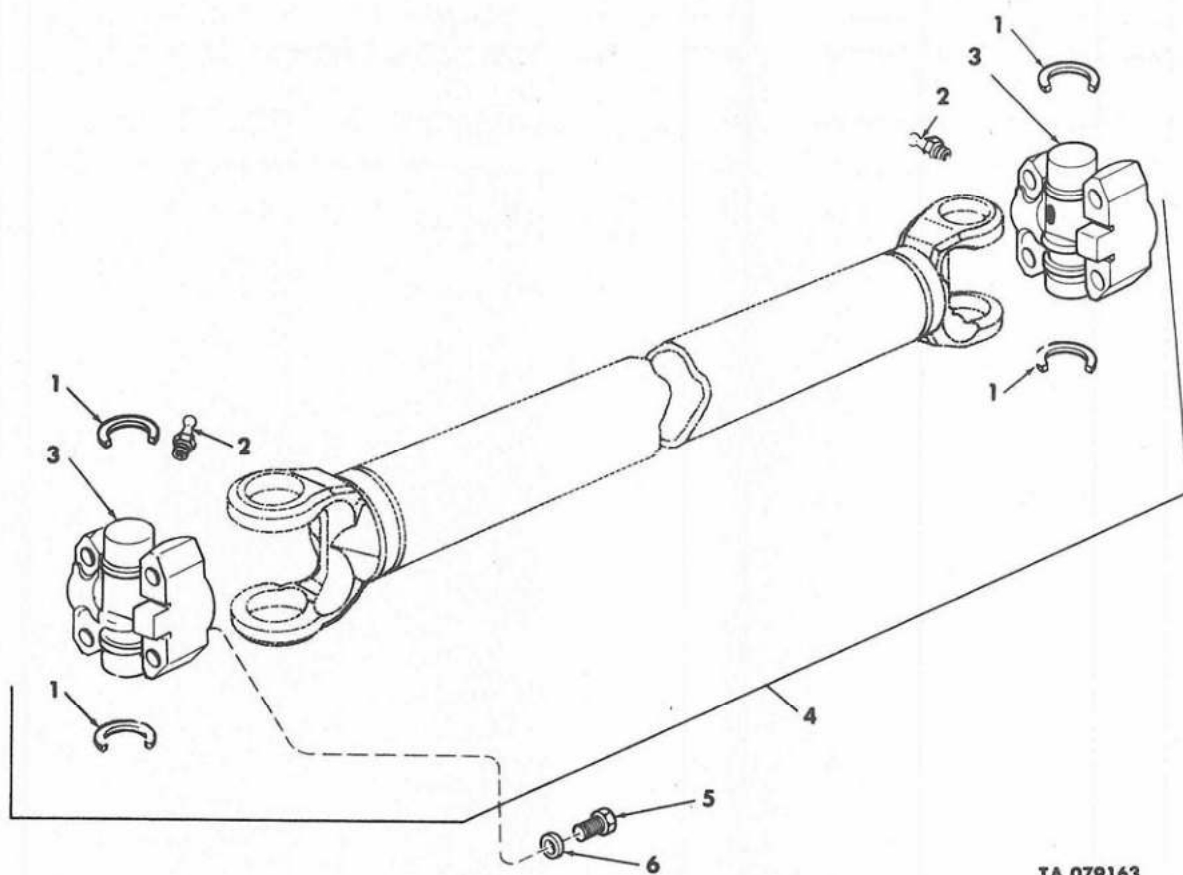
TA 079162

Figure 58. Transfer and Related Parts.

SECTION II

TM9-2320-218-20P

(1) ILLUSTRATION		(2) SMR CODE	(3) FEDERAL STOCK NUMBER	(4) PART NUMBER	(5) FSCM	(6) DESCRIPTION USABLE ON CODE	(7) U/M	(8) QTY INC IN UNIT
(a) FIG NO.	(b) ITEM NO.							
58	1	PAOZZ	2520-00-578-2993	8754081	19207	GROUP 0803 GEAR SHIFT AND CONTROLS BELLOWS RUBBER TRANSFER LEVER (USE WITH BRAKE LEVER 7035426).	EA	1
58	2	PAOZZ	5355-00-741-1761	7411761	19207	KNOB TRANSFER GEAR SHIFT	EA	1
58	3	PAOZZ	2530-00-470-1525	11644833	19207	SHIELD DUST TRANSFER AND BRAKE LEVER, (USE WITH BRAKE LEVER 11598960 ONLY, SEE GROUP 1201	EA	1



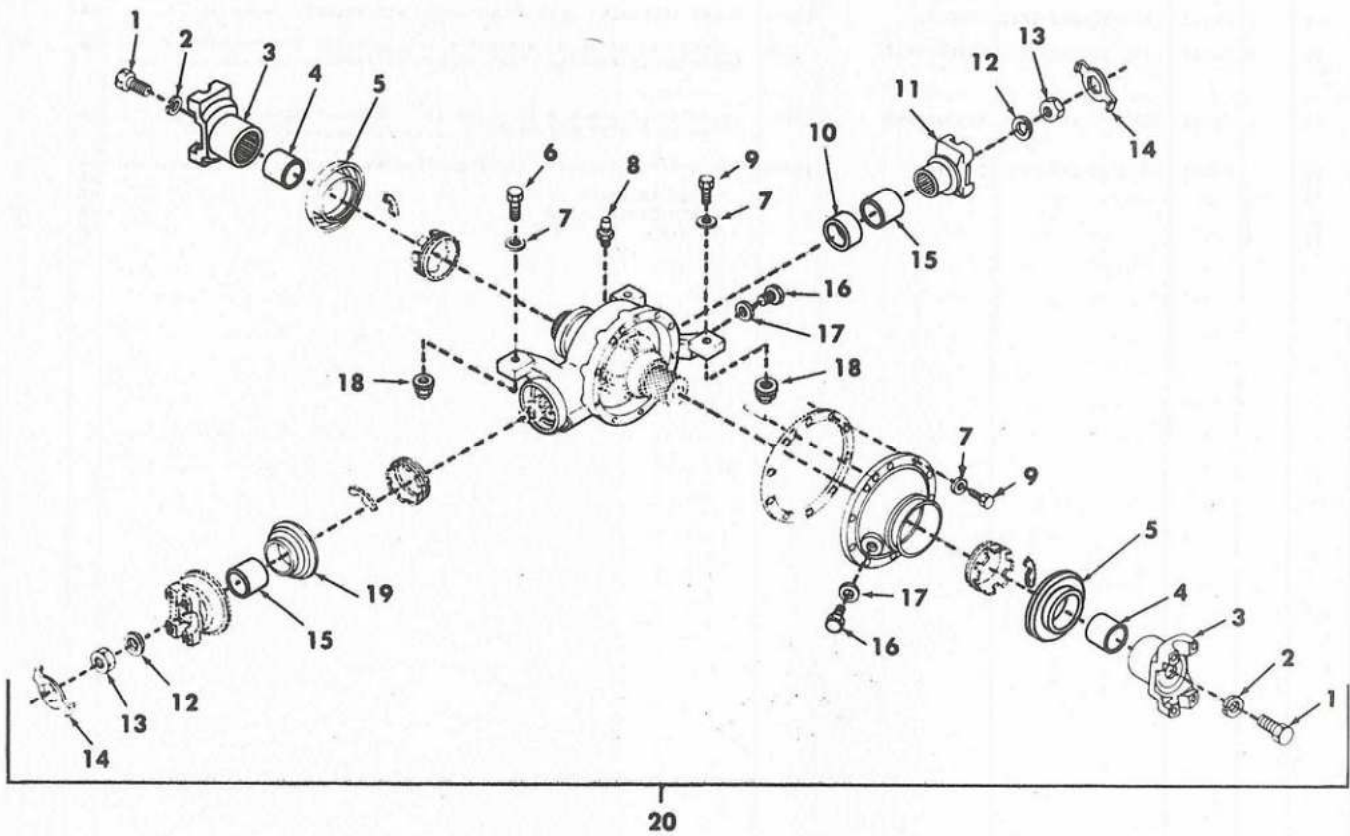
TA 079163

Figure 59. Vehicle Propeller Shafts.

SECTION II

TM9-2320-218-20P

(1) ILLUSTRATION		(2)	(3)	(4)	(5)	(6) DESCRIPTION	(7)	(8)
(a) FIG NO.	(b) ITEM NO.	SMR CODE	FEDERAL STOCK NUMBER	PART NUMBER	FSCM	USABLE ON CODE	U/M	QTY INC IN UNIT
GROUP 0900 PROPELLER SHAFTS								
59	1	KFOZZ		11660454	19207	.RING RETAINING UNIVERSAL JOINT PART OF KIT 5702186.....	EA	2
59	2	PAOZZ	4730-00-050-4203	MS15001-1	96906	.FITTINGS, STGHT, HYD, SURFACE CHECK, S, CD-PLTD OR ZN-CR FIN, 1/4-28NF-2 MALE, UNIV JOINTS, FRT SHAFT.....	EA	4
59	3	KFOZZ		11660507	19207	.CROSS ASSEMBLY PROPELLER SHAFT PART OF KIT 5702186.....	EA	1
59	4	PAOZZ	2520-00-678-1283	7368808	19207	SHAFT ASSEMBLY FRONT WITH U-JOINT ASSEMBLIES.....	EA	1
59	4	PAOZZ	2520-00-678-1282	7368801	19207	SHAFT ASSEMBLY REAR WITHU-JOINT ASSEMBLIES.....	EA	1
59	5	PAOZZ	5305-00-225-9092	MS90726-37	96906	.SCREW,CAP,HEXAGON MACHINE 5-16 24UNF2AX1 3-8 INPROPELLER SHAFT CROSS ASSEMBLY PART OF KIT 5702186.....	EA	4
59	6	PAOZZ	5310-00-407-9566	MS35338-45	96906	.WASHER LOCK-FOR 5-16 SCREW SIZE-PROPELLER SHAFT CROSS ASSEMBLY PARTOF KIT 5702186.....	EA	4
59	1	PAOZZ	2520-00-678-3115	5702186	19207	PARTS KIT UNIVERSAL FRONT ANDREAR PROPELLER SHAFTS.....	EA	1
59	3					RING	EA	2
59	3					CROSS ASSEMBLY	EA	1
59	5					SCREW,CAP,HEXAGON	EA	4
59	6					WASHER	EA	4



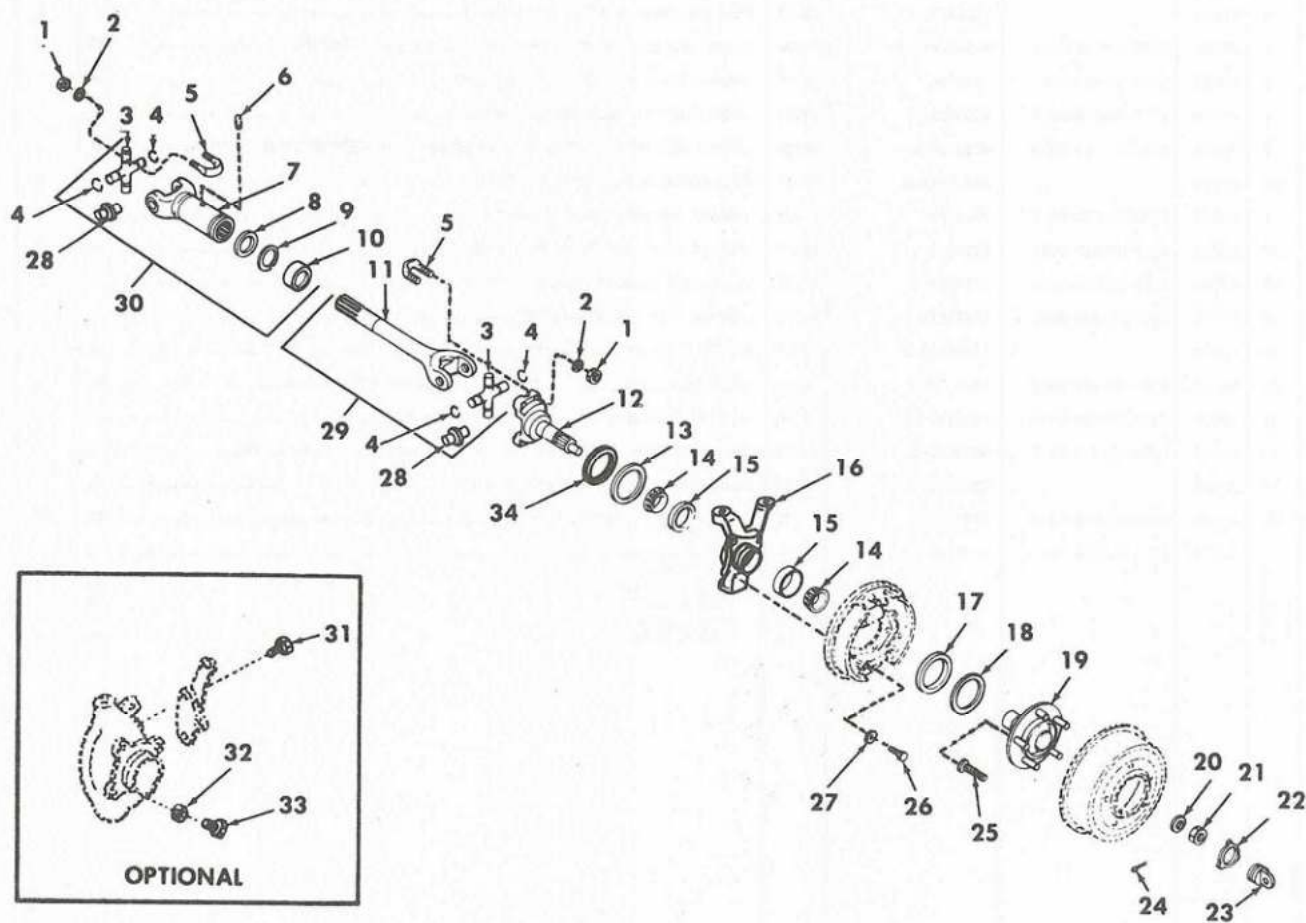
TA 079164

Figure 60. Front Differential Assembly.

SECTION II

TM9-2320-218-20P

(1) ILLUSTRATION		(2)	(3)	(4)	(5)	(6)	(7)	(8)
(a) FIG NO.	(b) ITEM NO.	SMR CODE	FEDERAL STOCK NUMBER	PART NUMBER	FSCM	DESCRIPTION USABLE ON CODE	U/M	QTY INC IN UNIT
GROUP 1002 DIFFERENTIAL, FRONT								
60	1	PAOZZ	5305-00-709-8283	MS90727-84	96906	.SCREW CAP HEXAGON HEAD 7-16 20UNF2AX7-8IN-UNIVERSAL JOINT FLANGE ATTACHING.....	EA	2
60	2	PAOZZ	5310-00-209-0965	MS35338-47	96906	.WASHER LOCK-FOR 7-16 SCREW SIZE-UNIVERSAL JOINT FLANGE ATTACHING.....	EA	2
60	3	PAOZZ	2520-00-912-3056	10950772	19207	.FLANGE COMPANION UNIVERSAL JOINT.....	EA	2
60	4	KFOZZ		11669189-2	19207	WEAR SLEEVE PART OF KIT 5704848.....	EA	2
60	5	KFOZZ		12259428	19207	SEAL ASSEMBLY PART OF KIT 5704848.....	EA	2
60	6	PAOZZ	5305-00-710-4207	MS90726-101	96906	SCREW CAP HEXAGON HEAD 7-16 20UNC2AX4 1-2IN-DIFFERENTIAL MOUNTING.....	EA	1
60	7	PAOZZ	5310-00-753-4160	7046648	19207	.WASHER FLAT DIFFERENTIAL MOUNTING.....	EA	3
60	8	PAOZZ	4820-00-678-2969	8359956	19207	.VENT ASSEMBLY DIFFERENTIAL CARRIER.....	EA	1
60	9	PAOZZ	5305-00-710-4202	MS90726-96	96906	.SCREW CAP HEXAGON HEAD 7-16 20UNF2AX3 1-4IN-DIFFERENTIAL MOUNTING.....	EA	2
60	10	KFOZZ		11669194-1	19207	SEAL ASSEMBLY PART OF KIT 5704848.....	EA	1
60	11	PAOZZ	2520-00-832-6047	8359973	19207	.FLANGE ASSEMBLY PINION SHAFT BEAR.....	EA	1
60	12	PAOZZ	5310-00-655-9541	8754688	19207	.WASHER FLAT PINION SHAFT FLANGE.....	EA	2
60	13	PAOZZ	5310-00-832-6185	8754689	19207	.NUT PLAIN HEXAGON PINION SHAFT FLANGE.....	EA	2
60	14	PAOZZ	5340-00-125-3911	10885570	19207	.WASHER KEY PINION SHAFT FLANGE.....	EA	2
60	15	KFOZZ		11669189-3	19207	SLEEVE, WEAR PART OF KIT 5704848.....	EA	2
60	16	PAOZZ	5365-00-476-1028	MS35844-5	96906	.PLUG MACHINE THREAD-DIFFERENTIAL DRAIN AND FILL.....	EA	2
60	17	PAOZZ	5330-00-834-2912	MS35769-18	96906	.GASKET DIFFERENTIAL DRAIN AND FILL PLUG.....	EA	2
60	18	PAOZZ	5310-00-935-3607	MS51988-10	96906	.NUT SELF LOCKING FLANGED 7-16 20UNF2B-DIFFERENTIAL MOUNTING.....	EA	3
60	19	KFOZZ		12259426	19207	SEAL ASSEMBLY PART OF KIT 5704848.....	EA	1
60	20	PAOHD	2520-00-678-3123	7536140	19207	DIFFERENTIAL DRIVING AXLE.....	EA	1
60		PAOZZ	2520-01-054-0803	5704848	19207	PARTS KITS, DRIVING.....	EA	1
60	4					WEAR SLEEVE	EA	2
60	5					SEAL ASSEMBLY	EA	2
60	10					SEAL ASSEMBLY	EA	1
60	15					WEAR SLEEVE	EA	2
60	19					SEAL ASSEMBLY	EA	1



TA 078952

Figure 61. Front Axle Assembly.

SECTION II

TM9-2320-218-20P

(1) ILLUSTRATION		(2)	(3)	(4)	(5)	(6)	(7)	(8)
(a) FIG NO.	(b) ITEM NO.	SMR CODE	FEDERAL STOCK NUMBER	PART NUMBER	FSCM	DESCRIPTION USABLE ON CODE	U/M	QTY INC IN UNIT
						GROUP 1004 WHEEL MECHANISM, FRONT		
61	1	PAOZZ	5310-00-905-4600	MS51968-6	96906	.NUT, PLAIN, HEXAGON PLAIN HEXAGON 5-16 24UNF2B-WHEEL DRIVE SHAFT CROSS U-BOLT, PART OF KIT 5703383..... PART OF KIT P/N 5703383.....	EA	4
61	2	PAOZZ	5310-00-407-9566	MS35338-45	96906	.WASHER LOCK-FOR 5-16 SCREW SIZE-WHEEL DRIVE SHAFT CROSS U- BOLT, PART OF KIT 5703383 PART OF KIT P/N 5703383.....	EA	4
61	3	KFOZZ		11660506	19207	.CROSS ASSEMBLY PART OF UNIVERSAL JOINT WHEEL DRIVE KIT, 5703383 PART OF KIT P/N 5703383.....	EA	1
61	4	KFOZZ		11660454	19207	.RING SNAP PART OF UNIVERSAL JOINT WHEEL DRIVE KIT, 5703383.. PART OF KIT P/N 5703383.....	EA	2
61	5	PAOZZ	5306-00-174-4312	5307299	19207	.BOLT-U PART OF UNIVERSAL JOINT WHEEL DRIVE KIT 5703383..... PART OF KIT P/N 5703383.....	EA	2
61	6	PAOZZ	4730-00-050-4203	MS15001-1	96906	.FITTING LUBRICATION-STRAIGHT-HYDRAULIC-SURFACE CHECK 1-4 28UNS2A-WHEEL SHAFT SLEEVE.....	EA	1
61	7	XAOZZ		11660453	19207	.YOKE SLEEVE WHEEL SHAFT.....	EA	2
61	8	PAOZZ	5330-00-151-4056	7059815	19207	.PACKING PREFORMED UNIVERSALJOINT YOKE.....	EA	2
61	9	XAOZZ		7059816	19207	.WASHER SPLIT UNIVERSALJOINT YOKE.....	EA	2
61	10	PAOZZ	2520-00-769-7608	7697608	19207	.CAP UNIVRSAL JOINT FRONT AXLE.....	EA	2
61	11	XAOZZ		11660459	19207	.SHAFT PROPELLER WHEEL DRIVE.....	EA	2
61	12	PAOZZ	2520-00-578-3109	7340695	19207	YOKE UNIVERSAL WHEEL DRIVE.....	EA	2
61	13	KFOZZ		11669161-1	19207	.SEAL PLAIN ENCASED PART OF WHEEL SPINDLE BEARING SEAL KIT, 5704849.....	EA	1
61	14	PAOZZ	3110-00-727-6901	8762093	19207	.BEARING CONE PART OF WHEEL SPINDLE BEARING KIT 5702247..... PART OF KIT P/N 5702247.....	EA	2
61	15	PAOZZ	3110-00-678-1862	7536132	19207	.BEARING CUP PART OF WHEEL SPINDLE BEARING KIT, 5702247..... PART OF KIT P/N 5702247.....	EA	2
61	16	PAOZZ	2530-00-150-7852	8712391	19207	SUPPORT WHEEL FRONT LEFT MACHINED.....	EA	1
61	16	PAOZZ	2530-00-156-9422	8712392	19207	SUPPORT WHEEL FRONT RIGHT MACHINED.....	EA	1
61	17	KFOZZ		11669190	19207	SLEEVE, WEAR PART OF KIT 5704849.....	EA	1
61	18	KFOZZ		7996801	19207	.SEAL PLAIN ENCASED PART OF WHEEL SPINDLE BEARING SEAL KIT, 5704849.....	EA	1
61	19	PAOZZ	2530-00-176-3337	11669161-2	19207	SPINDLE ASSEMBLY FRONT LEFT.....	EA	1
61	20	KFOZZ		8754440	19207	.WASHER FLAT PART OF WHEEL SPINDLE BEARING KIT, 5702247..... PART OF KIT P/N 5702247.....	EA	2
61	21	KFOZZ		7331296	19207	.NUT HEXAGON PART OF WHEEL SPINDLE BEARING KIT, 5702247..... PART OF KIT P/N 5702247.....	EA	1
61	22	PAOZZ	2590-00-861-9989	10885047	19207	NUT LIFTING EYE AIR DROP FRONT WHEEL LEFT.....	EA	2
61	23	PAOZZ	2530-00-073-5364	10885048	19204	EYE WHEEL HUB LIFTING FRONT WHEEL LEFT.....	EA	1
61	24	PAOZZ	5315-00-011-9120	MS24665-287	96906	.PIN COTTER-WHEEL SPINDLE NUT, PART OF KIT 5702247..... PART OF KIT P/N 5702247.....	EA	2
61	25	PAOZZ	5306-00-177-5602	11630596	19207	BOLT, WHEEL SPINDLE FRONT.....	EA	5
61	26	PAOZZ	5305-00-145-0616	8754698	19207	BOLT MACHINE FRONT WHEEL SUPPORT BRAKE PLATE.....	EA	8
61	27	PAOZZ	5310-00-209-0965	MS35338-47	96906	WASHER 7-16 SCREW SIZE SUPPORT BRAKE PLATE LH 4, SUPPORT BRAKE PLATE RH 4.....	EA	8
61	28	XDOZZ		271431	21450	FITTING LUBRICATION FRONT WHEEL DRIVE U-JOINT, PRESS IN.....	EA	1
61	29	PAOZZ	2520-00-176-3334	11660458	19207	SHAFT PROPELLER FRONT WHEEL DRIVE WITH UNIVERSAL JOINT.....	EA	2
61	30	PAOZZ	2520-00-176-3333	11660455	19207	YOKE UNIVERSAL FRONT WHEEL DRIVE.....	EA	2

SECTION II

TM9-2320-218-20P

(1) ILLUSTRATION		(2) SMR CODE	(3) FEDERAL STOCK NUMBER	(4) PART NUMBER	(5) FSCM	(6) DESCRIPTION USABLE ON CODE	(7) U/M	(8) QTY INC IN UNIT
(a) FIG NO.	(b) ITEM NO.							
61	31	PAOZZ	5306-00-816-5991	MS35764-1048	96906	BOLT SELF LOCKING HEXAGON HEAD 7-16 20UNF2AX1IN-TO ATTACH STEERING ARM-LH(USED WITH SUPPORTS 2530001778287 AND 2530001507855 ONLY.....	EA	3
61	32	PAOZZ	5310-00-891-1711	MS35691-25	96906	NUT PLAIN HEXAGON 7-16 14UNC28-STERING ARM STOP-RH.....	EA	1
61	33	PAOZZ	5305-00-045-1988	MS90725-87	96906	SCREW CAP HEXAGON HEAD 7-16 14UNC2AX1 1-4IN-STEERING ARM STOP-LH.....	EA	1
61	14	PAOZZ	2530-00-887-1341	5702247	19207	PARTS KIT.....	EA	1
61	15					BEARING CONE	EA	2
61	20					BEARING CUP	EA	2
61	21					WASHER FLAT	EA	2
61	24					NUT HEXAGON	EA	1
61						PIN	EA	2
61	1	PAOZZ	2520-00-176-3331	5703383	19207	PARTS KIT UNIVERSAL WHEEL DRIVE	EA	2
61	2					NUT PLAIN HEXAGON	EA	4
61	3					WASHER	EA	4
61	4					CROSS ASSEMBLY	EA	1
61	5					SNAP RING	EA	2
61						U-BOLT	EA	2
61	34	KFOZZ		11669161	19207	SLEEVE,WEAR PART OF KIT 5704849	EA	1
61	13	PAOZZ	2530-01-057-5717	5704849	19207	PARTS KIT,WHEEL SPINDLE BEARING SEAL	EA	1
61	17					SEAL	EA	1
61	18					SLEEVE	EA	1
61	34					SEAL	EA	1
61						SLEEVE	EA	1

THIS PAGE INTENTIONALLY LEFT BLANK

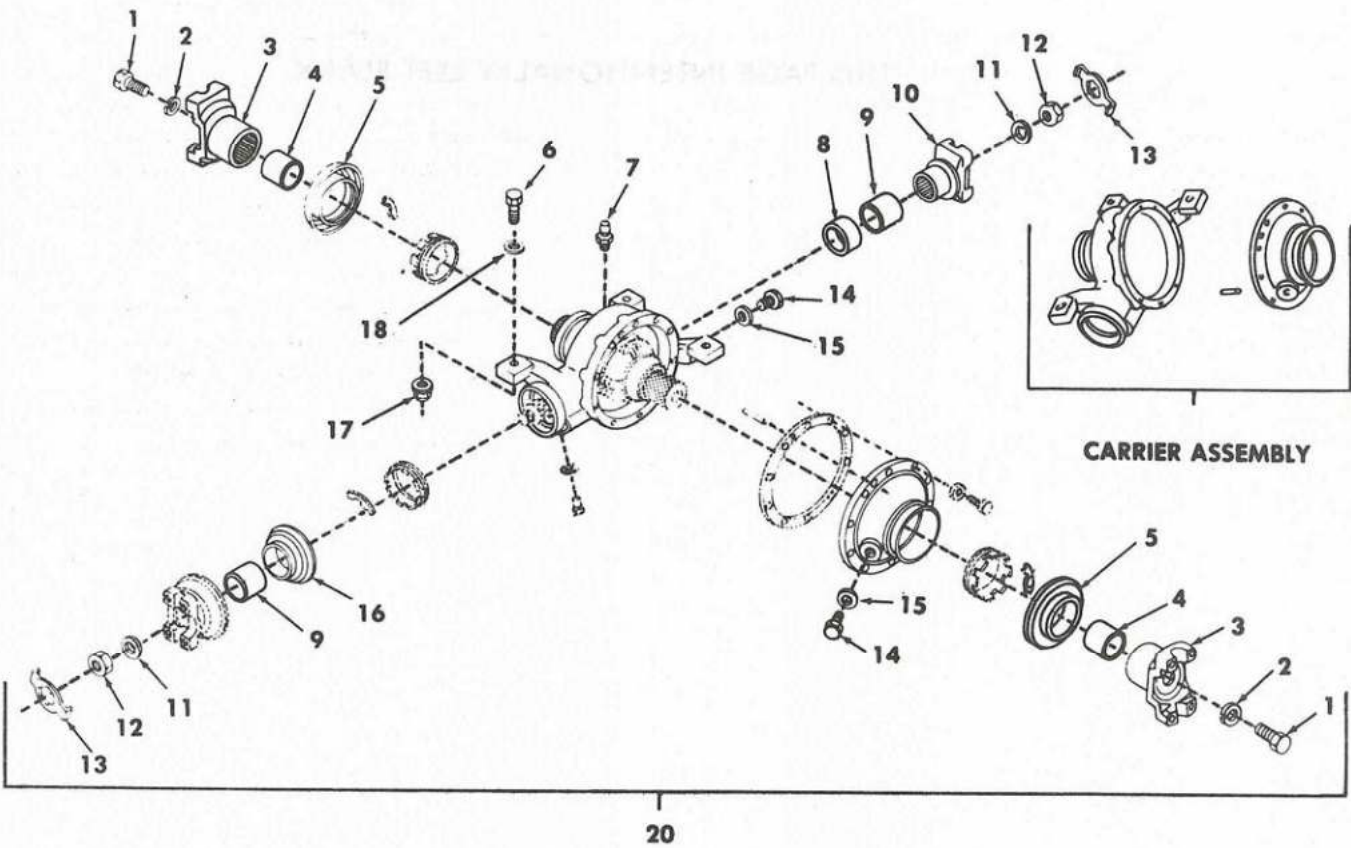
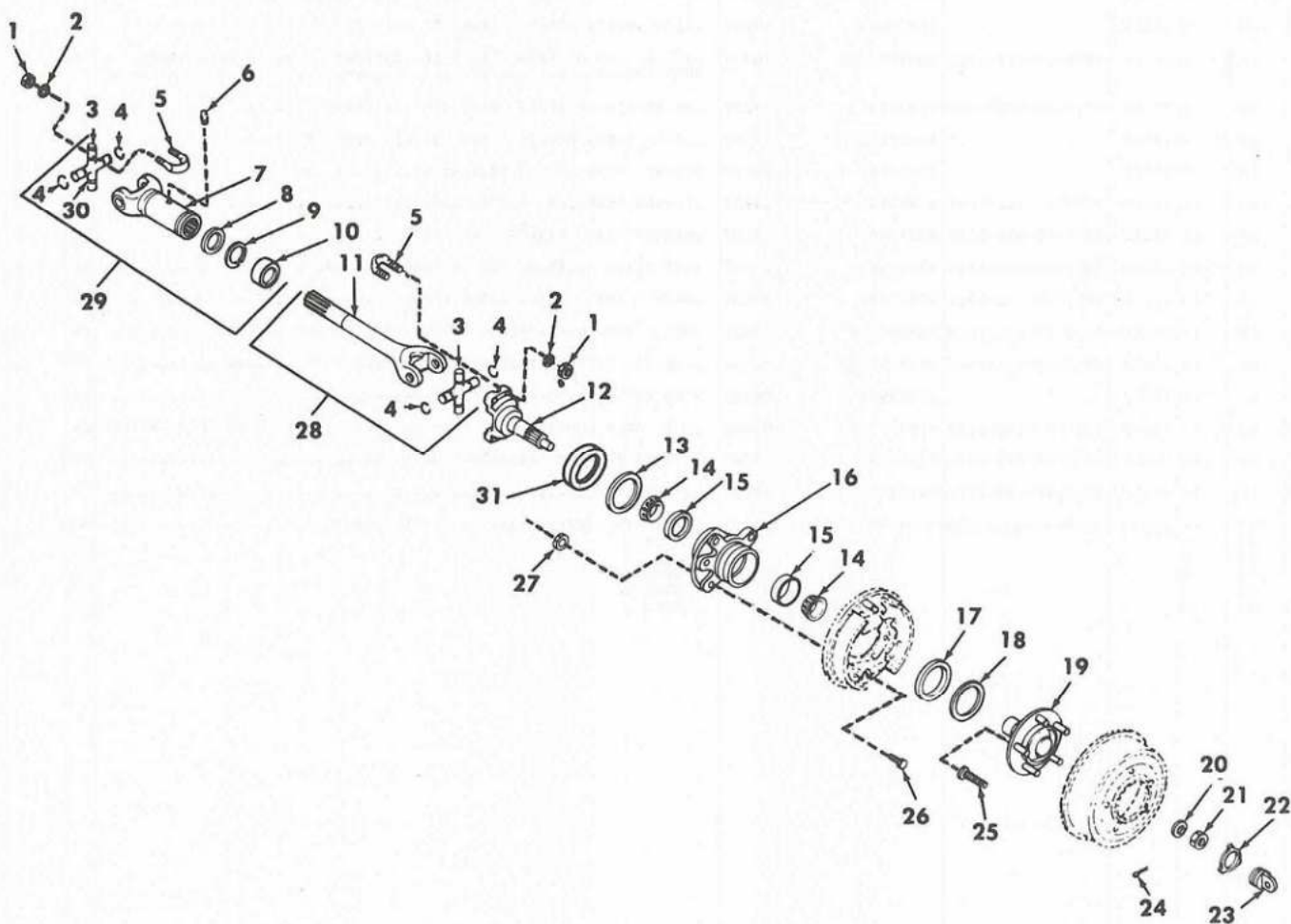


Figure 62. Rear Differential Assembly.

SECTION II

TM9-2320-218-20P

(1) ILLUSTRATION		(2)	(3)	(4)	(5)	(6)	(7)	(8)
(a) FIG NO.	(b) ITEM NO.	SMR CODE	FEDERAL STOCK NUMBER	PART NUMBER	FSCM	DESCRIPTION USABLE ON CODE	U/M	QTY INC IN UNIT
GROUP 1102 DIFFERENTIAL, REAR								
62	1	PAOZZ	5305-00-709-8283	MS90727-84	96906	.SCREW CAP HEXAGON HEAD 7-16 20UNF2AX7-8IN-UNIVERSAL JOINT FLANGE ATTACHING.....	EA	2
62	2	PAOZZ	5310-00-209-0965	MS35338-47	96906	.WASHER LOCK-FOR 7-16 SCREW SIZE-UNIVERSAL JOINT FLANGE ATTACHING.....	EA	2
62	3	PAOZZ	2520-00-912-3056	10950772	19207	.FLANGE COMPANION UNIVERSAL JOINT.....	EA	2
62	4	KFOZZ		11669189-2	19207	SLEEVE PART OF KIT 5704848.....	EA	2
62	5	KFOZZ		12259428	19207	.SEAL PLAIN ENCASED PART OF KIT 5704848.....	EA	2
62	6	PAOZZ	5305-00-710-4195	MS90726-90	96906	.SCREW CAP HEXAGON HEAD 7-16 20UNF2AX1 3-4IN-DIFFERENTIAL MOUNTING.....	EA	3
62	7	PAOZZ	4820-00-678-2969	8359956	19207	.VALVE AIR PRESSURE DIFFERENTIAL CARRIER.....	EA	1
62	8	KFOZZ		11669194-1	19207	.SEAL PLAIN ENCASED PART OF KIT 5704848.....	EA	1
62	9	KFOZZ		11669189-3	19207	SLEEVE PART OF KIT 5704848.....	EA	2
62	10	PAOZZ	2520-00-832-6047	8359973	19207	.FLANGE ASSEMBLY PINION SHAFT.....	EA	1
62	11	PAOZZ	5310-00-655-9541	8754688	19207	.WASHER FLAT PINION SHAFT FLANGE.....	EA	2
62	12	PAOZZ	5310-00-832-6185	8754689	19207	.NUT PLAIN HEXAGON PINION SHAFT FLANGE.....	EA	2
62	13	PAOZZ	5340-00-125-3911	10885570	19207	.WASHER KEY PINION SHAFT FLANGE.....	EA	2
62	14	PAOZZ	5365-00-476-1028	MS35844-5	96906	.PLUG MACHINE-DIFFERENTIAL DRAIN AND FILL.....	EA	2
62	15	PAOZZ	5330-00-634-2912	MS35769-18	96906	.GASKET DIFFERENTIAL DRAIN AND FILL PLUG.....	EA	2
62	16	KFOZZ		12259426	19207	SEAL ASSEMBLY PART OF KIT 5704848.....	EA	1
62	17	PAOZZ	5310-00-935-3607	MS51988-10	96906	.NUT SELF LOCKING FLANGED 7-16 20UNF2B-DIFFERENTIAL MOUNTING	EA	3
62	18	PAOZZ	5310-00-753-4160	7046648	19207	.WASHER FLAT DIFFERENTIAL MOUNTING.....	EA	3
62	19	PAOHD	2520-00-678-3123	7536140	19207	DIFFERENTIAL.....	EA	1
62		PAOZZ	2520-01-054-0803	5704848	19207	PARTS KIT,DIFFERENTIAL SEAL AND SLEEVE.....	EA	1
62	4					SLEEVE	EA	2
62	5					SEAL	EA	2
62	8					SEAL	EA	1
62	9					SLEEVE	EA	2
62	16					SEAL	EA	1



TA 078955

Figure 63. Wheel Mechanism Rear Axle Assembly.

SECTION II

TM9-2320-218-20P

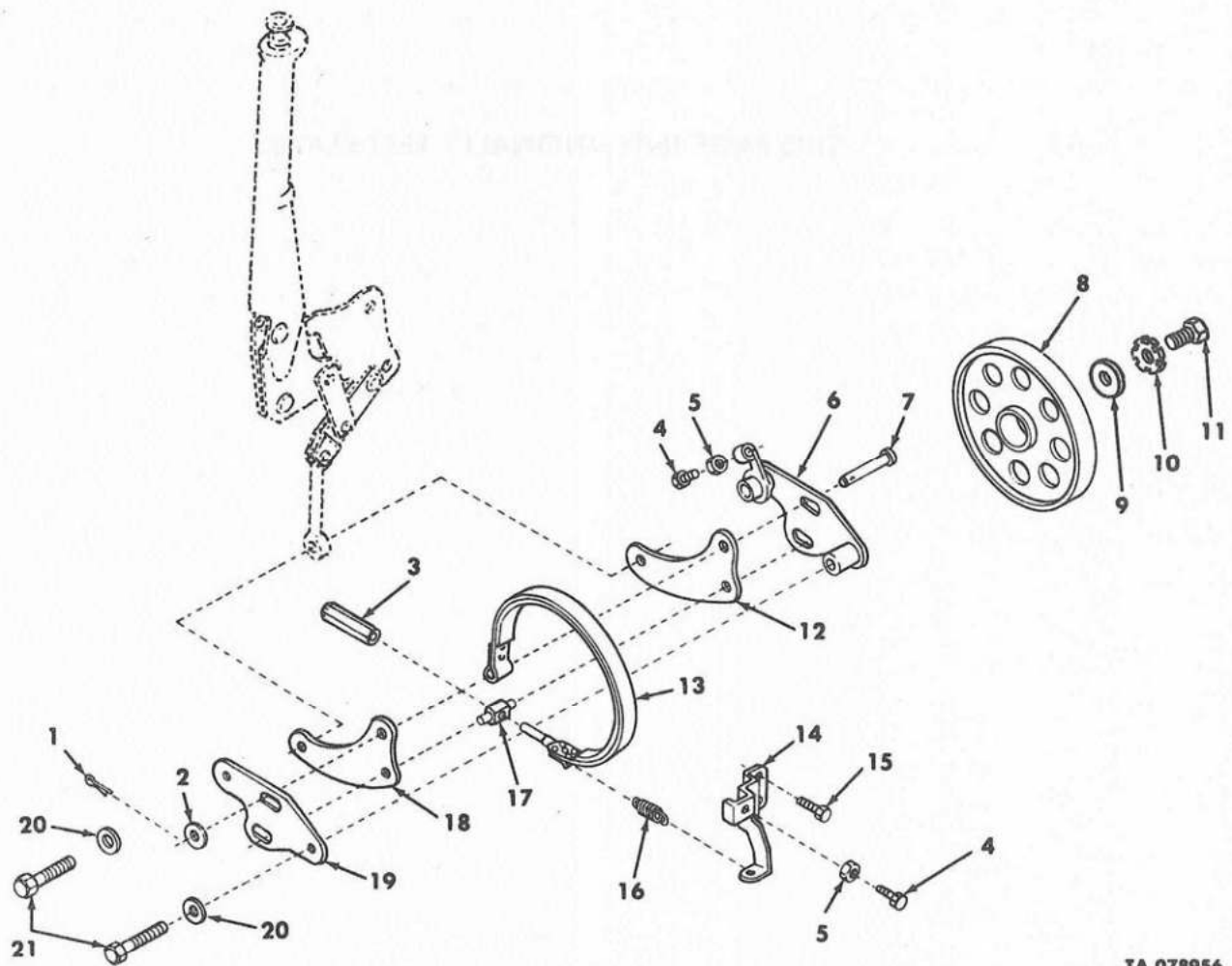
(1) ILLUSTRATION		(2) SMR CODE	(3) FEDERAL STOCK NUMBER	(4) PART NUMBER	(5) FSCM	(6) DESCRIPTION USABLE ON CODE	(7) U/M	(8) QTY INC IN UNIT
GROUP 1104 WHEEL MECHANISM								
63	1	PAOZZ	5310-00-905-4600	MS51968-6	96906	.NUT,PLAIN,HEXAGON PLAIN HEXAGON 5-16 24UNF2B-WHEEL DRIVE SHAFT CROSS U-BOLT,PART OF KIT 5703383.....	EA	4
63	2	PAOZZ	5310-00-407-9566	MS35338-45	96906	.WASHER LOCK-FOR 5-16 SCREW SIZE-WHEEL DRIVE SHAFT CROSS U-BOLT,PART OF KIT 5703383.....	EA	4
63	3	KPOZZ		11660506	19207	.CROSS ASSEMBLY WHEEL DRIVE SHAFT,PART OF KIT 5703383.....	EA	1
63	4	KPOZZ		11660454	19207	.PINC SNAP PART OF KIT 5703383.....	EA	2
63	5	PAOZZ	5306-00-174-4312	5307299	19207	.BOLT U UNIVERSAL JOINT,PART OF KIT 5703383.....	EA	2
63	6	PAOZZ	4730-00-050-4203	MS15001-1	96906	.FITTING LUBRICATION-STRAIGHT-HYDRAULIC-SURFACE CHECK 1-4 28UNS2A-WHEEL SHAFT SLEEVE.....	EA	1
63	7	XAOZZ		11660453	19207	YOKE WHEEL SHAFT SLEEVE.....	EA	2
63	8	PAOZZ	5330-00-151-4056	7059815	19207	.PACKING PREFORMED UNIVERSAL JOINT YOKE.....	EA	2
63	9			7059816	19207	.WASHER SPLIT UNIVEPSAL JOINT YOKE.....	EA	2
63	10	PAOZZ	2520-00-769-7608	7697608	19207	.CAP DUST PROPELLER UNIVERSAL JOINT YOKE.....	EA	2
63	11	XAOZZ		11660459	19207	SHAFT PROPELLER WHEEL DRIVE.....	EA	2
63	12	PAOZZ	2520-00-678-3109	7340695	19207	YOKE UNIVERSAL WHEEL DIRVE REAR LEFT.....	EA	1
63	13	PAOZZ	5330-00-678-1759	11669161-1	19207	.SEAL ASSMBLY WHEEL SPINDLE BEARING PARTS PART OF KIT 5704849.....	EA	2
63	14	PAOZZ	3110-00-727-6901	8762093	19207	.CONE AND ROLLERS WHEEL SPINDLE BEARING,PART OF KIT 5702247..	EA	2
63	15	PAOZZ	3110-00-678-1862	7536132	19207	.CUP TAPERED ROLLER WHEEL SPINDLE BEARING,PART OF KIT 5702247.....	EA	2
63	16	PAOZZ	2530-00-792-8639	10885113	19207	SUPPORT LEFT REAR WHEEL.....	EA	2
63	17	KPOZZ		11669160	19207	SLEEVE,WEAR PART OF KIT 5704849.....	EA	1
63	18	PAOZZ	5330-00-678-3042	11669161-2	19207	.SEAL PLAIN ENCASED WHEEL SPINDLE BEARING SEAL,PART OF KIT 5704849.....	EA	1
63	19	PAOZZ	2530-00-176-3337	11644854	19207	SPINDLE ASSEMBLY REAP,RIGHT.....	EA	1
63	20	KPOZZ		8754440	19207	.WASHER FLAT WHEEL SPINDLE BEARING,PART OF KIT 5702247.....	EA	1
63	21	KPOZZ		7331296	19207	.NUT HEXAGON WHEEL SPINDLE BEARING,PART OF KIT 5702247.....	EA	1
63	22	PAOZZ	2590-00-861-9989	10885047	19207	NUT LIFTING EYE AIR DROP REAR LEFT.....	EA	2
63	23	PAOZZ	2530-00-073-5364	10885048	19204	EYE LIFTING REAR WHEEL LEFT.....	EA	2
63	24	PAOZZ	5315-00-011-9120	MS24665-287	96906	.PIN COTTER-WHEEL SPINDLE NUT,PART OF KIT 5702247.....	EA	1
63	25	PAOZZ	5306-00-177-5602	11630596	19207	BOLT SHOULDER WHEEL SPINDLE.....	EA	5
63	26	PAOZZ	5306-00-181-0933	10885112	19207	BOLT,MACHINE BRAKE BACKING PLATE REAR LEFT.....178,243,910 911	EA	6
63	27	PAOZZ	5310-00-935-3607	MS51988	96906	NUT SELF LOCKING FLANGED 7-16-20UNF2B-REAR WHEEL BRAKE BACKING PLATE-LH.....	EA	6
63	28	PAOZZ	2520-00-176-3334	11660458	19207	SHAFT AND CROSS WHEEL DRIVE.....	EA	1
63	29	PAOZZ	2520-00-176-3333	11660455	19207	YOKE UNIVERSAL JOINT WHEEL DRIVE.....	EA	1
63	30	XDOZZ		271431	21450	FITTING,CRFASE,PRESS IN,U-JOINT.....	EA	2
63	31	KPOZZ		11669161	19207	SLEEVE,WEAR PART OF KIT 5704849.....	EA	1
63		PAOZZ	2520-00-176-3331	5703383	19207	PARTS KIT UNIVERSAL.....	EA	1
63	1					NUT	EA	4
63	2					WASHER	EA	4
63	3					CROSS	EA	1
63	4					SNAP RING	EA	2
63	5					U-BOLT	EA	2

SECTION II

TM9-2320-218-20P

(1) ILLUSTRATION		(2)	(3)	(4)	(5)	(6)	(7)	(8)
(a) FIG NO.	(b) ITEM NO.	SMR CODE	FEDERAL STOCK NUMBER	PART NUMBER	FSCM	DESCRIPTION USABLE ON CODE	U/M	QTY INC IN UNIT
63		PAOZZ	2530-00-887-1341	5702247	19207	PARTS KIT, WHEEL SPINDLE BEARING.....	EA	1
63	14					BEARING CONE	EA	2
63	15					BEARING CUP	EA	2
63	20					WASHER	EA	1
63	21					NUT	EA	1
63	24					COTTER PIN	EA	1
63		PAOZZ	2530-01-057-5717	5704849	19207	PARTS KIT SPINDLE BEARING SEAL AND SLEEVE.....	EA	1
63	13					SEAL	EA	1
63	17					SLEEVE	EA	1
63	18					SEAL	EA	1
63	31					SLEEVE	EA	1

THIS PAGE INTENTIONALLY LEFT BLANK



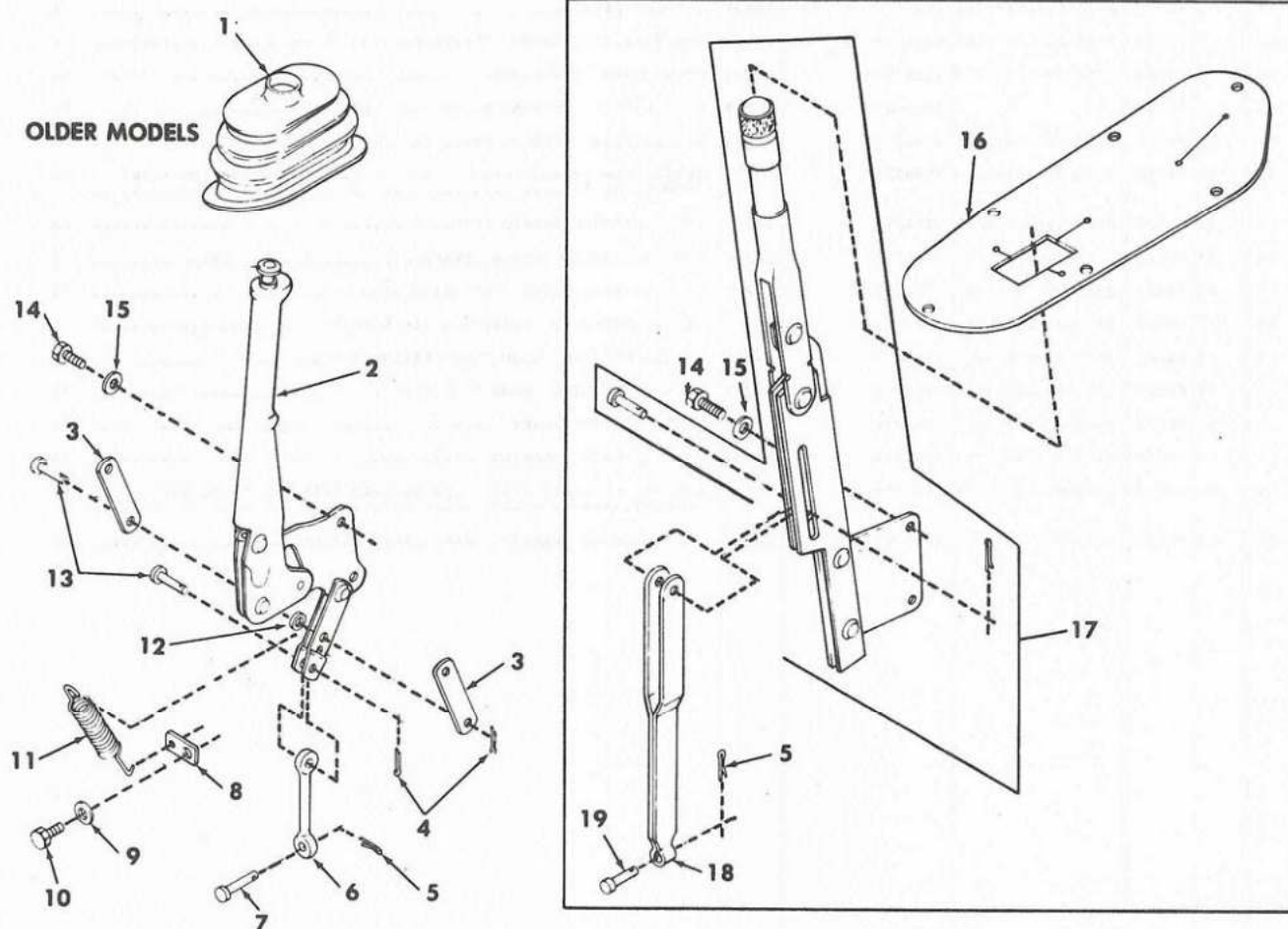
TA 078956

Figure 64. Handbrake Assembly.

SECTION II

TM9-2320-218-20P

(1) ILLUSTRATION		(2)	(3)	(4)	(5)	(6) DESCRIPTION	(7)	(8)
(a) FIG NO.	(b) ITEM NO.	SMR CODE	FEDERAL STOCK NUMBER	PART NUMBER	FSCM	USABLE ON CODE	U/M	QTY INC IN UNIT
64	1	PA0ZZ	5315-00-839-5821	MS24665-351	96906	GROUP 1201 HAND BRAKES PIN COTTER-CLEVIS PIN-PARKING BRAKE.....	EA	1
64	2	PA0ZZ	5310-00-080-6004	MS27183-14	96906	WASHER FLAT-FOR 3-8 SCREW SIZE-CLEVIS PIN-PARKING BRAKE.....	EA	1
64	3	PA0ZZ	2530-00-578-3053	8754282	19207	NUT ADJUSTING HANDBRAKEBAND.....	EA	1
64	4	PA0ZZ	5305-00-267-8974	MS90726-8	96906	SCREW CAP HEXAGON HEAD 1-4 28UNF2AX1IN-PARKING BRAKE ADJUSTING SPRING.....	EA	2
64	5	PA0ZZ	5310-00-971-7989	MS35691-5	96906	NUT PLAIN HEXAGON 1-4 28UNF2B-PARKING BRAKE ADJUSTING SPRING	EA	2
64	6	PA0ZZ	2530-00-150-7916	8754279	19207	SUPPORT PARKING.....	EA	1
64	7	PA0ZZ	5315-00-832-6145	8754278	19207	PIN STRAIGHT HEADED CLEVIS PARKING BRAKE ACTUATING LEVER....	EA	1
64	8	PA0ZZ	2530-00-125-8721	10885540	19207	DRUM BRAKE HANDBRAKE.....	EA	1
64	9	XB0ZZ		7046603	19207	WASHER,FLAT PARKING BRAKE DRUM RETAINING.....	EA	1
64	10	PA0ZZ	5310-00-168-2941	8754288	19207	WASHER FLAT PARKING BRAKE DRUM RETAINING.....	EA	1
64	11	PA0ZZ	5305-00-709-8516	MS90727-86	96906	SCREW CAP HEXAGON HEAD 7-16 20UNF2AX1 1-8IN-PARKING BRAKE DRUM RETAINING.....	EA	1
64	12	PA0ZZ	2530-00-578-1285	8754275	19207	LEVER,PARKING BRAKE LEFT.....	EA	1
64	13	PA0ZZ	2530-00-678-1284	8754237	19207	BAND ASSEMBLY PARKING BRAKE.....	EA	1
64	14	PA0ZZ	2530-00-136-1185	8754267	19207	SUPPORT PARK BRAKE HANDBRAKE BAND.....	EA	1
64	15	PA0ZZ	5305-00-019-1676	7520725	19207	SCREW,ASSEMBLED PARKING BRAKE SUPPORT.....	EA	2
64	16	PA0ZZ	5360-00-578-3105	8754285	19207	SPRING HELICAL ADJUSTING PARKING BRAKE.....	EA	1
64	17	PA0ZZ	5315-00-177-7980	8754277	19207	TRUNION PARKING HAND BRAKE BAND.....	EA	1
64	18	PA0ZZ	2530-00-150-7915	8754276	19207	LEVER PARKING BRAKE RIGHT.....	EA	1
64	19	PA0ZZ	5365-00-150-7853	8754354	19207	SPACER PLATE PARKING BRAKE.....	EA	1
64	20	PA0ZZ	5310-00-685-3228	MS35333-43	96906	WASHER LOCK-FOR 7-16 SCREW SIZE-TO ATTACH PARKING BRAKE SUPPORT.....	EA	2
64	21	PA0ZZ	5306-00-481-9487	8754281	19207	BOLT MACHINE PARKING BRAKE LEVER SUPPORT.....	EA	2



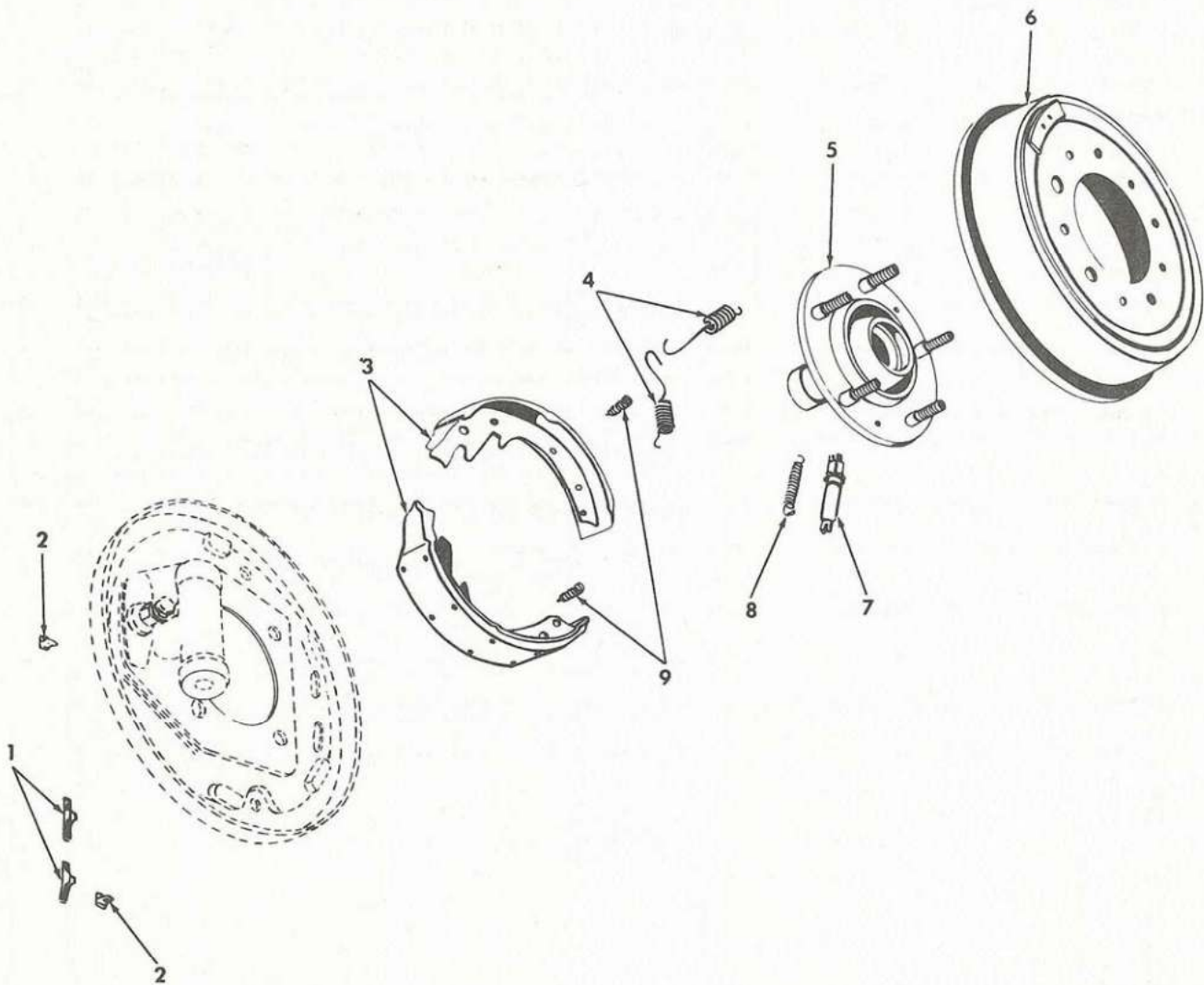
TA 078957

Figure 65. Handbrake Lever.

SECTION II

TM9-2320-218-20P

(1) ILLUSTRATION		(2)	(3)	(4)	(5)	(6)	(7)	(8)
(a) FIG NO.	(b) ITEM NO.	SMR CODE	FEDERAL STOCK NUMBER	PART NUMBER	FSCM	DESCRIPTION	U/M	QTY INC IN UNIT
						USABLE ON CODE		
						GROUP 1201 CONTINUED		
65	1	PAOZZ	2530-00-578-2971	8754289	19207	BELLOWS RUBBER HAND BRAKE LEVER, PART OF KIT 5702243..... PART OF KIT P/N 5702243.....178,243,910,911	EA	1
65	2	PAOZZ	2530-00-578-1789	7035426	19207	HANDLE ASSEMBLY PARKING BRAKE.....178,243,910,911	EA	1
65	3	PAOZZ	3040-00-177-7983	8754272	19207	LINK PARKING BRAKE HANDLE ASSEMBLY TO ROD....178,243,910,911	EA	2
65	4	PAOZZ	5315-00-187-9538	MS24665-349	96906	PIN COTTER-TO ATTACH LINK 2-HANDLE ASSEMBLY TO ROD 1.....178 243,910,911	EA	3
65	5	PAOZZ	5315-00-839-2326	MS24665-281	96906	PIN COTTER-PARKING BRAKE LEVER LINK RETAINING, PART OF KIT 5703312 PART OF KIT P/N 5703312.....	EA	1
65	6	PAOZZ	3040-00-177-9293	8754274	19207	ROD PARKING BRAKE HANDLE ASSEMBLY TO PARKING BRAKE BAND..... 178,243,910,911	EA	1
65	7	PAOZZ	5315-00-510-4220	544190	21450	PIN STRAIGHT HEADED PARKING BRAKE LEVER ROD LOWER....178,243 910,911	EA	1
65	8	PAOZZ	2530-00-150-7834	10921897	19207	PLATE SPRING ANCHOR PARKING BRAKE.....178,243,910,911	EA	1
65	9	PAOZZ	5310-00-627-6128	MS35335-35	96906	WASHER LOCK-FOR 3-8 SCREW SIZE-PARKING BRAKE SPRING RETAINER 178,243,910,911	EA	1
65	10	PAOZZ	5305-00-269-3211	MS90725-60	96906	SCREW CAP HEXAGON HEAD 3-8 16UNC2AX11N-PARKING BRAKE SPRING PLATE ATTACHING.....178,243,910,911	EA	1
65	11	PAOZZ	5360-00-973-3187	10921895	19207	SPRING HELICAL PARK BRAKE RELEASE.....178,243,910,911	EA	1
65	12	PAOZZ	5365-00-417-2855	8754273	19207	SPACER SLEEVE PARKING BRAKE LINK.....178,243,910,911	EA	1
65	13	PAOZZ	5315-00-238-5663	7368813	19207	PIN CLEVIS PARKING BRAKE HANDLE LINKAGE.....178,243,910,911	EA	3
65	14	PAOZZ	5305-00-269-3210	MS90725-59	96906	SCREW CAP HEXAGON HEAD 3-8 16UNC2AX7-BIN-PARKING BRAKE LEVER ASSEMBLY ATTACHING, PART OF KIT 5703312..... PART OF KIT P/N 5703312.....	EA	2
65	15	PAOZZ	5310-00-637-9541	MS35338-46	96906	WASHER LOCK-FOR 3-8 SCREW SIZE-PARKING BRAKE LEVER ASSEMBLY ATTACHING, PART OF KIT 5703312 PART OF KIT P/N 5703312.....	EA	2
65	16	PAOZZ	2530-00-470-1525	11644833	19207	SHIELD DUST PARKING BRAKE USED WITH LEVER ASSY 11598960 ONLY (USED WITH LEVER 11598960 ONLY), PART OF KIT 5703312..... PART OF KIT P/N 5703312, 5702243.....	EA	1
65	17	PAOZZ	2530-00-463-3840	11598960	19207	HANDLE ASSEMBLY PART OF PARKING BRAKE KIT 5703312..... PART OF KIT P/N 5703312.....	EA	1
65	18	KFOZZ		11598973	19207	LINK PARKING BRAKE PART OF PARKING BRAKE KIT 5703312..... PART OF KIT P/N 5703312.....	EA	1
65	19	PAOZZ	5315-00-754-0848	MS35810-3	96906	PIN, CLEVIS REPAIR PART FOR PARKING BRAKE PARTS KIT, 5703312 PART OF KIT P/N 5703312.....	EA	1
65	5	PAOZZ	2530-00-832-6053	5703312	19207	PARTS KIT PARKING.....	EA	1
65	14					PIN	EA	1
65	15					SCREW	EA	2
65	16					WASHER	EA	2
65	17					SHIELD DUST	EA	1
65	18					HANDLE ASSEMBLY	EA	1
65	19					LINK PARKING BRAKE	EA	1
65	19					PIN, CLEVIS	EA	1



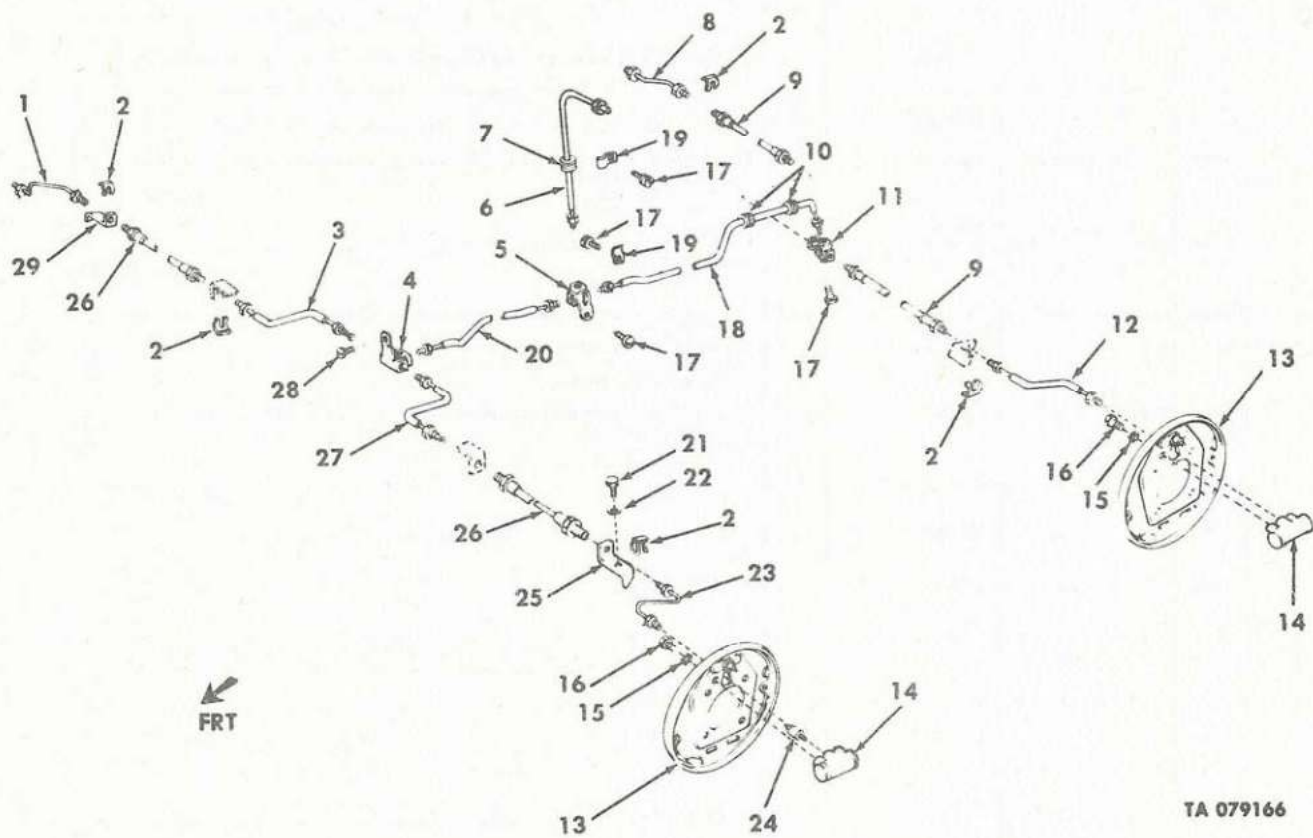
TA 078958

Figure 66. Brake Shoes and Drum.

SECTION II

TM9-2320-218-20P

SECTION		T T		TM9-2320-218-20P																																																																																																																																																																																																																																																																																																																																																																																																																																																																																																																																																																																																																																																																																																																																																																																																																																																																																																																																																																																																																																																																																																																																																																																																													
---------	--	-----	--	------------------	--	--	--	--	--	--	--	--	--	--	--	--	--	--	--	--	--	--	--	--	--	--	--	--	--	--	--	--	--	--	--	--	--	--	--	--	--	--	--	--	--	--	--	--	--	--	--	--	--	--	--	--	--	--	--	--	--	--	--	--	--	--	--	--	--	--	--	--	--	--	--	--	--	--	--	--	--	--	--	--	--	--	--	--	--	--	--	--	--	--	--	--	--	--	--	--	--	--	--	--	--	--	--	--	--	--	--	--	--	--	--	--	--	--	--	--	--	--	--	--	--	--	--	--	--	--	--	--	--	--	--	--	--	--	--	--	--	--	--	--	--	--	--	--	--	--	--	--	--	--	--	--	--	--	--	--	--	--	--	--	--	--	--	--	--	--	--	--	--	--	--	--	--	--	--	--	--	--	--	--	--	--	--	--	--	--	--	--	--	--	--	--	--	--	--	--	--	--	--	--	--	--	--	--	--	--	--	--	--	--	--	--	--	--	--	--	--	--	--	--	--	--	--	--	--	--	--	--	--	--	--	--	--	--	--	--	--	--	--	--	--	--	--	--	--	--	--	--	--	--	--	--	--	--	--	--	--	--	--	--	--	--	--	--	--	--	--	--	--	--	--	--	--	--	--	--	--	--	--	--	--	--	--	--	--	--	--	--	--	--	--	--	--	--	--	--	--	--	--	--	--	--	--	--	--	--	--	--	--	--	--	--	--	--	--	--	--	--	--	--	--	--	--	--	--	--	--	--	--	--	--	--	--	--	--	--	--	--	--	--	--	--	--	--	--	--	--	--	--	--	--	--	--	--	--	--	--	--	--	--	--	--	--	--	--	--	--	--	--	--	--	--	--	--	--	--	--	--	--	--	--	--	--	--	--	--	--	--	--	--	--	--	--	--	--	--	--	--	--	--	--	--	--	--	--	--	--	--	--	--	--	--	--	--	--	--	--	--	--	--	--	--	--	--	--	--	--	--	--	--	--	--	--	--	--	--	--	--	--	--	--	--	--	--	--	--	--	--	--	--	--	--	--	--	--	--	--	--	--	--	--	--	--	--	--	--	--	--	--	--	--	--	--	--	--	--	--	--	--	--	--	--	--	--	--	--	--	--	--	--	--	--	--	--	--	--	--	--	--	--	--	--	--	--	--	--	--	--	--	--	--	--	--	--	--	--	--	--	--	--	--	--	--	--	--	--	--	--	--	--	--	--	--	--	--	--	--	--	--	--	--	--	--	--	--	--	--	--	--	--	--	--	--	--	--	--	--	--	--	--	--	--	--	--	--	--	--	--	--	--	--	--	--	--	--	--	--	--	--	--	--	--	--	--	--	--	--	--	--	--	--	--	--	--	--	--	--	--	--	--	--	--	--	--	--	--	--	--	--	--	--	--	--	--	--	--	--	--	--	--	--	--	--	--	--	--	--	--	--	--	--	--	--	--	--	--	--	--	--	--	--	--	--	--	--	--	--	--	--	--	--	--	--	--	--	--	--	--	--	--	--	--	--	--	--	--	--	--	--	--	--	--	--	--	--	--	--	--	--	--	--	--	--	--	--	--	--	--	--	--	--	--	--	--	--	--	--	--	--	--	--	--	--	--	--	--	--	--	--	--	--	--	--	--	--	--	--	--	--	--	--	--	--	--	--	--	--	--	--	--	--	--	--	--	--	--	--	--	--	--	--	--	--	--	--	--	--	--	--	--	--	--	--	--	--	--	--	--	--	--	--	--	--	--	--	--	--	--	--	--	--	--	--	--	--	--	--	--	--	--	--	--	--	--	--	--	--	--	--	--	--	--	--	--	--	--	--	--	--	--	--	--	--	--	--	--	--	--	--	--	--	--	--	--	--	--	--	--	--	--	--	--	--	--	--	--	--	--	--	--	--	--	--	--	--	--	--	--	--	--	--	--	--	--	--	--	--	--	--	--	--	--	--	--	--	--	--	--	--	--	--	--	--	--	--	--	--	--	--	--	--	--	--	--	--	--	--	--	--	--	--	--	--	--	--	--	--	--	--	--	--	--	--	--	--	--	--	--	--	--	--	--	--	--	--	--	--	--	--	--	--	--	--	--	--	--	--	--	--	--	--	--	--	--	--	--	--	--	--	--	--	--	--	--	--	--	--	--	--	--	--	--	--	--	--	--	--	--	--	--	--	--	--	--	--	--	--	--	--	--	--	--	--	--	--	--	--	--	--	--	--	--	--	--	--	--	--	--	--	--	--	--	--	--	--	--	--	--	--	--	--	--	--	--	--	--	--	--	--	--	--	--	--	--	--	--	--	--	--	--	--	--	--	--	--	--	--	--	--	--	--	--	--	--	--	--	--	--	--	--	--	--	--	--	--	--	--	--	--	--	--	--	--	--	--	--	--	--	--	--	--	--	--	--	--	--	--	--	--	--	--	--	--	--	--	--	--	--	--	--	--	--	--	--	--	--	--	--	--	--	--	--	--	--	--	--	--	--	--	--	--	--	--	--	--	--	--	--	--	--	--	--	--	--	--	--	--	--	--	--	--	--	--	--	--	--	--	--	--	--	--	--	--	--	--	--	--	--	--	--	--	--	--	--	--	--	--	--	--	--	--	--	--	--	--	--	--	--	--	--	--	--	--	--	--	--	--	--	--	--	--	--	--	--	--



TA 079166

Figure 67. Brake Lines and Wheel Cylinders (M151, M151A1, M151A1C, and M718).

SECTION II

TM9-2320-218-20P

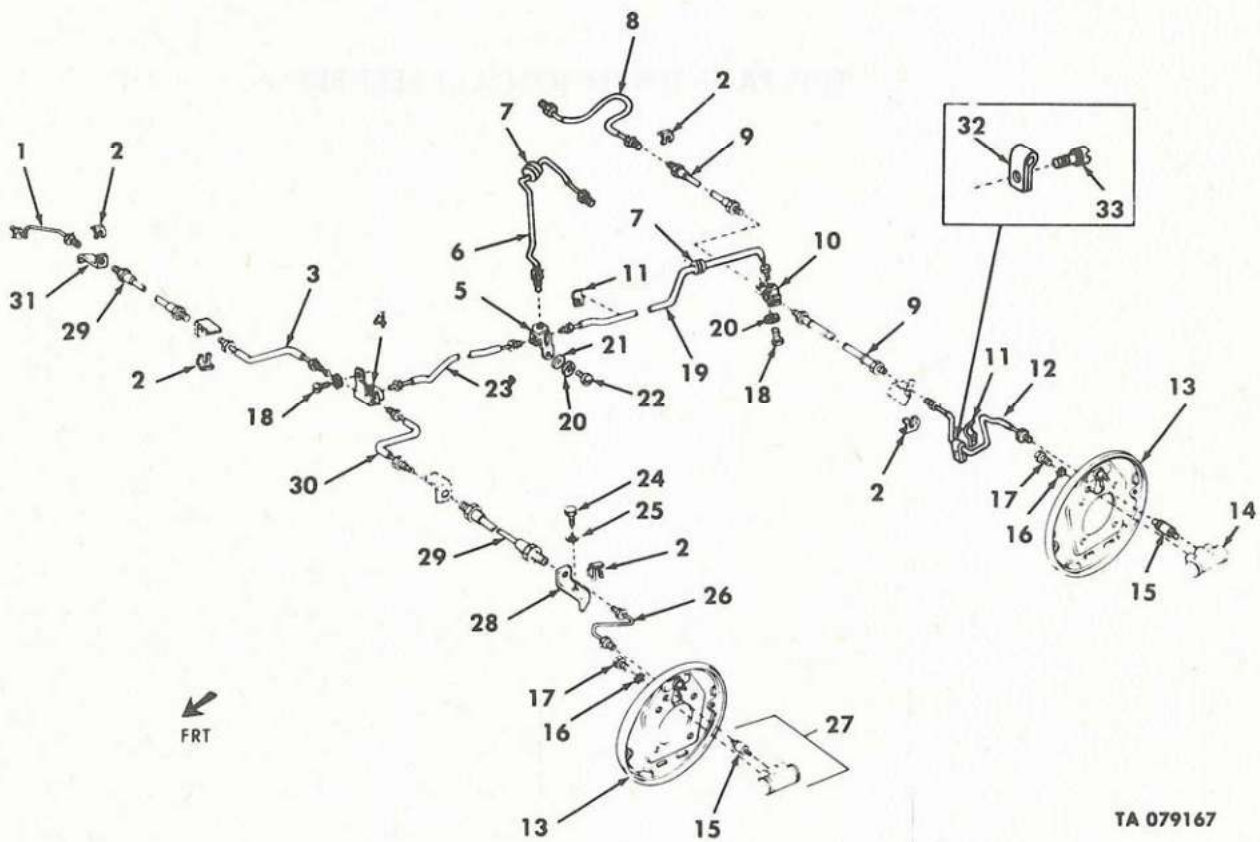
(1) ILLUSTRATION		(2) SMR CODE	(3) FEDERAL STOCK NUMBER	(4) PART NUMBER	(5) FSCM	(6) DESCRIPTION USABLE ON CODE	(7) U/M	(8) QTY INC IN UNIT
GROUP 1204 HYDRAULIC BRAKE SYSTEM								
67	1	MFO00		8712396	19207	TUBE ASSEMBLY METAL FRONT BRAKE RIGHT HAND OUTER(FABRICATE FROM) 2 INVERTED NUTS 4730002889390 AND 8 IN TUBE STEEL 4710002898165.....	EA	1
67	2	PAOZZ	2530-00-578-1753	7331407	19207	CLIP HAND BRAKE CAB BRAKE LINE.....	EA	6
67	3	MFO00		11630516	19207	TUBE ASSEMBLY FRONT BRAKE RIGHT HAND INNER(FABRICATE FROM) 2 NUTS 4730002889390, 19 IN TUBE FLEXIBLE 5975010108919 AND 21 IN TUBE STEEL 4710002898165.....	EA	1
67	4	XBOZZ		11630514	19207	JUNCTION FRONT BRAKE LINE.....	EA	1
67	5	PAOZZ	4730-00-678-1879	7345125	19207	CONNECTOR MULTIPLE INTERMEDIATE BRAKE TUBE PRESSURE.....	EA	1
67	6	MFOZZ		7345124	19207	TUBE ASSEMBLY METAL BRAKE MASTER CYLINDER OUTLET(FABRICATE FROM) 2 NUTS 4730002889390, 17 IN TUBE FLEXIBLE 5975010108919 AND 19 IN 4710002898165..... 178,243,910,911	EA	1
67	7	PAOZZ	5325-00-832-7445	11598976	19207	GROMMET PLASTIC MASTER CYLINDER OUTLET TUBE..... 178,243,910 911	EA	1
67	8	MFOZZ		7345139	19207	TUBE ASSEMBLY METAL REAR BRAKE RIGHT HAND, FABRICATE FROM 2 NUTS 4730002889390, 21 IN TUBE FLEXIBLE 5975010108919 AND 23 IN TUBE STEEL 4710002898165..... 178,243,910,911	EA	1
67	9	PAOZZ	2530-00-678-3102	8359976	19207	HOSE ASSEMBLY REAR BRAKE.....	EA	2
67	10	PAOZZ	5325-00-754-2240	MS35490-11	96906	GROMMET RUBBER-REAR INTERMEDIATE BRAKE TUBE..... 178,243,910 911	EA	2
67	11	PAOZZ	4730-00-678-1880	7345136	19207	CONNECTOR REAR BRAKE TUBE TUBE..... 178,243,910,911	EA	1
67	12	MFOZZ		7345138	19207	TUBE ASSEMBLY METAL REAR BRAKE LEFT HAND, FABRICATE FROM 2 NUTS 4730002889390 21 IN TUBE FLEXIBLE 5975010108919 AND 23 INCH TUBE STEEL 4710002898165..... 178,243,910,911	EA	1
67	13	PAOZZ	2530-00-135-8975	10885144	19207	PLATE ASSEMBLY, BRAKE BACKING.....	EA	4
67	14	XDOZZ		11669158	19207	CYLINDER ASSY WHEEL WHEEL CYLINDERS.....	EA	1
67	15	PAOZZ	5310-00-209-0786	MS35335-33	96906	WASHER LOCK-FOR 1-4 SCREW SIZE-WHEEL CYLINDER ATTACHING-LH FRONT AND REAR..... 178,243,910,911	EA	2
67	16	PAOZZ	5305-00-068-7837	MS90728-5	96906	SCREW CAP HEXAGON HEAD 1-4 20UNC2AX5-8IN-WHEEL CYLINDER ATTACHING-LH FRONT AND REAR.....	EA	8
67	17	PAOZZ	5305-00-042-4635	424635	21450	SCREW ASSEMBLED BRAKE TUBE CONNECTOR MOUNTING..... 178,243,910 911	EA	4
67	18	MFOZZ		10939513	19207	TUBE ASSEMBLY METAL REAR BRAKE INTERMEDIATE(FABRICATE FROM) 2 NUTS 473002889390 44 IN TUBE FLEXIBLE 5975010108919 AND 46 IN TUBE STEEL 4710002898165..... 178,243,910,911	EA	1
67	19	PAOZZ	5340-00-421-7289	8754269	19207	CLIP ASSEMBLY BRAKE LINE.....	EA	2
67	20	MFOZZ		11630485	19207	TUBE ASSEMBLY METAL FRONT BRAKE INTERMEDIATE, FABRICATE FROM 2 NUTS 473000288939025 IN TUBE FLEXIBLE 5975010108919 AND 27 IN TUBE STEEL 4710002898165..... 178,243,910,911	EA	1
67	21	PAOZZ	5305-00-267-8973	MS90726-4	96906	SCREW CAP HEXAGON HEAD 1-4 28UNF2AX9-16IN-BRAKE HOSE BRACKET-FRONT LH.....	EA	1
67	22	PAOZZ	5310-00-582-5965	MS35338-44	96906	WASHER LOCK-FOR 1-4 SCREW SIZE-BRAKE HOSE BRACKET SCREW-FRONT LH.....	EA	2
67	23	MFOZZ		8712395	19207	TUBE ASSEMBLY FRONT BRAKE LEFT HAND OUTER, FABRICATE FROM 2 NUTS 4730002889390 8 IN TUBE 4710002898165.....	EA	1
67	24	PAOZZ	2530-00-769-7462	7697462	19207	VALVE HYDRAULIC WHEEL CYLINDER BLEEDER.....	EA	4
67	25	XBOZZ		8712393	19207	BRACKET BRAKE HOSE LEFT.....	EA	1
67	26	PAOZZ	4720-00-578-3101	7059147	19207	HOSE ASSEMBLY FRONT BRAKE.....	EA	2

SECTION II

TM9-2320-218-20P

(1) ILLUSTRATION		(2)	(3)	(4)	(5)	(6)	(7)	(8)
(a) FIG NO.	(b) ITEM NO.	SMR CODE	FEDERAL STOCK NUMBER	PART NUMBER	FSCM	DESCRIPTION	U/M	QTY INC IN UNIT
						USABLE ON CODE		
67	27	MFOZZ		11630515	19207	TUBE ASSEMBLY FRONT BRAKE LEFT HAND INNER, FABRICATE FROM 2 NUTS 4730002889390 4 IN TUBE FLEXIBLE 5975010108919 AND 6 IN TUBE STEEL 4710002898165.....	EA	1
67	28	PAOZZ	5305-00-042-4633	424633	21450	SCREW AND WASHER FRONT BRAKE LINE BRACKET ASSY ATTACHING....	EA	1
67	29	XBOZZ		8712394	19207	BRACKET BRAKE HOSE FRONT RIGHT..... 178,243,910,911	EA	1

THIS PAGE INTENTIONALLY LEFT BLANK



TA 079167

Figure 68. Brake Lines and Wheel Cylinders (M151A2, M825, and M718A1).

SECTION II

TH9-2320-218-20P

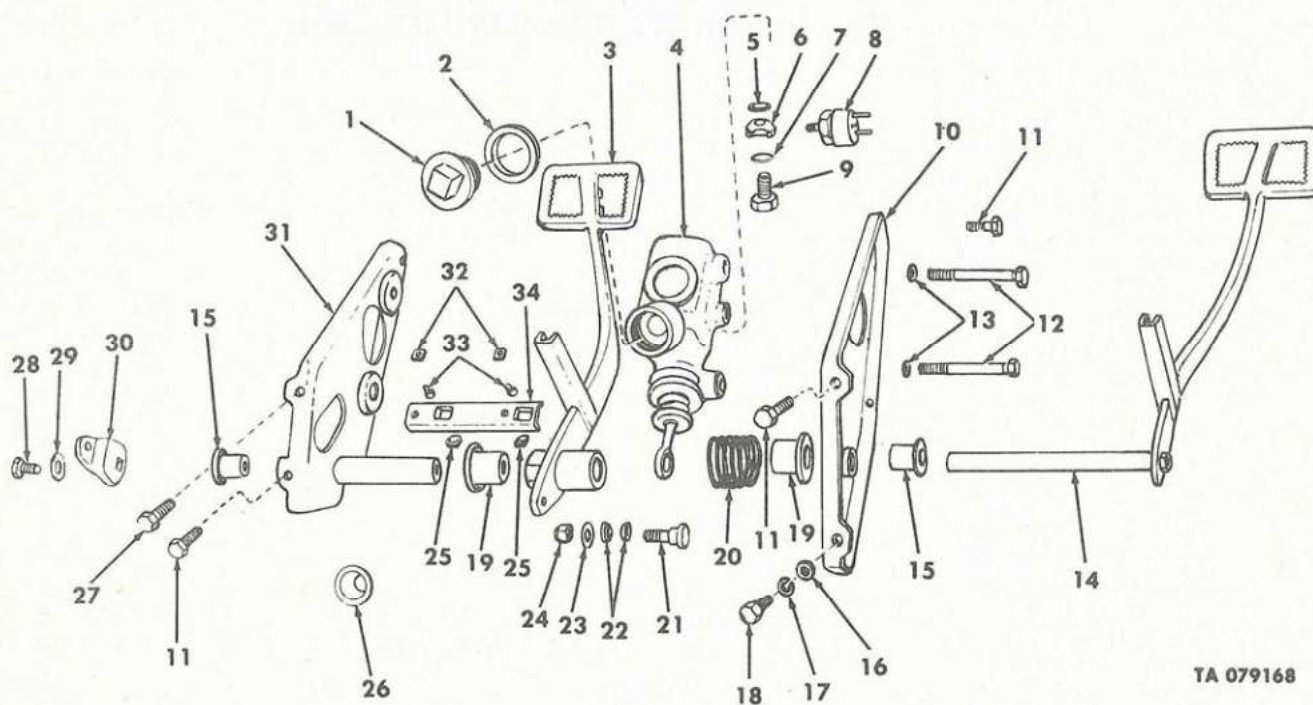
(1) ILLUSTRATION		(2) SMR CODE	(3) FEDERAL STOCK NUMBER	(4) PART NUMBER	(5) FSCM	(6) DESCRIPTION USABLE ON CODE	(7) U/M	(8) QTY INC. IN UNIT
(a) FIG NO.	(b) ITEM NO.							
GROUP 1204 CONTINUED								
68	1	MFOZZ		8712396	19207	TUBE ASSEMBLY FRONT BRAKE RIGHT HAND OUTER, FABRICATE FROM 2 NUTS 4730002889390, 8 IN STEEL TUBE 4710002898165.....	EA	1
68	2	PAOZZ	2530-00-578-1753	7331407	19207	CLIP HAND BRAKE CAB BRAKE LINE.....	EA	6
68	3	MFOZZ		11630516	19207	TUBE ASSEMBLY BRAKE FRONT RIGHT HAND INNER, FABRICATE FROM, 2 NUTS 4730002889390, 19 IN TUBE FLEXIBLE 5975010108919 AND 21 IN TUBE STEEL 4710002898165.....	EA	1
68	4	PAOZZ	4730-00-176-9488	11639778	19207	FITTING AND BRACKET FRONT BRAKE LINE.....B30,B31,B32	EA	1
68	5	PAOZZ	4730-00-578-1879	7345125	19207	CONNECTOR MULTIPLE INTERMEDIATE BRAKE TUBE.....B30,B31,B32	EA	1
68	6	MFOZZ		11644909	19207	TUBE ASSEMBLY METAL MASTER CYLINDER, FABRICATE FROM, 2 NUTS 473002889390, 27 IN FLEXIBLE TUBING 5975010108919, AND 29 IN STEEL TUBE 4710002898165.....B30,B31,B32	EA	1
68	7	PAOZZ	5325-00-184-9446	MS35489-10	96906	GROMMET RUBBER-BRAKE LINE-REAR INTERMEDIATE TUBE AND MASTER CYLINDER TUBE.....B30,B31,B32	EA	2
68	8	MFOZZ		11639770-2	19207	TUBE ASSEMBLY METAL REAR BRAKE RIGHT HAND, FABRICATE FROM, 2 NUTS 4730002889390 34 IN FLEXIBLE TUBE, 5975010108919, 56 IN STEEL TUBE 4710002898165.....B30,B31,B32	EA	1
68	9	PAOZZ	2530-00-578-3102	8359976	19207	HOSE ASSEMBLY REAR BRAKE.....	EA	2
68	10	PAOZZ	2530-00-176-9486	11639776	19207	FITTING AND BRACKET REAR BRAKE LINES.....B30,B31,B32	EA	1
68	11	PAOZZ	5340-00-182-9615	MS51928-3	96906	CLIP SPRING TENSION-BRAKE LINE RETAINING.....B30,B31,B32	EA	3
68	12	MFOZZ		11639770-1	19207	TUBE ASSEMBLY METAL REAR BRAKE LEFT HAND, FABRICATE FROM, 2 NUTS 4730002889390, 27 IN FLEXIBLE TUBE 5975010108919, AND 29 IN STEEL TUBE 4710002898165.....B30,B31,B32	EA	1
68	13	PAOZZ	2530-00-135-8975	10885144	19207	PLATE ASSEMBLY, BRAKE BACKING.....	EA	4
68	14	XDOZZ		11669150	19207	CYLINDER ASSEMBLY HYDRAULIC BRAKE, REAR WHEEL.....B30,B31,B32	EA	2
68	15	PAOZZ	2530-00-769-7462	7697462	19207	VALVE, HYDRAULIC WHEEL CYLINDER.....B30,B31,B32	EA	4
68	16	PAOZZ	5310-00-209-0780	MS35335-33	96906	WASHER LOCK-FOR 1-4 SCREW SIZE-WHEEL CYLINDER ATTACHING-LH FRONT.....	EA	2
68	17	PAOZZ	5305-00-068-7637	MS90728-5	96906	SCREW CAP HEXAGON HEAD 1-4 20UNC2AX5-8IN-WHEEL CYLINDER ATTACHING-LH FRONT.....	EA	2
68	18	PAOZZ	5305-00-068-0501	MS90725-5	96906	SCREW CAP HEXAGON JUNCTION BLOCK ATTACHING 1-4 20 UNC-2A 5-8 IN. LG.....B30,B31,B32	EA	1
68	19	MFOZZ		11644878	19207	TUBE ASSEMBLY METAL BRAKE REAR INTERMEDIATE, FABRICATE FROM, 2 NUTS 4730002889390, 54 IN FLEXIBLE TUBE, 5975010108919, AND 56 IN STEEL TUBE 4710002898165.....B30,B31,B32	EA	1
68	20	PAOZZ	5310-00-821-6269	MS35334-19	96906	WASHER, LOCK INTERNAL TOOTH 1/4 IN NOMINAL SIZE CONNECTOR RETAINING.....B30,B31,B32	EA	1
68	21	PAOZZ	5310-00-809-4058	MS27183-10	96906	WASHER FLAT-FOR 1-4 SCREW SIZE-CONNECTOR RETAINING-BRAKE LINE.....B30,B31,B32	EA	1
68	22	PAOZZ	5305-00-068-0505	MS90726-5	96906	SCREW CAP HEXAGON HEAD 1-4 28UNF2AX5-8IN-CONNECTOR RETAINING-BRAKELINE.....B30,B31,B32	EA	1
68	23	MFOZZ		11644884	19207	TUBE ASSEMBLY BRAKE FRONT INTERMEDIATE, FABRICATE FROM, 2 NUTS 4730002889390 21 IN FLEXIBLE TUBE 5975010108919 AND 23 IN STEEL TUBE 4710002898165.....B30,B31,B32	EA	1
68	24	PAOZZ	5305-00-267-8973	MS90726-4	96906	SCREW CAP HEXAGON HEAD 1-4 28UNF2AX9-16IN-BRAKE HOSE BRACKET-FRONT LH.....	EA	1
68	25	PAOZZ	5310-00-582-5965	MS35338-44	96906	WASHER LOCK-FOR 1-4 SCREW SIZE-BRAKE HOSE BRACKET SCREW-FRONT LH.....	EA	2
68	26	MFOZZ		8712395	19207	TUBE ASSEMBLY METAL FRONT BRAKE LEFT HAND OUTER, FABRICATE FROM 2 NUTS 4730002889390 AND 8 IN STEEL TUBE 4710002898165... B30,B31,B32	EA	1
68	27	XDOZZ		11669159	19207	CYLINDER ASSY, WHEEL WHEEL CYLINDERS.....B30,B31,B32	EA	1

SECTION II

TM9-2320-218-20P

(1) ILLUSTRATION		(2)	(3)	(4)	(5)	(6)	(7)	(8)
(a) FIG NO.	(b) ITEM NO.	SMR CODE	FEDERAL STOCK NUMBER	PART NUMBER	FSCM	DESCRIPTION USABLE ON CODE	U/M	QTY INC IN UNIT
68	28	XBOZZ		8712393	19207	BRACKET BRAKE HOSE LEFT.....	EA	1
68	29	PAOZZ	4720-00-678-3101	7059147	19207	HOSE ASSEMBLY FRONT BRAKE.....	EA	2
68	30	MFOZZ		11630515	19207	TUBE ASSEMBLY METAL FRONT BRAKE LEFT HAND INNER, FABRICATE FROM 2 NUTS 4730002889390, 4 IN FLEXIBLE TUBE 5975010108919 AND 6 IN STEEL TUBE 4710002898165.....	EA	1
68	31	XBOZZ		8712394	19207	BRACKET BRAKE HOSE FRONT RIGHT.....	EA	1
68	32	PAOZZ	5340-00-282-7544	MS21333-35	96906	CLAMP LOOP-TO ATTACH REAR BRAKE TUBES.....B30,B31,B32	EA	2
68	33	PAOZZ	5305-00-042-3477	423477	21450	SCREW ASSEMBLED BRAKE LINE CLAMP ATTACHING.....B30,B31,B32	EA	2

THIS PAGE INTENTIONALLY LEFT BLANK



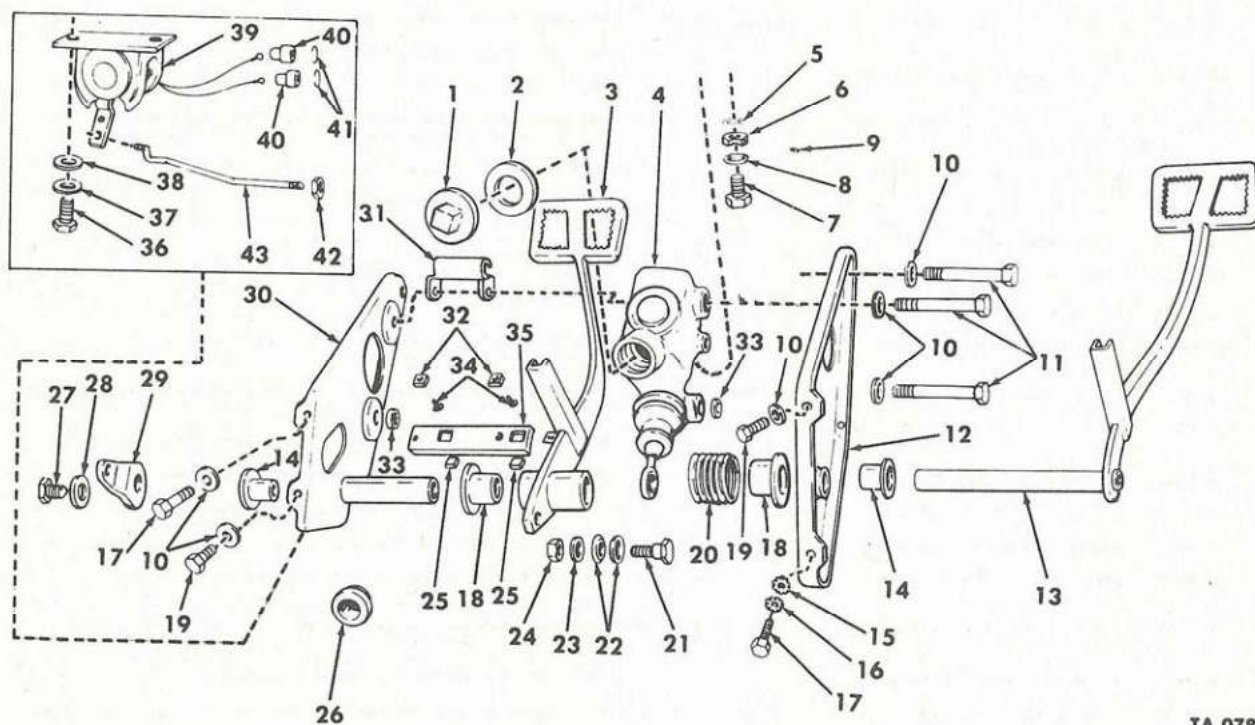
TA 079168

Figure 69. Master Cylinder and Brake Pedal (M151, M151A1, M151A1C, and M718).

SECTION II

TM9-2320-218-20P

(1) ILLUSTRATION		(2) SMR CODE	(3) FEDERAL STOCK NUMBER	(4) PART NUMBER	(5) FSCM	(6) DESCRIPTION USABLE ON CODE	(7) U/M	(8) QTY ING IN UNIT
(a) FIG NO.	(b) ITEM NO.							
GROUP 1204 CONTINUED								
69	1	PAOZZ	2530-00-352-4270	5167888	19207	PLUG FILLER FILL BRAKE MASTER CYLINDER.....	EA	1
69	2	PAOZZ	5365-00-737-3354	7373354	19207	GASKET MASTER CYLINDER FILL.....	EA	1
69	3	PAOZZ	2530-00-150-7847	10885504	19207	PEDAL BRAKE BRAKE HYDRAULIC.....178,243,910,911	EA	1
69	4	PAOFZ	2530-00-678-3077	7035410	19207	CYLINDER ASSEMBLY MASTER BRAKE.....	EA	1
69	5	PAOZZ	5310-00-275-6635	5214539	19207	WASHER FLAT BRAKE MASTER CYLINDER.....	EA	1
69	6	PAOZZ	4730-00-678-1878	8754571	19207	CONNECTOR MULTIPLE BRAKE MASTER CYLINDER OUTLET.....	EA	1
69	7	PAOZZ	5310-00-777-0223	5160323	19207	WASHER FLAT BRAKE MASTER CYLINDER OUTLET.....178,243,910,911	EA	1
69	8	PAOZZ	5930-00-755-0761	7064588	19207	SWITCH PRESSUPE BRAKE LIGHT.....178,243,910,911	EA	1
69	9	PAOZZ	4730-00-516-7419	5167419	19207	BOLT FLUID PASSAGE BRAKE MASTER CYLINDER OUTLET FITTING.....	EA	1
69	10	XBOZZ		10885511	19207	SUPPORT BRAKE AND CLUTCH PEDAL LEFT HAND.....	EA	1
69	11	PAOZZ	5305-01-332-6446	425639	21450	SCREW, ASSEMBLED BRAKE AND CLUTCH PEDAL.....178,243,910,911	EA	4
69	12	PAOZZ	5305-00-269-2813	MS90726-69	96906	SCREW CAP HEXAGON HEAD 3-8 24UNF2AX2 3-4IN-TO ATTACH MASTER CYLINDER.....178,243,910,911	EA	2
69	13	PAOZZ	5310-00-595-7237	MS35333-42	96906	WASHER LOCK-FOR 3-8 SCREW SIZE-BRAKE MASTER CYLINDER.....178,243,910,911	EA	2
69	14	PAOZZ	2530-00-177-7977	10885508	19207	PEDAL CLUTCH CLUTCH AND BRAKE PEDAL AND BRACKET ASSEMBLY.....	EA	1
69	15	PAOZZ	3120-00-182-8471	10885517	19207	BEARING SLEEVE CLUTCH SHAFT.....	EA	2
69	16	PAOZZ	5310-00-889-2527	MS45904-72	96906	WASHER LOCK-FOR 5-16 SCREW SIZE-BRAKE AND CLUTCH PEDAL ASSEMBLY ATTACHING.....	EA	1
69	17	PAOZZ	5310-00-514-6674	MS35335-34	96906	WASHER LOCK-FOR 5-16 SCREW SIZE-BRAKE AND CLUTCH PEDAL ASSEMBLY ATTACHING.....178,243,910,911	EA	1
69	18	PAOZZ	5306-00-225-9093	MS90726-38	96906	BOLT MACHINE 5-16 24UNF2AX1 1-2IN-BRAKE AND CLUTCH PEDAL ASSEMBLY ATTACHING.....178,243,910,911	EA	1
69	19	PAOZZ	3120-00-480-2608	7324397	19207	BUSHING, SLEEVE BRAKE PEDAL AND BRACKET ASSEMBLY.....	EA	2
69	20	PAOZZ	5360-00-578-1306	8754523	19207	SPRING, HELICAL BRAKE PEDAL RETRACTING, (SEE GROUP 1206).....	EA	1
69	21	PAOZZ	5306-00-256-5540	8705443	19207	BOLT ECCENTRIC HEAD ECCENTRIC LINK ROD BRAKE AND CLUTCH.....	EA	1
69	22	PAOZZ	2530-00-177-7959	7017616	19207	BUSHING MASTER CYLINDER LINK ROD.....	EA	2
69	23	PAOZZ	5310-00-809-6004	MS2718314	96906	WASHER, FLAT FOR 3/8 IN SCREW SIZE MASTER CYLINDER TO BRAKE PEDAL.....	EA	1
69	24	PAOZZ	5310-00-959-1488	MS51922-21	96906	NUT SELF LOCKING HEXAGON 3-8 24UNF2B-MASTER CYLINDER TO BRAKE PEDAL.....	EA	1
69	25	PAOZZ	5340-00-578-1431	8754527	19207	BUMPER, RUBBER BRAKE PEDAL, (SEE GROUP 1206 FOR PEDAL BUMPER AND GROUP 0202 FOR CLUTCH PEDAL BUMPER).....	EA	2
69	26	PAOZZ	2530-00-678-1301	8754072	19207	BOOT DUST AND BRAKE MASTER CYLINDER FILLER NECK.....	EA	1
69	27	PAOZZ	5305-00-042-5592	425592	24617	SCREW BRAKE AND CLUTCH PEDAL SUPPORT ATTACHING.....178,243,910,911	EA	1
69	28	PAOZZ	5306-00-151-5746	10885518	19207	BOLT SELF LOCKING BRAKE AND CLUTCH PEDAL.....	EA	1
69	29	PAOZZ	5310-00-809-4085	MS27183-16	96906	WASHER FLAT-FOR 7-16 SCREW SIZE-CLUTCH PEDAL ATTACHING.....	EA	1
69	30	PAOZZ	2540-00-177-7781	10885510	19207	LEVER CLUTCH PEDAL CLUTCH CROSS SHAFT.....	EA	1
69	31	XBOZZ		10885503	19207	SUPPORT BRAKE AND CLUTCH PEDAL RIGHT HAND.....178,243,910,911	EA	1
69	32	PAOZZ	5310-00-934-9751	MS35650-302	96906	NUT PLAIN HEXAGON 10 32UNF2B-T3 ATTACH BUMPER BRACKET.....	EA	2
69	33	PAOZZ	5306-00-042-5623	425623	21450	SCREW AND WASHER BRAKE, CLUTCH PEDAL SUPPORT.....	EA	2
69	34	PAOZZ	2520-00-125-8731	8754526	19207	BRACKET BUMPER BRAKE AND CLUTCH PEDAL BUMPER.....	EA	1



TA 078962

Figure 70. Master Cylinder and Brake Pedal (M151A2, M825, and M718A1).

SECTION II

TM9-2320-218-20P

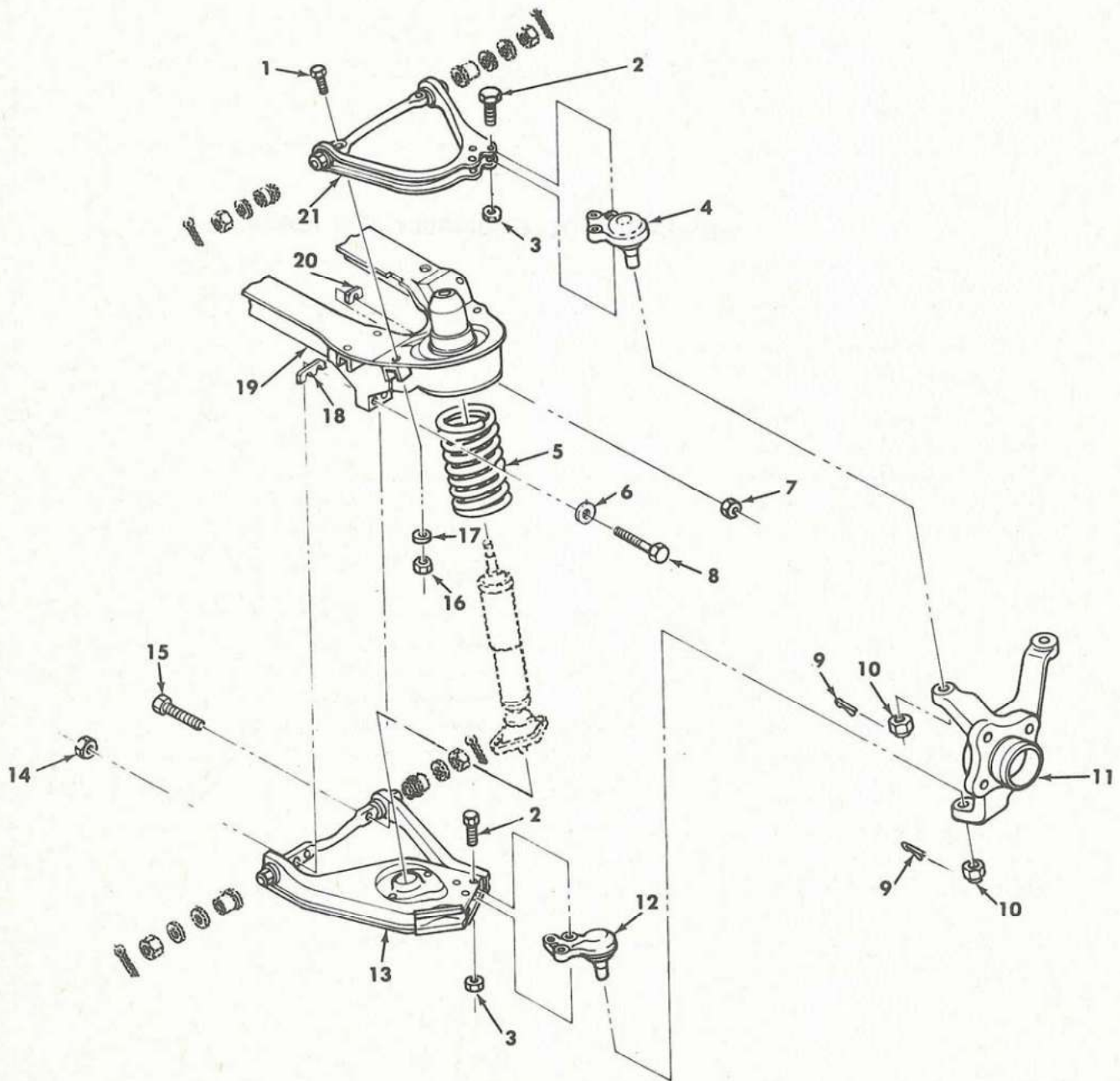
(1) ILLUSTRATION		(2) SMR CODE	(3) FEDERAL STOCK NUMBER	(4) PART NUMBER	(5) FSCM	(6) DESCRIPTION USABLE ON CODE	(7) U/M	(8) QTY INC IN UNIT
GROUP 1204 CONTINUED								
70	1	PAQZZ	2530-00-352-9270	5167888	19207	PLUG ASSEMBLY FILLER, BRAKE MASTER CYLINDER.....	EA	1
70	2	PAQZZ	5365-00-737-3354	7373354	19207	SPACER RING MASTER CYLINDER FILL.....	EA	1
70	3	XBOZZ		11660414	19207	PEDAL ASSEMBLY BRAKE.....B30, B31, B32	EA	1
70	4	PAQZZ	2530-00-678-3077	7035410	19207	CYLINDER ASSEMBLY MASTER BRAKE.....B30, B31, B32	EA	1
70	5	PAQZZ	5310-00-275-6635	5214539	19207	WASHER FLAT BRAKE MASTER CYLINDER.....	EA	1
70	6	PAQZZ	4730-00-678-1878	8754571	19207	CONNECTOR MULTIPLE BRAKE MASTER CYLINDER OUTLET.....	EA	1
70	7	PAQZZ	4730-00-516-7419	5167419	19207	BOLT FLUID PASSAGE BRAKE MASTER CYLINDER OUTLET FITTING.....	EA	1
70	8	PAQZZ	5310-00-777-0223	5160323	19207	WASHER FLAT BRAKE MASTER CYLINDER OUTLET.....	EA	1
70	9	PAQZZ	4730-00-421-9087	MS49005-2	96906	PLUG PIPE-HEXAGON RECESS 1-8 27NPTF-BRAKE MASTER CYLINDER OUTLET LINE CONNECTOR.....B30, B31, B32	EA	1
70	10	PAQZZ	5310-00-167-0721	MS35333-41	96906	WASHER LOCK-FOR 5-16 SCREW SIZE-TO ATTACH PEDAL SUPPORT..... B30, B31, B32	EA	6
70	11	PAQZZ	5306-00-225-8509	MS90725-45	96906	BOLT MACHINE 5-16 18UNC2AX3 1-4IN-TO ATTACH MASTER CYLINDER. B30, B31, B32	EA	3
70	12	XBOZZ	5975-01-010-8919	11639791	19207	SUPPORT ASSEMBLY PEDAL LEFT.....B30, B31, B32	EA	1
70	13	PAQZZ	2530-00-177-7977	10885508	19207	PEDAL CLUTCH CLUTCH AND BRAKE PEDAL AND BRACKET ASSEMBLY....	EA	1
70	14	PAQZZ	3120-00-182-8471	10885517	19205	BEARING SLEEVE CLUTCH SHAFT.....	EA	2
70	15	PAQZZ	5310-00-889-2527	MS45904-72	96906	WASHER LOCK-FOR 5-16 SCREW SIZE-TO ATTACH PEDAL SUPPORT.....	EA	1
70	16	PAQZZ	5310-00-914-6674	MS35335-34	96906	WASHER LOCK-FOR 5-16 SCREW SIZE-TO ATTACH PEDAL SUPPORT.....	EA	1
70	17	PAQZZ	5306-00-225-8502	MS90725-38	96906	BOLT MACHINE 5-16 18UNC2AX1 1-2IN-TO ATTACH PEDAL SUPPORT... B30, B31, B32	EA	2
70	18	PAQZZ	3120-00-480-2608	7324397	19207	BUSHING, SLEEVE BRAKE PEDAL.....	EA	2
70	19	PAQZZ	5306-00-225-8496	MS90725-31	96906	BOLT MACHINE 5-16 18UNC2AX5-8IN-TO ATTACH PEDAL SUPPORT..... B30, B31, B32	EA	2
70	20	PAQZZ	5360-00-678-1306	8754523	19207	SPRING, HELICAL BRAKE PEDAL RETRACTING, (SEE GROUP 1206).....	EA	1
70	21	PAQZZ	5306-00-256-5540	8705443	19207	BOLT ECCENTRIC HEAD ECCENTRIC LINK ROD BRAKE AND CLUTCH.....	EA	1
70	22	PAQZZ	2530-00-177-7959	7017616	19207	BUSHING MASTER CYLINDER LINK ROD.....	EA	2
70	23	PAQZZ	5310-00-080-6004	MS27183-14	96906	WASHER FLAT-FOR 3-8 SCREW SIZE-MASTER CYLINDER TO BRAKE PEDAL.....	EA	1
70	24	PAQZZ	5310-00-959-1488	MS51922-21	96906	NUT SELF LOCKING HEXAGON 3-8 24UNF2B-MASTER CYLINDER TO BRAKE PEDAL.....	EA	1
70	25	PAQZZ	5340-00-678-1431	8754527	19207	BUMPER, RUBBER BRAKE PEDAL (SEE GROUPS 1206 AND 0202).....	EA	2
70	26	PAQZZ	2530-00-678-1301	8754072	19207	BOOT DUST AND BRAKE MASTER CYLINDER FILLER NECK.....	EA	1
70	27	PAQZZ	5306-00-151-5746	10885518	19207	BOLT SELF LOCKING BRAKE AND CLUTCH PEDAL.....B30, B31, B32	EA	1
70	28	PAQZZ	5310-00-809-4085	MS27183-16	96906	WASHER, FLAT 7-16 SCREW SIZE, CLUTCH PEDAL ATTACHING.....	EA	1
70	29	PAQZZ	2540-00-177-7781	10885510	19207	LEVER CLUTCH PEDAL CLUTCH CROSS SHAFT.....	EA	1
70	30	XAOZZ		11639795	19207	SUPPORT ASSEMBLY BRAKE AND CLUTCH RIGHT HAND.....B30, B31, B32	EA	1
70	31	XBOZZ		11660426	19207	BRACKET MASTER CYLINDER.....B30, B31, B32	EA	1
70	32	PAQZZ	5310-00-934-9751	MS35650-302	96906	NUT PLAIN HEXAGON 10 32UNF2B-TO ATTACH BUMPER BRACKET.....	EA	2
70	33	PAQZZ	5310-00-685-3194	MS35334-23	96906	WASHER LOCK-FOR 5-16 SCREW SIZE-MASTER CYLINDER.....B30, B31 B32	EA	2
70	34	PAQZZ	5306-00-042-5623	425623	21450	SCREW ASSEMBLED BRAKE PEDAL AND BRACKET ASSEMBLY.....	EA	2
70	35	PAQZZ	2520-00-125-8731	8754526	19207	BRACKET, BRAKE AND CLUTCH PEDAL BUMPER.....	EA	1

SECTION II

TM9-2320-218-20P

(1) ILLUSTRATION		(2)	(3)	(4)	(5)	(6)	(7)	(8)
(a) FIG NO.	(b) ITEM NO.	SMR CODE	FEDERAL STOCK NUMBER	PART NUMBER	FSCM	DESCRIPTION	U/M	QTY INC IN UNIT
						USABLE ON CODE		
70	36	PAOZZ	5305-00-068-0501	MS90725-5	96906	SCREW CAP HEXAGON HEAD 1-4 20UNC2AX5-8IN-TO ATTACH STOPLIGHT SWITCH.....830,831,832	EA	2
70	37	PAOZZ	5310-00-550-1130	MS35333-40	96906	WASHER LOCK-FOR 1-4 SCREW SIZE-TO ATTACH STOPLIGHT SWITCH... 830,831,832	EA	2
70	38	PAOZZ	5310-00-809-4058	MS27183-10	96906	WASHER FLAT-FOR 1-4 SCREW SIZE-TO ATTACH STOPLIGHT SWITCH... 830,831,832	EA	2
70	39	PAOZZ	5930-00-207-9422	11663279	19207	SWITCH ASSEMBLY STOPLIGHT MECHANICALLY ACTUATED.....830,831 832	EA	1
70	40	PAOZZ	5935-00-572-9180	8338566	19207	SHELL,SHIFLD SINGLE,FEMALE,STOPLIGHT SWITCH.....830,831,832	EA	2
70	41	PAOZZ	5310-00-833-8567	8338567	19207	WASHER,SLOTTED STOPLIGHT SWITCH.....830,831,832	EA	2
70	42	PAOZZ	5310-00-877-5797	MS21044N3	96906	NUT SELF LOCKING HEXAGON 10 32UNF3B-STOPLIGHT SWITCH ROD.... 830,831,832	EA	1
70	43	XDOZZ		11660528	19207	ROD STOPLIGHT SWITCH.....830,831,832	EA	1

THIS PAGE INTENTIONALLY LEFT BLANK



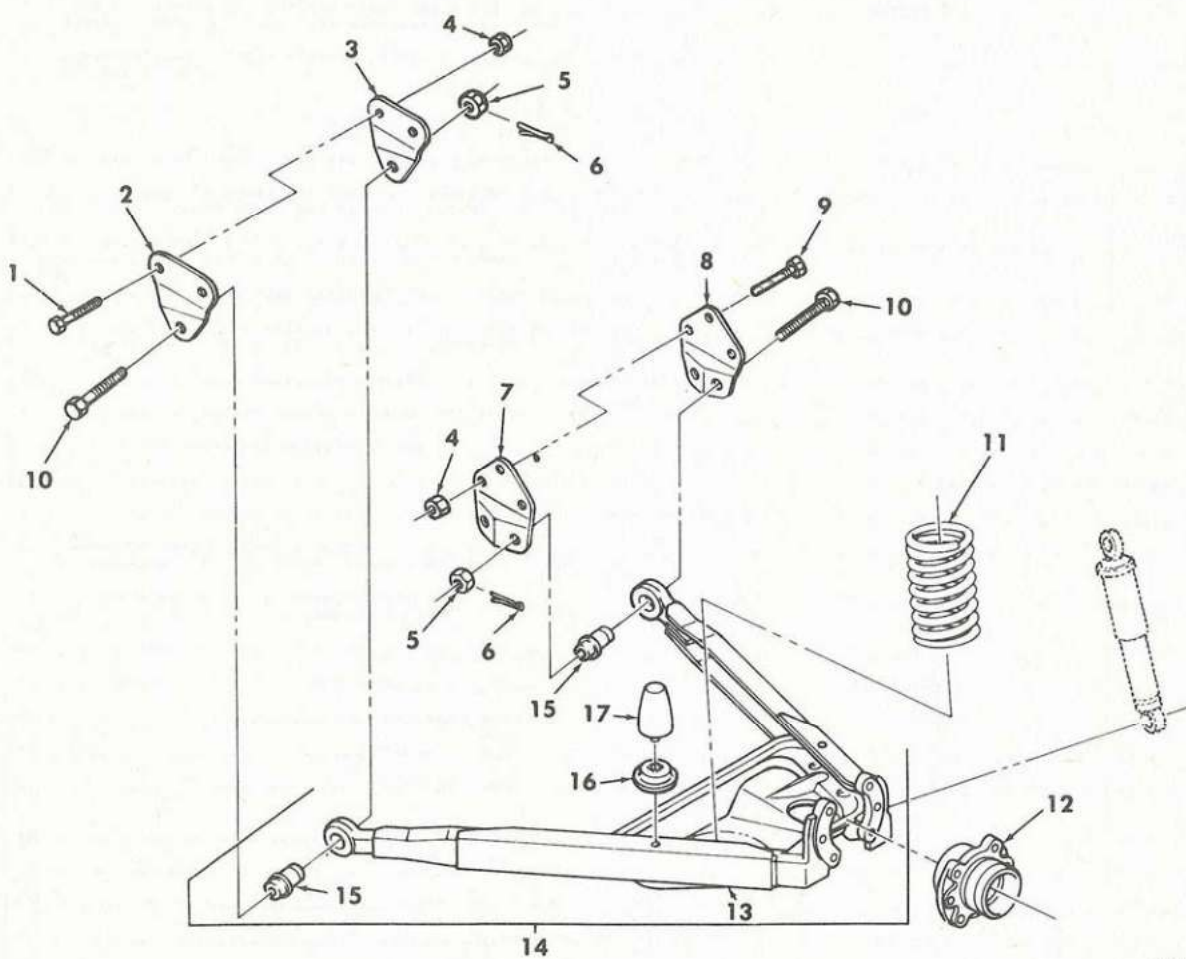
TA 078963

Figure 71. Front Suspension.

SECTION II

TM9-2320-218-20P

(1) ILLUSTRATION		(2) SMR CODE	(3) FEDERAL STOCK NUMBER	(4) PART NUMBER	(5) FSCM	(6) DESCRIPTION USABLE ON CODE	(7) U/M	(8) QTY INC IN UNIT
(a) FIG NO.	(b) ITEM NO.							
GROUP 1301 SUSPENSION SYSTEM								
71	1	PAOZZ	5306-00-332-0190	8754891	19207	BOLT MACHINE CROSSMEMBER TO UPPER ARM ATTACHING LEFT AND RIGHT HAND.....	EA	4
71	2	PAOZZ	5305-00-269-3242	MS90727-66	96906	SCREW CAP HEXAGON HEAD 3-8 24UNF2AX2IN-LOWER AND UPPER SOCKET RETAINING.....	EA	12
71	3	PAOZZ	5310-00-982-4908	MS21045-6	96906	NUT SELF LOCKING LOWER AND UPPER BRACKET RETAINING, 3-8 24 UNF-38.....178,243,910,911	EA	12
71	4	PAOZZ	2530-00-176-3343	11640670	19207	BALL JOINT BALL JOINT UPPER SUSPENSION FRONT ARM, LH AND RH.. 178,243,910,911	EA	2
71	5	PAOZZ	2510-00-678-3007	8754263		SPRING, FRONT SUSPENSION.....		
71	6	PAOZZ	5310-00-753-4160	7046648	19207	WASHER FLAT FRONT SUSPENSION LOWER LEFT AND LOWER RIGHT.....	EA	4
71	7	PAOZZ	5310-00-176-6612	MS51988-12	96906	NUT SELF LOCKING FLANGED 1-2 20UNF-TO ATTACH ARM AND SHAFT ASSEMBLY-FRONT SUSPENSION LOWER LH AND LOWER RH.....	EA	2
71	8	PAOZZ	5305-00-709-8340	MS90727-99	96906	SCREW CAP HEXAGON HEAD 7-16 20UNF2AX4IN-TO ATTACH ARM AND SHAFT ASSEMBLY-FRONT SUSPENSION LOWER LH AND LOWER RH.....	EA	4
71	9	PAOZZ	5315-00-839-5822	MS24665-353	96906	PIN FRONT SUSPENSION LOWER AND UPPER BALL JOINTS LH AND RH..	EA	4
71	10	PAOZZ	5310-00-850-6884	MS35692-45	96906	NUT SLOTTED HEXAGON 9-16 18UNF2B-TO ATTACH UPPER SOCKET ASSEMBLY TO SUPPORT-FRONT.....	EA	4
71	11	PAOZZ	2530-00-150-7852	8712391	19207	SUPPORT, WHEEL LEFT (SEE GROUP 1004).....	EA	1
71	11	PAOZZ	2530-00-156-9422	8712392	19207	SUPPORT, WHEEL RIGHT, (SEE GROUP 1004).....	EA	1
71	12	PAOZZ	2530-00-176-3344	11640669	19207	BALL JOINT BALL JOINT LOWER SUSPENSION ARM, FRONT, LH AND RH..	EA	2
71	13	PAOZF	2530-00-678-3118	8754415	19207	ARM SUSPENSION LOWER LEFT FRONT.....	EA	1
71	13	PAOZF	2530-00-678-3070	8754416	19207	ARM SUSPENSION LOWER RIGHT FRONT.....	EA	1
71	14	PAOZZ	5310-00-935-3607	MS51988-10	96906	NUT SELF LOCKING FLANGED 7-16 20UNF-TO ATTACH ARM AND SHAFT ASSEMBLY-FRONT SUSPENSION LOWER LH AND LOWER RH.....	EA	4
71	15	PAOZZ	5305-00-719-5270	MS90727-123	96906	SCREW CAP HEXAGON HEAD 1-2 20UNF2AX4IN-TO ATTACH ARM AND SHAFT ASSEMBLY-FRONT SUSPENSION LOWER LH AND LOWER RH.....	EA	2
71	16	PAOZZ	5310-00-943-2141	MS51968-15	96906	NUT PLAIN HEXAGON 1-2 20UNF2B-UPPER ARM TO CROSSMEMBER.....	EA	4
71	17	PAOZZ	5310-00-584-5272	MS35338-48	96906	WASHER LOCK-FOR 1-2 SCREW SIZE-UPPER ARM TO CROSSMEMBER.....	EA	4
71	18	PAOZZ	5365-00-400-7243	10950856-1	19207	SPACER PLATE FRONT SUSPENSION.....	EA	1
71	18	PAOZZ	5365-00-410-9797	10950856-2	19207	SPACER SLEEVE FRONT SUSPENSION.....	EA	1
71	18	PAOZZ	5365-00-436-4807	10950856-3	19207	SPACER SLEEVE FRONT SUSPENSION.....	EA	1
71	19	PAOZZ	2510-00-119-0846	8754456	19207	CROSSMEMBER FRONT SUSPENSION.....	EA	1
71	20	PAOZZ	2510-00-678-3095	8754402	19207	SHIM, LOAD FRONT SUSPENSION.....	EA	1
71	20	PAOZZ	2510-00-678-3094	8754403	19207	SHIM, LOAD FRONT SUSPENSION.....	EA	V
71	20	PAOZZ	5365-00-168-7277	8754404	19207	SHIM FRONT SUSPENSION.....	EA	1
71	21	XDOZZ	2530-00-678-3122	8754159	19207	ARM ASSEMBLY FRONT UPPER LEFT.....	EA	1
71	21	PAOZF	2530-00-678-3110	8754160	19207	ARM ASSEMBLY FRONT UPPER RIGHT.....	EA	1



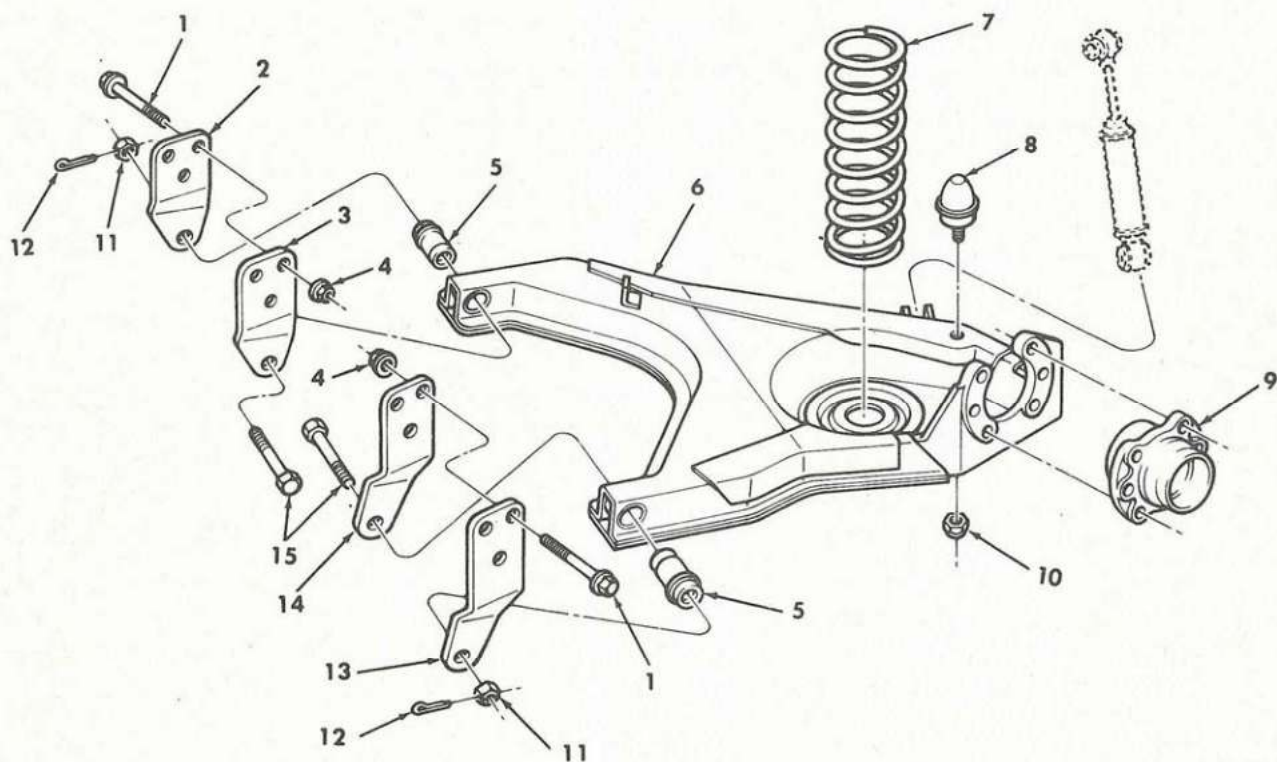
TA 078964

Figure 72. Rear Suspension (M151, M151A1, M151A1C, and M718).

SECTION II

TM9-2320-218-20P

(1) ILLUSTRATION		(2)	(3)	(4)	(5)	(6)	(7)	(8)
(a) FIG NO.	(b) ITEM NO.	SMR CODE	FEDERAL STOCK NUMBER	PART NUMBER	FSCM	DESCRIPTION USABLE ON CODE	U/M	QTY INC IN UNIT
GROUP 1301 CONTINUED								
72	1	PAOZZ	5305-00-269-3247	MS90727-71	96906	SCREW CAP HEXAGON HEAD 3-8 24UNF2AX3 1-4IN-REAR SUSPENSION BRACKETMOUNTING.....178,243,910,911	EA	4
72	2	XBOZZ		10885159	19207	BRACKET LEFT FRONT ARM REAR SUSPENSION.....178,243,910,911	EA	1
72	2	XBOZZ		10885160	19207	BRACKET RIGHT FRONT ARM REAR SUSPENSION.....178,243,910,911	EA	1
72	3	XBOZZ		10885161	19207	BRACKET REAR LEFT REAR SUSPENSION.....178,243,910,911	EA	1
72	3	XBOZZ		10885162	19207	BRACKET REAR RIGHT REAR SUSPENSION.....178,243,910,911	EA	1
71	4	PAOZZ	5310-00-982-4908	MS21045-6	96906	NUT SELF LOCKING 3-8 24 UNF-38, REAR BRACKET (3), FRONT BRACKET (4).....	EA	7
72	5	PAOZZ	5310-00-896-1111	MS35692-30	96906	NUT PLAIN SLOTTED HEXAGON 7-16 20UNF2B-REAR SUSPENSION ARM, PART OF KIT P/N 5703303.....	EA	2
72	6	PAOZZ	5315-00-816-1794	MS24665-285	96906	PIN COTTER-REAR SUSPENSION ARM PART OF KIT P/N 5703303.....	EA	2
72	7	XBOZZ		10885167	19207	BRACKET FRONT REAR ARM SUPPORT REAR SUSPENSION.....178,243 910,911	EA	1
72	8	XBOZZ		10885168	19207	BRACKET REAR REAR ARM SUPPORT REAR SUSPENSION.....178,243,910 911	EA	1
72	9	PAOZZ	5305-00-269-3245	MS90727-69	96906	SCREW CAP HEXAGON HEAD 3-8 24UNF2AX2 3-4IN-REAR SUSPENSION BRACKETMOUNTING.....178,243,910,911	EA	3
72	10	KFOZZ		10885166	19207	BOLT REAR SUSPENSION BUSHING PART OF KIT P/N 5703303.....	EA	2
72	11	PAOZZ	5360-00-578-2963	8754445	19207	SPRING, HELICAL178,243,910,911	EA	2
72	12	PAOZZ	2530-00-792-8639	10885113	19207	SUPPORT, REAR BRAKE	EA	2
72	13	PAOZZ	2510-00-150-7848	11598951-1	19207	ARM VEHICULAR LEFT REAR SUSPENSION.....178,243,910,911	EA	1
72	13	PAOZZ	2530-00-150-7849	11598951-2	19207	ARM VEHICULAR RIGHT REAR SUSPENSION.....178,243,910,911	EA	1
72	14	PAOZZ	2530-00-979-8896	10921819	19207	ARM ASSEMBLY LEFT REAR.....178,243,910,911	EA	1
72	14	PAOZZ	2530-00-979-8897	10921842	19207	ARM ASSEMBLY RIGHT REAR.....178,243,910,911	EA	1
72	15	KFOZZ		10885163	19207	BUSHING REAR SUSPENSION ARM BUSHING PARTS KIT..... PART OF KIT P/N 5703303.....	EA	2
72	16	PAOZZ	2530-00-150-7854	8754731	19207	RETAINER BUMPER RIGHT REAR SUSPENSION.....178,243,910,911	EA	2
72	17	PAOZZ	5340-00-578-3126	8754732	19207	BUMPER RUBBER LEFT REAR SUSPENSION.....178,243,910,911	EA	4



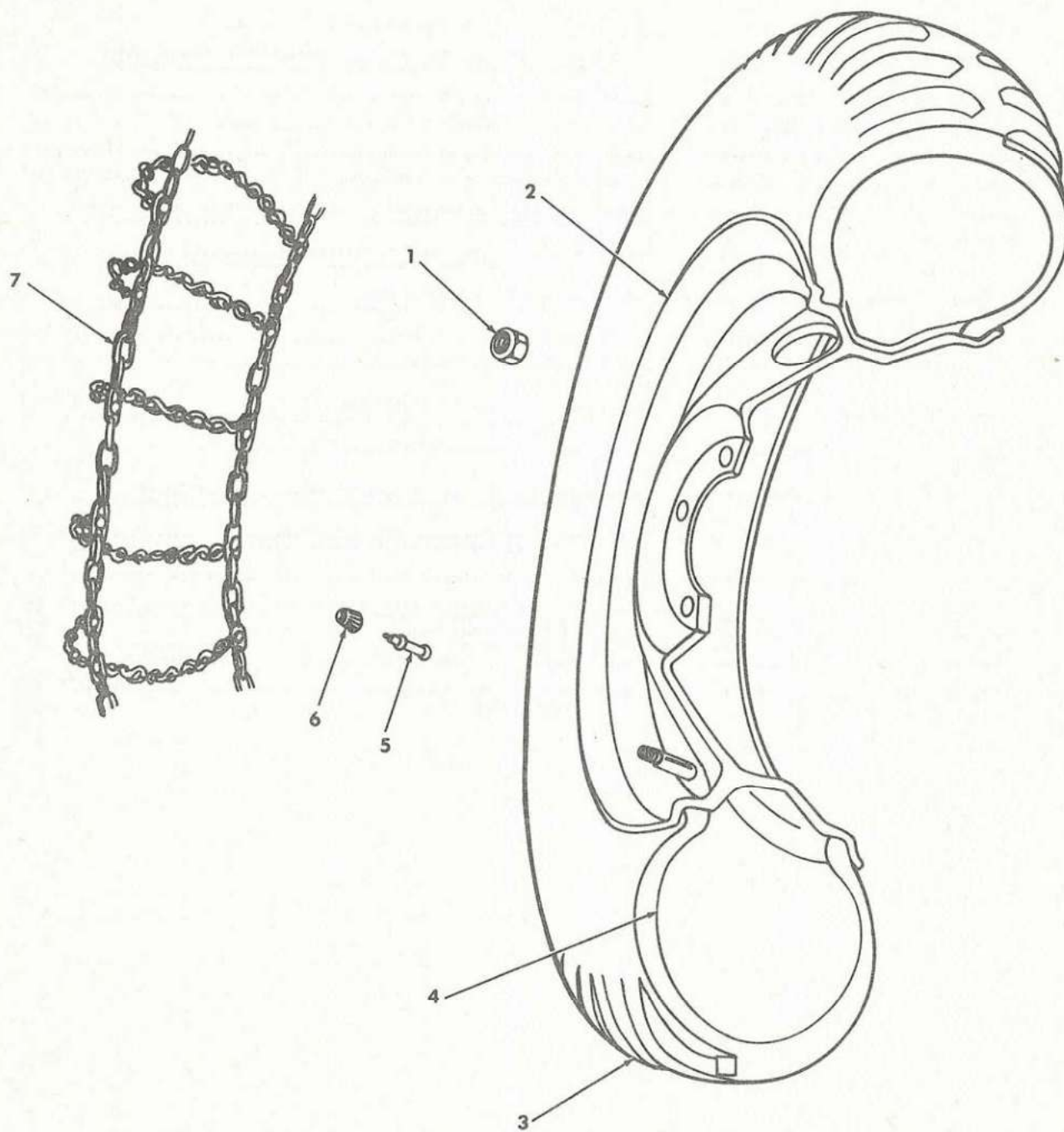
TA 078965

Figure 73. Rear Suspension (M151A2, M825, and M718A1).

SECTION II

TM9-2320-218-20P

(1) ILLUSTRATION		(2)	(3)	(4)	(5)	(6)	(7)	(8)
(a) FIG NO.	(b) ITEM NO.	SMR CODE	FEDERAL STOCK NUMBER	PART NUMBER	FSCM	DESCRIPTION USABLE ON CODE	U/M	QTY INC IN UNIT
GROUP 1301 CONTINUED								
73	1	PAOZZ	5305-00-709-8493	MS90727-95	96906	SCREW CAP HEXAGON HEAD 7-16 20UNF2AX3IN-TO ATTACH HANGER- REAR SUSPENSION ARM ASSEMBLY.....B30,B31,B32	EA	12
73	2	PAOZZ	2510-01-052-8936	11639650-1	19207	HANGER SUSPENSION LEFT REAR.....B30,B31,B32	EA	1
73	2	PAOZZ	2510-01-052-8937	11639650-2	19207	HANGER SUSPENSION RIGHT REAR.....B30,B31,B32	EA	1
73	3	PAOZZ	2510-01-052-8935	11639648-2	19207	HANGER,SUSPENSION RIGHT HAND.....B30,B31,B32	EA	1
73	3	PAOZZ	2510-01-060-7170	11639648-1	19207	HANGER SUSPENSION LEFT HAND.....B30,B31,B32	EA	1
73	4	PAOZZ	5310-00-935-3607	MS51988-10	96906	NUT SELF LOCKING FLANGED 7-16 20UNF-TO ATTACH HANGER-REAR SUSPENSION ARM ASSEMBLY.....B30,B31,B32	EA	12
73	5	PAOZZ	5340-01-046-4534	10885163	19207	MOUNT,RESILIENT REAR SUSPENSION ARM..... PART OF KIT P/N 5703303.....	EA	1
73	6	PAOZZ	2530-00-176-9468	11639632-2	19207	ARM ASSEMBLY N RIGHT REARB30,B31,B32	EA	1
73	6	PAOZZ	2530-00-176-9491	11639632-1	19207	ARM ASSEMBLY LEFT REAR.....B30,B31,B32	EA	1
73	7	PAOZZ	5360-00-176-0445	11639643	19207	SPRING,REAR SUSPENSION.....B30,B31,B32	EA	2
73	8	PAOZZ	5340-00-176-0450	11639656	19207	BUMPER RUBBER SUSPENSION ARMB30,B31,B32	EA	1
73	9	PAOZZ	2530-00-792-8639	10885113	19207	SUPPORT,REAR SUSPENSION.....	EA	2
73	10	PAOZZ	5310-00-930-8214	MS51988-7	96906	NUT SELF LOCKING FLANGED 3-8 16UNC-TO ATTACH BUMPER ASSEMBLY-REAR SUSPENSION LH.....B30,B31,B32	EA	2
73	11	PAOZZ	5310-00-896-1111	MS35692-30	96906	NUT,SLOTTED,HEXAGON REAR SUSPENSION..... PART OF KIT P/N 5703303.....	EA	2
73	12	PAOZZ	5315-00-816-1794	MS24665-285	96906	PIN COTTER REAR SUSPENSION ARM PART OF KIT P/N 5703303....	EA	2
73	13	XBOZZ		11639647-1	19207	HANGER,SUSPENSION LEFT HAND.....B30,B31,B32	EA	1
73	13	XBOZZ		11639647-2	19207	HANGER SUSPENSION RIGHT HAND.....B30,B31,B32	EA	1
73	14	XBOZZ		11639649-1	19207	HANGER,SUSPENSION LH.....	EA	1
73	14	XBOZZ		11639649-2	19207	HANGER,SUSPENSION RH.....	EA	1
73	15	KFOZZ		10885166	19207	BOLT REAR SUSPENSION ARM PART OF KIT P/N 5703303.....	EA	2
72		PAOZZ	2530-00-979-8898	5703303	19207	PARTS KIT ARM REAR.....	EA	1
72	5					NUT PLAIN	EA	2
72	6					PIN	EA	2
72	10					BOLT	EA	2
72	15					BUSHING	EA	2

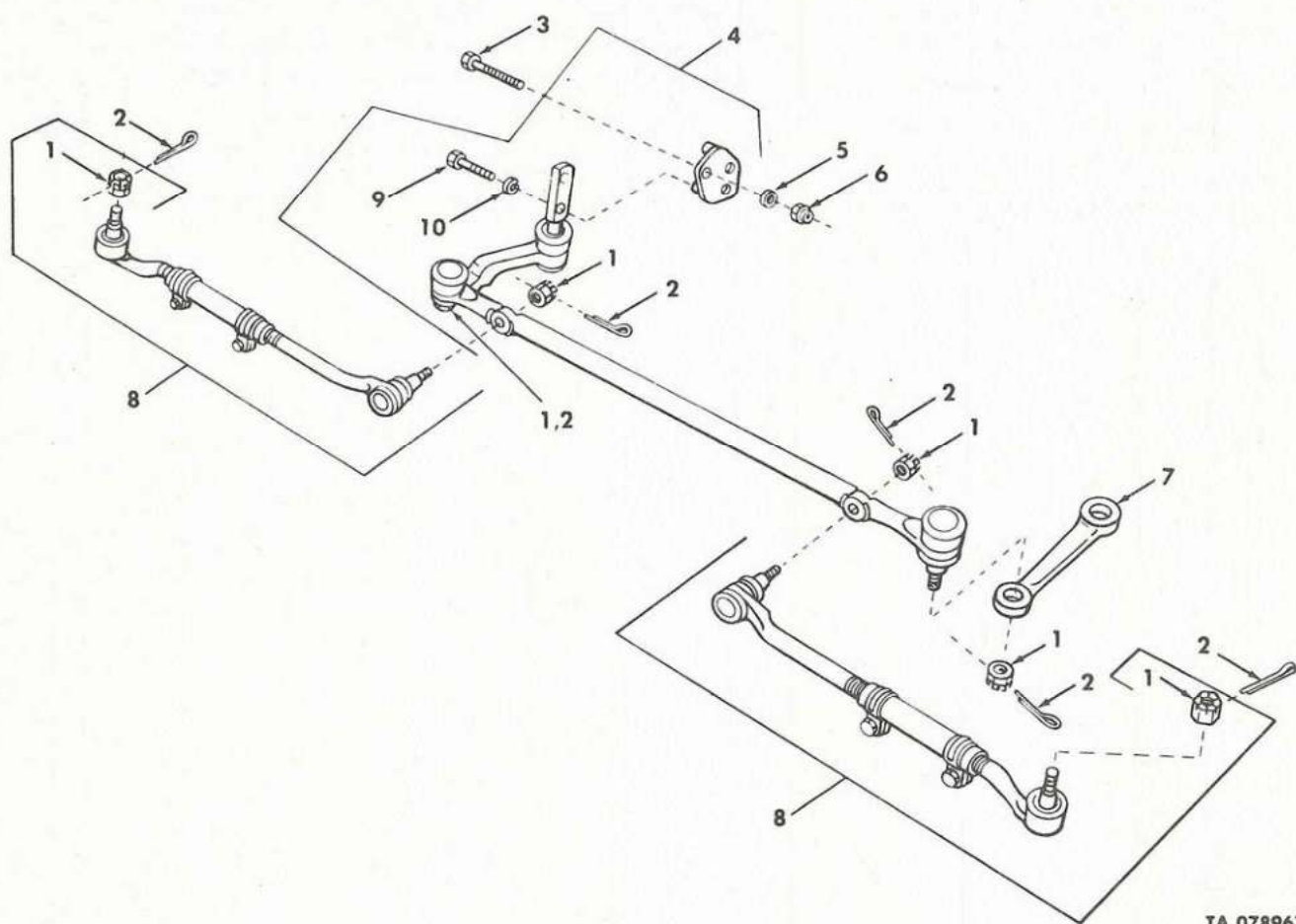


TA 078966

Figure 74. Wheel Assembly.

SECTION II

(1) ILLUSTRATION		(2)	(3)	(4)	(5)	(6)	(7)	(8)
(a) FIG NO.	(b) ITEM NO.	SMR CODE	FEDERAL STOCK NUMBER	PART NUMBER	FSCM	DESCRIPTION USABLE ON CODE	U/M	QTY INC IN UNIT
74	1	PADZZ	2530-00-350-8707	MS53069-1	96906	NUT WHEEL VEHICULAR HEXAGON HEAD RIGHT HAND THREAD REAR..... 178,243,910,911	EA	20
74	1	PAOZZ	5310-00-177-1329	11630595	19207	NUT PLAIN WHEEL FLANGE REAR.....B30,831,832	EA	20
74	2	PAOZZ	2530-00-150-7832	10921860	19207	WHEEL PNEUMATIC TIRE STEEL.....	EA	4
						GROUP 1313 TIRES,TUBES,TIRE CHAINS		
74	3	PAODZ	2610-00-678-1363	7342996	19207	TIRE PNEUMATIC 700-16.....	EA	4
74	4	PAOZZ	2610-00-269-7332	MS35392-8	96906	INNER TUBE PNEUMATIC TIRE 7-00X16.....	EA	4
74	5	PAOZZ	2640-00-810-5861	MS51377-1	96906	VALVE CORE.....	EA	4
74	6	PAOZZ	2640-00-060-3550	MS51375-1	96906	CAP VALVE WHEEL.....	EA	4
74	7	PAOZZ	2540-00-177-7235	MS500055-53	33333	CHAIN ASSEMBLY SINGLE TIRE-TYPE TS 7-00X16 TIRE SIZE.....	EA	1



SECTION II

TH9-2320-218-20P

(1) ILLUSTRATION		(2)	(3)	(4)	(5)	(6)	(7)	(8)
(a) FIG NO.	(b) ITEM NO.	SMR CODE	FEDERAL STOCK NUMBER	PART NUMBER	FSCM	DESCRIPTION USABLE ON CODE	U/M	QTY INC IN UNIT
GROUP 1401 STEERING ASSEMBLY								
75	1	PAOZZ	5310-00-842-1490	MS35692-37	96906	NUT SLOTTED HEXAGON 1-2 20UNF28-STEERING TIE ROD END ATTACHING.....	EA	2
75	2	PAOZZ	5315-00-839-5822	MS24665-353	96906	PIN COTTER-STEERING TIE ROD END.....	EA	6
75	3	PAOZZ	5305-00-269-2813	MS90726-69	96906	SCREW CAP HEXAGON HEAD 3-8 24UNF2AX2 3-4IN-TO ATTACH STEERING LINKAGE TO FRAME.....	EA	3
75	4	PAOZZ	2530-00-176-3349	11641034	19207	LINK AND IDLER LINKAGE INSTALLATION.....	EA	1
75	5	PAOZZ	5310-00-655-9538	8754668	19207	WASHER FLAT ATTACH LINKAGE TO FRAME.....	EA	3
75	6	PAOZZ	5310-00-959-1488	MS51922-21	96906	NUT SELF LOCKING HEXAGON 3-8 24UNF28-TO ATTACH STEERING LINKAGE TO FRAME.....	EA	3
75	7	PAOZZ	2530-00-135-8974	8754490	19207	ARM,STEERING.....	EA	1
75	8	PAOZZ	2530-00-176-8942	11641035	19207	TIE ROD STEERING OUTER RIGHT AND LEFT HAND LINK.....	EA	2
75	9	PAOZZ	5305-00-269-3213	MS90725-62	96906	SCREW CAP HEXAGON HEAD 3-8 16UNC2AX1 1-4IN-IDLER TO BRACKET ATTACHING.....	EA	2
75	10	PAOZZ	5310-00-637-9541	MS35338-46	96906	WASHER LOCK-FOR 3-8 SCREW SIZE-IDLER TO BRACKET ATTACHING..	EA	2

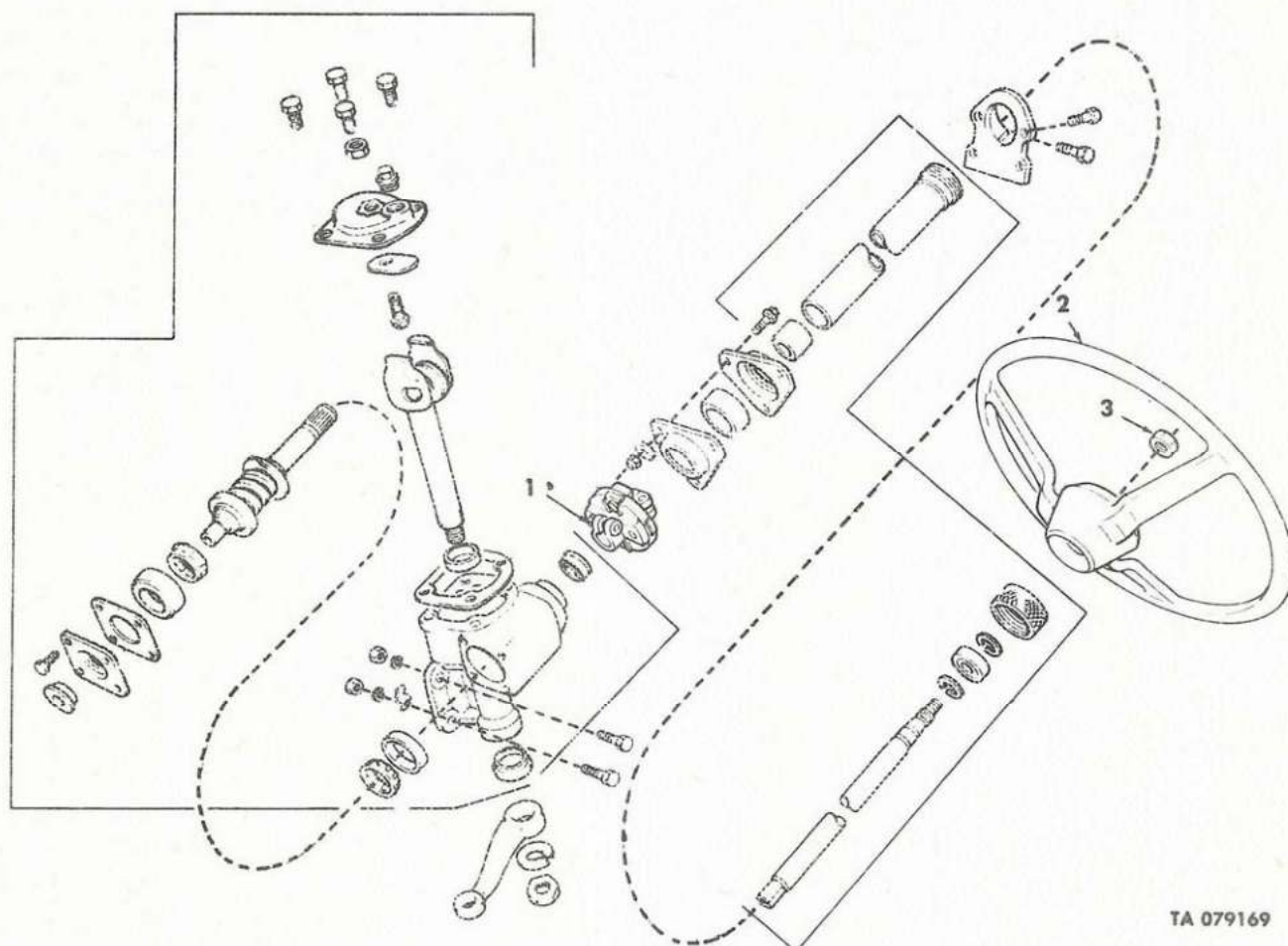
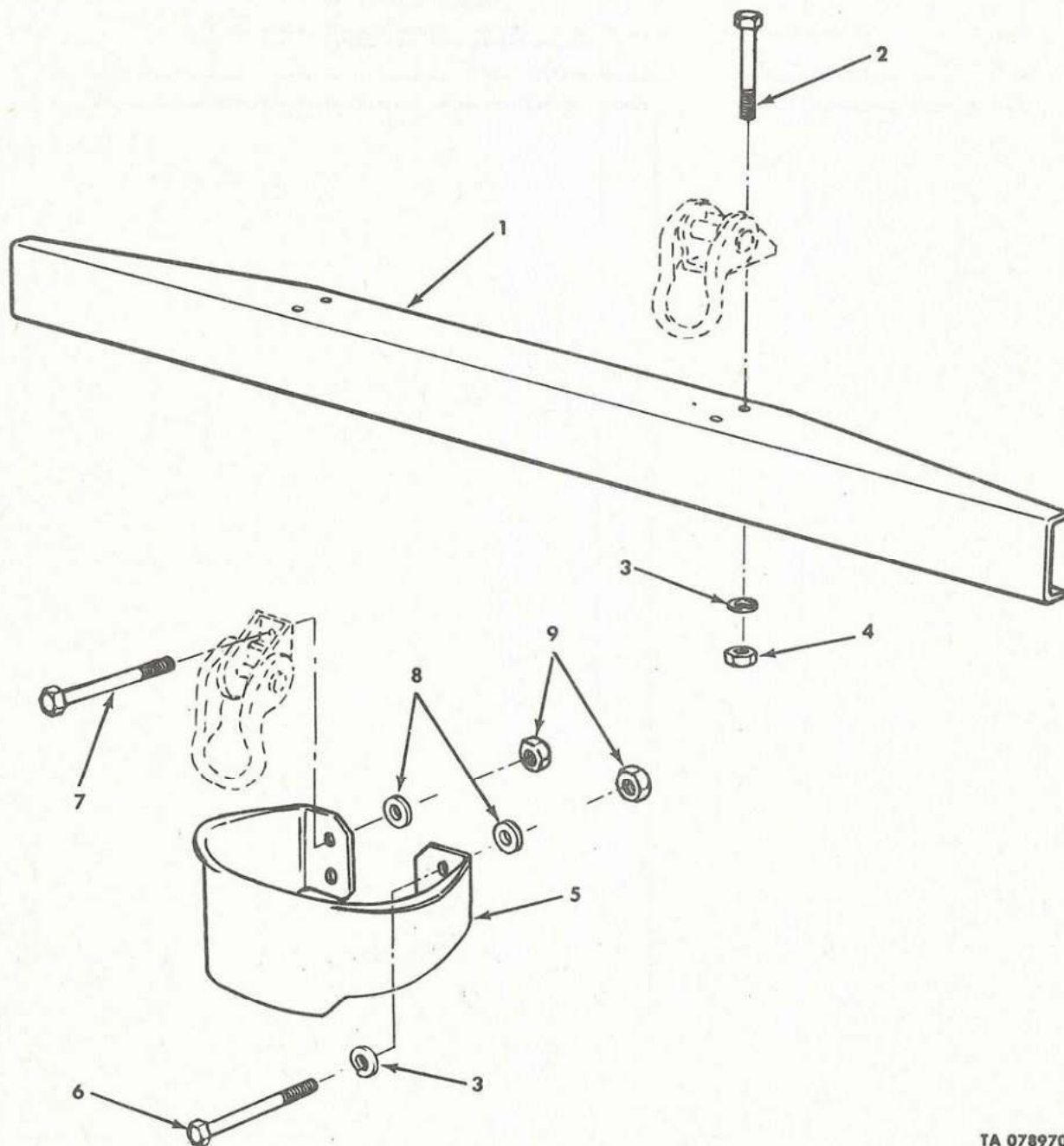


Figure 76. Steering Gear and Wheel.

SECTION II

TM9-2320-218-20P

(1) ILLUSTRATION		(2) SMR CODE	(3) FEDERAL STOCK NUMBER	(4) PART NUMBER	(5) FSCM	(6) DESCRIPTION USABLE ON CODE	(7) U/M	(8) QTY INC IN UNIT
						GROUP 1401 CONTINUED		
76	1	PAOZZ	5306-00-182-9368	MS9160-14	96906	BOLT MACHINE 12 POINT HEAD-TO RETAIN STEERING GEAR AND COLUMN SHAFTS IN FLANGE COUPLING.....830,831,832	EA	2
76	2	PAOZZ	2530-30-176-8941	11630599	19207	STEERING WHEEL.....	EA	1
76	3	PAOZZ	5310-00-126-3842	7063812	19207	NUT PLAIN HEXAGON STEERING WHEEL RETAINING.....	EA	1



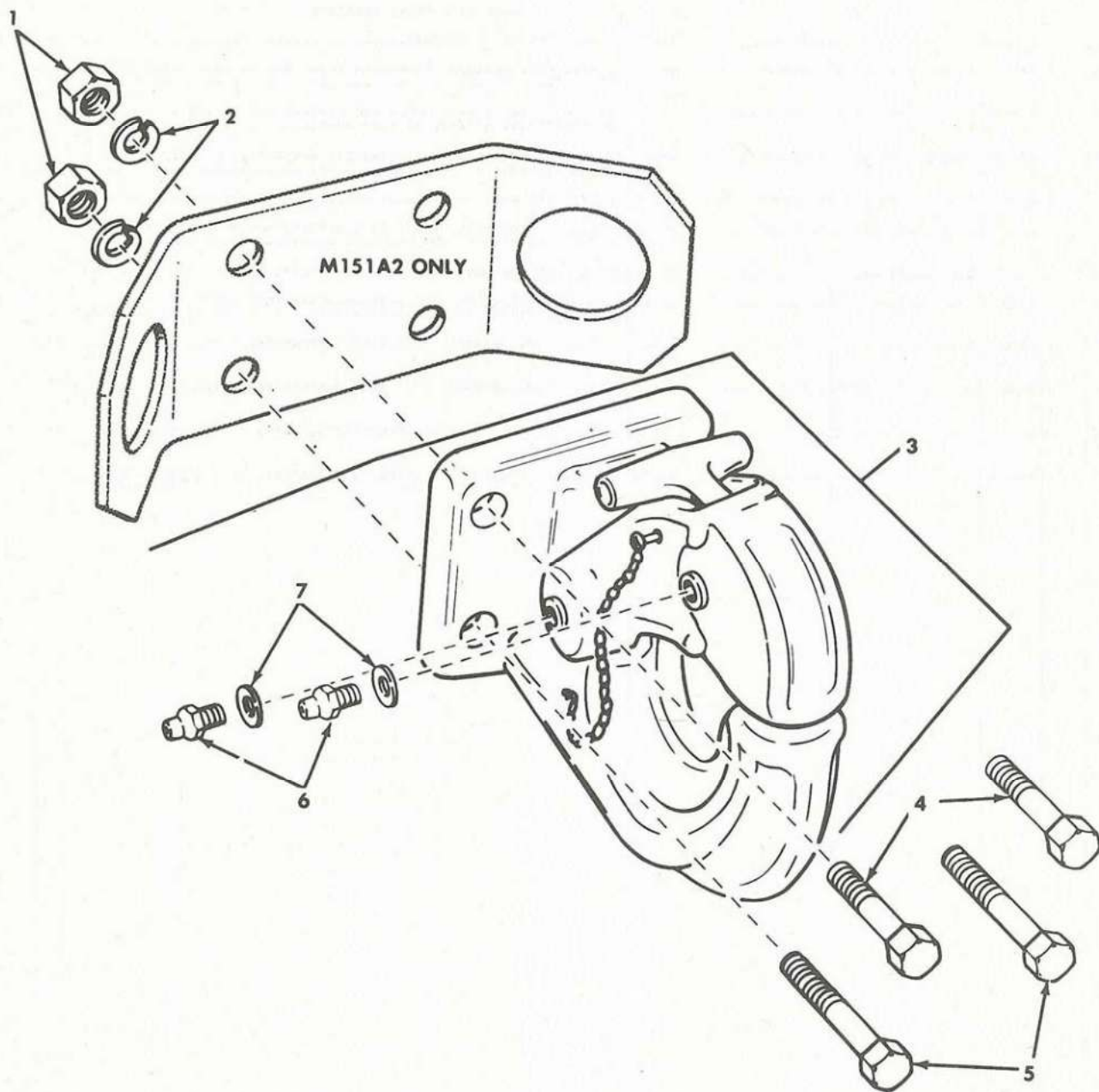
TA 078970

Figure 77. Front Bumper and Rear Bumperettes.

SECTION II

TM9-2320-218-20P

(1) ILLUSTRATION		(2)	(3)	(4)	(5)	(6)	(7)	(8)
(a) FIG NO.	(b) ITEM NO.	SMR CODE	FEDERAL STOCK NUMBER	PART NUMBER	FSCM	DESCRIPTION USABLE ON CODE	U/M	QTY INC IN UNIT
GROUP 1501 FRAME ASSEMBLY								
77	1	XBOZZ		8712348	19207	BUMPER, FRONT VEHICULAR.....	EA	1
77	2	PAOZZ	5305-00-710-4204	MS90726-98	96906	SCREW CAP, HEXAGON, TO ATTACH FRONT BUMPER AND LIFTING EYE BRACKET.....	EA	4
77	3	PAOZZ	5310-00-209-0965	MS35338-47	96906	WASHER, LOCK FRONT BUMPER AND LIFTING EYE BRACKET, 4, AND REAR BUMPERETTE, 8, M151A2, AND M825 ONLY.....	EA	12
77	4	PAOZZ	5310-00-880-7745	MS51968-11	96906	NUT FRONT BUMPER AND LIFTING EYE BRACKET, 4, RH AND LH BUMPERETTE, 8, T.....	EA	12
77	5	PAOZZ	2540-00-248-1267	8754890	19207	BUMPERETTE REAR VEHICLE.....178,910,911,831,832	EA	2
77	6	PAOZZ	5305-00-710-4199	MS90726-93	96906	SCREW CAP HEXAGON HEAD 7-16 20UNF2AX2 1-2IN-TO ATTACH BUMPERETTE-REAR RH AND LH.....178,910	EA	4
77	6	PAOZZ	5305-00-710-4208	MS90726-103	96906	SCREW CAP HEXAGON TO ATTACH BUMPERETTE REAR RH AND LH....911	EA	8
77	6	PAOZZ	5305-00-069-5579	MS90725-95	96906	SCREW CAP HEXAGON HEAD 7-16 14UNC2AX3IN-TO ATTACH BUMPERETTE-REAR RH AND LH.....831	EA	8
77	6	PAOZZ	5305-00-050-1076	MS90725-89	96906	SCREW, CAP, HEXAGON TO ATTACH BUMPERETTE, REAR, RH AND LH... 832	EA	8
77	7	PAOZZ	5305-00-710-4200	MS90726-94	96906	SCREW, CAP, HEXAGON TO ATTACH BUMPERETTE, REAR, RH AND LH... 178,910	EA	4
77	8	PAOZZ	5310-00-809-4085	MS27183-16	96906	WASHER, FLAT TO ATTACH BUMPERETTE, REAR, RH AND LH.....178 910,911	EA	8
77	9	PAOZZ	5310-00-088-0552	MS21044N7	96906	NUT, SELF LOCKING TO ATTACH BUMPERETTE, REAR, RH AND LH..... 178,910,911	EA	8



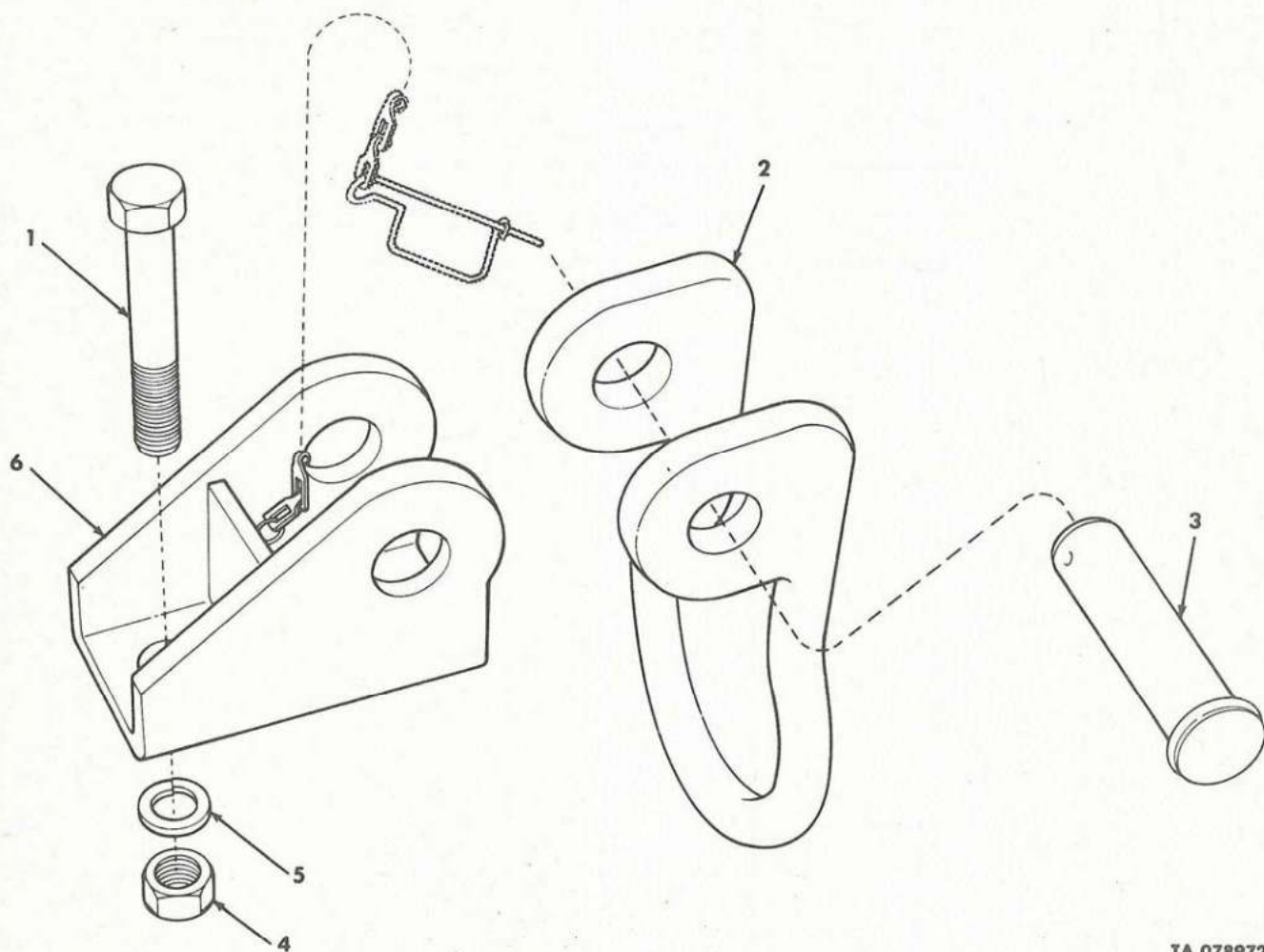
TA 079170

Figure 78. Pintle and Related Parts.

SECTION II

TM9-2320-218-20P

(1) ILLUSTRATION		(2) SMR CODE	(3) FEDERAL STOCK NUMBER	(4) PART NUMBER	(5) FSCM	(6) DESCRIPTION USABLE ON CODE	(7) U/M	(8) QTY INC IN UNIT
(a) FIG NO.	(b) ITEM NO.							
GROUP 1503 PINTLE AND TOWING ATTACHMENTS								
78	1	PAQZZ	5310-00-732-0560	MS51968-14	96906	NUT PLAIN HEXAGON 1-2 20UNF28-PINTLE MOUNTING.....	EA	4
78	2	PAQZZ	5310-00-584-5272	MS35338-48	96906	WASHER LOCK-FOR 1-2 SCREW SIZE-PINTLE MOUNTING.....	EA	4
78	3	PAQZZ	2540-00-835-9039	MS51335-2	96906	PINTLE ASSEMBLY TOWING.....	EA	1
78	4	PAQZZ	5305-00-716-8182	MS90726-117	96906	SCREW CAP HEXAGON HEAD 1-2 20UNF2AX2 1-2IN-PINTLE MOUNTING.. 178,243,910,830,832	EA	2
78	4	PAQZZ	5305-00-716-8165	MS90726-127	96906	SCREW CAP HEXAGON HEAD 1-2 20UNF2AX5IN-PINTLE MOUNTING..... 911,831	EA	2
78	5	PAQZZ	5305-00-716-8180	MS90726-119	96906	SCREW CAP HEXAGON HEAD 1-2 20UNF2AX3IN-PINTLE MOUNTING..... 178,243,910,830	EA	2
78	5	PAQZZ	5305-00-246-6566	MS90726-120	96906	SCREW CAP HEXAGON HEAD 1-2 20UNF2AX3 1-4IN-PINTLE AND PLATE MOUNTING.....832	EA	2
78	5	PAQZZ	5305-00-716-8179	MS90726-121	96906	SCREW CAP HEXAGON HEAD 1-2 20UNF2AX3 1-2IN-PINTLE MOUNTING.. 911,831	EA	2
78	6	PAQZZ	4730-00-050-4203	MS15001-1	96906	FITTING LUBRICATION-STRAIGHT-HYDRAULIC-SURFACE CHECK 1-4 28UN52A-PINTLE LATCH PIN AND LOCK PIN.....	EA	2
78	7	PAQZZ	5365-00-803-7301	MS16624-1050	96906	RING RETAINING-PINTLE LATCH PIN AND LOCK PIN.....	EA	2



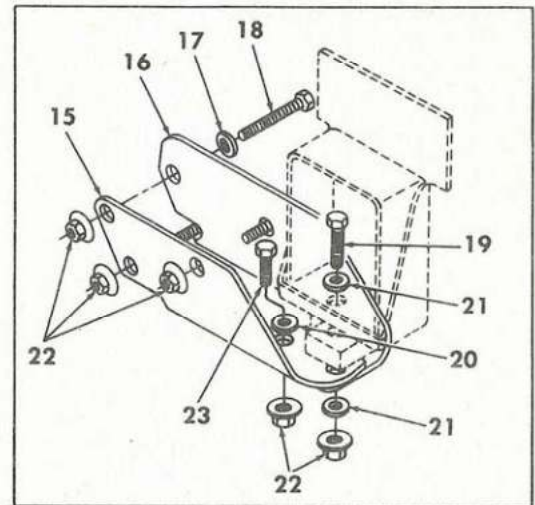
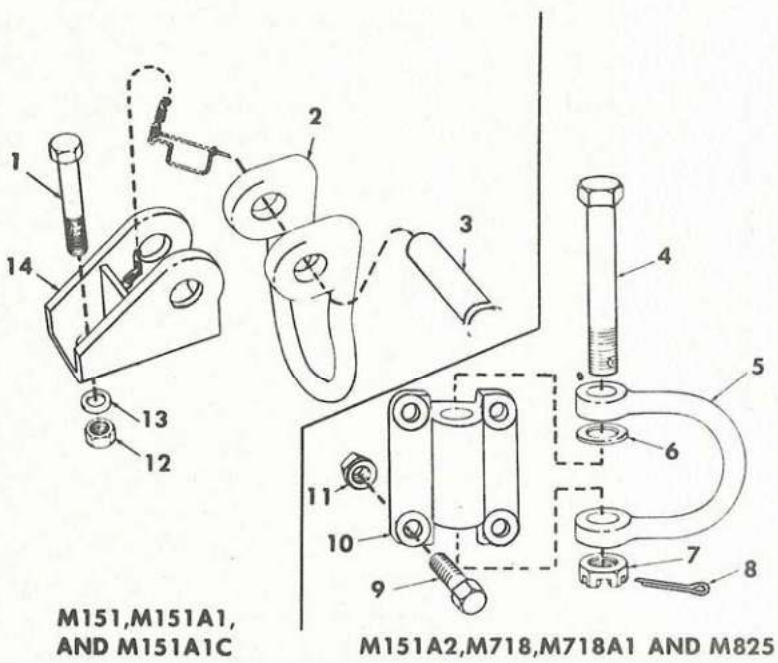
TA 078972

Figure 79. Front Lifting Eye and Related Parts.

SECTION II

TM9-2320-218-20P

(1) ILLUSTRATION		(2) SMR CODE	(3) FEDERAL STOCK NUMBER	(4) PART NUMBER	(5) FSCM	(6) DESCRIPTION USABLE ON CODE	(7) U/M	(8) QTY INC IN UNIT
(a) FIG NO.	(b) ITEM NO.							
GROUP 1503 CONTINUED								
79	1	PAOZZ	5305-00-710-4204	MS90726-98	96906	SCREW CAP HEXAGON HEAD 7-16 20UNF2AX3 3-4IN-FRONT LIFTING EYE BRACKET MOUNTING.....	EA	4
79	2	PAOZZ	2540-00-678-1342	8754044	19207	EYE LIFTING FRONT BUMPER.....	EA	2
79	3	PAOZZ	5315-00-578-1405	8754046	19207	PIN STRAIGHT HEADED REAR LIFTING EYE.....	EA	2
79	4	PAOZZ	5310-00-880-7745	MS51968-11	96906	NUT PLAIN HEXAGON 7-16 20UNF2B-FRONT LIFTING EYE BRACKET MOUNTING.....	EA	4
79	5	PAOZZ	5310-00-209-0965	MS35338-47	96906	WASHER LOCK-FOR 7-16 SCREW SIZE-FRONT LIFTING EYE BRACKET MOUNTING.....	EA	4
79	6	XBOZZ		8754039	19207	BRACKET FRONT LIFTING EYE.....	EA	2



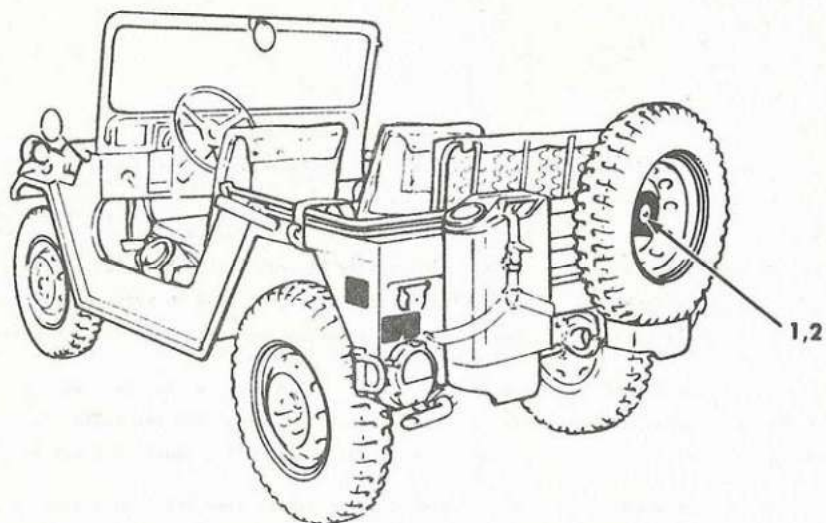
TA 078973

Figure 80. Rear Lifting Eye and Related Parts.

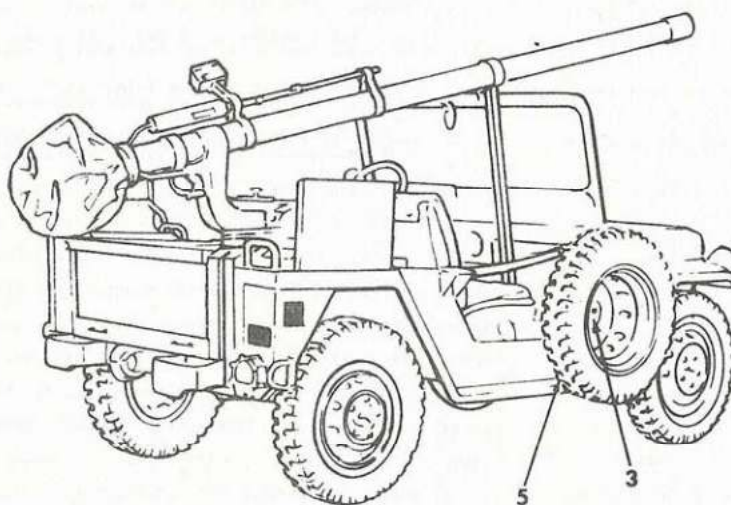
SECTION II

TMS-2320-218-20P

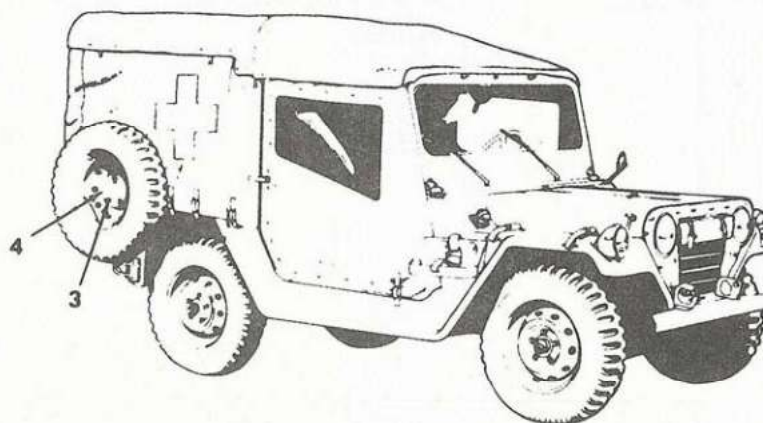
(1) ILLUSTRATION		(2) SMR CODE	(3) FEDERAL STOCK NUMBER	(4) PART NUMBER	(5) FSCM	(6) DESCRIPTION USABLE ON CODE	(7) U/M	(8) QTY INC IN UNIT
GROUP 1503 CONTINUED								
80	1	PAOZZ	5305-00-710-4200	MS90726-94	96906	SCREW CAP HEXAGON HEAD 7-16 20UNF2AX2 3-4IN-REAR LIFTING EYE BRACKET MOUNTING.....178,910	EA	4
80	1	PAOZZ	5305-00-710-4208	MS90726-103	96906	SCREW CAP HEXAGON HEAD 7-16 20UNF2AX5IN-REAR LIFTING EYE BRACKET MOUNTING.....911	EA	4
80	2	PAOZZ	2540-00-678-1342	8754044	19207	EYE LIFTING REAR.....178,910,911	EA	2
80	3	PAOZZ	5315-00-678-1405	8754046	19207	PIN STRAIGHT HEADED FRONT LIFTING EYE.....	EA	2
80	4	PAOZZ	5305-00-182-9317	MS51106-451	96906	SCREW CAP HEXAGON HEAD DRILLED SHANK 5-8 18UNF2AX5IN-TO ATTACH REAR LIFTING EYE.....243,830,831,832	EA	2
80	5	XBOZZ		10939509	19207	EYE LIFTING REAR.....243,830,831,832	EA	2
80	6	PAOZZ	5310-00-595-7486	7716721	19207	WASHER SPRING REAR LIFTING EYE ATTACHING....243,830,831,832	EA	2
80	7	PAOZZ	5310-00-842-7783	MS35692-53	96906	NUT SLOTTED HEXAGON 5-8 18UNF2B-TO ATTACH REAR LIFTING EYE..243,830,831,832	EA	2
80	8	PAOZZ	5315-00-012-0123	MS24665-355	96906	PIN COTTER-REAR LIFTING EYE.....243,830,831,832	EA	2
80	9	PAOZZ	5305-00-269-3212	MS90725-61	96906	SCREW CAP HEXAGON HEAD 3-8 16UNC2AX1 1-8IN-TO ATTACH REAR LIFTING SHACKLE RETAINER.....830,831,832	EA	8
80	10	XBOZZ		11639646	19207	RETAINER REAR LIFTING SHACKLE.....830,831,832	EA	2
80	11	PAOZZ	5310-00-930-8214	MS51988-7	96906	NUT, SELF-LOCKING: TO ATTACH PLATE SHACKLE TO VEHICLE MS51988-7 (96906) M151A2 M825 M718A1.....830,831,832	EA	4
80	12	PAOZZ	5310-00-088-0552	MS21044N7	96906	NUT SELF LOCKING HEXAGON 7-16 20UNF3B-REAR LIFTING EYE BRACKET MOUNTING.....178,910,911	EA	4
80	13	PAOZZ	5310-00-809-4085	MS27183-16	96906	WASHER FLAT-FOR 7-16 SCREW SIZE-REAR LIFTING EYE BRACKET MOUNTING.....178,910,911	EA	4
80	14	XBOZZ		8754039	19207	BRACKET ASSEMBLY REAR LIFTING EYE.....178,910,911	EA	2
80	15	XBOZZ		5902543	34623	BRACKET REAR DIFFERENTIAL.....B30,B31,B32	EA	1
80	16	KFOZZ		5902542C	34623	BRACKET REAR DIFFERENTIAL OUTER.....830,831,832	EA	1
80	17	KFOZZ		G2436164	34623	WASHER,FLAT DIFFERENTIAL MOUNTING BRACKET.....830,831,832	EA	3
80	18	PAOZZ	5305-00-709-8423	MS90727-97	96906	SCREW,CAP,HEXAGON 7-16X20 3 1-2 LG.....830,831,832	EA	3
80	19	PAOZZ	5305-00-709-8526	MS90727-92	96906	SCREW,CAP,HEXAGON 7-16X20 3 1-2 LG.....830,831,832	EA	1
80	20	PAOZZ	5310-00-809-4085	MS27183-16	96906	WASHER,FLAT DIFFERENTIAL MOUNTING BRACKET.....830,831,832	EA	1
80	21	KFOZZ		4004943	34623	WASHER,CONICAL DIFFERENTIAL MOUNTING BRACKET.....830,831,832	EA	2
80	22	PAOZZ	5310-00-935-3607	MS51988-10	96906	NUT,SELF LOCKING 7-16X20.....830,831,832	EA	5
80	23	PAOZZ	5305-00-709-8516	MS90727-86	96906	SCREW,CAP,HEXAGON 7-16X20,2 1-8 LG.....830,831,832	EA	1
80	23	KFOZZ		5968861C	34623	INSTRUCTION SHEET DIFFERENTIAL MOUNTING (RETROFIT).....830,831,832	EA	1
80	15	PAOZZ	2520-01-005-5238	5704826		PARTS KIT DIFFERENTIAL MOUNTING BRACKET.....B30,B31,B32	EA	1
80	16					BRACKET	EA	1
80	17					BRACKET	EA	3
80	18					WASHER	EA	3
80	19					BOLT	EA	2
80	20					BOLT	EA	2
80	21					WASHER	EA	1
80	22					WASHER	EA	2
80	23					NUT	EA	2
80	23					BOLT	EA	2



M151A2



M825



M718A1

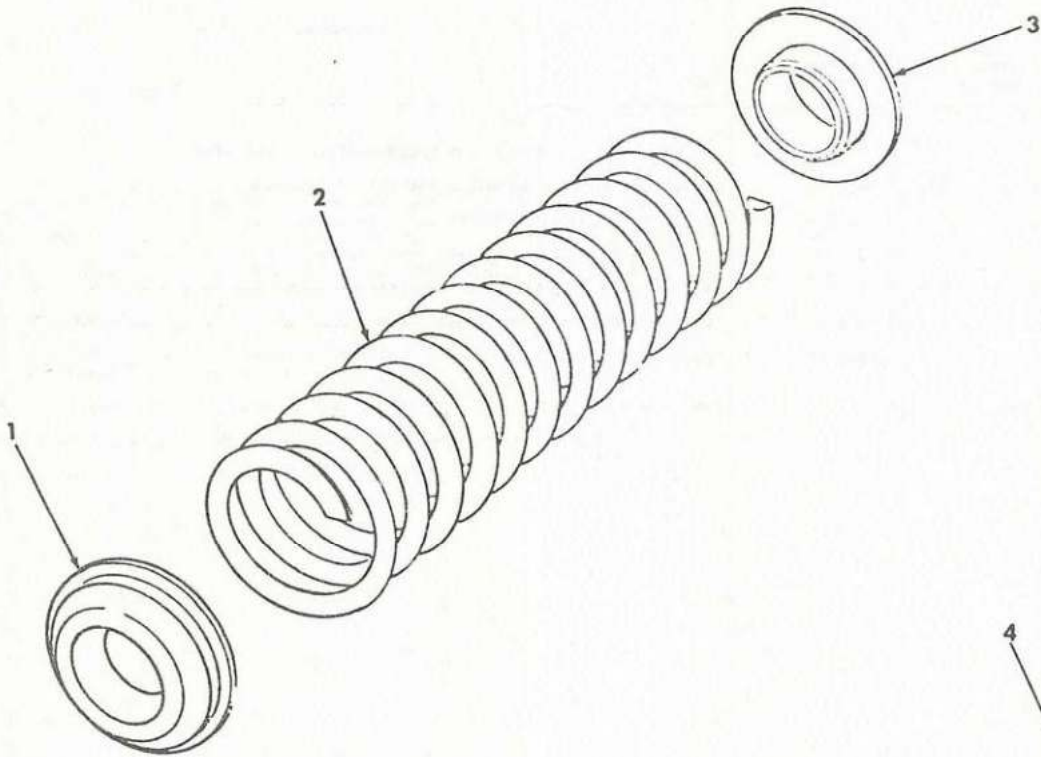
TA 078974

Figure 81. Spare Wheel Carrier and Tire Lock.

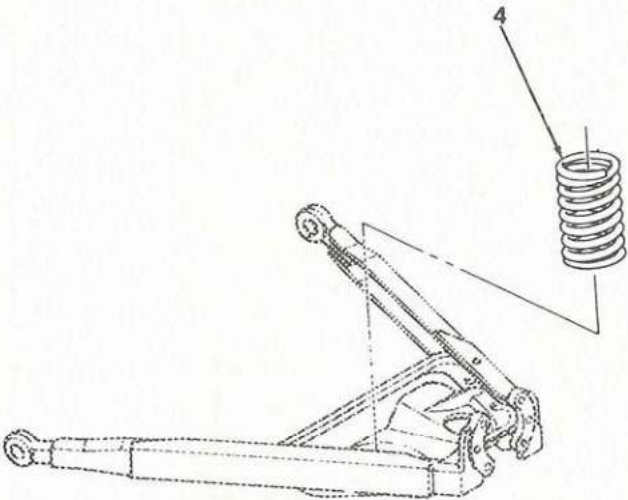
SECTION II

TM9-2320-218-20P

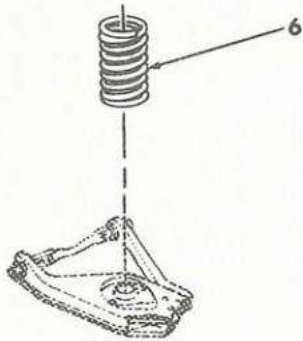
(1) ILLUSTRATION		(2)	(3)	(4)	(5)	(6)	(7)	(8)
(a) FIG NO.	(b) ITEM NO.	SMR CODE	FEDERAL STOCK NUMBER	PART NUMBER	FSCM	DESCRIPTION USABLE ON CODE	U/M	QTY INC IN UNIT
GROUP 1504 SPARE WHEEL CARRIER, TIRE LOCK								
81	1	PAOZZ	2530-00-350-8707	MS53069-1	96906	NUT WHEEL VEHICULAR SPARE TIRE CLAMP.....178,910	EA	1
81	1	PAOZZ	5310-00-177-1329	11630595	19207	NUT PLAIN VEHICULAR SPARE TIRE CLAMP.....B32	EA	1
81	2	PAOZZ	2590-01-038-2188	11660511	19207	RETAINER, SPARE SPARE WHEEL CARRIER.....	EA	1
81	3	PAOZZ	5305-00-961-8374	8389357	19207	SCREW ASSEMBLED SPARE TIRE MOUNTING.....243,911,830,831	EA	3
81	4	XBOZZ		11639685	19207	SUPPORT ASSEMBLY SPARE WHEEL MOUNTING.....243,830	EA	1
81	5	XBOZZ		10930164	19207	SUPPORT ASSEMBLY SPARE WHEEL MOUNTING.....911,831	EA	1



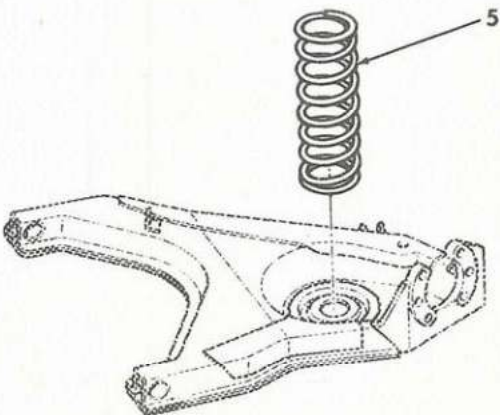
OVERLOAD SPRINGS, M151A1C AND M825



REAR SUSPENSION, M151, M151A1, M151A1C, M718



FRONT SUSPENSION - ALL MODELS



REAR SUSPENSION, M151A2, M825, M718A1

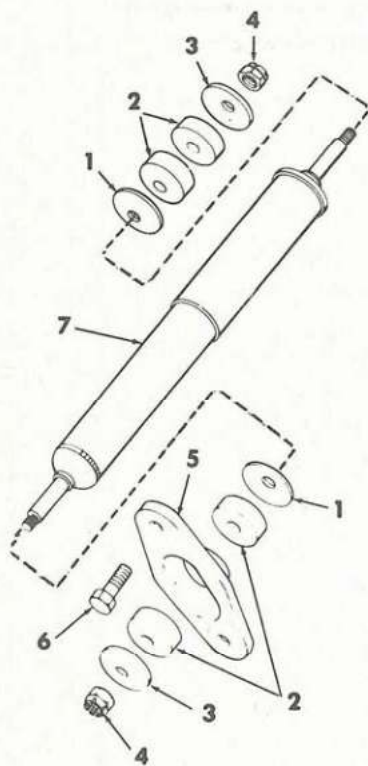
TA 078975

Figure 82. Springs Suspension (M151A2, M825, and M718A1).

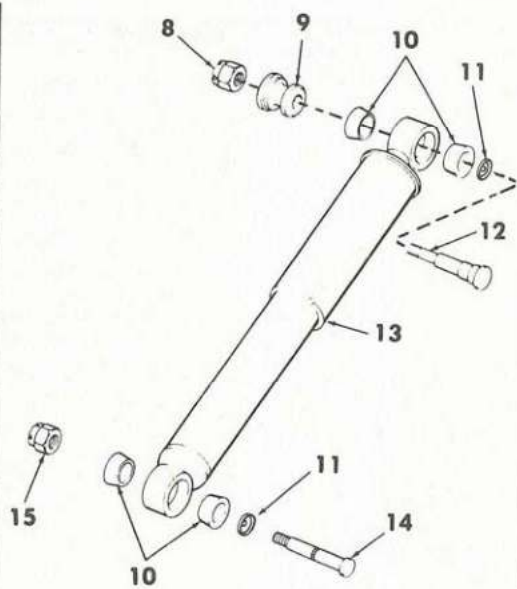
SECTION II

TM9-2320-218-20P

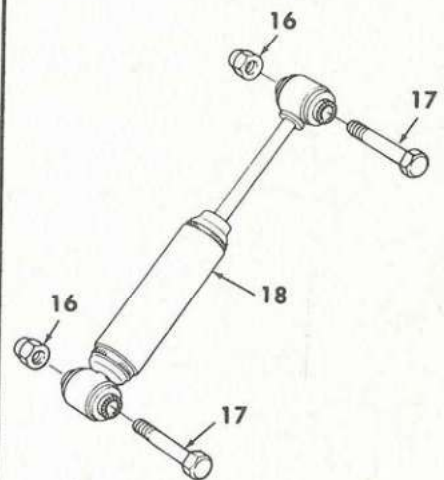
(1) ILLUSTRATION		(2)	(3)	(4)	(5)	(6)	(7)	(8)
(a) FIG NO.	(b) ITEM NO.	SMR CODE	FEDERAL STOCK NUMBER	PART NUMBER	FSCM	DESCRIPTION USABLE ON CODE	U/M	QTY INC IN UNIT
GROUP 1601 SPRINGS								
82	1	KFOZZ		10921885	19207	.SEAT LOWER SPRING,PART OF KIT 10921883..... PART OF KIT P/N 10921883.....911,831	EA	2
82	2	PAOZZ	5360-00-973-2505	10921886	19207	.SPRING HELICAL OVERLOAD KIT.....911,831	EA	2
82	3	KFOZZ		10921884	19207	.SEAT UPPER SPRING,PART OF KIT 10921883..... PART OF KIT P/N 10921883.....911,831	EA	2
82	4	PAOZZ	5360-00-678-2963	8754445	19207	SPRING HELICAL REAR COIL.....178,243,910,911	EA	2
82	5	PAOZZ	5360-00-176-0445	11639643	19207	SPRING HELICAL830,831,832	EA	2
82	6	PAOZZ	5360-00-678-3007	8754263	19207	SPRING HELICAL FRONT COIL.....	EA	2
82	1	PAOZZ	2510-00-973-2506	10921883	19207	PARTS KIT,SPRING REAR SUSPENSION OVERLOAD.....911,831	EA	1
82	2					SEAT	EA	2
82	3					SEAT	EA	2
82						SEAT	EA	2



FRONT (ALL MODELS)



REAR (M151, M151A1,
M151A1C AND M718)



REAR (M151A2, M715A1 AND M825)

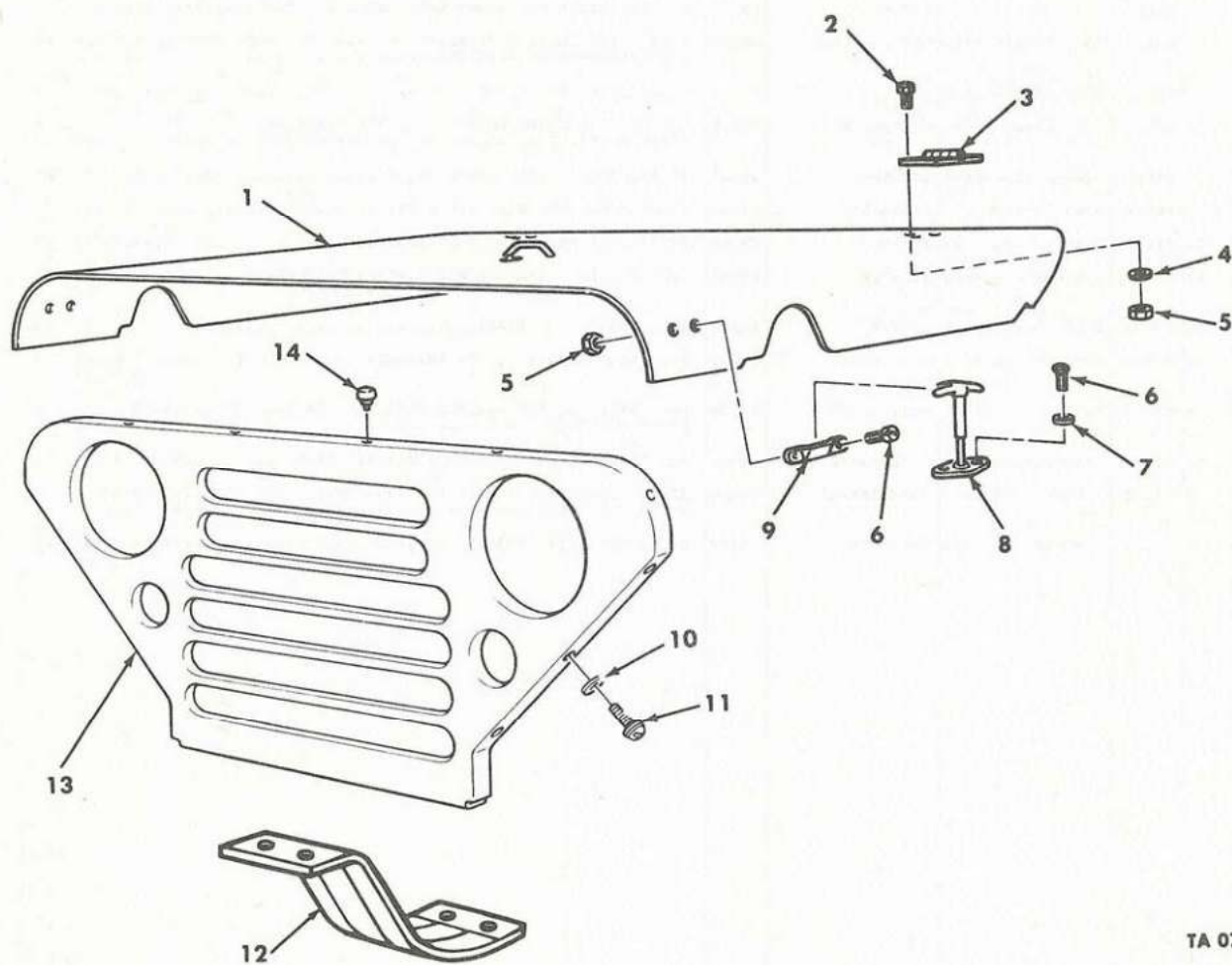
TA 078976

Figure 83. Shock Absorber and Attaching Parts.

SECTION II

TM9-2320-218-20P

(1) ILLUSTRATION		(2)	(3)	(4)	(5)	(6)	(7)	(8)
(a) FIG NO.	(b) ITEM NO.	SMR CODE	FEDERAL STOCK NUMBER	PART NUMBER	FSCM	DESCRIPTION	U/M	QTY INC IN UNIT
						USABLE ON CODE		
						GROUP 1604 SHOCK ABSORBERS		
83	1	PAOZZ	5310-00-999-9423	10950858-2	19207	WASHER SADDLE INNER FRONT SHOCK ABSORBER INSULATOR.....	EA	4
83	2	PAOZZ	5365-00-999-9097	10950859	19207	BUSHING RUBBER FRONT SHOCK ABSORBER.....	EA	8
83	3	PAOZZ	5310-00-999-9167	10950858-1	19207	WASHER SPRING OUTER FRONT SHOCK ABSORBER INSULATOR.....	EA	4
83	4	PAOZZ	5310-00-959-1488	MS51922-21	96906	NUT SELF LOCKING HEXAGON 3-8 24UNF2B-FRONT SHOCK ABSORBER MOUNTING-LOWER.....	EA	4
83	5	XBOZZ		7331162	19207	BRACKET ASSEMBLY FRONT SHOCK ABSORBER MOUNTING.....	EA	2
83	6	PAOZZ	5306-00-255-6562	MS35764-1032	96906	BOLT SELF LOCKING HEXAGON HEAD 3-8 24UNF2AX7-8IN-FRONT SHOCK ABSORBER BRACKET MOUNTING.....	EA	4
83	7	PAOZZ	2540-00-678-2996	8359994	19207	SHOCK ABSORBER FRONT.....	EA	2
83	8	PAOZZ	5310-00-062-4954	MS21045-8	96906	NUT SELF LOCKING HEXAGON 1-2 20UNF3B-REAR SHOCK ABSORBER UPPER MOUNT.....178,243,910,911	EA	2
83	9	PAOZZ	5365-00-168-9746	8754814	19207	SPACER SHOCK REAR UPPER MOUNT.....178,243,910,911	EA	2
83	10	PAOZZ	5365-00-927-9397	10950857	19207	BUSHING RUBBER REAR SHOCK ABSORBER.....178,243,910,911	EA	8
83	11	PAOZZ	5310-00-655-9542	7059149	19207	WASHER SPRING REAR SHOCK ABSORBER.....178,243,910,911	EA	4
83	12	PAOZZ	5306-00-678-1412	8754737	19207	BOLT RIBBED REAR SHOCK ABSORBER UPPER MOUNT.....178,243,910 911	EA	2
83	13	PAOZZ	2540-00-678-2978	8359993	19207	SHOCK ABSORBER REAR.....178,243,910,911	EA	2
83	14	PAOZZ	5306-00-168-3066	10885150	19207	BOLT RIBBED REAR SHOCK ABSORBER LOWER MOUNTING.....178,243 910,911	EA	2
83	15	PAOZZ	5310-00-057-7080	MS51922-29	96906	NUT SELF LOCKING HEXAGON 7-16 20UNF2B-REAR SHOCK ABSORBER LOWER MOUNT.....178,243,910,911	EA	2
83	16	PAOZZ	5310-00-982-5012	MS21045-12	96906	NUT,SELF LOCKING ATTACH SHOCK ABSORBER.....830,831,832	EA	4
83	17	PAOZZ	5305-00-727-8818	MS90726-190	96906	SCREW CAP HEXAGON HEAD 3-4 16UNF2AX2 3-4IN-TO ATTACH REAR SHOCK ABSORBER.....830,831,832	EA	4
83	18	PAOZZ	2540-00-176-9466	11641029	19207	SHOCK ABSORBER REAR.....830,831,832	EA	2



TA 078977

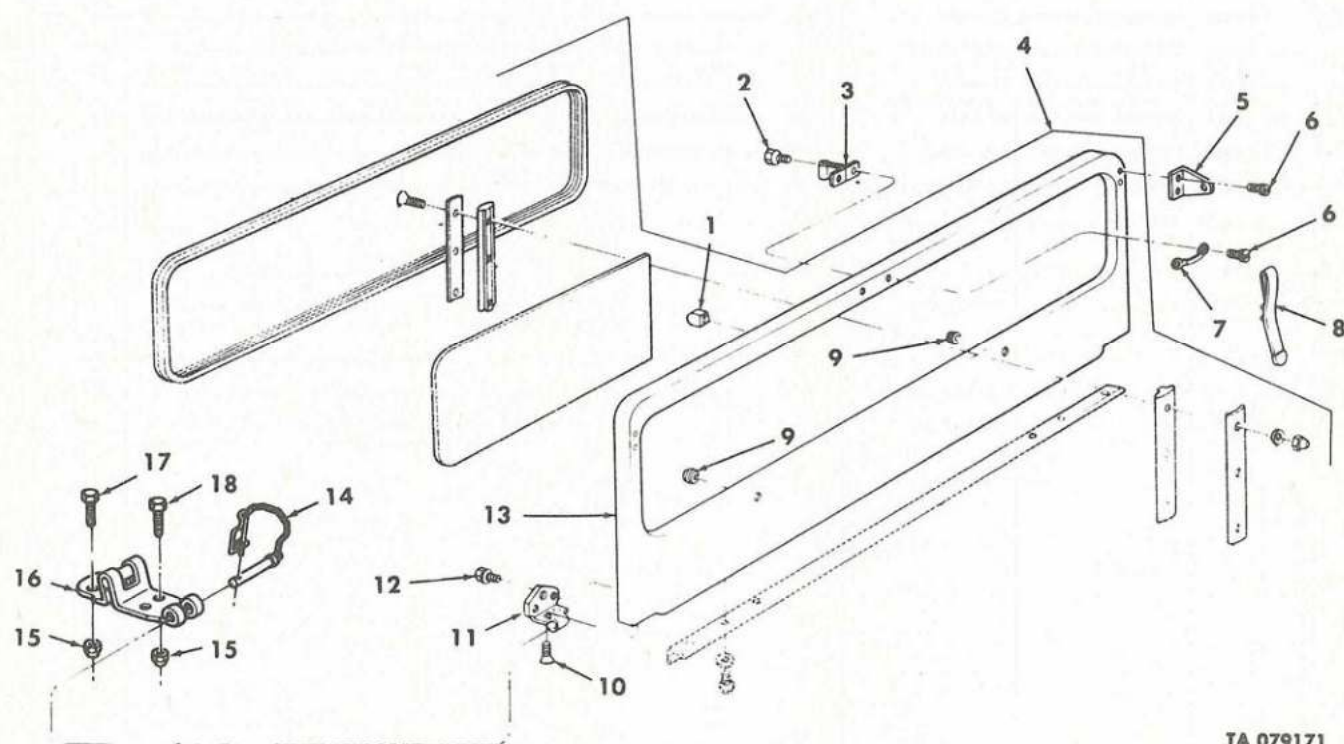
Figure 84. Hood, Brush Guard, and Related Parts.

SECTION II

TM9-2320-218-20P

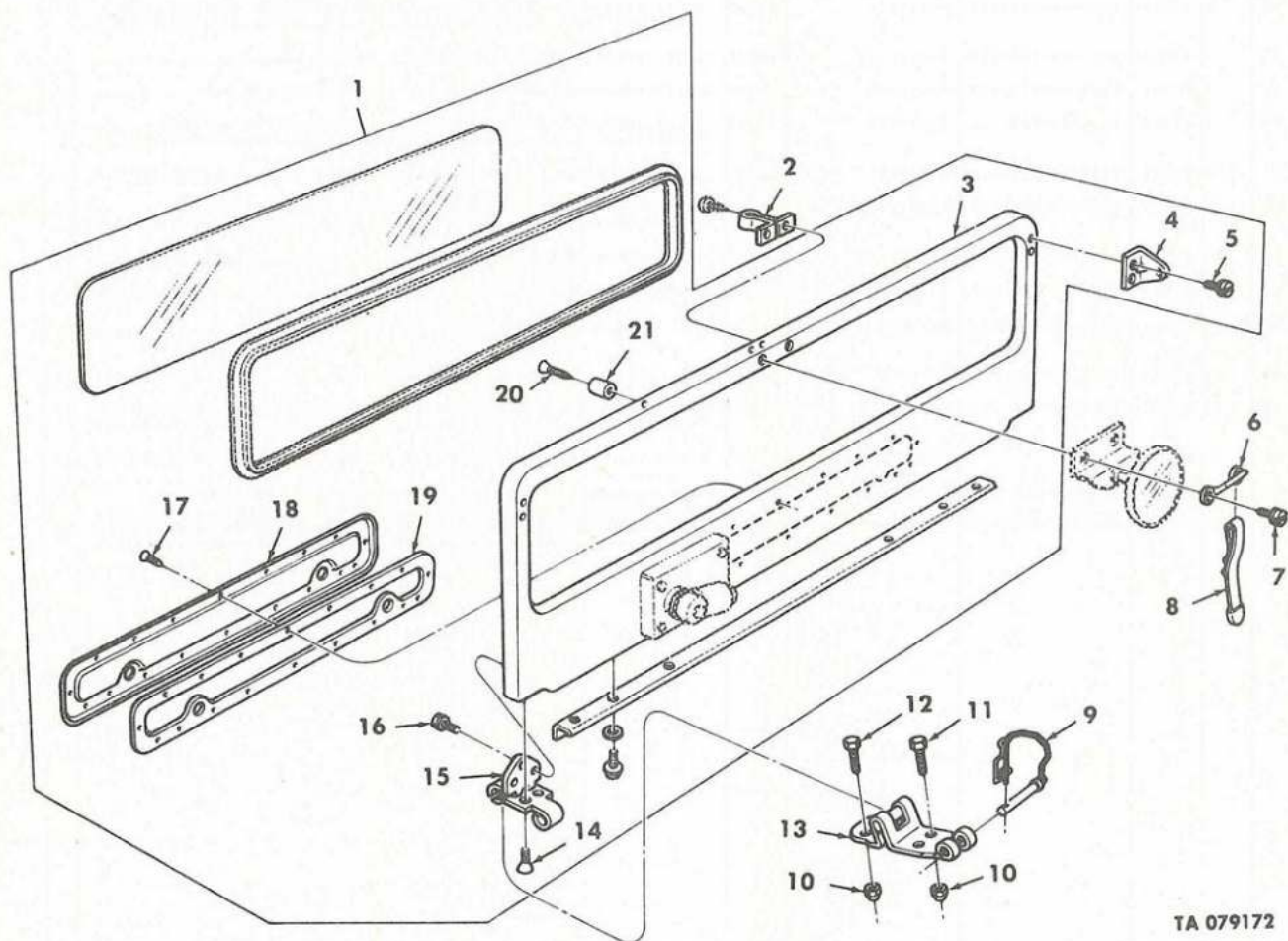
ILLUSTRATION		SMR CODE	FEDERAL STOCK NUMBER	PART NUMBER	FSCM	DESCRIPTION	U/M	QTY INC IN UNIT
(a) FIG NO.	(b) ITEM NO.							
GROUP 1801 BODY, CAB AND HOOD								
84	1	PAOZZ	2510-00-177-7871	8754805	19207	PANEL ASSEMBLY HOOD.....	EA	1
84	2	PAOZZ	5305-00-068-0502	MS90725-6	96906	SCREW, CAP HEXAGON HEAD 1/4-20UNC-2A X 3/4 IN LG TO ATTACH HINGE TO HOOD (6) AND HINGE TO BODY (6)	EA	12
84	3	PAOZZ	5340-00-181-8226	8754723	19207	HINGE ASSEMBLY HOOD.....	EA	2
84	4	PAOZZ	5310-00-809-4058	MS27183-10	96906	WASHER, FLAT TO ATTACH HINGE TO HOOD.....	EA	12
84	5	PAOZZ	5310-00-088-1251	MS51922-1	96906	NUT SELF LOCKING, TO ATTACH HINGE TO HOOD.....	EA	12
84	6	PAOZZ	5305-00-988-1723	MS35206-279	96906	SCREW HOOD CATCH BRACKET TO HOOD, 4, HOOD CATCH TO FENDER, 4, ..	EA	8
84	7	PAOZZ	5310-00-582-5965	MS35338-44	96906	WASHER LOCK-FOR 1-4 SCREW SIZE-HOOD CATCH ASSEMBLY TO FENDER	EA	4
84	8	PAOZZ	2510-00-769-7487	7697487	19207	FASTENER CYLINDER HOOD.....	EA	2
84	9	PAOZZ	5340-00-168-7233	8359955	19207	STRIKE CATCH HOOD HOLD DOWN.....	EA	2
84	10	PAOZZ	5310-00-087-7493	MS27183-13	96906	WASHER, FLAT 5-16 SCREW SIZE, TO ATTACH BRUSH GUARD.....	EA	6
84	11	PAOZZ	5306-00-018-7527	11657361	19207	BOLT, ASSEMBLED TO ATTACH BRUSH GUARD.....	EA	6
84	12	PAOZZ	2510-01-049-2872	8754464	19207	GUARD, BUMPER TO.....	EA	1
84	13	PAOZZ	2540-00-177-7778	10885028	19207	GUARD ASSEMBLY RADIATOR BRUSH GUARD.....	EA	1
84	14	PAOZZ	5340-00-176-0451	11644853	19207	BUMPER RUBBER BRUSH GUARD ENGINE COVER.....	EA	6

185



TA 079171

Figure 85. Windshield Assembly and Related Parts (M151, M151A1, M151A1C, and M718).



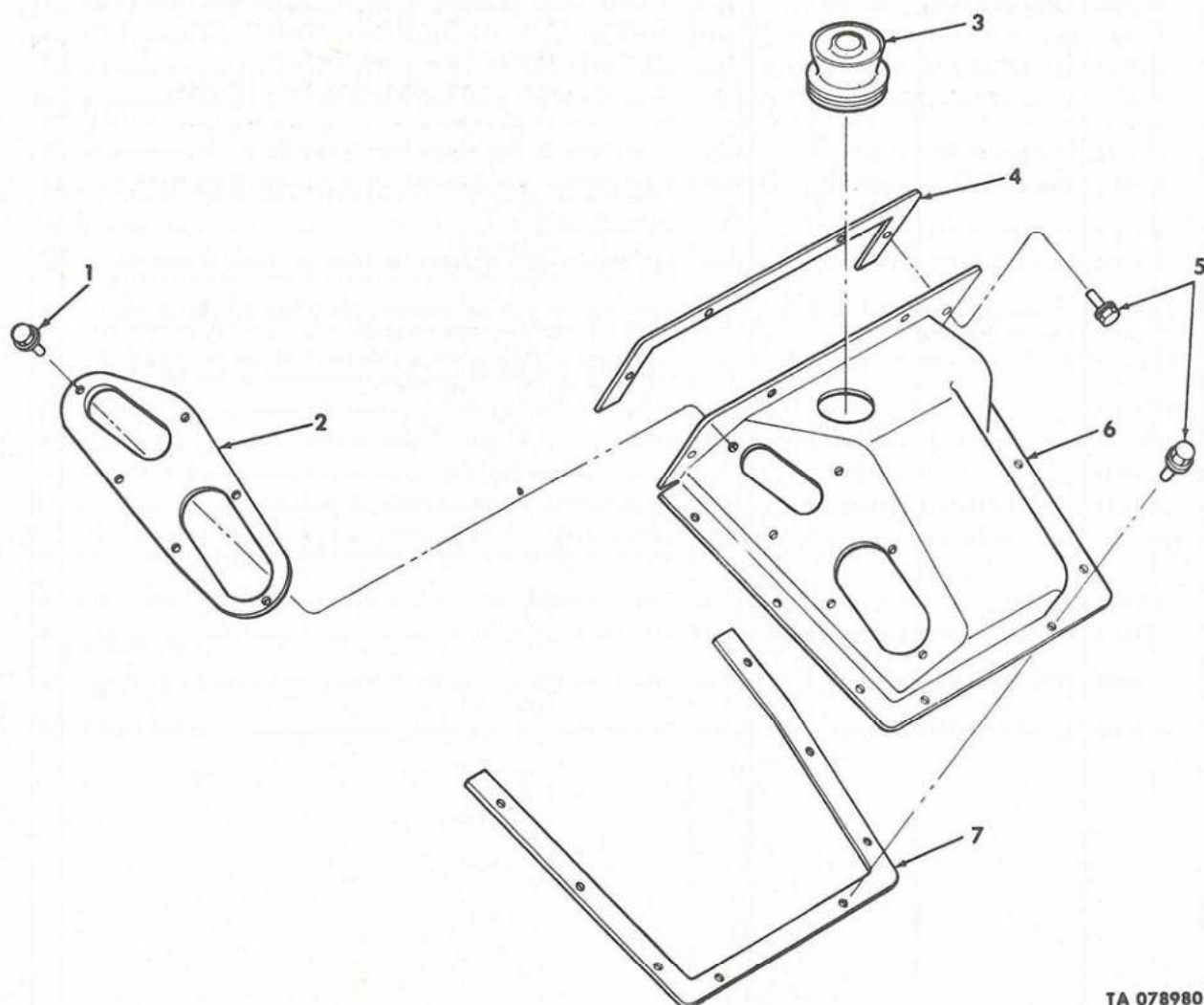
TA 079172

Figure 86. Windshield Assembly and Related Parts (M151A2, M718A1, and M825).

SECTION II

TM9-2320-218-20P

(1) ILLUSTRATION		(2)	(3)	(4)	(5)	(6) DESCRIPTION	(7)	(8)
(a) FIG NO.	(b) ITEM NO.	SMR CODE	FEDERAL STOCK NUMBER	PART NUMBER	FSCM	USABLE ON CODE	U/M	QTY INC IN UNIT
GROUP 1801 CONTINUED								
86	1	PAOZZ	2510-00-176-9146	11639652	19207	WINDSHIELD ASSEMBLY (W/O WIPER MOTOR AND LINKAGE) B30,B31,B32	EA	1
86	2	PAOZZ	5340-00-093-5789	11644916	19207	CATCH WINDSHIELD HOOD.....B30,B31,B32	EA	1
86	3	XBOZZ		11644921	19207	.PANEL ASSEMBLY WINDSHIELD.....B30,B31,B32	EA	1
86	4	PAOZZ	5340-00-177-8114	7331320	19207	.BRACKET ANGLE WINDSHIELD TOP HORIZONTAL ROD.....	EA	2
86	5	PAOZZ	5305-00-527-5751	441375	21450	.SCREW ASSEMBLED WINDSHIELD BRACKET ATTACHING....B30,B31,B32	EA	4
86	6	PAOZZ	5340-00-764-2334	MS51939-1	96906	LOOP STRAP FASTENER-WINDSHIELD.....	EA	1
86	7	PAOZZ	5305-00-531-0341	440485	21450	SCREW ASSEMBLED STRAP FASTENER AND MIRROR ATTACHING.....B30 B31,B32	EA	2
86	8	PAOZZ	5340-00-753-3740	8690460	19207	STRAP ASSEMBLY WINDSHIELD TIE DOWN COTTON WEBBING.....	EA	1
86	8	PAOZZ	5340-00-168-7111	11630570	19207	STRAP WEBBING WINDSHIELD TIE DOWN NYLON,OPTIONAL WITH 8690460.....	EA	1
86	9	PAOZZ	2540-00-165-4041	7331383	19207	PIN ASSEMBLY,WINDSHIELD HINGE.....B30,B31,B32	EA	1
86	10	PAOZZ	5310-00-984-3806	MS51922-9	96906	NUT SELF LOCKING HEXAGON 5-16 18UNC-TO ATTACH WINDSHIELD HINGE TO COWL.....	EA	8
86	11	PAOZZ	5306-00-225-8498	MS90725-33	96906	BOLT MACHINE 5-16 18UNC2AX7-8IN-TO ATTACH WINDSHIELD HINGE TO COWL.....	EA	6
86	12	PAOZZ	5306-00-225-8500	MS90725-35	96906	BOLT MACHINE 5-16 18 X 1 1-8 IN LG.TO ATTACH HINGE TO COWL (LEFT SIDE ONLY).....	EA	2
86	13	XBOZZ		11644887	19207	HINGE ASSEMBLY WINDSHIELD.....B30,B31,B32	EA	2
86	14	PAOZZ	5305-00-007-3023	11641085-1	19207	.SCREW THREAD TO ATTACH HINGE TO WINDSHIELD.....B30,B31,B32	EA	4
86	15	XBOZZ		11644912	19207	.HINGE ASSEMBLY WINDSHIELD.....B30,B31,B32	EA	2
86	16	PAOZZ	5305-00-006-8410	11641086-1	19207	SCREW,TAPPING TO ATTACH HINGE TO WINDSHIELD.....	EA	6
86	17	PAOZZ	5305-00-840-6694	MS24621-29	96906	SCREW,TAPPING THREAD FORMING,CROSS RECESSED NO 8/32 TO ATTACH COVER AND GASKET TO WINDSHIELD PANEL.....B30,B31,B32	EA	18
86	18	XBOZZ		11644901	19207	.COVER WINDSHIELD PANEL.....B30,B31,B32	EA	1
86	19	PAOZZ	5330-00-143-8710	11644892	19207	.GASKET, WINDSHIELD COVER..... B30,B31,B32	EA	1
86	20	PAOZZ	5305-00-044-4162	MS24621-33	96906	.SCREW TAPPING 8X7-8IN TO ATTACH BUMPER TO WINDSHIELD PANEL. B30,B31,B32	EA	2
86	21	PAOZZ	5340-00-008-5831	11644886	19207	.BUMPER ASSEMBLY WINDSHIELD ASSEMBLY..... B30,B31,B32	EA	2



TA 078980

Figure 87. Transmission Cover Plate and Related Parts.

SECTION II

TM9-2320-218-208

(1) ILLUSTRATION		(2) SMR CODE	(3) FEDERAL STOCK NUMBER	(4) PART NUMBER	(5) FSCM	(6) DESCRIPTION USABLE ON CODE	(7) U/M	(8) QTY INC IN UNIT
						GROUP 1805 FLOORS, TRANSMISSION COVER PLATE AND RELATED PARTS		
87	1	PAOZZ	5306-00-042-5379	425379	21450	SCREW AND WASHER TRANSMISSION COVER PLATE GASKET RETAINER ATTACHING.....	EA	6
87	2	XBOZZ		8754850	19207	RETAINER TRANSMISSION COVER PLATE GASKET.....	EA	1
87	3	PAOZZ	2530-00-678-3008	8754098	19207	BOOT DUST AND TRANSMISSION SHIFT LEVER AT COVER, PART OF KIT 5702243 PART OF KIT, P/N 5702243.....	EA	1
87	4	PAOZZ	5330-00-222-9036	7331373	19207	GASKET TRANSMISSION COVER PLATE FRONT.....	EA	1
87	5	PAOZZ	5306-00-042-5389	425389	24617	SCREW AND WASHER TRANSMISSION COVER PLATE ATTACHING.....	EA	12
87	6	XBOZZ		7331369	19207	PANEL TRANSMISSION COVER.....	EA	1
87	7	PAOZZ	5330-00-230-3719	7331372	19207	GASKET TRANSMISSION COVER PLATE REAR.....	EA	1
87	1	PAOZZ	2540-00-887-1343	5702243	19207	PARTS KIT DUST AND TRANSMISSION..... 178,243,910,911	EA	1
65	3					BELLOWS RUBBER	EA	1
11	3					SEAL CLUTCH ROD	EA	1
87	3					BOOT DUST AND	EA	1
23	8					BOOT, ACCELERATOR ROD	EA	1
57	3					BOOT, TRANSMISSION GEAR SHIFT	EA	1
87		PAOZZ	2510-00-043-3742	5703326	19207	PARTS KIT DUST AND TRANSMISSION.....	EA	1
11	3					SEAL CLUTCH ROD	EA	1
23	8					BOOT, ACCELERATOR ROD	EA	1
57	3					BOOT, TRANSMISSION GEAR SHIFT	EA	1
65	16					SHIELD, DUST	EA	1
87	3					BOOT	EA	1

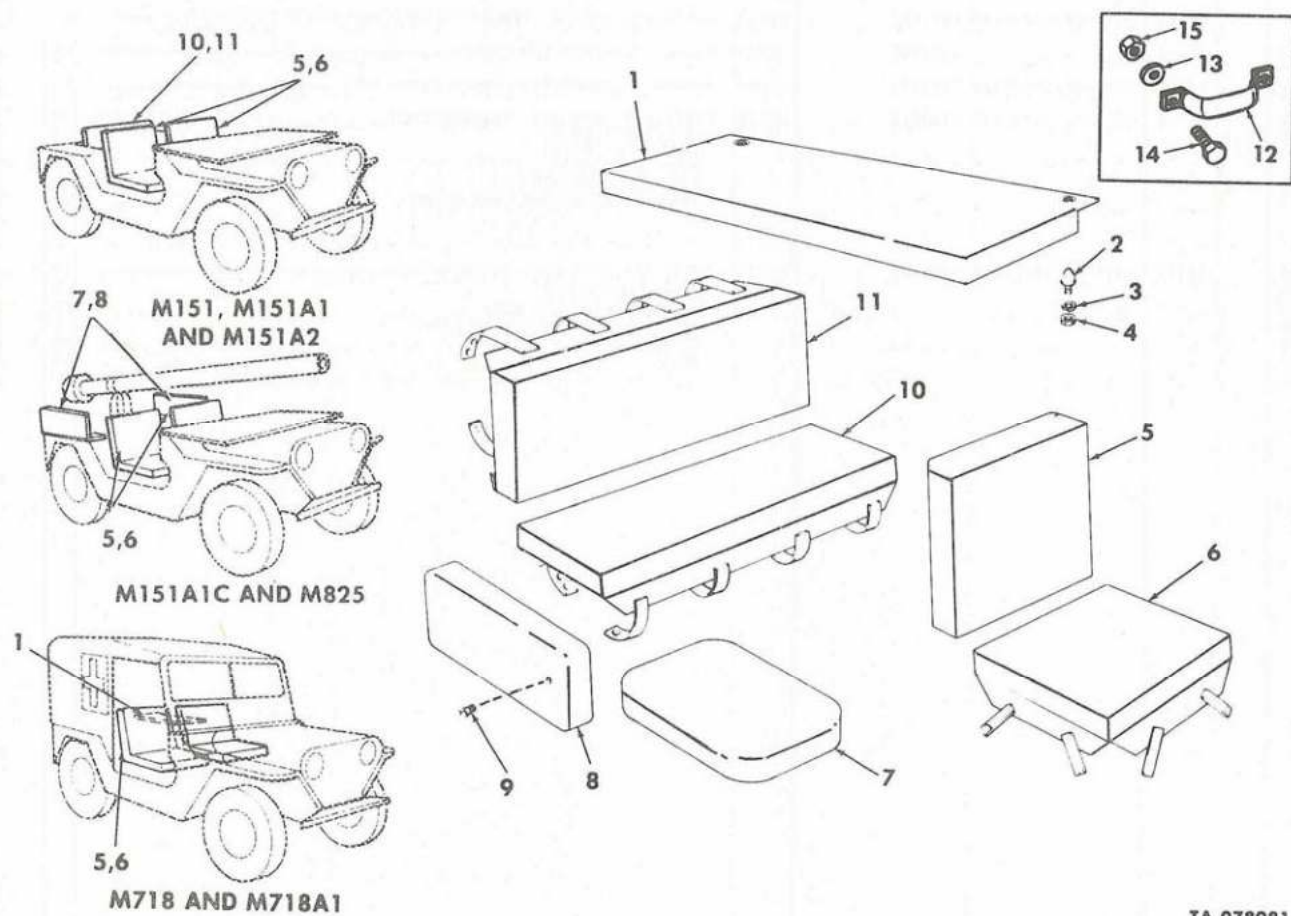
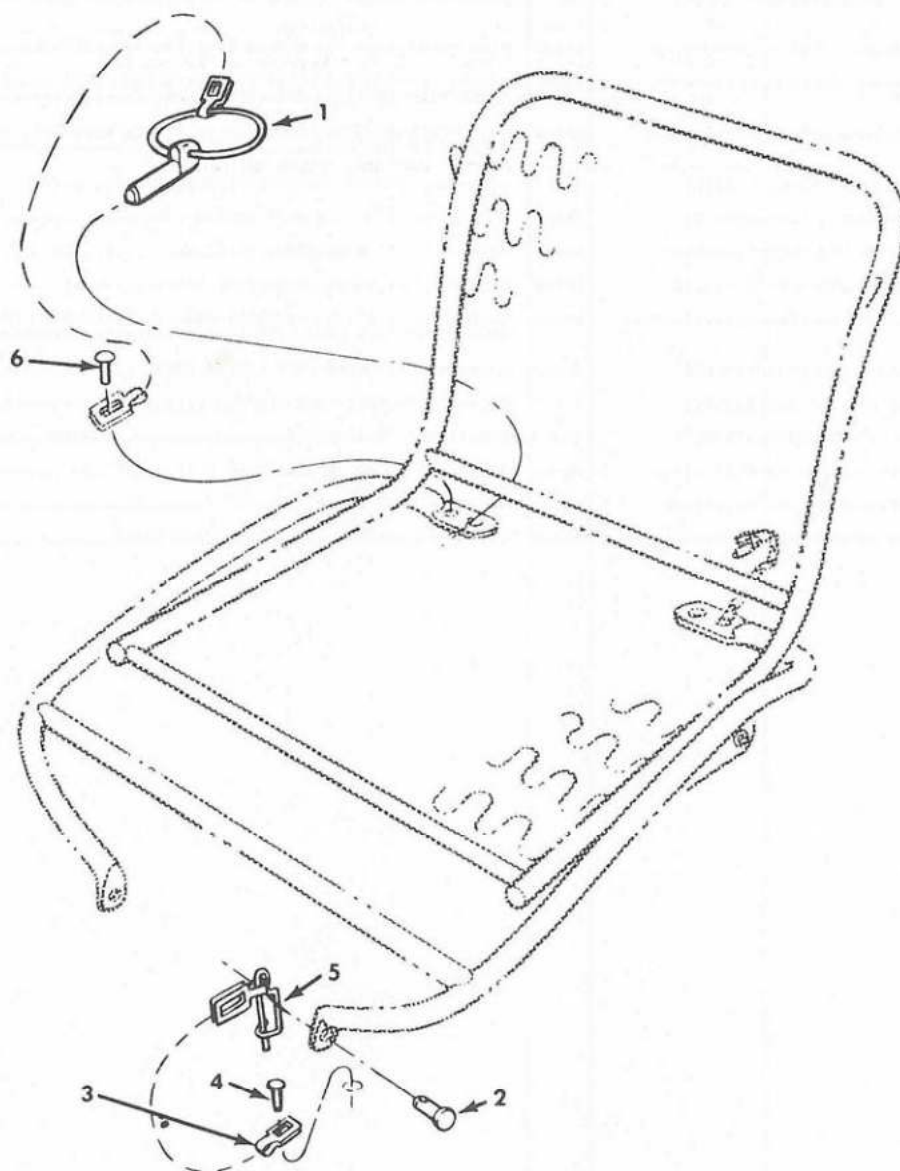


Figure 88. Seat Cushions and Safety Grab Bar.

SECTION II

TM9-2320-218-20P

(1) ILLUSTRATION		(2)	(3)	(4)	(5)	(6)	(7)	(8)
(a) FIG NO.	(b) ITEM NO.	SMR CODE	FEDERAL STOCK NUMBER	PART NUMBER	FSCM	DESCRIPTION USABLE ON CODE	U/M	QTY INC IN UNIT
GROUP 1806 UPHOLSTERY AND SEATS								
88	1	PAOZZ	2540-00-945-9191	11598849	19207	CUSHION SEAT SIDE SEAT COTTON DUCK.....243,830	EA	1
88	1	PAOZZ	2540-00-241-8576	11630566	19207	CUSHION ASSEMBLY SIDE SEAT NYLON OPTIONAL WITH 11598849..... 243,830	EA	1
88	2	PAOZZ	5325-00-907-0704	10921905-1	19207	STUD TURNBUTTON TO ATTACH SIDE CUSHION ASSEMBLY.....243,830	EA	2
88	3	PAOZZ	5310-00-045-4007	MS35338-41	96906	WASHER LOCK-FOR 6 SCREW SIZE-TO ATTACH SIDE CUSHION TURNBUTTON STUD.....243,830	EA	2
88	4	PAOZZ	5310-00-934-9747	MS35649-262	96906	NUT PLAIN HEXAGON 6 32UNC2B-TO ATTACH SIDE CUSHION TURNBUTTON STUD.....243,830	EA	2
88	5	PAOZZ	2540-00-678-2965	8754948	19207	CUSHION ASSEMBLY FRONT COTTON DUCK.....	EA	2
88	6	PAOZZ	2540-00-678-1804	8754900	19207	CUSHION SEAT FRONT SEAT COTTON DUCK.....	EA	2
88	7	PAOZZ	2540-00-832-5665	10936840	19207	CUSHION SEAT INDIVIDUAL SEAT.....911,831	EA	2
88	8	PAOZZ	2540-00-832-5664	10936838	19207	CUSHION SEAT BACK INDIVIDUAL SEAT.....911,831	EA	2
88	9	PAOZZ	5305-00-988-3784	MS35191-289	96906	SCREW MACHINE 1-4 28UNF2AX1-2IN-TO ATTACH REAR SIDE SEAT BACK 4 AND REAR SIDE SEAT 8.....911,831	EA	6
88	10	PAOZZ	2540-00-678-2977	7345140	19207	CUSHION SEAT REAR SEAT COTTON DUCK.....178,910,832	EA	1
88	11	PAOZZ	2540-00-678-1805	7345149	19207	CUSHION ASSEMBLY BACK COTTON DUCK.....178,910,832	EA	1
88	12	PAOZZ	2540-01-038-8295	11598950	19207	BAR,SAFETY PASSENGERS.....	EA	1
88	13	PAOZZ	5310-00-809-4058	MS27183-10	96906	WASHER,FLAT PASSENGERS HAND RAIL.....	EA	2
88	14	PAOZZ	5305-00-068-0506	MS90726-6	96906	BOLT,EYE PASSENGERS HAND RAIL.....	EA	2
88	15	PAOZZ	5310-00-087-4652	MS20365-428C	96906	NUT,SELF-LOCKING PASSENGERS HAND RAIL.....	EA	2



TA 078982

Figure 89. Front Seat Retaining Pins.

SECTION II

TM9-2320-218-20P

(1) ILLUSTRATION		(2)	(3)	(4)	(5)	(6)	(7)	(8)
(a) FIG NO.	(b) ITEM NO.	SMR CODE	FEDERAL STOCK NUMBER	PART NUMBER	FSCM	DESCRIPTION USABLE ON CODE	U/M	QTY INC IN UNIT
GROUP 1806 CONTINUED								
89	1	PAOZZ	5315-00-815-5725	10885549	19207	CHAIN ASSEMBLY FRONT SEAT.....	EA	2
89	2	PAOZZ	5315-00-010-3496	431780	21450	PIN FRONT SEAT RETAINER.....	EA	4
89	3	PAOZZ	4010-00-262-1551	42C14155-1	80244	CHAIN FRONT SEAT RETAINER, 6 IN LG.....	EA	1
89	4	PAOZZ	5305-00-253-5620	MS21318-29	96906	SCREW, CRIVE FRONT SEAT CHAIN RETAINER.....	EA	4
89	5	PAOZZ	5315-00-871-3858	8754047	21450	CLIP LOCKING FRONT SEAT PIN.....	EA	4
89	6	PAOZZ	5320-00-264-3282	MS16536-62	96906	RIVET FRONT SEAT CHAIN RETAINING.....	EA	2

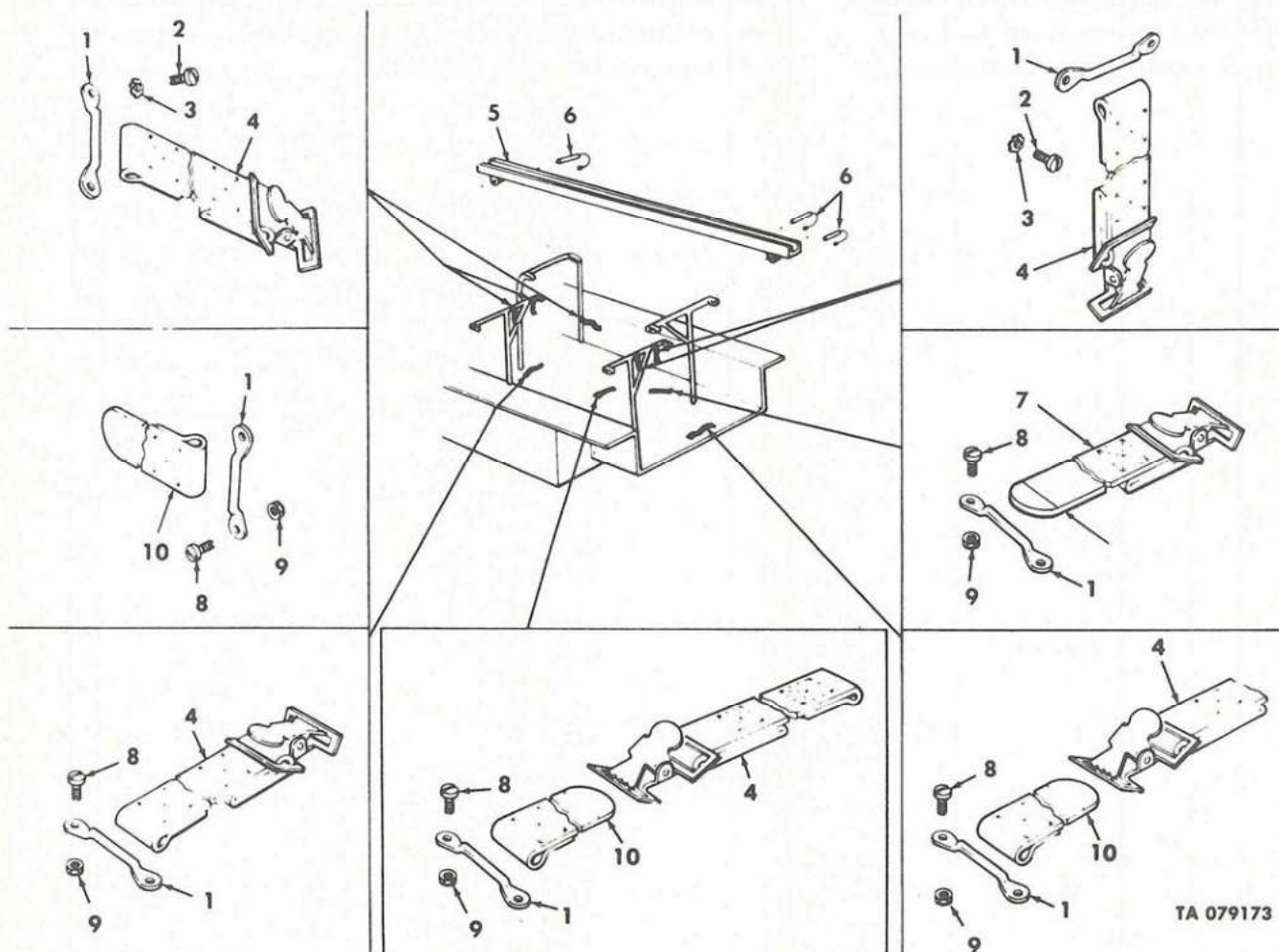


Figure 90. Ambulance Litter Rails, Straps, and Attaching Parts (M718 and M718A1).

SECTION II

TM9-2320-218-20P

(1) ILLUSTRATION		(2) SMR CODE	(3) FEDERAL STOCK NUMBER	(4) PART NUMBER	(5) FSCM	(6) DESCRIPTION USABLE ON CODE	(7) U/M	(8) QTY INC IN UNIT
GROUP 1808 AMBULANCE LITTER RAILS, STRAPS								
90	1	PAOZZ	5340-00-764-2334	MS51939-1	96906	LOOP FOOTMAN STRAP MOUNTING.....243,B30	EA	10
90	2	PAOZZ	5305-00-989-7434	MS35207-263	96906	SCREW MACHINE 10 32UNF2AX1-2IN-TO ATTACH LITTER RAIL STRAP LOOP.....243,B30	EA	6
90	3	PAOZZ	5310-00-596-7641	MS35335-32	96906	WASHER LOCK-FOR 10 SCREW SIZE-TO ATTACH LITTER RAIL STRAP LOOP.....243,B30	EA	6
90	4	MFOZZ		10950890-1	19207	STRAP ASSEMBLY LITTER RAIL,MFD,(14 IN)WEBBING 8305002632477 (1)BUCKLE 5340000576956.....243,B30	EA	6
90	4	MFOZZ		11630491-1	19207	STRAP ASSMBLY, LITTER RAIL,MFD,(14 IN)WEBBING 8305002673009,(2)BUCKLES 5340000576956.....243,B30	EA	6
90	5	XBOZZ		10950950	19207	RAIL AND RETAINER AMBULANCE LITTER.....243,B30	EA	6
90	6	PAOZZ	5340-00-832-6044	11598847	19207	PIN ASSMBLY LITTER RAIL BRACKET.....243,B30	EA	18
90	7	MFOZZ		11598966	19207	STRAP ASSEMBLY, LITTER RAIL,MFD,(20.51 IN)WEBBING,(1)BUCKLE 5340000576956,(1) CLIP 5340000787029.....243,B30	EA	1
90	7	MFOZZ		11630492	19207	STRAP ASSEMBLY, LITTER RAIL,MFD,(20.51 IN)WEBBING..... 8305002673009,(1)BUCKLE 5340000576956,(1)CLIP 5340000787029..... 243,B30	EA	1
90	8	PAOZZ	5305-00-989-7435	7521550	19207	SCREW MACHINE 10 32UNF2AX5-8IN-TO ATTACH LITTER STRAP LOOPS. 243,B30	EA	14
90	9	PAOZZ	5310-00-677-5797	MS21044N3	96906	NUT SELF LOCKING HEXAGON 10 32UNF3B-TO ATTACH LITTER STRAP LOOPS.....243,B30	EA	14
90	10	MFOZZ		10950891-3	19207	STRAP ASSEMBLY, LITTER RAILS,MFD,(27 IN)WEBBING 8305002632477,(1)CLIP 5340000787029.....243,B30	EA	1
90	10	MFOZZ		11630490-3	19207	STRAP ASSEMBLY, LITTER RAIL,MFD,(27 IN)WEBBING 8305002673009,(1)CLIP 5340000787029.....243,B30	EA	1

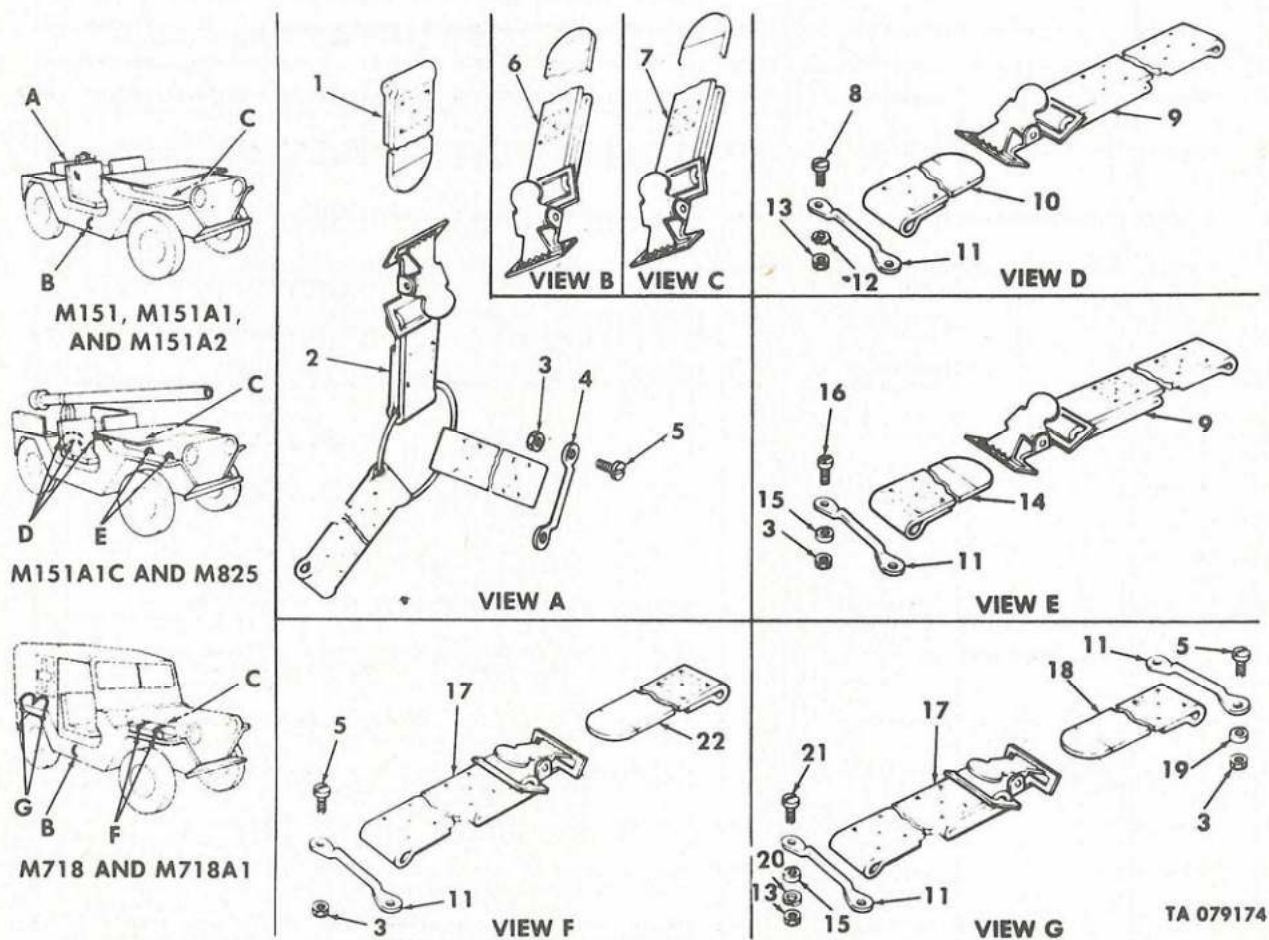


Figure 91. Miscellaneous Straps and Attaching Parts.

SECTION II

TM9-2320-218-20P

(1) ILLUSTRATION		(2)	(3)	(4)	(5)	(6)	(7)	(8)
(a) FIG NO.	(b) ITEM NO.	SMR CODE	FEDERAL STOCK NUMBER	PART NUMBER	FSCM	DESCRIPTION USABLE ON CODE	U/M	QTY INC IN UNIT
GROUP 1808 CONTINUED								
91	1	PAOZZ	5340-00-158-1433	7345194	19207	STRAP WEBBING GASOLINE CAN HOLD DOWN WITH END CLIP COTTON DUCK.....178,910,832	EA	1
91	1	PAOZZ	5340-00-158-1433	11630578	19207	STRAP WEBBING WITH END CLIP,NYLON,GASOLINE CAN HOLD DOWN, OPTIONAL WITH 5340-00-158-1433.....178,910,832	EA	1
91	2	PAOZZ	5340-00-578-1417	7345189	19207	STRAP WEBBING GASOLINE CAN HOLD DOWN COTTON DUCK.....178,910,832	EA	1
91	2	PAOZZ	5340-01-026-0468	11630577	19207	STRAP,WEBBING NYLON,GASOLINE CAN HOLD DOWN,OPTIONAL WITH 5340-00-678-1417.....178,910,832	EA	1
91	3	PAOZZ	5310-00-677-5797	MS21044N3	96906	NUT SELF LOCKING HEXAGON 10 32UNF3B,GASOLINE CAN STRAP LOOPS M151 M151A1,M151A2,6,SHOVEL LOOPS M151A1C M825,8,BLANKET LOOPS M718 AND M718A1,4.....	EA	26
91	4	PAOZZ	5340-00-916-6539	MS51939-2	96906	LOOP STRAP FASTENER-GASOLINE CAN STRAP MOUNTING.....178,910,832	EA	3
91	5	PAOZZ	5305-00-989-7435	7521550	19207	SCREW MACHINE 10 32 UNF2AX-8IN-TO ATTACH GAS CAN STRAP LOOPS,6,SPLINT SET LOOPS,8,4718A1,BLANKET LOOPS,4,M718,M718A1 178,243,910,911,830,832	EA	18
91	6	MFOZZ		592636	19207	STRAP ASSEMBLY ATTACH SHOVEL,MFD (20 IN)WEBBING 8305002632477,(1)BUCKEL 5340000576956,(1)CLIP 5340000787029.. 178,243,910,830,832	EA	2
91	7	MFOZZ		592635	24617	STRAP WEBBING ATTACH AXE,MFD,(16 IN)WEBBING 8305002632477, (1)BUCKEL 5340000576956,(1)CLIP 5340000787029.....	EA	1
91	7	MFOZZ		11630463-3	19207	STRAP,WEBBING,NLON ATTACH AXE,MFD,(16 IN)WEBBING 8305002673009,(1)BUCKEL 5340000576956,(1)CLIP 5340000787029..	EA	1
90	8	PAOZZ	5305-00-989-7434	MS35207-263	96906	SCREW MACHINE 10 32UNF2AX1-2IN TO ATTACH TUBE COVER STRAP,8, CLEANING SHAFT LOOPS,4.....243,911,830,831	EA	12
91	9	MFOZZ		10944427	19207	STRAP ASSEMBLY TUBE COVER,SHOVEL AND CLEANING SHAFT, MFD (2 IN)WEBBING 8305002632477,(1) BUCKEL 5340000576956....911,831	EA	5
91	9	MFOZZ		11630493	19207	STRAP ASSEMBLY (2)SHOVEL,(1)CLEANING SHAFT,(1)LEFT TUBE CORER (1)RIGHT TUBE COVER,MFD,(2 IN)WEBBING 8305002673009 (1) BUCKEL 5340000576956.....911,831	EA	5
91	10	MFOZZ		10945121-2	19207	STRAP WEBBING TUBE COVER AND CLEANING SHAFT,MFD, (14 IN)WEBBING 8305002632477, (1) CLIP 5340000787029.....911,831	EA	3
91	10	MFOZZ		11630494-2	19207	STRAP,WEBBING,NYLON TUBE COVER, MFD 14 IN WEBBING 8305002673009,(1)CLIP 5340000787029.....911,831	EA	3
91	11	PAOZZ	5340-00-764-2334	MS51939-1	96906	LOOP STRAP FASTENER TUBE COVER STRAP,2,CLEANING SHAFT STRP, 2,SHOVEL STRAP,4,SPLINT SET STRAP,M718,M718A1,4,BLANKET STRAP M718 M718A1,4.....243,911,830,831	EA	18
91	12	PAOZZ	5310-00-596-7691	MS35335-32	96906	WASHER LOCK FOR SIZE 10 SCREW,TUBE COVER LOOPS,8,CLEANING SHAFT STRAP LOOPS,4,.....911,831	EA	12
91	13	PAOZZ	5310-00-934-9751	MS35650-302	96906	NUT PLAIN HEXAGON 10 32UNF2B TUBE COVER STRAP LOOPS,8, CLEANING SHAFT LOOPS,4,BLANKET LOOPS,4.....243,911,830,831	EA	16
91	14	MFOZZ		11630494-1	19207	STRAP,WEBBING ATTACH SHOVEL,(8 IN)WEBBING 8305002673009, (1)CLIP 5340000787029.....911,831	EA	2
91	14	MFOZZ		10945121-1	19207	STRAP ASSEMBLY TO ATTACH SHOVEL JFD FROM (8 IN) WEBBING COTTON 5305002632477 AND (1) CLIP 5340000787029.....911,831	EA	2
91	15	PAOZZ	5310-00-809-8546	MS27183-8	96906	WASHER FLAT FOR SIZE 10 SCREW,SHOVEL STRAP LOOPS,8, BLANKET LOOPS,4,.....243,911,830,831	EA	12
91	16	PAOZZ	5305-00-993-1848	MS35207-265	96906	SCREW MACHINE 10 32UNF2AX3-4IN-TO ATTACH SHOVEL STRAP LOOPS.. 911,831	EA	8
91	17	MFOZZ		11630491-2	19207	STRAP ASSEMBLY SPLINT SET (2) BLANKET SET (2),MFD,(20 IN) WEBBING 8305002673009,(1)BUCKLE 5340000576956.....243,830	EA	4
91	17	MFOZZ		10950890-2	19207	STRAP ASSEMBLY COTTON TO ATTACH SPLINT SET (2) BLANKET (2) MFD FROM (21 IN) WEBBING 8305002632477 AND (1) BUCKLE 5340000576956.....243,830	EA	4

SECTION II

TM9-2320-218-20P

(1) ILLUSTRATION		(2) SMR CODE	(3) FEDERAL STOCK NUMBER	(4) PART NUMBER	(5) FSCM	(6) DESCRIPTION USABLE ON CODE	(7) U/M	(8) QTY INC IN UNIT
(a) FIG NO.	(b) ITEM NO.							
91	18	MFOZZ		10950891-3	19207	STRAP ASSEMBLY, LITTER RAIL REAR MFD (27 IN)WEBBING 8305002632477,(1)CLIP 5340000787029.....243,B30	EA	2
91	18	MFOZZ		11630490-3	19207	STRAP ASSEMBLY, BLANKET SET,MFD,(27 IN)WEBBING 8305002673009,(1)CLIP 5340000787029.....243,B30	EA	1
91	19	PAOZZ	5310-00-823-8804	MS27183-9	96906	WASHER FLAT-FOR 10 SCREW SIZE-TO ATTACH AMBULANCE BLANKET STRAP LOOPS.....243,B30	EA	4
91	20	PAOZZ	5310-00-045-3296	MS35338-43	96906	WASHER LOCK-FOR 10 SCREW SIZE-TO ATTACH AMBULANCE BLANKET STRAP LOOPS.....243,B30	EA	4
91	21	PAOZZ	5305-00-995-3444	MS35207-266	96906	SCREW MACHINE 10 32UNF2AX7-8IN-TO ATTACH AMBULANCE BLANKET STRAP LOOPS.....243,B30	EA	4

THIS PAGE INTENTIONALLY LEFT BLANK

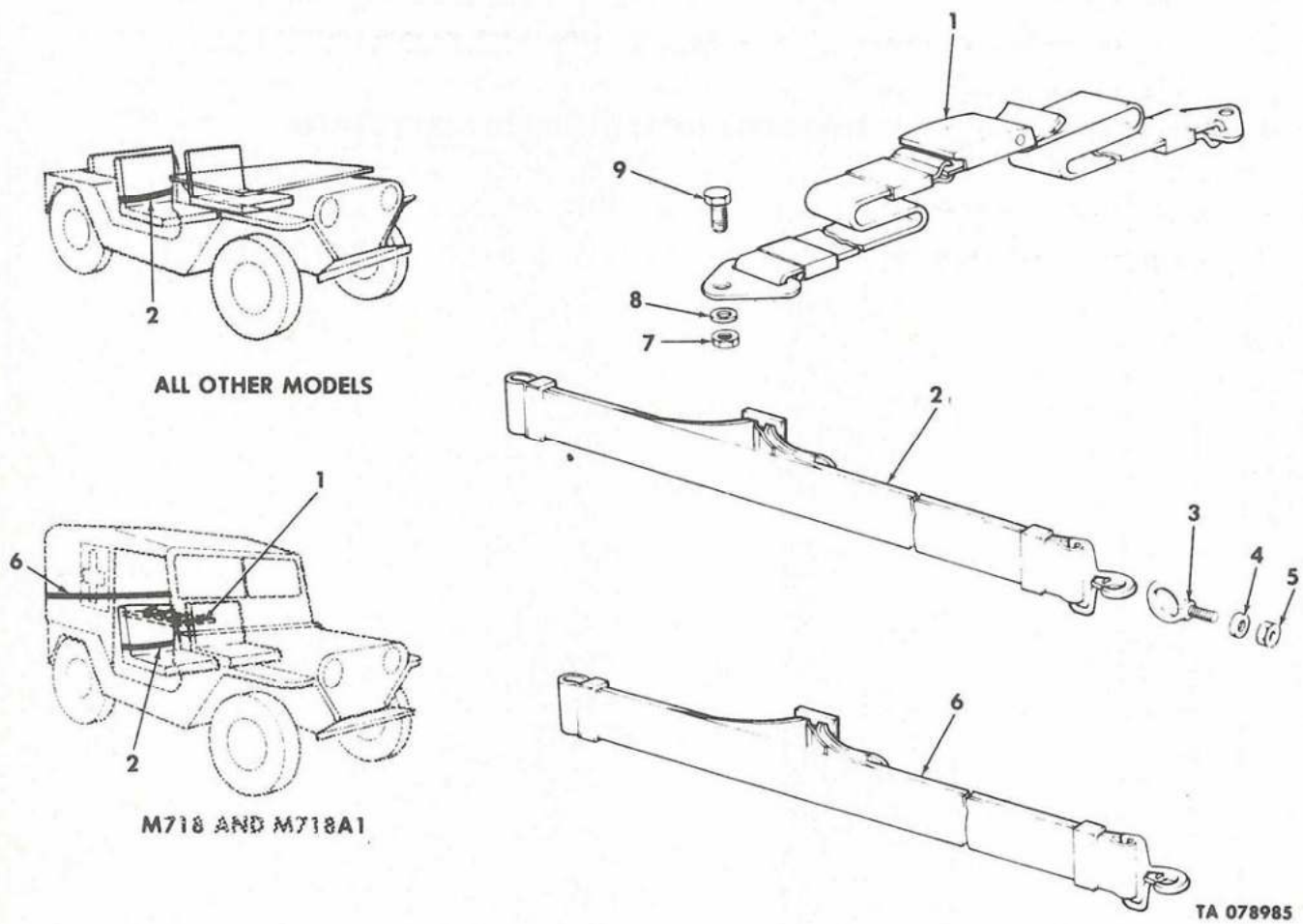
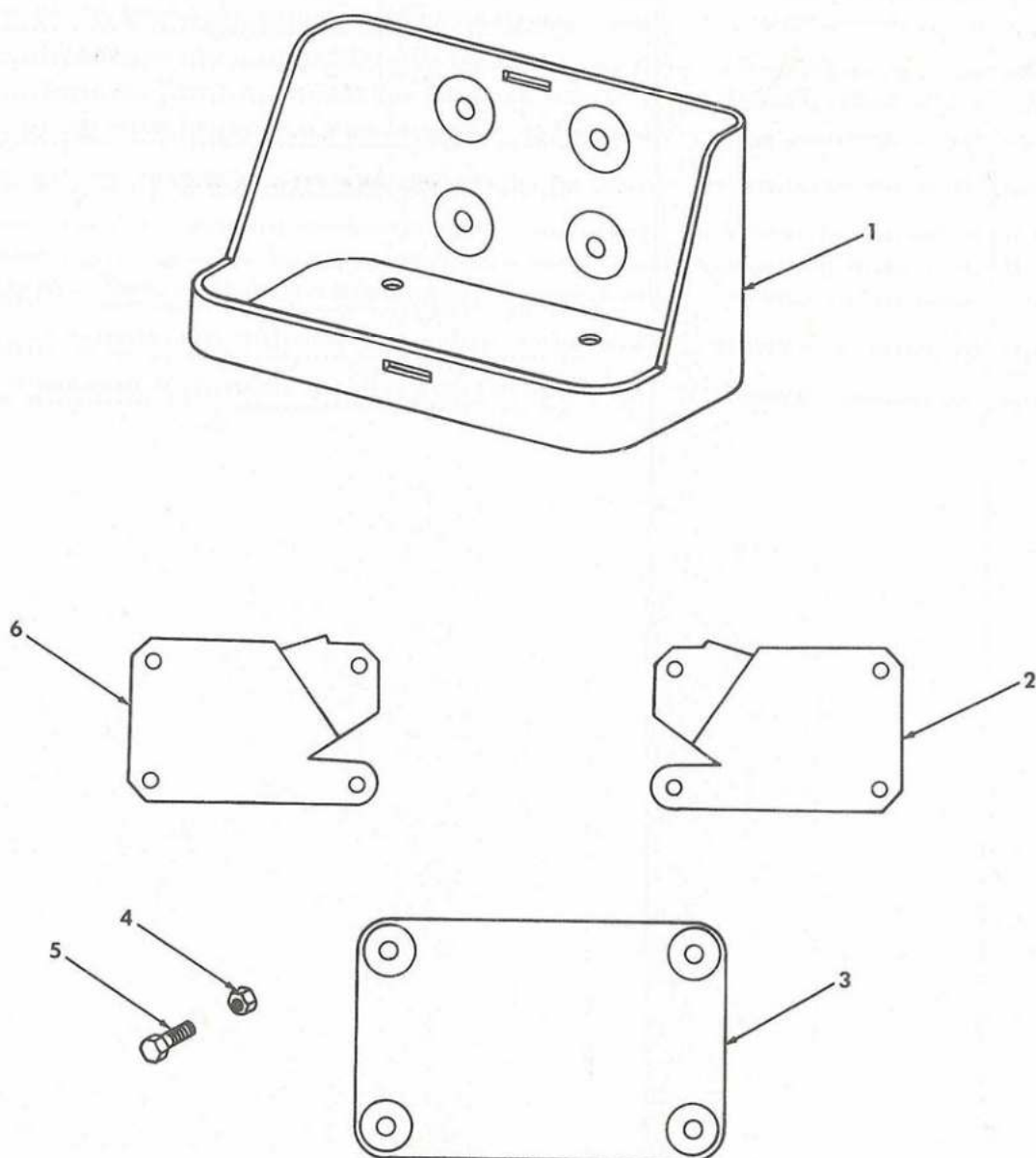


Figure 92. Driver and Passenger Seat Belts.

SECTION II									
(1) ILLUSTRATION		(2)	(3)	(4)	(5)	(6)	(7) (8)		
(a) FIG NO.	(b) ITEM NO.	SMR CODE	FEDERAL STOCK NUMBER	PART NUMBER	FSCM	DESCRIPTION USABLE ON CODE	U/M	QTY INC IN UNIT	
GROUP 1808 CONTINUED									
92	1	PAOZZ	2540-00-894-1274	JJB185	81348	BELT AUTOMOBILE LAP SIDE SEAT.....243,830	EA	3	
92	2	PAOZZ	5340-00-591-3444	7071436	19207	STRAP WEBBING SAFETY BELT COTTON DUCK OPTIONAL WITH 5340-00-591-3444.....	EA	1	
92	2	PAOZZ	5340-01-033-8541	11630579-1	19207	STRAP,WEBBING SAFETY,NYLON,OPTIONAL WITH 5340-00-591-3444...	EA	1	
92	3	PAOZZ	5306-00-168-3061	10950786	19207	BOLT EYE SAFETY BELT CO-DRIVER.....	EA	1	
92	4	PAOZZ	5310-00-809-4061	MS27183-15	96906	WASHER FLAT-FOR 3-8 SCREW SIZE-CO-DRIVER SAFETY BELT EYE RETAINING.....	EA	2	
92	5	PAOZZ	5310-00-087-4652	MS51922-17	96906	NUT SELF LOCKING HEXAGON 3-8 16UNC CO-DRIVER SAFETY BELT EYE RETAINING.....	EA	1	
92	6	PAOZZ	2540-00-832-6049	5601318-2	19207	STRAP,ASSEMBLY COTTON,SAFETY BELT,REAR.....	EA	1	
92	6	PAOZZ	5340-00-168-7112	11630579-2	19207	STRAP WEBBING,NYLON SAFETY BELT REAR.....243,830	EA	1	
92	7	PAOZZ	5310-00-086-0552	MS21044N7	96906	NUT SELF LOCKING HEXAGON 7-16 20UNF36-TO ATTACH SAFETY BELT ASSEMBLY-SIDE SEAT.....243,830	EA	6	
92	8	PAUZZ	5310-00-809-5997	MS27183-17	96906	WASHER FLAT-FOR 7-16 SCREW SIZE-TO ATTACH SAFETY BELT ASSEMBLY-SIDE SEAT.....243,830	EA	7	
92	9	PAOZZ	5305-00-710-4190	MS90726-85	96906	SCREW CAP HEXAGON HEAD 7-16 20JNF2AX11N-TO ATTACH SAFETY BELT ASSEMBLY-SIDE SEAT.....243,830	EA	6	



TA 079034

Figure 93. Fuel Can Mounting Bracket.

SECTION II

(1) ILLUSTRATION		(2)	(3)	(4)	(5)	(6)	(7)	(8)
(a) FIG NO.	(b) ITEM NO.	SMR CODE	FEDERAL STOCK NUMBER	PART NUMBER	FSCM	DESCRIPTION USABLE ON CODE	U/M	QTY INC IN UNIT
GROUP 1808 CONTINUED								
93	1	PAOZZ	2590-J0-473-6331	6566675	19207	BRACKET DRUM FUEL CAN MOUNTING.....243,911,830,831	EA	1
93	2	XBOZZ		11660470-2	19207	REINFORCEMENT FUEL CAN MOUNTING.....243,830	EA	1
93	3	XBOZZ		10950870	19207	PLATE ASSEMBLY FUEL CAN MOUNTING BRACKET.....243,911,830,831	EA	1
93	4	PAOZZ	5310-J0-959-1488	MS51922-21	96906	NUT,SELF LOCKING FUEL CAN MOUNTING BRACKET.....243,911,830 831	EA	4
93	5	PAOZZ	5305-00-269-2807	MS90726-64	96906	SCREW,CAP,HEXAGON. FUEL CAN MOUNTING BRACKET.....243,911,830 831	EA	4
93	6	XBOZZ		11660470-1	19207	REINFORCEMENT FUEL CAN MOUNTING.....911,831	EA	1

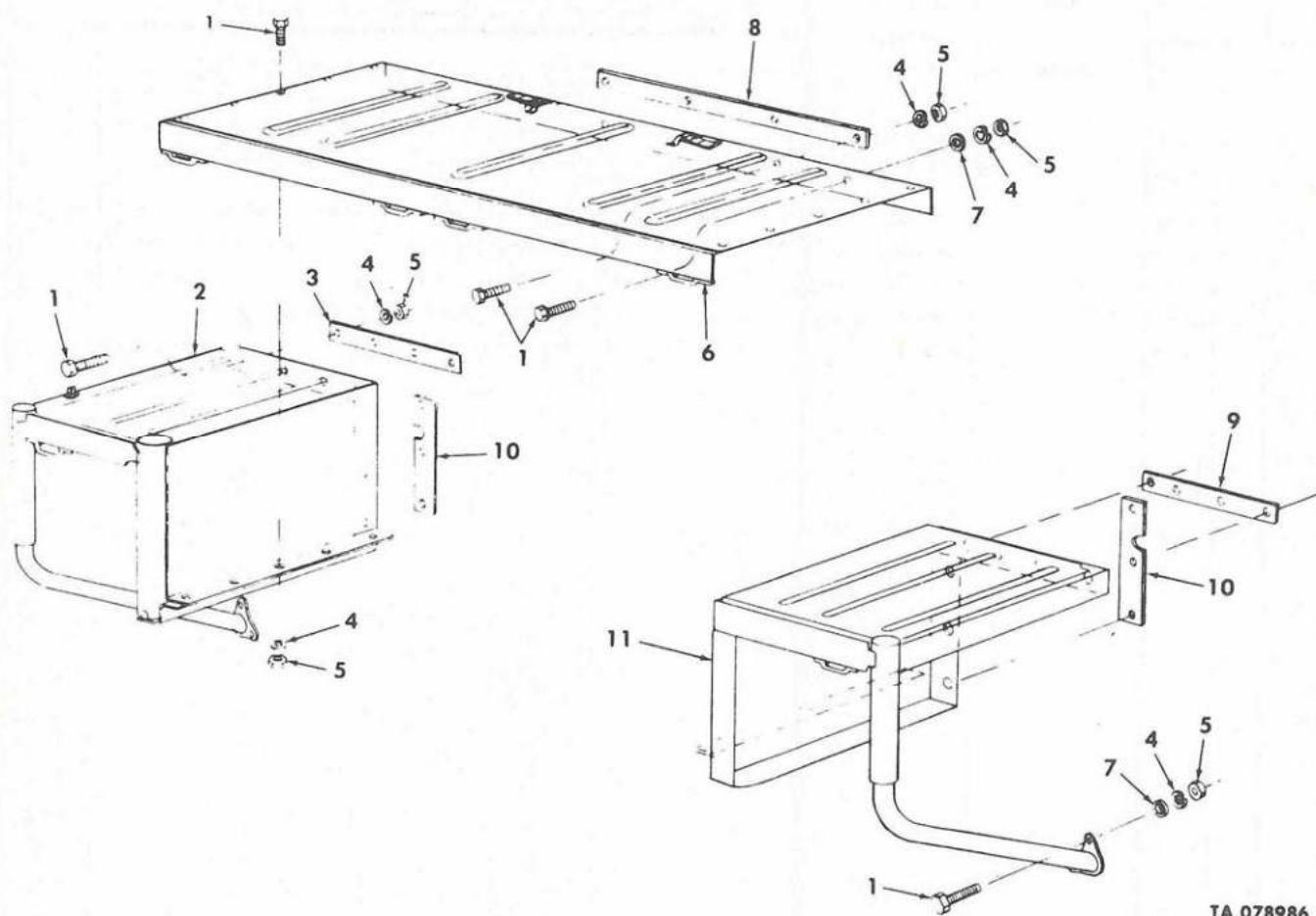
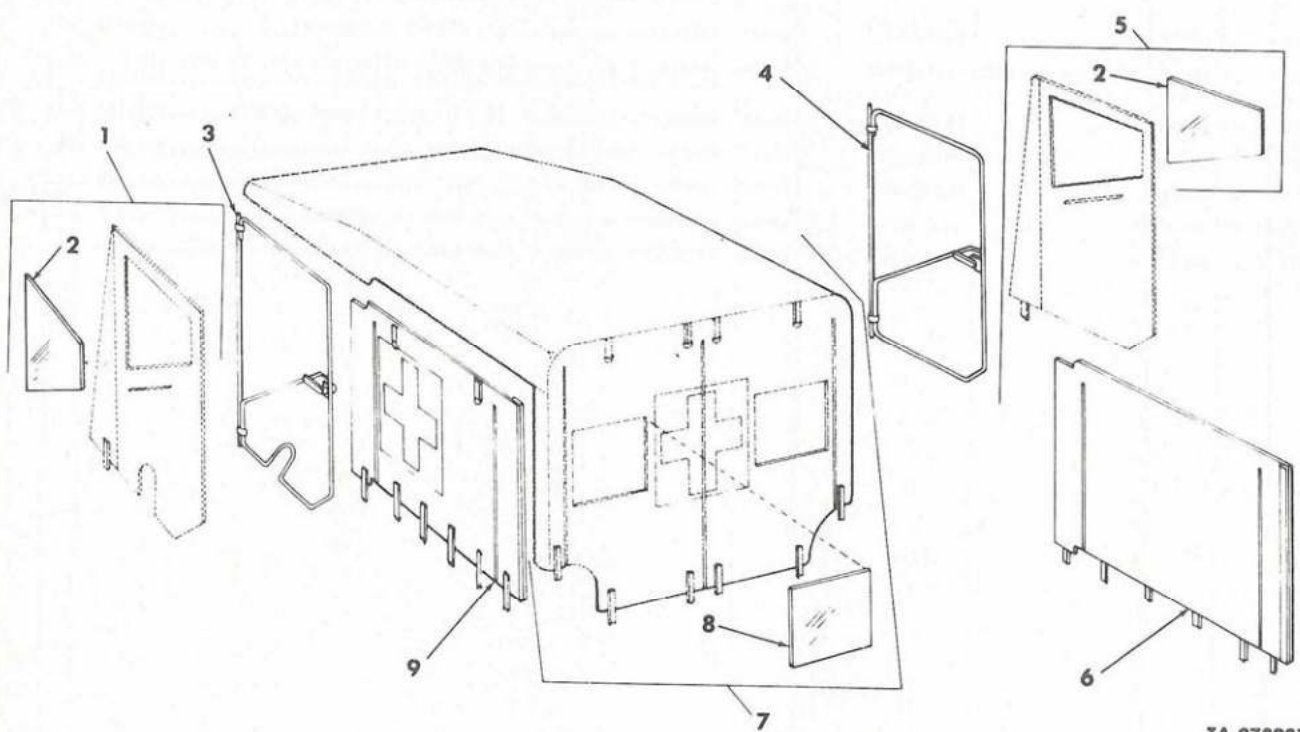


Figure 94. Ambulance Body Extensions and Related Parts (M718 and M718A1).

SECTION II									
(1)		(2)	(3)	(4)	(5)	(6)	(7)		(8)
ILLUSTRATION		SMR CODE	FEDERAL STOCK NUMBER	PART NUMBER	FSCM	DESCRIPTION	U/M	QTY INC IN UNIT	
(a) FIG NO.	(b) ITEM NO.								
						GROUP 1812 SPECIAL PURPOSE BODIES			
94	1	PAOZZ	5306-00-225-9089	MS90726-34	96906	SCREW, CAP, HEXAGON TO ATTACH L AND R EXTENSION ASSYS TO BODY 18 CENTER EXTENSION ASSY TO BODY:6> CENTER EXTENSION TO L AND R EXTENSIONS 10243,830	EA	34	
94	2	XBOZZ		10950888	19207	EXTENSION ASSEMBLY BODY LEFT AMBULANCE.....243	EA	1	
94	2	XBOZZ		11660409	19207	EXTENSION ASSEMBLY BODY LEFT AMBULANCE.....830	EA	1	
94	3	XBOZZ		10950884	19207	PLATE, BODY EXTENSION, UPPER LEFT.....243,830	EA	1	
94	4	PAOZZ	5310-00-407-9566	MS35338-45	96906	WASHER, LOCK TO ATTACH L AND R EXTENSION ASSYS TO BODY 18 CENTER EXTENSION ASSY TO BODY:6> CENTER EXTENSION TO L AND R EXTENSIONS 10243,830	EA	34	
94	5	PAOZZ	5310-00-880-7746	MS51968-5	96906	NUT, PLAIN, HEXAGON TO ATTACH L AND R EXTENSION ASSYS TO BODY 18 CENTER EXTENSION ASSY TO BODY 6 CENTER EXTENSION TO L AND R EXTENSIONS 10243,830	EA	34	
94	6	XBOZZ		10950887	19207	EXTENSION ASSEMBLY BODY CENTER AMBULANCE.....243,830	EA	1	
94	7	PAOZZ	5310-00-081-4219	MS27183-12	96906	WASHER, FLAT TO ATTACH CENTER EXTENSION ASSY TO BODY 2 L AND R EXTENSION BRACES TO BODY 4243,830	EA	6	
94	8	XBOZZ		10950886	19207	PLATE REINFORCEMENT BODY EXTENSION LOWER CENTER.....243,830	EA	1	
94	9	XBOZZ		10950885	19207	PLATE, BODY EXTENSION, UPPER RIGHT.....243,830	EA	1	
94	10	XBOZZ		10950883	19207	PLATE, VERTICAL, BODY EXTENSION.....243,830	EA	2	
94	11	XBOZZ		10950889	19207	EXTENSION ASSEMBLY BODY RIGHT AMBULANCE.....243	EA	1	
94	11	XBOZZ		11660407	19207	EXTENSION ASSEMBLY BODY RIGHT AMBULANCE.....830	EA	1	



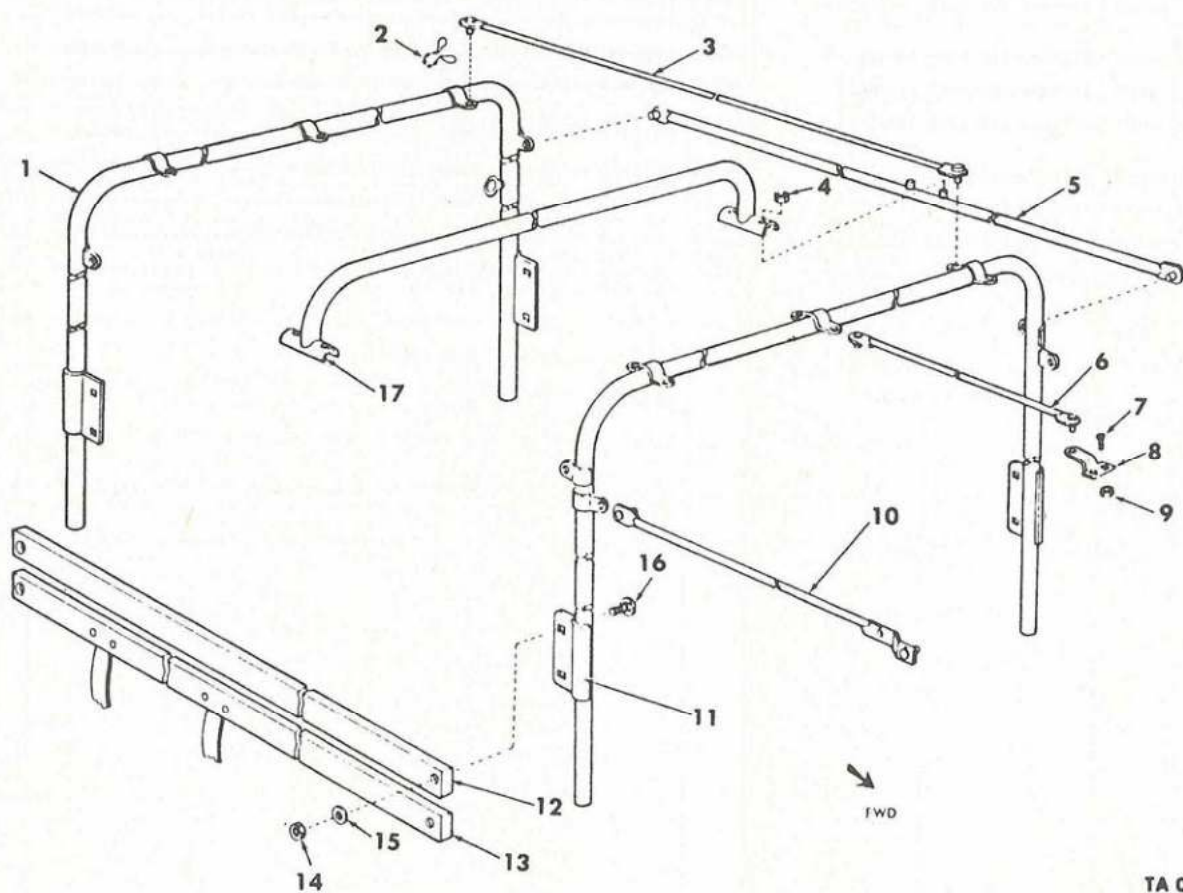
TA 078987

Figure 95. Ambulance Curtains (M718 and M718A1).

SECTION II

TM9-2320-218-20P

(1) ILLUSTRATION		(2)	(3)	(4)	(5)	(6)	(7)	(8)
(a) FIG NO.	(b) ITEM NO.	SMR CODE	FEDERAL STOCK NUMBER	PART NUMBER	FSCM	DESCRIPTION USABLE ON CODE	U/M	QTY INC IN UNIT
GROUP 2201 CANVAS CURTAINS AND SUPPORTS								
95	1	PAOFF	2540-00-678-3083	7345100	19207	CURTAIN ASSEMBLY LEFT DOOR COTTON DUCK, OPTIONAL WITH CURTAIN NYLON 11630506.....243,830	EA	1
95	1	PAOFF	2540-00-472-1670	11630506	19207	CURTAIN ASSEMBLY LEFT DOOR NYLON.....243,830	EA	1
95	2	PAOZZ	2510-00-789-0067	7331243	19207	DOOR FRAME ASSEMBLY LEFT HAND.....243,830	EA	1
95	3	PAOFF	2540-00-248-1071	11630530	19207	CURTAIN ASSEMBLY BODY TOP AND REAR NYLON OPTIONAL WITH 11598850.....243,830	EA	1
95	3	PAOFF	2540-00-999-8862	11598850	19207	COVER FITTED BODY TOP AND REAR COTTON DUCK OPTIONAL WITH 11630530.....243,830	EA	1
95	4	PAOZZ	2510-00-789-0068	7331229	19207	DOOR FRAME ASSEMBLY RIGHT HAND VEHICULAR.....243,830	EA	1
95	5	PAOFF	2540-00-472-1669	11630502	19207	CURTAIN ASSEMBLY RIGHT DOOR NYLON.....243,830	EA	1
95	5	PAOFF	2540-00-678-3082	7345097	19207	CURTAIN ASSEMBLY RIGHT DOOR COTTON DUCK, OPTIONAL WITH DOOR NYLON 2540-00-472-1669.....243,830	EA	1
95	6	PAOFF	2540-00-945-9192	11598910	19207	CURTAIN VEHICULAR RIGHT SIDE COTTON DUCK.....830,243	EA	1
95	6	PAOFF	2540-00-234-1172	11630559	19207	CURTAIN ASSEMBLY RIGHT SIDE NYLON.....243,830	EA	1
95	7	PAOFF	2540-00-945-9193	11598906	19207	CURTAIN ASSEMBLY LEFT SIDE REAR COTTON DUCK.....243,830	EA	1
95	7	PAOFF	2540-00-248-1053	11630560	19207	CURTAIN ASSEMBLY VEHICULAR LEFT SIDE NYLON.....243,830	EA	1



TA 078988

Figure 96. Ambulance Curtain Supporting Structure (M718 and M718A1).

SECTION II						TM9-2320-218-20P			
(1) ILLUSTRATION		(2) SMR CODE	(3) FEDERAL STOCK NUMBER	(4) PART NUMBER	(5) FSCM	(6) DESCRIPTION USABLE ON CODE	(7) U/M	(8) QTY INC IN UNIT	
(a) FIG NO.	(b) ITEM NO.								
						GROUP 2201 CONTINUED			
96	1	PAOZZ	2540-00-004-6845	11598859	19207	BOW ASSEMBLY AMBULANCEREAR TOP.....243,830	EA	1	
96	2	PAOZZ	4010-00-484-3353	7331315	19207	RING AND CHAIN AMBULANCE ROD RETAINING.....243,830	EA	18	
96	3	PAOZZ	2540-00-006-1649	11598875-2	19207	ROD ASSEMBLY REAR VEHICULAR TOP.....243,830	EA	3	
96	4	PAOZZ	5310-00-984-3807	MS51922-13	96906	NUT SELF LOCKING HEXAGON 5-16 24UNF-TO ATTACH INTERMEDIATE BOW TO SUPPORT.....243,830	EA	4	
96	5	PAOZZ	2540-00-003-1020	11598999-1	19207	SUPPORT ASSEMBLY UPPER REAR LEFT.....243,830	EA	1	
96	5	PAOZZ	2540-00-003-1019	11598999-2	19207	SUPPORT ASSEMBLY UPPER REAR RIGHT.....243,830	EA	1	
96	6	PAOZZ	2540-00-003-3112	11598875-1	19207	ROD ASSEMBLY FRONT VEHICULAR TOP.....243,830	EA	3	
96	7	PAOZZ	5305-00-989-7435	7521550	19207	SCREW MACHINE 10 32UNF24X5-8IN-TO ATTACH ROD BRACKET TO WINDSHIELD.....243,830	EA	6	
96	8	XBOZZ		11598915	19207	BRACKET ROD RETAINING WINDSHIELD.....243,830	EA	3	
96	9	PAOZZ	5310-00-877-5797	MS21044N3	96906	NUT SELF LOCKING HEXAGON 10 32UNF38-TO ATTACH ROD BRACKET TO WINDSHIELD.....243,830	EA	6	
96	10	PAOZZ	2510-00-522-2622	11598914-1	19207	ROD VEHICULAR FRONT SIDE LEFT.....243,830	EA	1	
96	10	PAOZZ	2510-00-522-2621	11598914-2	19207	ROD VEHICULAR FRONT SIDE RIGHT.....243,830	EA	1	
96	11	PAOZZ	2540-00-003-8351	11598866	19207	BOW ASSEMBLY AMBULANCE TOP FORWARD.....243,830	EA	1	
96	12	XAOZZ		11598911	19207	SUPPORT ASSEMBLY LOWER REAR.....243,830	EA	3	
96	13	XAOZZ		11598841	19207	SUPPORT ASSEMBLY LOWER RIGHT REAR.....243,830	EA	1	
96	14	PAOZZ	5310-00-984-3806	MS51922-9	96906	NUT SELF LOCKING HEXAGON 5-16 18UNC-TO ATTACH SUPPORTS TO BOWS.....243,830	EA	8	
96	15	PAOZZ	5310-00-087-7493	MS27183-13	96906	WASHER FLAT-FOR 5-16 SCREW SIZE-TO ATTACH SUPPORTS TO BOWS.. 243,830	EA	8	
96	16	PAOZZ	5306-00-721-5944	MS35751-41	96906	BOLT CARRIAGE SQUARE NECK 5-16 18UNC2AX1IN-TO ATTACH SUPPORTS TO BOWS.....243,830	EA	8	
96	17	PAOZZ	2540-00-006-1650	11599000	19207	BOW ASSEMBLY AMBULANCE INTERMEDIATE.....243,830	EA	1	
211									

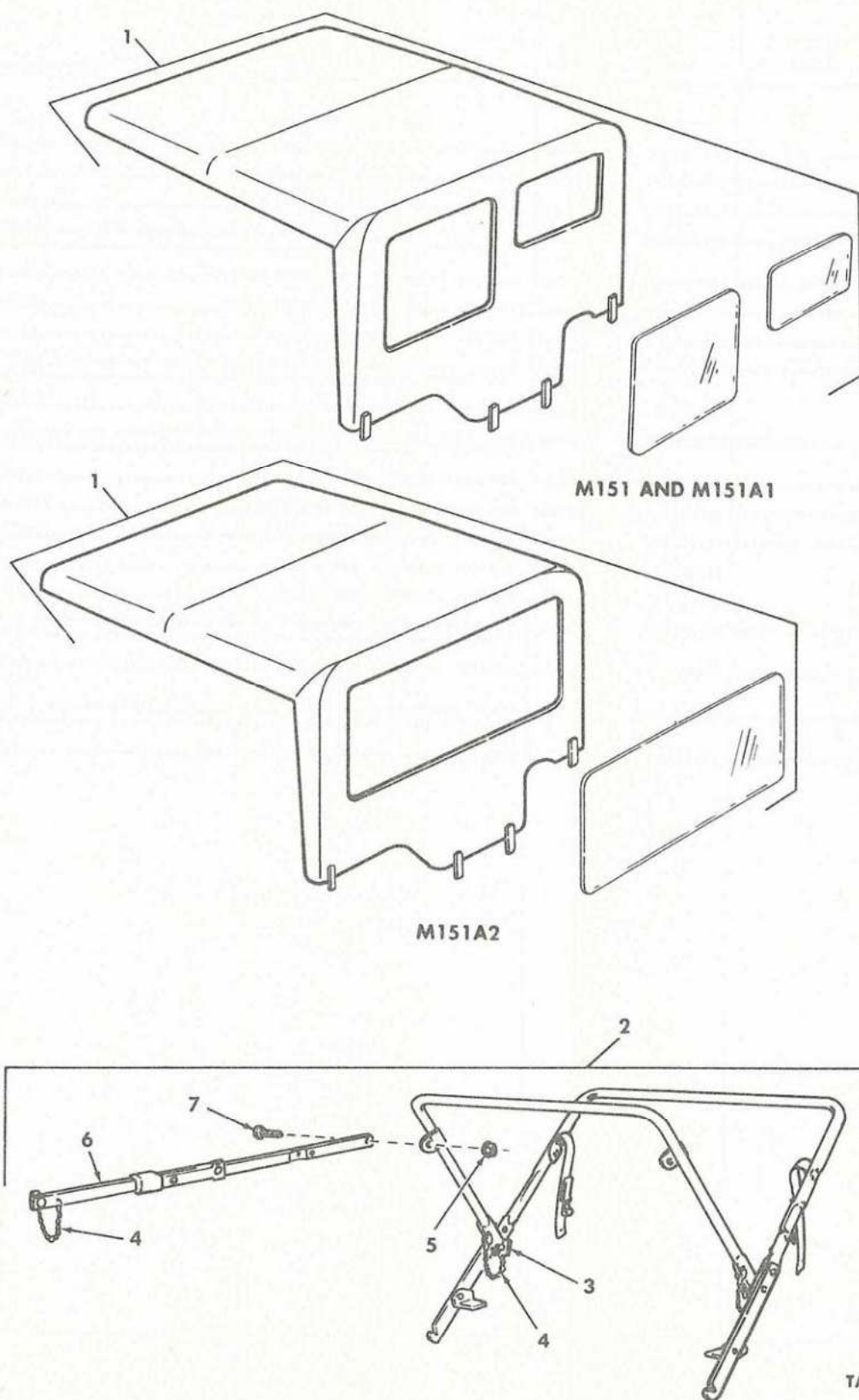
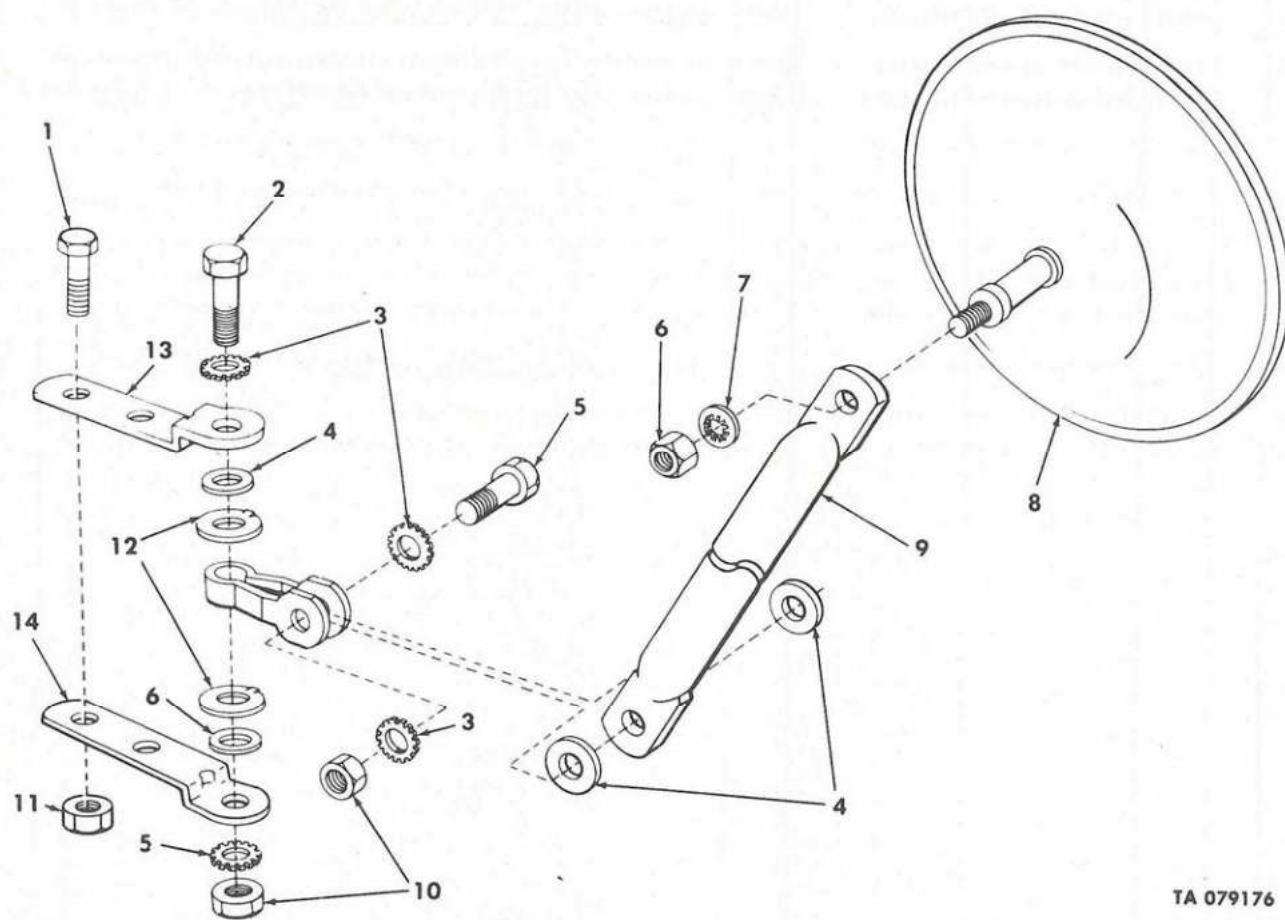


Figure 97. Folding Top — Canvas and Bow Assembly (M151, M151A1, and M151A2).

SECTION II

TM9-2320-218-20P

(1) ILLUSTRATION		(2) SMR CODE	(3) FEDERAL STOCK NUMBER	(4) PART NUMBER	(5) FSCM	(6) DESCRIPTION USABLE ON CODE	(7) U/M	(8) QTY INC IN UNIT
						GROUP 2201 CONTINUED		
97	1	PAOFF	2540-00-064-6587	7345090	19207	CURTAIN ASSEMBLY FOLDING TJP QJARTER AND BACK....178,910,832	EA	2
97	1	PAOFF	2540-01-020-2173	11630456	19207	COVER, FITTED FOLDING TJP, QJARTER AND BACK, NYLON, OPTIONAL WITH CURTAIN COTTON 2540-00-064-6587.....178,910,832	EA	1
97	2	PAOZZ	2540-00-165-4029	7331286	19207	BOW VEHICULAR TOP FOLDING.....178,910,832	EA	1
97	3	PAOZZ	5305-00-165-8125	7345195	19207	SCREW WING BOW ASSEMBLY TOP.....178,910,832	EA	2
97	4	PAOZZ	4010-00-484-3353	7331315	19207	RING AND CHAIN BOW ROD RETAINING.....178,910,832	EA	4
97	5	PAOZZ	5310-00-159-1577	MS51988-3	96906	NUT, SELF-LOCKING, 1-4 X20, ATTACH BAR ASSEMBLY.....178,910,832	EA	2
97	6	PAOZZ	2510-00-132-0919	11681738	19207	BAR ASSEMBLY TOP, ROOF BOW.....178,910,832	EA	2
97	7	PAOZZ	5305-00-144-9929	11668005	19207	SCREW, SHOULDER TO ATTACH TJP BAR ASSEMBLY, ROOF BOW.....178,910,832	EA	2



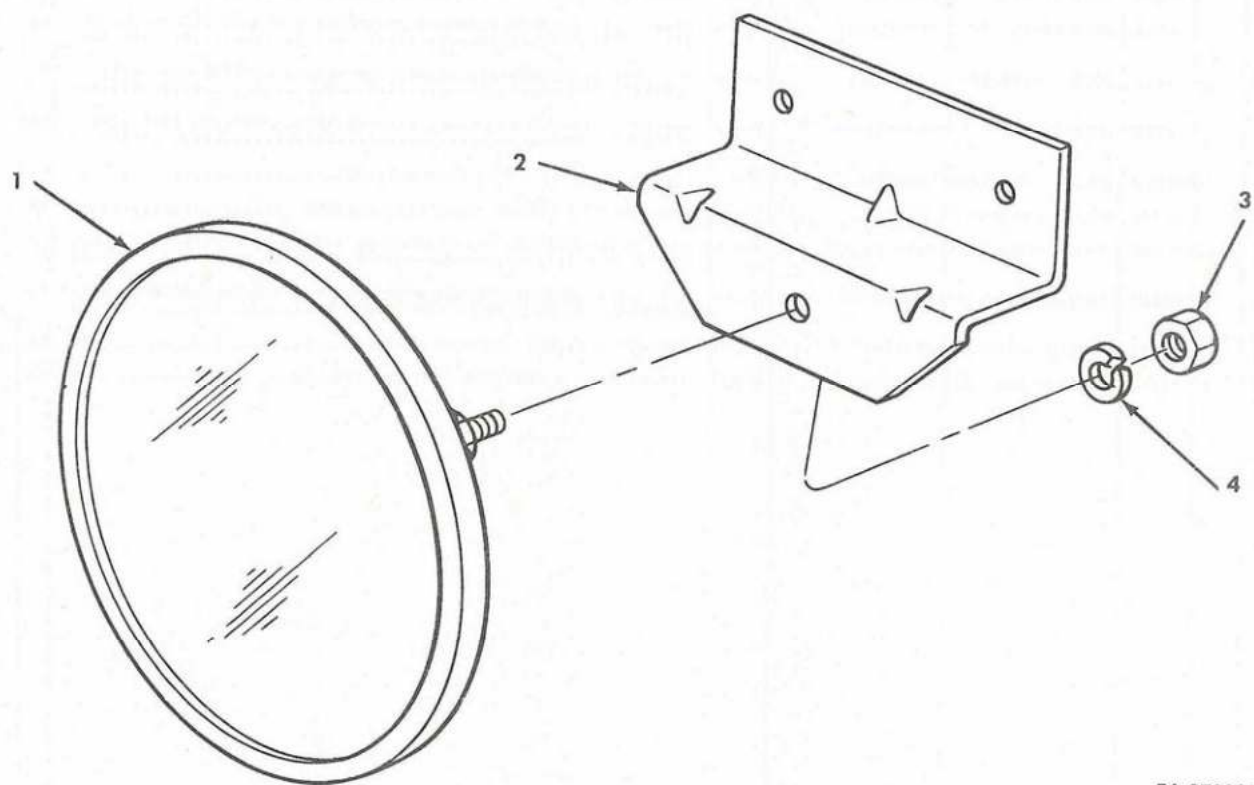
TA 079176

Figure 98. Rearview Mirror and Attaching Parts.

SECTION II

TM9-2320-218-20P

(1) ILLUSTRATION		(2)	(3)	(4)	(5)	(6)	(7)	(8)
(a) FIG NO.	(b) ITEM NO.	SMR CODE	FEDERAL STOCK NUMBER	PART NUMBER	FSCM	DESCRIPTION USABLE ON CODE	U/M	QTY INC IN UNIT
GROUP 2202 ACCESSORY ITEMS								
98	1	PAOZZ	5306-00-225-8500	MS90725-35	96906	SCREW, CAP, HEXAGON TO ATTACH MIRROR SUPPORT BRACKETS AND WINDSHIELD HINGE TO BODY.....	EA	2
98	2	PAOZZ	5340-00-177-7779	8754740	19207	BRACKET DOUBLE MIRROR SUPPORT UPPER.....	EA	1
98	3	PAOZZ	5305-00-269-2807	MS90726-64	96906	SCREW CAP HEXAGON HEAD 3-8 24UNF2AX1 1-2IN-TO ATTACH MIRROR BRACKET.....	EA	1
98	4	PAOZZ	5310-00-595-7237	MS35333-42	96906	WASHER LOCK-FOR 3-8 SCREW SIZE-TO ATTACH MIRROR BRACKET TO BRACKETS2-AND MIRROR ARM TO BRACKET 2.....	EA	4
98	5	PAOZZ	5330-00-483-2408	7372705	19207	GASKET TO ATTACH MIRROR BRACKET TO BRACKET AND MIRROR ARM TO BRACKET.....	EA	4
98	6	PAOZZ	5340-00-774-1403	7741403	19207	BRACKET MIRROR REAR VIEW.....	EA	1
98	7	PAOZZ	5305-00-269-2805	MS90726-62	96906	SCREW CAP HEXAGON HEAD 3-8 24UNF2AX1 1-4IN-TO ATTACH MIRROR ARM TO BRACKET.....	EA	1
98	8	PAOZZ	5310-00-971-7989	MS35691-5	96906	NUT PLAIN HEXAGON 1-4 28UNF2B-TO ATTACH OUTSIDE REAR VIEW MIRROR TO ARM.....	EA	1
98	9	PAOZZ	5310-00-550-1130	MS35333-40	96906	WASHER LOCK-FOR 1-4 SCREW SIZE-TO ATTACH OUTSIDE REAR VIEW MIRROR TO ARM.....	EA	1
98	10	PAOZZ	2540-00-884-1205	10950816	19207	MIRROR ASSEMBLY REAR VIEW OUTSIDE.....	EA	1
98	11	PAOZZ	2540-00-165-4030	10950861	19207	ARM ASSEMBLY MIRROR REAR VIEW OUTSIDE.....	EA	1
98	12	PAOZZ	5310-00-732-0559	MS51968-8	96906	NUT PLAIN HEXAGON 3-8 24UNF2B-TO ATTACH MIRROR BRACKET 1 AND MIRROR ARM 1.....	EA	2
98	13	PAOZZ	5310-00-984-3806	MS51922-9	96906	NUT SELF LOCKING HEXAGON 5-16 18UNC-TO ATTACH MIRROR SUPPORT BRACKETS AND WINDSHIELD HINGE TO BODY.....	EA	2
98	14	PAOZZ	2540-00-177-9181	8754741	19207	BRACKET MOUNTING SUPPORT LOWER.....	EA	1
98	15	PAOZZ	5310-00-832-5799	10950818	19207	WASHER KEY MIRROR BRACKETS TO BRACKETS.....	EA	2



TA 078991

Figure 99. Rearview Mirror (on Windshield) and Attaching Parts (M151A2, M825, and M718A1).

TM9-2320-218-20P

217

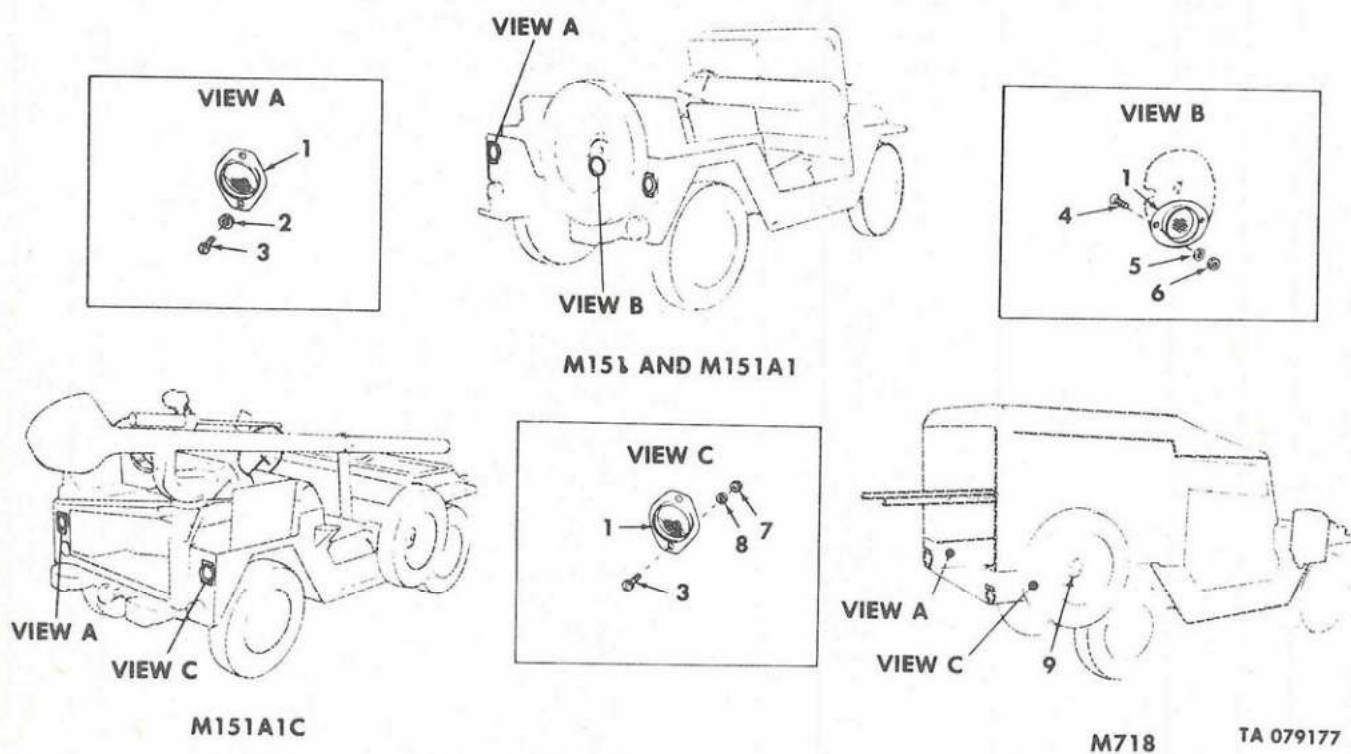


Figure 100. Reflectors and Attaching Parts (M151, M151A1, M151A1C, and M718).

SECTION II

TM9-2320-218-20P

(1) ILLUSTRATION		(2) SMR CODE	(3) FEDERAL STOCK NUMBER	(4) PART NUMBER	(5) FSCM	(6) DESCRIPTION USABLE ON CODE	(7) U/M	(8) QTY INC IN UNIT
						GROUP 2202 CONTINUED		
100	1	PAQZZ	9905-00-205-2795	6161059A	19207	REFLECTOR INDICATING-VEHICLE CLEARANCE.....178,243,910,911	EA	1
100	2	PAQZZ	5310-00-143-6272	MS51858-10	96906	WASHER LOCK TO ATTACH REFLECTOR.....178,243,910,911	EA	2
100	3	PAQZZ	5305-00-624-2279	MS35266-80	96906	SCREW MACHINE 1-4 X28 X 5-8 LG TO ATTACH REFLECTORS(2)FOR M151 AND M151A1,(4)FOR M151A1C AND M718.....178,243,910,911	EA	6
100	4	PAQZZ	5305-00-957-6272	MS35190-269	96906	SCREW MACHINE 10 24UNC2AX3-8IN-TO ATTACH REFLECTOR TO SPARE TIRE CLAMP.....178,910	EA	2
100	5	PAQZZ	5310-00-596-7691	MS35335-32	96906	WASHER LOCK-FOR 10 SCREW SIZE-TO ATTACH REFLECTOR TO SPARE TIRE CLAMP.....178,910	EA	2
100	6	PAQZZ	5310-00-934-9758	MS35649-202	96906	NUT PLAIN HEXAGON 10 24UNC2B-TO ATTACH REFLECTOR TO SPARE TIRE CLAMP.....178,910	EA	2
100	7	PAQZZ	5310-00-768-0319	MS51968-2	96906	NUT PLAIN HEXAGON 1-4 28UNF2B-TO ATTACH REFLECTOR.....911	EA	2
100	8	PAQZZ	5310-00-582-5965	MS35338-44	96906	WASHER LOCK-FOR 1-4 SCREW SIZE-TO ATTACH REFLECTOR.....911	EA	2
100	9	PAQZZ	9905-00-176-0485	11644860	19207	REFLECTOR ADHESIVE BACKING RED SPARE TIRE SUPPORT.....243,830	EA	1

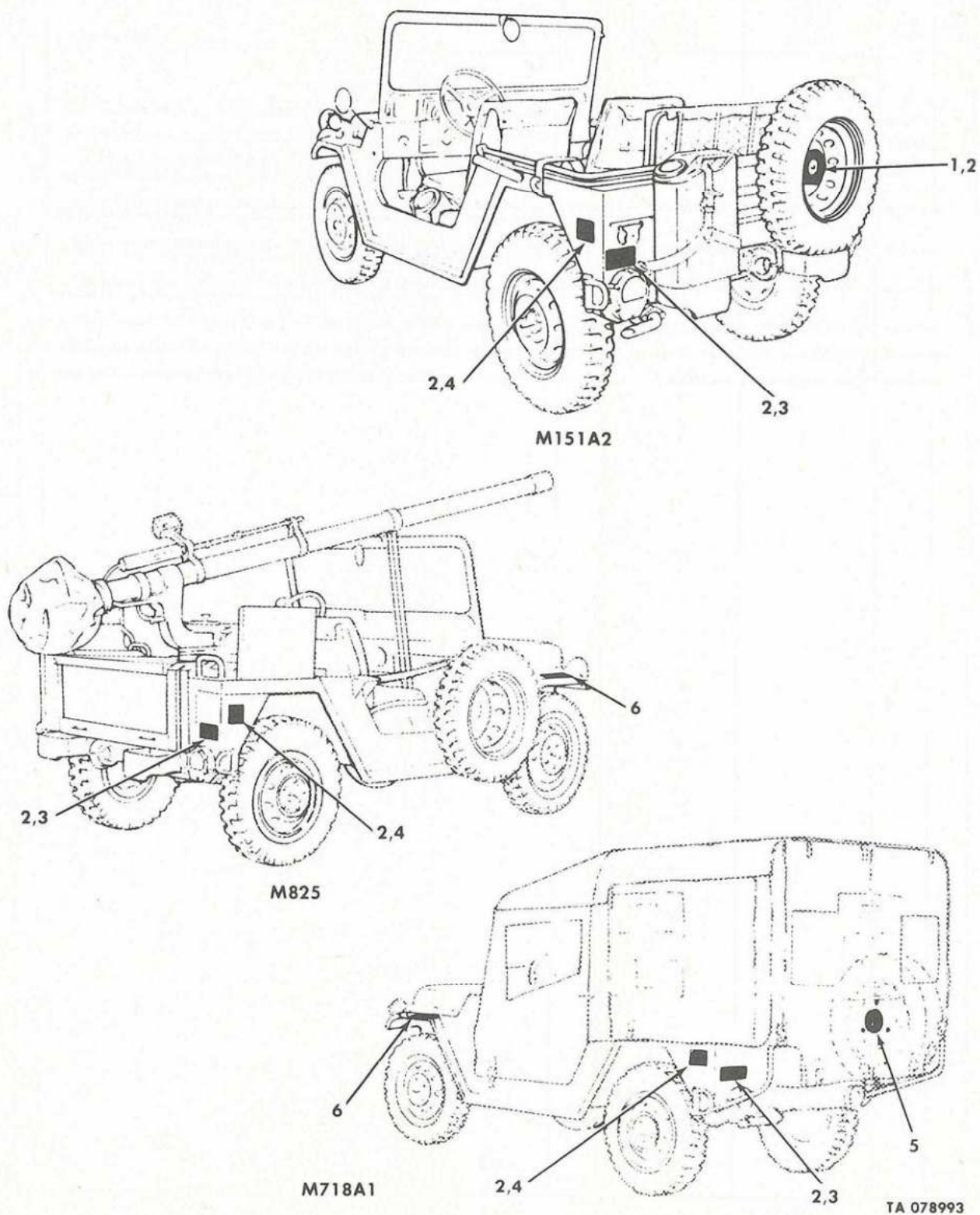
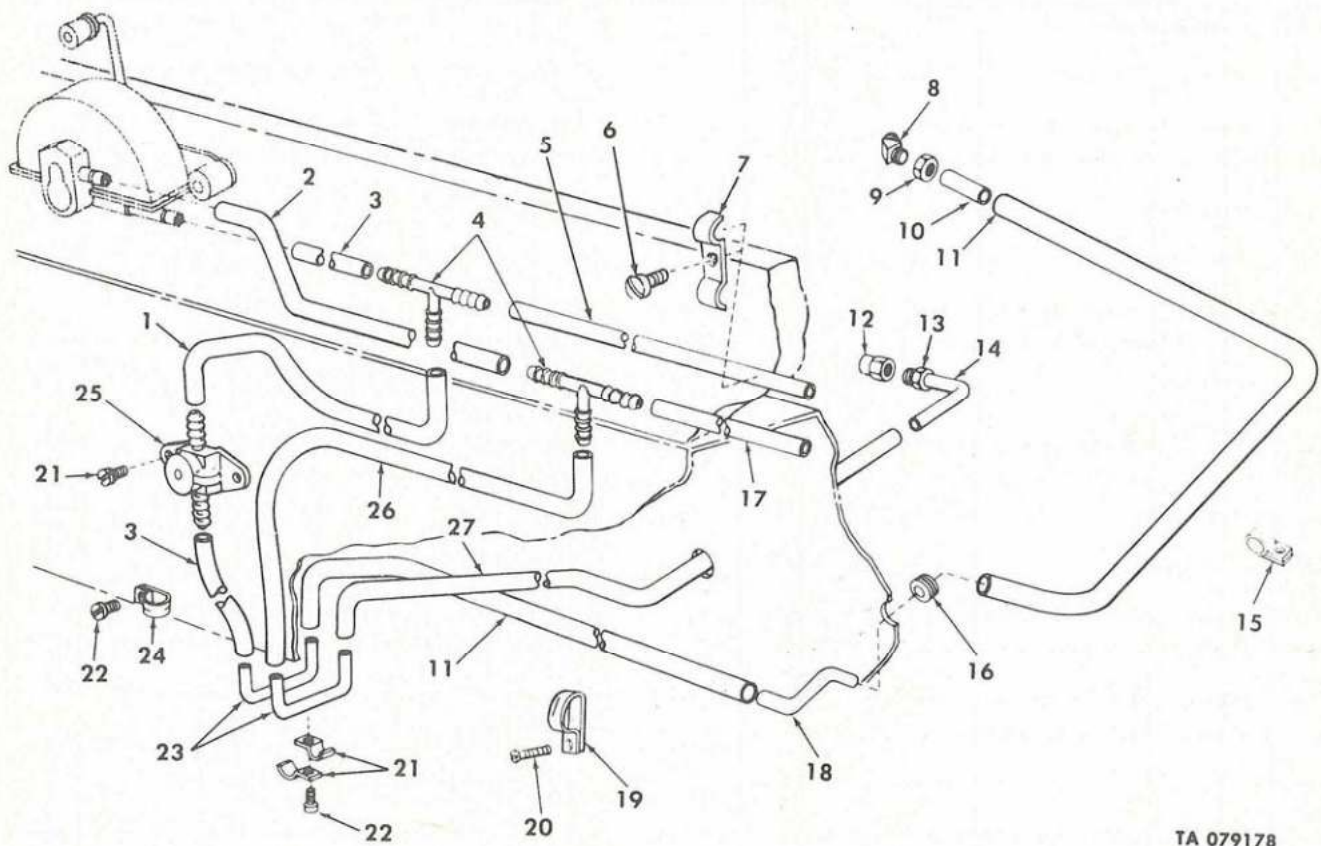


Figure 101. Reflector Tapes (M151A2, M825, and M718A1).



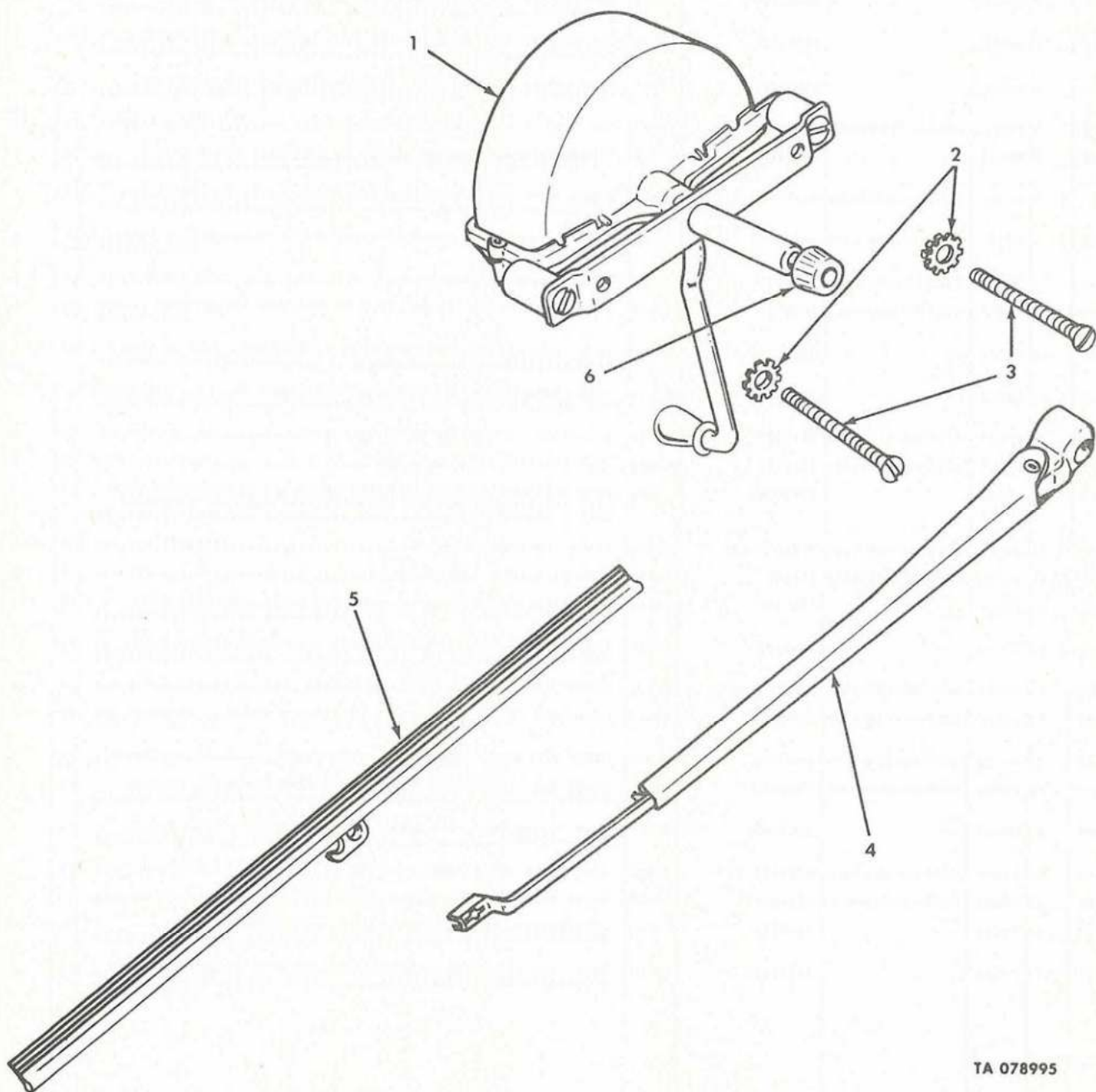
TA 079178

Figure 102. Windshield Wiper Vacuum Lines (M151, M151A1, M151A1C and M718).

SECTION II

TM9-2320-218-20P

(1) ILLUSTRATION		(2)	(3)	(4)	(5)	(6)	(7)	(8)
(a) FIG NO.	(b) ITEM NO.	SMR CODE	FEDERAL STOCK NUMBER	PART NUMBER	FSCM	DESCRIPTION USABLE ON CODE	U/M	QTY INC IN UNIT
GROUP 2202 CONTINUED								
102	1	M00ZZ		7345178	19207	HOSE,RUBBER TEE TO VALVE 15.75 IN LG,FABRICATE FROM 4720002032668.....178,243,910,911	EA	1
102	2	M00ZZ		7331423	19207	HOSE,RUBBER L.H MOTOR TO TEE 9.00 IN LG,FABRICATE FROM 4720002032668.....178,243,910,911	EA	1
102	3	M00ZZ		7331422-2	19207	HOSE WINDSHIELD L.H MOTOR TO VALVE TEE AND VALVE TO TUBE, FABRICATE FROM 6 IN HOSE, 4720002032668.....178,243,910,911	EA	2
102	4	PAOZZ	4730-00-483-0662	11598979	19207	TEE HOSE WINDSHIELD WIPER CONNECTING.....178,243,910,911	EA	2
102	5	M00ZZ		7345176	19207	HOSE,RUBBER (1)HOSE,R.H MOTOR TO VALVE TEE 20.75 IN LG, FABRICATE FROM 4720002032668.....178,243,910,911	EA	1
102	6	PAOZZ	5305-00-527-5751	441375	21450	SCREW ASSEMBLED WINDSHIELD WIPER HOSE CLIPS TO WINDSHIELD PANEL.....178,243,910,911	EA	4
102	7	PAOZZ	5340-00-151-6977	11598980	19207	STRAP RETAINING WINDSHIELD WIPER HOSES TO WINDSHIELD PANEL.. 243,910,911	EA	4
102	8	PAOZZ	2910-00-934-1807	125859	21450	ELBOW VACUUM PUMP TUBE.....178,243,910,911	EA	1
102	9	PAOZZ	4730-00-014-2432	142432	21450	INVERTED NUT TUBE FLARED TYPE 45 DEG SEAT VACUUM PUMP....178 243,910,911	EA	1
102	10	M00ZZ		8754591	19207	TUBE VACUUM PUMP,FABRICATE FROM TUBE COPPER 1.530 IN LONG, 4710002775525.....178,243,910,911	EA	1
102	11	M00ZZ		7345178	19207	HOSE WINDSHIELD TUBE TO VACUUM PUMP,28.00 IN. LG., FABRICATE FROM HOSE,NSN 4720-00-203-2668.....178,243,910,911	EA	2
102	12	PAOZZ	4730-00-277-8769	7413827	19207	CONNECTOR WINDSHIELD WIPER VENT TUBE.....178,243,910,911	EA	1
102	13	PAOZZ	4730-00-013-7397	5167154	19207	NUT INVERTED TUBE COUPLING.....178,243,910,911	EA	1
102	14	MFOOZ		10950842	19207	TUBE ASSEMBLY WINDSHIELD WIPER VENT HOSE TO FUEL TANK VENT LINE,FABRICATE FROM 1 NUT 4730000137397 AND 4.46 IN COPPER TUBE 4710002775525.....178,243,910,911	EA	1
102	15	PAOZZ	5340-00-088-6655	MS21333-101	96906	CLAMP HOSE-VACUUM PUMP.....178,243,910,911	EA	1
119	16	PAOZZ	5325-00-276-6205	117957	24617	GROMMET,RUBBER VACUUM PUMP TUBE.....178,243,910,911	EA	1
102	17	M00ZZ		7345178	19207	HOSE,RUBBER R.H MOTOR TO TEE 21.75 IN LG,FABRICATE FROM 4720002032668.....178,243,910,911	EA	1
102	18	M00ZZ		7345179	19207	TUBE WIPER VACUUM FABRICATE FROM 3.60 IN OF COPPER TUBE 4710002775525.....178,243,910,911	EA	1
102	19	PAOZZ	5340-00-926-5449	MS21334-28	96906	CLAMP DOUBLE CABLE,WINDSHIELD WIPER HOSE.....178,243,910,911	EA	2
102	20	PAOZZ	5305-00-042-3545	423545	24617	SCREW AND WASHER WINDSHIELD WIPER HOSE CLAMP.....178,243,910 911	EA	2
102	21	PAOZZ	5340-00-126-3841	7331429	19207	STRAP RETAINING WINDSHIELD WIPER TUBE.....178,243,910,911	EA	2
102	22	PAOZZ	5305-00-022-8358	178466	21450	SCREW AND WASHER WINDSHIELD WIPER HOSE CLAMP AND CONTROL VALVE.....178,243,910,911	EA	5
102	23	M00ZZ		10921906	19207	TUBE WINDSHIELD, FABRICATE FROM 4.69 IN OF COPPER TUBING 4710002775525.....178,243,910,911	EA	2
102	24	PAOZZ	5340-00-689-9514	MS21333-70	96906	CLAMP,LOOP HOSE-WINDSHIELD WIPER.....178,243,910,911	EA	2
102	25	PAOZZ	2540-00-578-1307	7017829	19207	VALVE ASSEMBLY WINDSHIELD WIPER CONTROL.....178,243,910,911	EA	1
102	26	M00ZZ		7345178	19207	HOSE,RUBBER TEE TO TUBE 18.25 IN LG,FABRICATE FROM 4720002032668.....178,243,910,911	EA	1
102	27	M00ZZ		7331419	19207	HOSE WINDSHIELD WIPER VENT,FABRICATE FROM 10.50 IN OF HOSE RUBBER 4720002032668.....178,243,910,911	EA	1



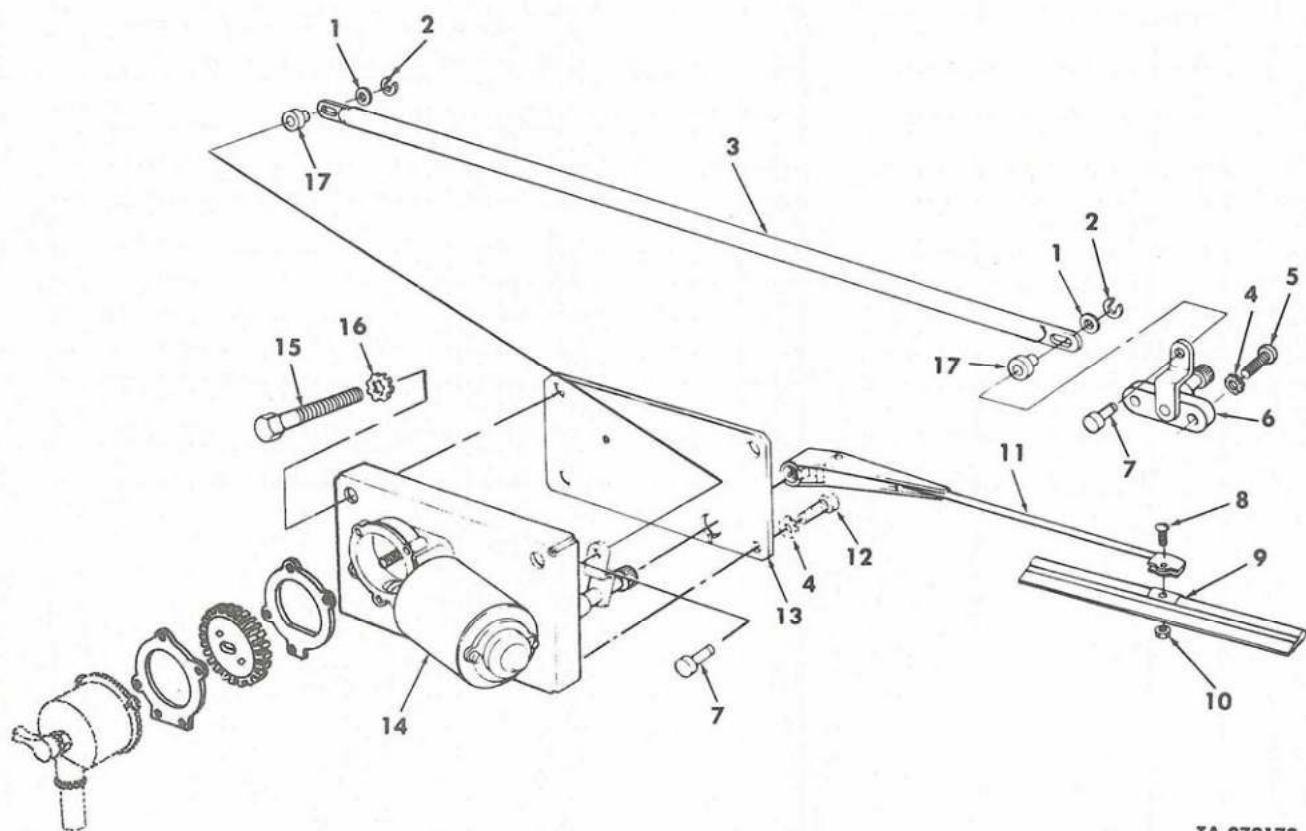
TA 078995

Figure 103. Windshield Wiper Motor and Related Parts (M151, M151A1, M151A1C, and M718).

SECTION II

TM9-2320-218-20P

(1) ILLUSTRATION		(2)	(3)	(4)	(5)	(6)	(7)	(8)
(a) FIG NO.	(b) ITEM NO.	SMR CODE	FEDERAL STOCK NUMBER	PART NUMBER	FSCM	DESCRIPTION USABLE ON CODE	U/M	QTY INC IN UNIT
						GROUP 2202 CONTINUED		
103	1	PAOZZ	2540-00-578-1340	7017830	19207	MOTOR ASSEMBLY WINDSHIELD WIPER VACUUM.....178,243,910,911	EA	2
103	2	PAOZZ	5310-00-596-7691	MS35335-32	96906	WASHER LOCK-FOR 10 SCREW SIZE-TO ATTACH WIPER MOTOR.....178 243,910,911	EA	4
103	3	PAOZZ	5305-00-995-3440	MS35207-270	96906	SCREW MACHINE 10 32UNF2AX1 3-4IN-TO ATTACH WIPER MOTOR..... 178,243,910,911	EA	4
103	4	PAOZZ	2540-00-050-0810	MS53049-1	96906	ARM WINDSHIELD WIPER-ADJUSTABLE 7 1-2IN CLOSED 12IN EXTENDED 178,243,910,911	EA	2
103	5	PAOZZ	2540-00-050-0813	MS53048-9	96906	BLADE WINDSHIELD WIPER 9IN.....178,243,910,911	EA	2
103	6	PAOZZ	2540-00-737-2262	7372262	19207	ADAPTER WIPER ARM WINDSHIELD MOTOR.....178,243,910,911	EA	2



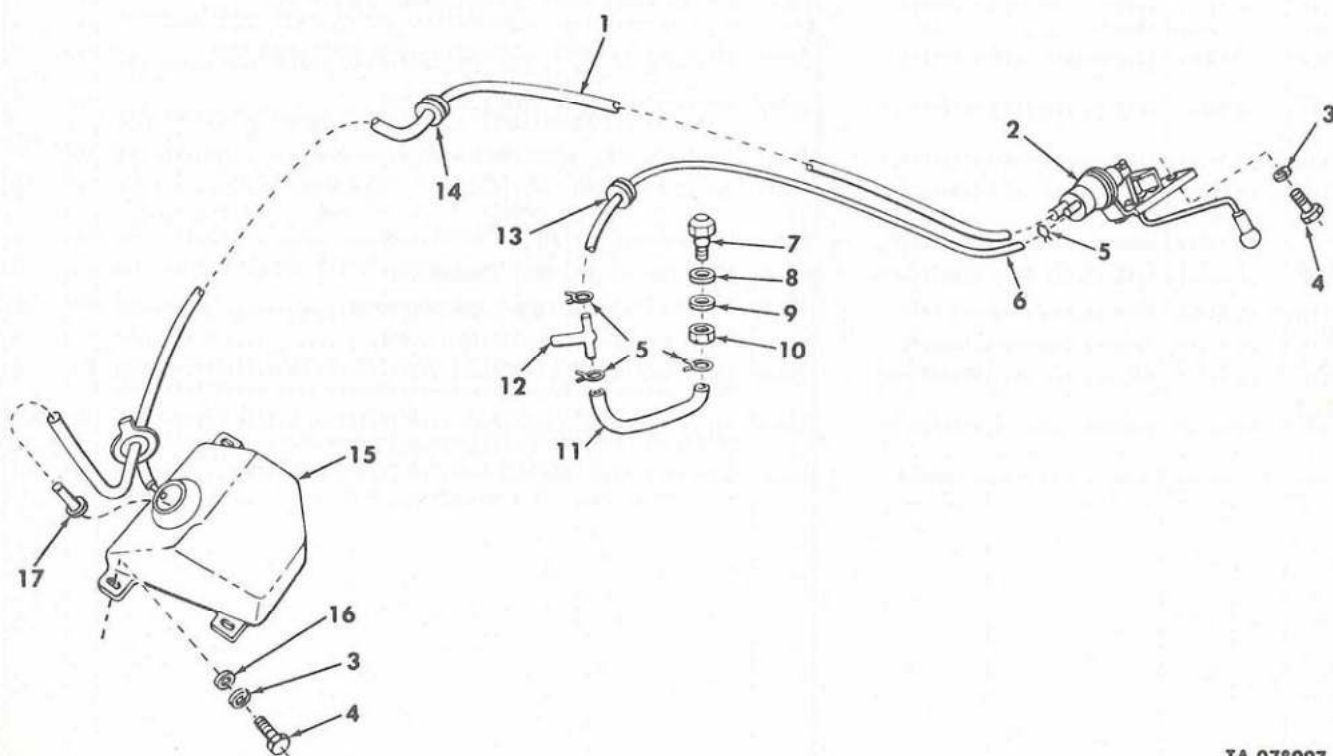
TA 079179

Figure 104. Windshield Wiper Motor and Related Parts (M151A2, M825, and M718A1).

SECTION II

TM9-2320-218-20P

(1) ILLUSTRATION		(2) SMR CODE	(3) FEDERAL STOCK NUMBER	(4) PART NUMBER	(5) FSCM	(6) DESCRIPTION USABLE ON CODE	(7) U/M	(8) QTY INC IN UNIT
(a) FIG NO.	(b) ITEM NO.							
GROUP 2202 CONTINUED								
104	1	PAOZZ	5310-00-177-1312	11644675	19207	WASHER CONVEX SPRING WINDSHIELD WIPER CONNECTING LINK RETAINING.....830,831,832	EA	2
104	2	PAOZZ	5365-00-827-3262	MS90707-4025	96906	RING RETAINING-WINDSHIELD WIPER CONNECTING LINK.....830,831 832	EA	2
104	3	PAOZZ	3040-00-688-0732	11644880	19207	LINK, CONNECTING WINDSHIELD WIPER LEVER.....830,831,832	EA	1
104	4	PAOZZ	5310-00-209-0786	MS35335-33	96906	WASHER LOCK-FOR 1-4 SCREW SIZE-TO ATTACH WINDSHIELD WIPER MOTOR 2 TO ATTACH IDLER ARM AND PIVOT SHAFT ASSEMBLY 2....830 831,832	EA	4
104	5	PAOZZ	5305-00-988-1724	MS35206-280	96906	SCREW MACHINE 1-4 20UNC2AX5-8IN-TO ATTACH WINDSHIELD WIPER IDLER ARM AND PIVOT SHAFT ASSEMBLY.....830,831,832	EA	2
104	6	PAOZZ	2540-00-176-9402	11644913	19207	ARM AND PIVOT SHAFT PIVOT WINDSHIELD WIPER ARM830,831,832	EA	1
104	7	PAOZZ	5315-00-177-1333	11644914	19207	PIN GROOVED HEADED WINDSHIELD WIPER CONNECTING LINK RETAINING.....830,831,832	EA	2
104	8	PAUZZ	5305-00-001-8153	9407529	19207	SCREW MACHINE WINDSHIELD WIPER ARM830,831,832	EA	2
104	9	PAOZZ	2540-00-176-9405	11641115	19207	BLADE ASSEMBLY WINDSHIELD WIPER.....830,831,832	EA	2
104	10	PAOZZ	5310-00-050-3622	503622	19207	NUT SELF LOCKING TO ATTACH WINDSHIELD WIPER BLADE....830,831 832	EA	2
104	11	PAOZZ	2540-00-176-9376	11641116	19207	ARM ASSEMBLY WINDSHIELD WIPER.....830,831,832	EA	2
104	12	PAOZZ	5305-00-068-0502	MS90725-6	96906	SCREW CAP HEXAGON HEAD 1/4-20UNC-2A X 3/4 IN LG...830,831,832	EA	2
104	13	PAOZZ	5330-00-401-1508	11644889	19207	GASKET WINDSHIELD WIPER MOTOR BRACKET.....830,831,832	EA	1
104	14	PAOFF	2540-00-176-9464	11644874	19207	MOTOR AND BRACKET WINDSHIELD WIPER.....830,831,832	EA	1
104	15	PAOZZ	5306-00-225-8506	MS90725-42	96906	BOLT MACHINE 5-16 18UNC2AX2 1-2IN-TO ATTACH WINDSHIELD WIPER MOTOR.....830,831,832	EA	2
104	16	PAOZZ	5310-00-728-2044	MS45904-73	96906	WASHER LOCK-FOR 5-16 SCREW SIZE-TO ATTACH WINDSHIELD WIPER MOTOR.....830,831,832	EA	2
104	17	PAOZZ	3120-00-133-6561	11644876	19207	BUSHING SLEEVE FLANGED PIVOT ARM WINDSHIELD WIPER....830,831 832	EA	2



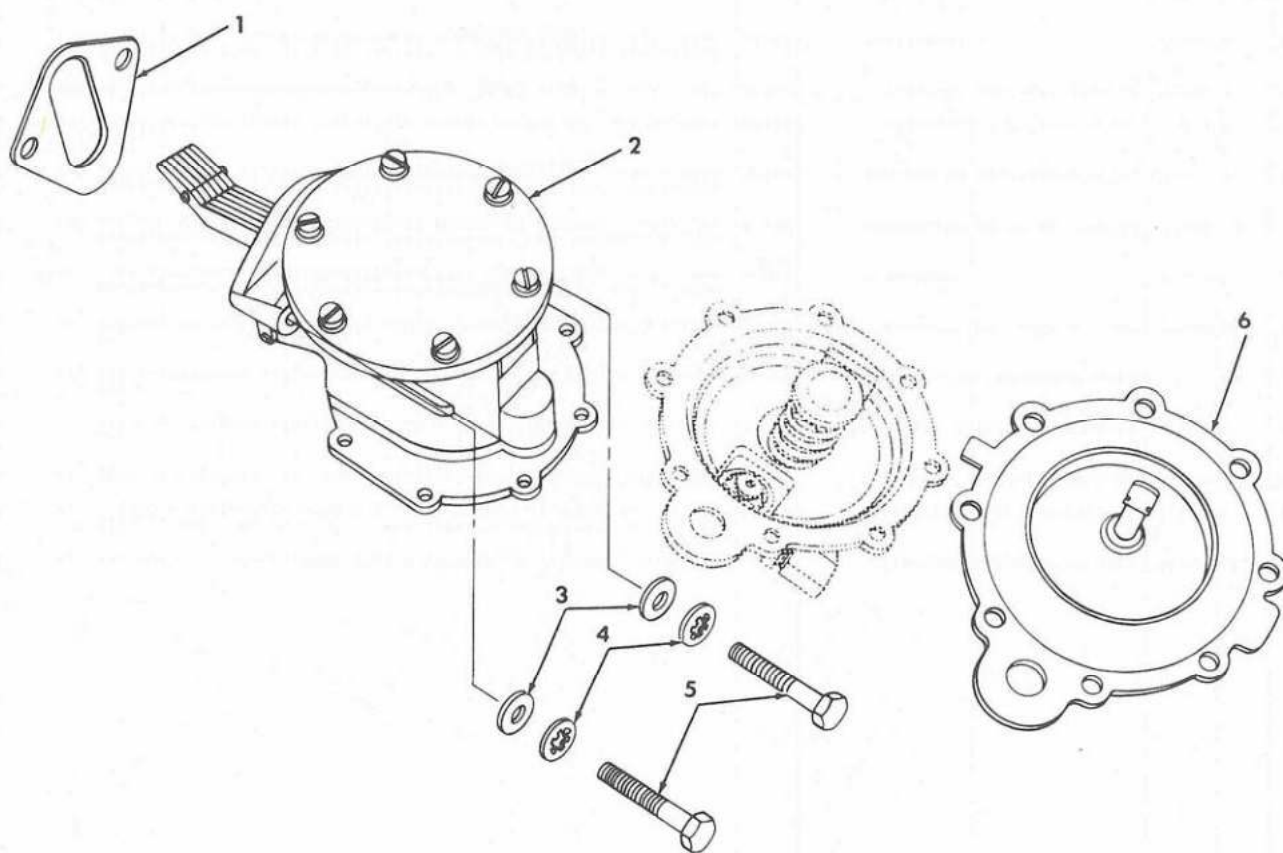
TA 078997

Figure 105. Windshield Washer (M151A2, M718A1, and M825).

SECTION II

TM9-2320-218-20P

(1) ILLUSTRATION		(2)	(3)	(4)	(5)	(6) DESCRIPTION	(7)	(8)
(a) FIG NO.	(b) ITEM NO.	SMR CODE	FEDERAL STOCK NUMBER	PART NUMBER	FSCM	USABLE ON CODE	U/M	QTY INC IN UNIT
GROUP 2202 CONTINUED								
105	1	MOOJO		11639682-1	19207	HOSE PUMP TO RESERVOIR, FABRICATE FROM 65.00 IN OF HOSE RUBBER 4720001829121.....B30,B31,B32	EA	1
105	2	PAOZZ	2540-00-451-3735	11640665	19207	PUMP ASSEMBLY WINDSHIELD WASHER.....B30,B31,B32	EA	1
105	3	PAOZZ	5310-00-582-5965	MS35338-44	96906	WASHER LOCK-FOR 1-4 SCREW SIZE-TO ATTACH WINDSHIELD WASHER PUMP 1 TO ATTACH RESERVOIR 3.....B30,B31,B32	EA	4
105	4	PAOZZ	5305-00-068-0501	MS90725-5	96906	SCREW CAP HEXAGON HEAD 1-4 20UNC2AX5-8IN-TO ATTACH WINDSHIELD WASHER PUMP 1 TO ATTACH RESERVOIR 3....B30,B31,B32	EA	4
105	5	PAOZZ	4730-00-150-6118	11663000	19207	CLAMP HOSE TENSION FLAT WINDSHIELD WASHER HOSE.....B30,B31,B32	EA	4
105	6	MOOZZ		11644861-1	19207	HOSE WINDSHIELD WASHER PUMP TO VALVE, FABRICATE FROM 19 IN OF HOSE RUBBER 4720003568351.....B30,B31,B32	EA	1
105	7	PAOZZ	2540-01-023-2730	11639595	19207	JET DOUBLE WASHER WINDSHIELD.....B30,B31,B32	EA	1
105	8	PAOZZ	5310-00-615-8886	11668295	19207	WASHER, FLAT TO ATTACH DOUBLE WINDSHIELD WASHER JET.....B30,B31,B32	EA	1
105	9	PAOZZ	5310-00-081-4219	MS27183-12	96906	WASHER FLAT TO ATTACH WINDSHIELD DOUBLE WASHER JET TO HOOD ASSEMBLY.....B30,B31,B32	EA	1
105	10	PAOZZ	5310-00-853-9335	MS35691-13	96906	NUT PLAIN HEXAGON TO ATTACH WINDSHIELD DOUBLE WASHER JET TO HOOD ASSEMBLY.....B30,B31,B32	EA	1
105	11	MOOZZ		11644861-2	19207	HOSE WINDSHIELD WASHER VALVE TO JET, FABRICATE FROM 9.00 IN HOSE RUBBER 4720003568351.....B30,B31,B32	EA	1
105	12	PAOZZ	4820-00-006-7468	11644864	19207	VALVE ASSEMBLY WINDSHIELD WASHER PRESSURE RELIEF.....B30,B31,B32	EA	1
105	13	PAOZZ	5325-00-836-8320	MS35490-9	96906	GROMMET RUBBER-WINDSHIELD WASHER PUMP OUTLET HOSE....B30,B31,B32	EA	1
105	14	PAOZZ	5325-00-270-6100	MS35489-14	96906	GROMMET RUBBER-WINDSHIELD WASHER PUMP INLET HOSE.....B30,B31,B32	EA	1
105	15	PAOZZ	2540-00-003-8340	11644865	19207	RESERVOIR ASSEMBLY WINDSHIELD WASHER.....B30,B31,B32	EA	1
105	16	PAOZZ	5310-00-809-4058	MS27183-10	96906	WASHER FLAT-FOR 1-4 SCREW SIZE-TO ATTACH WINDSHIELD WASHER RESERVOIR.....B30,B31,B32	EA	3
105	17	PBOZZ	2540-00-204-8812	11640666	19207	STRAINER ASSEMBLY WINDSHIELD WASHER SOLVENT.....B30,B31,B32	EA	1



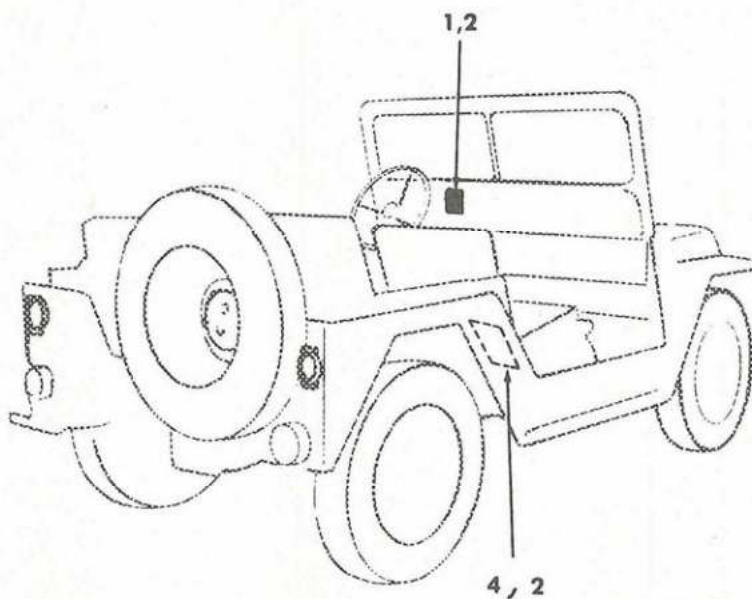
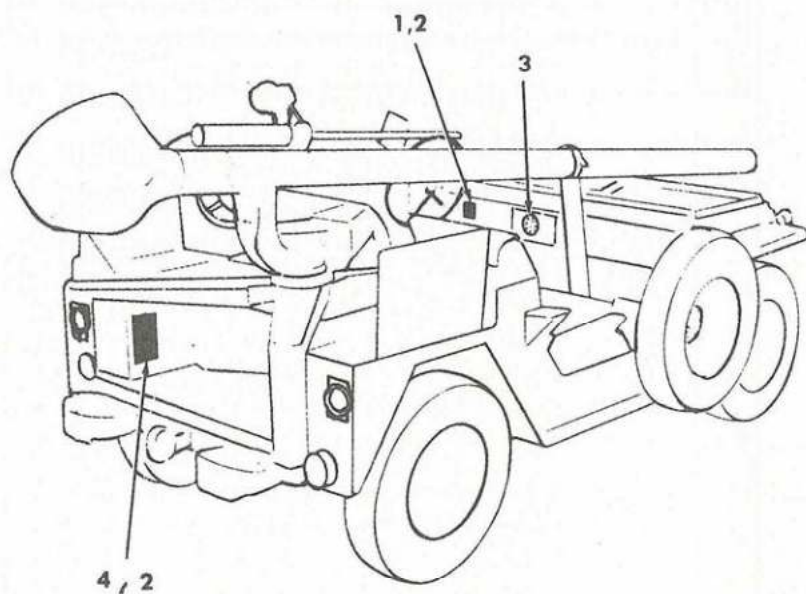
TA 078998

Figure 106. Vacuum Pump and Related Parts (M151, M151A1, M151A1C, and M718).

SECTION II

TM9-2320-218-20P

(1) ILLUSTRATION		(2)	(3)	(4)	(5)	(6)	(7)	(8)
(a) FIG NO.	(b) ITEM NO.	SMR CODE	FEDERAL STOCK NUMBER	PART NUMBER	FSCM	DESCRIPTION USABLE ON CODE	U/M	QTY INC IN UNIT
						GROUP 2202 CONTINUED		
106	1	PAOZZ	5330-00-700-6868	7006868	19207	GASKET VACUUM PUMP PART OF KIT 5704841.....178,243,910,911	EA	1
106	2	PAOZZ	2540-00-832-6050	11599015	19207	PUMP ASSEMBLY WIPER BOOSTER.....178,243,910,911	EA	1
106	3	PAOZZ	5310-00-061-4219	MS27183-12	96906	WASHER FLAT-FOR 5-16 SCREW SIZE-TO ATTACH VACUUM PUMP....178 243,910,911	EA	2
106	4	PAOZZ	5310-00-167-0721	MS35333-41	96906	WASHER LOCK-FOR 5-16 SCREW SIZE-TO ATTACH VACUUM PUMP....178 243,910,911	EA	2
106	5	PAOZZ	5306-00-225-8502	MS90725-38	96906	BOLT MACHINE 5-16 18UNC24X1 1-2IN-TO ATTACH VACUUM PUMP..... 178,243,910,911	EA	2
106	6	KFCZZ		11669083	19207	PULL ROD AND DIAPHRAM VACUUM PUMP..... PART OF KIT P/N 5704841.....178,243,910,911	EA	1
106		PAOZZ	2540-01-040-7613	5704841	19207	PARTS KIT,VACUUM USED TO REPAIR PUMP,VACUUM,11599015.....178 243,910,911	EA	1
106	1					GASKET	EA	1
106	6					PULL ROD AND DIAPHRAM	EA	1



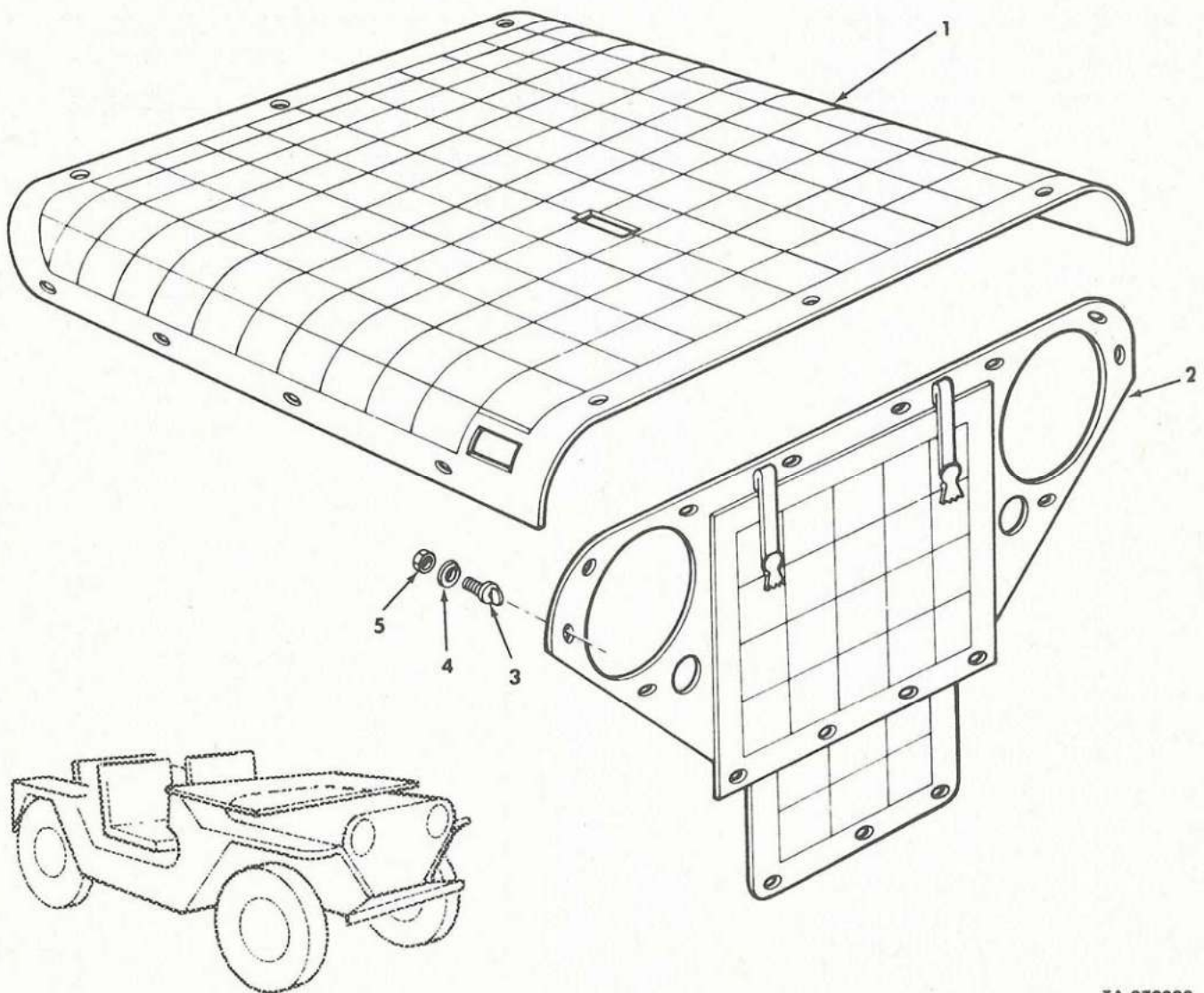
TA 079180

Figure 107. Data and Instruction Plates.

SECTION II

TM9-2320-218-20P

(1) ILLUSTRATION		(2)	(3)	(4)	(5)	(6)	(7)	(8)
(a) FIG NO.	(b) ITEM NO.	SMR CODE	FEDERAL STOCK NUMBER	PART NUMBER	FSCM	DESCRIPTION USABLE ON CODE	U/M	QTY INC IN UNIT
GROUP 2210 DATA AND INSTRUCTION PLATES								
107	1	PAOZZ	9905-00-678-9025	7331414	19207	PLATE IDENTIFICATION AND OPERATING INSTRUCTIONS.....910	EA	1
107	1	PAOZZ	9905-00-832-5656	10950821	19207	PLATE IDENTIFICATION AND OPERATING INSTRUCTIONS.....178	EA	1
107	1	PAOZZ	9905-00-176-0484	11660442	19207	PLATE IDENTIFICATION AND OPERATING INSTRUCTIONS.....832	EA	1
107	1	PAOZZ	9905-00-832-5663	10936870	19207	PLATE IDENTIFICATION AND OPERATING INSTRUCTIONS.....911	EA	1
107	1	PAOZZ	9905-00-176-0481	11660422	19207	PLATE IDENTIFICATION AND OPERATING INSTRUCTIONS.....831	EA	1
107	1	PAOZZ	9905-00-832-5666	11598921	19207	PLATE IDENTIFICATION AND OPERATING INSTRUCTIONS.....243	EA	1
107	1	PAOZZ	9905-00-176-0480	11660440	19207	PLATE INSTRUCTION IDENTIFICATION AND OPERATING INSTRUCTIONS..... 830	EA	1
107	2	PAOZZ	5305-00-851-9414	MS24617-30	96906	SCREW, TAPPING TO ATTACH IDENTIFICATION PLATES(4) AND DATA PLATES(4).....	EA	8
107	3	PAOZZ	7690-00-800-1200	10950985	19207	DECAL CAUTION INSTRUMENT.....911,831	EA	1
107	4	PAOZZ	9905-00-678-9024	7331413	19207	PLATE WEIGHT DIMENSIONAL SERVICING AND KIT DATA.....910	EA	1
107	4	PAOZZ	9905-00-832-5657	10950822	19207	PLATE WEIGHT DIMENSIONAL AND SERVICING DATA.....178	EA	1
107	4	PAOZZ	9905-00-176-0559	11660443	19207	PLATE WEIGHT DIMENSIONAL AND SERVICING.....832	EA	1
107	4	PAOZZ	9905-00-832-5662	10936882	19207	PLATE WEIGHT DIMENSIONAL AND SERVICING DATA.....911	EA	1
107	4	PAOZZ	9905-00-176-0482	11660419	19207	PLATE INSTRUCTION WEIGHT DIMENSIONAL AND SERVICING DATA..... 831	EA	1
107	4	PAOZZ	9905-00-832-5667	11598922	19207	PLATE WEIGHT DIMENSIONAL AND SERVICING DATA.....243	EA	1
107	4	PAOZZ	9905-00-176-0483	11660423	19207	PLATE INSTRUCTION WEIGHT DIMENSIONAL AND SERVICING DATA..... 830	EA	1



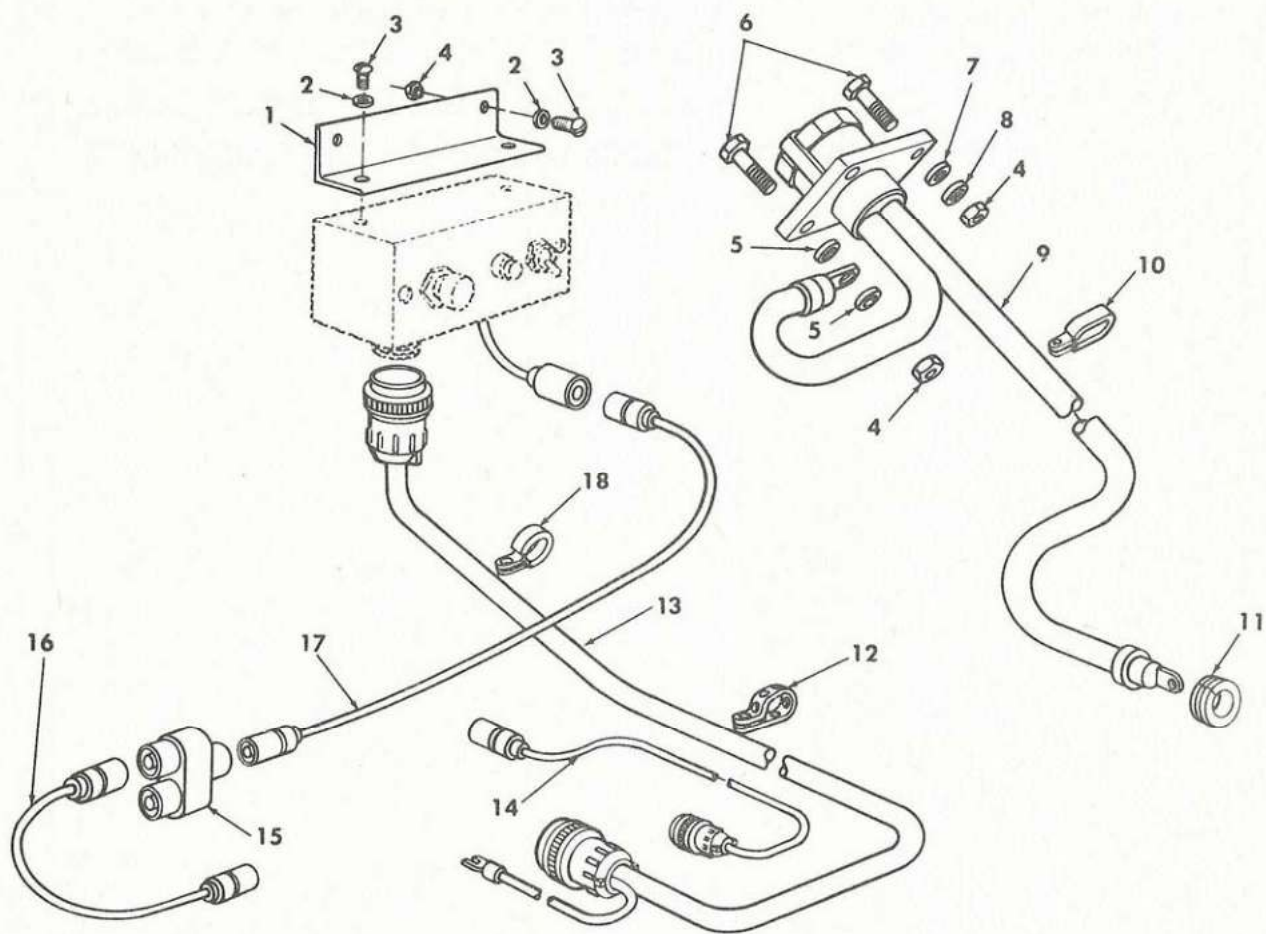
TA 079000

Figure 108. Hood and Brush Guard Cover (-65° F Winterization Kit) (M151, M151A1 and M151A2).

SECTION II

TM9-2320-218-20P

(1) ILLUSTRATION		(2)	(3)	(4)	(5)	(6) DESCRIPTION	(7)	(8)
(a) FIG NO.	(b) ITEM NO.	SMR CODE	FEDERAL STOCK NUMBER	PART NUMBER	FSCM	USABLE ON CODE	U/M	QTY INC IN UNIT
GROUP 3303 WINTERIZATION KITS								
108	1	PAOZZ	2540-00-051-3840	10921821	19207	COVER ASSEMBLY HOOD COTTON DUCK OPTIONAL WITH 11644830, PART OF KIT 8712420.....178,910,832	EA	1
108	1	PAOZZ	2540-00-493-8931	11644830	19207	COVER ASSEMBLY HOOD NYLON OPTIONAL WITH 10921821, PART OF KIT 8712420.....178,910,832	EA	1
108	2	PAOZZ	2540-00-857-1411	10885561	19207	COVER AND FLAP BRUSH GUARD COTTON DUCK OPTIONAL WITH 11630414, PART OF KIT 8712420.....	EA	1
108	2	PAOZZ	2540-00-472-1657	11630414	19207	COVER AND FLAP BRUSH GUARD NYLON OPTIONAL WITH 10885561.....	EA	1
108	3	PAOZZ	5325-00-907-0704	10921905-1	19207	STUD TURNBUTTON TO ATTACH HOOD AND BRUSHGUARD COVERS, PART OF KIT 8712420.....178,910,832	EA	26
108	4	PAOZZ	5310-00-209-0788	MS35335-30	96906	WASHER LOCK-FOR 6 SCREW SIZE-TO ATTACH HOOD AND BRUSH GUARD COVERS.....178,910,832	EA	26
108	5	PAOZZ	5310-00-934-9747	MS35649-262	96906	NUT PLAIN HEXAGON 6 32UNC2B-TO ATTACH HOOD AND BRUSH GUARD COVERS.....178,910,832	EA	26



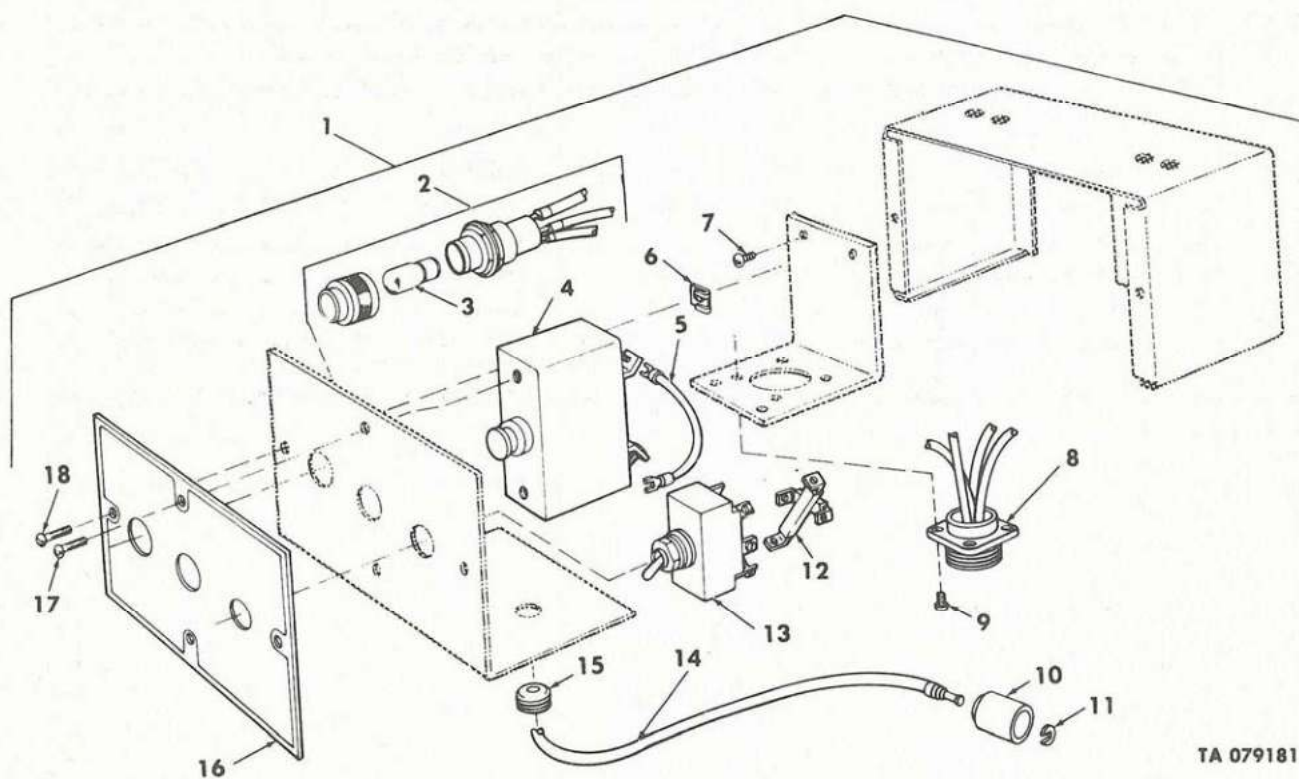
TA 079002

Figure 109. Electrical Leads, Cables, and Related Parts (-65° F Winterization Kit) (M151, M151A1, and M151A2).

SECTION II

TM9-2320-218-20P

(1) ILLUSTRATION		(2) SMR CODE	(3) FEDERAL STOCK NUMBER	(4) PART NUMBER	(5) FSCM	(6) DESCRIPTION USABLE ON CODE	(7) U/M	(8) QTY INC IN UNIT
(a) FIG NO.	(b) ITEM NO.							
GROUP 3303 CONTINUED								
109	1	KFOZZ		7986254	19207	BRACKET HEATER CONTROL BOX.....178,910,832	EA	1
109	2	PAOZZ	5310-00-550-1130	MS35333-40	96906	WASHER LOCK-FOR 1-4 SCREW SIZE-TO ATTACH HEATER CONTROL BOX TO BRACKET 2 AND BRACKET TO DASH PANEL 2.....178,910,832	EA	4
109	3	PAOZZ	5305-00-988-1723	MS35206-279	96906	SCREW MACHINE 1-4 20UNC2AX1 1-2IN-TO ATTACH HEATER CONTROL BOX TO BRACKET 2 AND BRACKET TO DASH PANEL 2.....178,910,832	EA	4
109	4	PAOZZ	5310-00-761-6882	MS51967-2	96906	NUT PLAIN HEXAGON 1-4 20UNC2B-TO ATTACH BRACKET TO DASH PANEL 2 TO ATTACH SLAVE CABLE ASSEMBLY 4.....178,910,832	EA	6
109	5	PAOZZ	5310-00-889-2528	MS45904-68	96906	WASHER LOCK-FOR 1-4 SCREW SIZE-TO ATTACH SLAVE CABLE ASSEMBLY.....178,910,832	EA	2
109	6	PAOZZ	5305-00-071-2241	MS90725-10	96906	SCREW CAP HEXAGON HEAD 1-4 20UNC2AX1 1-4IN-TO ATTACH SLAVE CABLE ASSEMBLY.....178,910,832	EA	4
109	7	PAOZZ	5310-00-809-4058	MS27183-10	96906	WASHER FLAT-FOR 1-4 SCREW SIZE-TO ATTACH SLAVE CABLE ASSEMBLY.....178,910,832	EA	3
109	8	PAOZZ	5310-00-821-6269	MS35334-19	96906	WASHER LOCK-FOR 1-4 SCREW SIZE-TO ATTACH SLAVE CABLE ASSEMBLY.....178,910,832	EA	3
109	9	PAOZZ	2590-00-786-6182	8707574	19207	LEAD ASSEMBLY SLAVE RECEPTACLE.....178,910,832	EA	1
109	10	PAOZZ	5340-00-106-0617	7728831	19207	CLAMP LOOP SLAVE RECEPTACLE CABLE.....178,910,832	EA	1
109	11	PAOZZ	5325-00-281-1557	MS35490-17	96906	GROMMET RUBBER RUBBER-SLAVE RECEPTACLE CABLE TO BATTERY.....178,910,832	EA	1
109	12	PAOZZ	5975-00-483-5756	8724501	19207	STRAP RETAINING HEATER CONTROL BOX TO HEATER CABLE.....178,910,832	EA	2
109	13	PAOZZ	2590-00-759-8038	10939535	19207	CABLE ASSEMBLY CONTROL BOX TO HEATER.....178,910,832	EA	1
109	14	PAOZZ	2590-00-788-3008	7012848	19207	LEAD ELECTRICAL HEATER TO FUEL PUMP.....178,910,832	EA	1
109	15	PAOZZ	5935-00-900-6281	MS27147-1	96906	ADAPTER CONNECTOR CABLE.....178,910,832	EA	1
109	16	PAOZZ	2590-00-785-9090	8710635	19207	LEAD,ELECTRICAL, CONNECTOR TO IGNITION SWITCH.....	EA	1
109	17	PAOZZ	2590-00-786-0135	8710637	19207	LEAD ELECTRICAL CONTROL BOX CONNECTOR.....178,910	EA	1
109	18	PAOZZ	5340-00-057-3037	MS21333-111	96906	CLAMP LOOP-HEATER CONTROL BOX TO HEATER CABLE....178,910,832	EA	2



TA 079181

Figure 110. Heater Control Box Assembly (-65° F Winterization Kit) (M151, M151A1, and M151A2).

SECTION II

TM9-2320-218-20P

(1) ILLUSTRATION		(2) SMR CODE	(3) FEDERAL STOCK NUMBER	(4) PART NUMBER	(5) FSCM	(6) DESCRIPTION USABLE ON CODE	(7) U/M	(8) QTY INC IN UNIT
GROUP 3303 CONTINUED								
110	1	PAOZZ	2590-00-993-4717	8720449	19207	BOX ASSEMBLY HEATER CONTROL.....178,910,832	EA	1
110	2	PAOZZ	6210-00-828-3680	7986170	19207	.LIGHT INDICATOR HEATER CONTROL BOX.....178,910,832	EA	1
110	3	PAOZZ	6240-00-155-8714	MS25231-313	96906	LAMP INCANDESCENT-HEATER CONTROL BOX.....178,910,832	EA	1
110	4	PAOZZ	5925-00-271-8659	MS25017-20	96906	CIRCUIT BREAKER HEATER CONTROL BOX.....178,910,832	EA	1
110	5	PAOZZ	6150-00-039-8256	7951734	19207	LEAD ELECTRICAL HEATER CONTROL BOX.....178,910,832	EA	1
110	6	PAOZZ	5310-00-800-0076	7951753	19207	NUT SHEET SPRING HEATER CONTROL BOX.....178,910,832	EA	2
110	7	PAOZZ	5305-00-879-5904	7971262	18876	SCREW ASSEMBLED HEATER CONTROL BOX.....178,910,832	EA	2
110	8	PAOZZ	2590-00-815-6126	7986168	19207	LEAD ASSEMBLY ELECTRICAL-HEATER CONTROL BOX.....178,910,832	EA	1
110	9	PAOZZ	5305-00-828-3682	7971263	19207	SCREW TAPPING HEATER CONTROL BOX.....178,910,832	EA	4
110	10	PAOZZ	5935-00-695-9077	8338572	19207	SHELL ELECTRICAL CONNECTOR HEATER CONTROL BOX...178,910,832	EA	1
110	11	PAOZZ	5310-00-595-7044	8338573	19207	WASHER SLOTTED ELECTRICAL CONNECTOR, HEATER CONTROL BOX178,910,832	EA	1
110	12	PBOZZ	2540-00-039-8258	7951737	19207	JUMPER ASSEMBLY HEATER CONTROL BOX.....178,910,832	EA	1
110	13	PAOZZ	5930-00-615-9376	MS35059-21	96906	.SWITCH TOGGLE-HEATER CONTROL BOX.....178,910,832	EA	1
110	14	PAOZZ	2540-00-916-2095	7986167	19207	LEAD ELECTRICAL HEATER CONTROL BOX.....178,910,832	EA	1
110	15	PAOZZ	5325-00-276-4993	905	75543	GROMMET RUBBER HEATER CONTROL BOX.....178,910,832	EA	1
110	16	PBOZZ	9905-00-179-3410	8707498	19207	PANEL CONTROL BOX HEATER.....178,910,832	EA	1
110	17	PAOZZ	5305-00-984-4988	MS35206-228	96906	SCREW MACHINE 6 32UNC24X3-8IN-TO ATTACH HEATER CONTROL BOX CIRCUITBREAKER.....178,910,832	EA	2
110	18	PAOZZ	5305-00-057-9611	MS24621-28	96906	SCREW TAPPING 8 18 THREADS PER INX5-16IN-HEATER CONTROL BOX. 178,910,832	EA	2

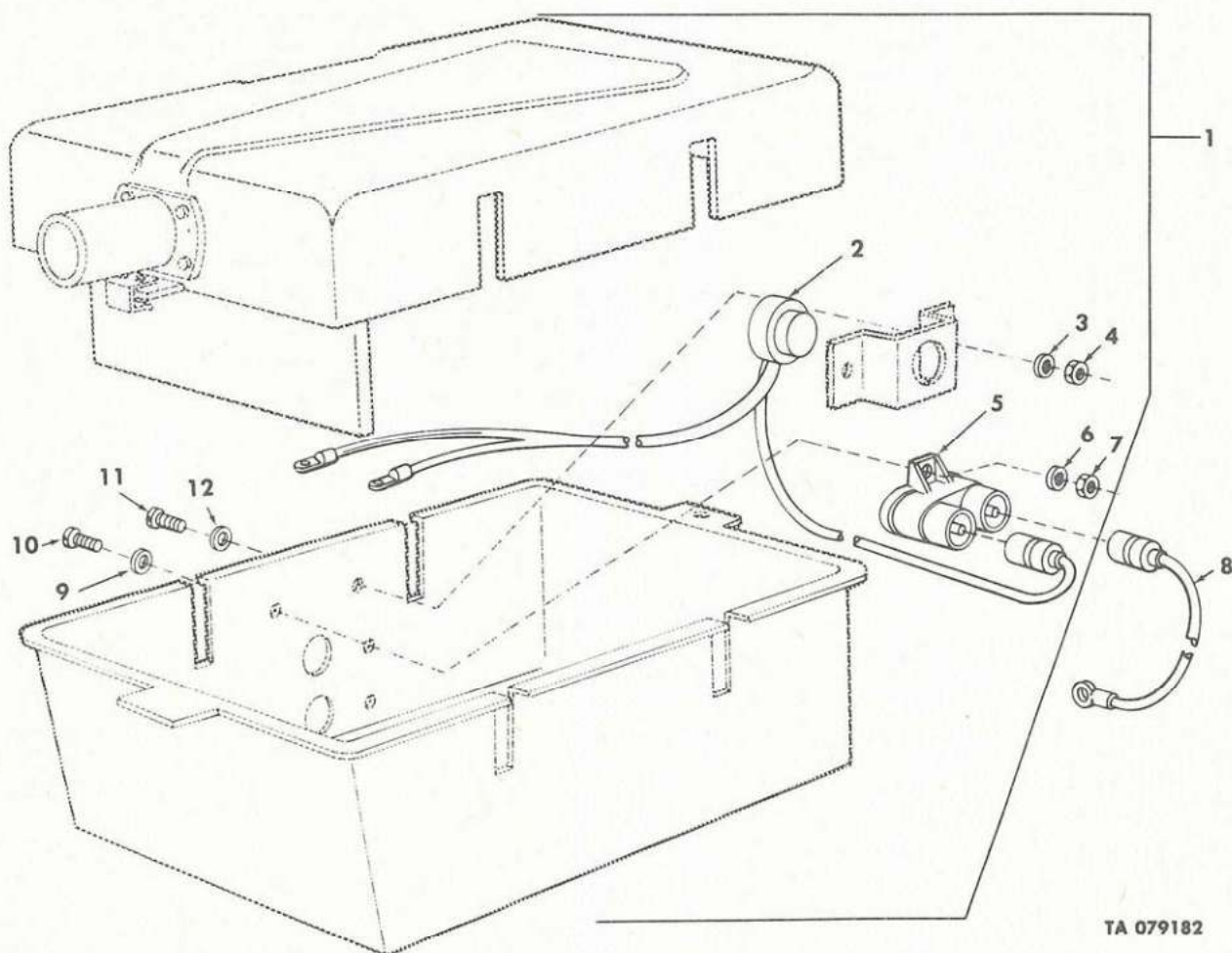


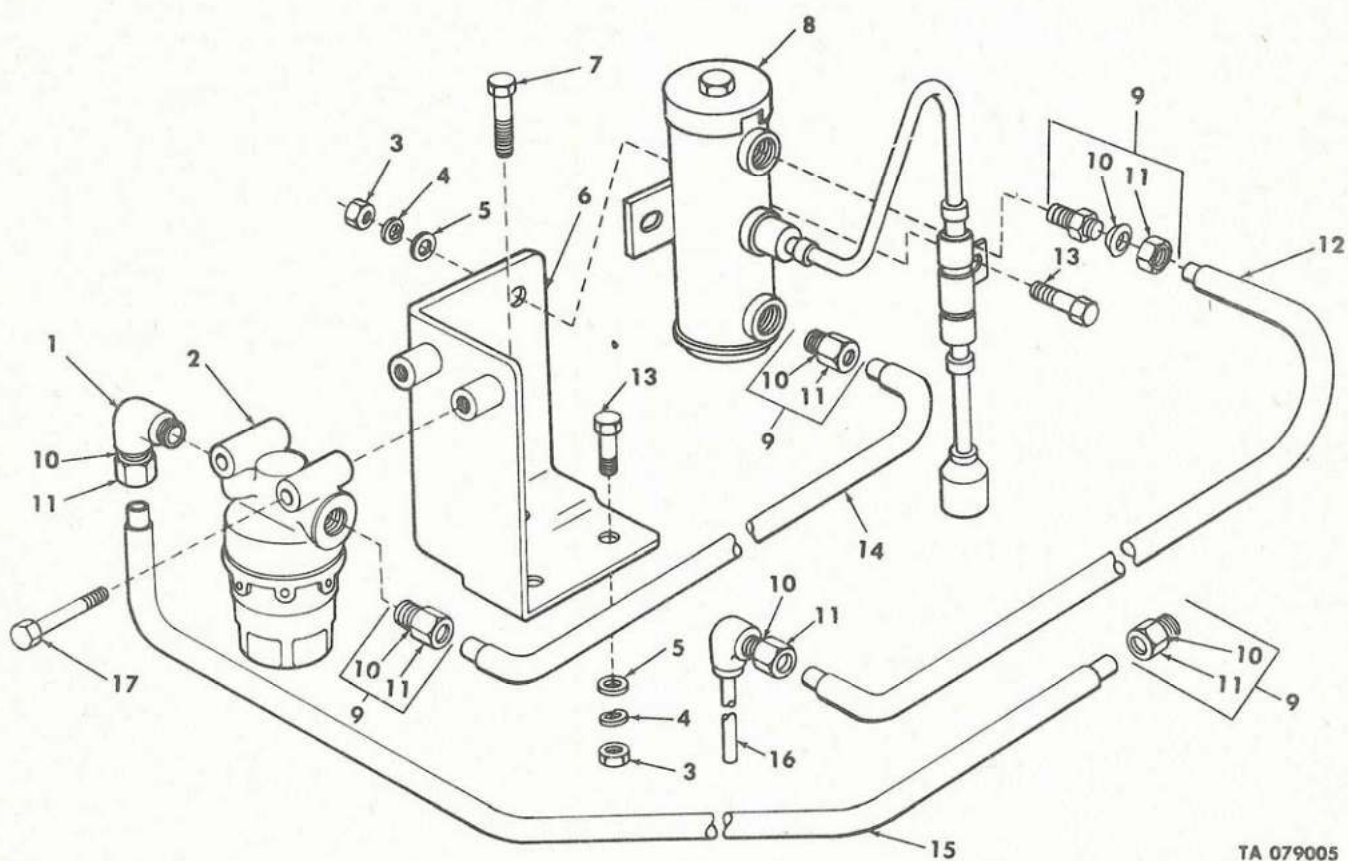
Figure 111. Battery Box and Cover Assembly (-65° F Winterization Kit)
(M151, M151A1, and M151A2).

SECTION II

TM9-2320-218-20P

(1)		(2)		(3)	(4)	(5)	(6)		(7)	(8)
ILLUSTRATION				FEDERAL STOCK NUMBER	PART NUMBER	FSCM	DESCRIPTION			QTY INC IN UNIT
(a) FIG NO.	(b) ITEM NO.	SMR CODE						USABLE ON CODE	U/M	
							GROUP 3303 CONTINUED			
111	1	PBOZZ	2540-00-005-7693	7535958	19207		COVER AND BOX BATTERY HEATING.....178,910,832		EA	1
111	2	PAOZZ	2590-00-857-1408	10884943	19207		SWITCH ASSEMBLY THERMAL-CIRCUIT BREAKER TO ACTUATOR.....178 910,832		EA	1
111	3	PAOZZ	5310-00-579-0079	MS35333-37	96906		WASHER LOCK-FOR 6 SCREW SIZE-TO ATTACH THERMAL SWITCH BRACKET.....178,910,832		EA	2
111	4	PAOZZ	5310-00-934-9747	MS35649-262	96906		NUT PLAIN HEXAGON 6 32UNC2B-TO ATTACH THERMAL SWITCH BRACKET 178,910,832		EA	2
111	5	PAOZZ	5925-00-803-4424	MS39062-2	81349		CIRCUIT BREAKER THERMAL SWITCH.....178,910,832		EA	1
111	6	PAOZZ	5310-00-559-0070	MS35333-38	96906		WASHER LOCK-FOR 8 SCREW SIZE-TO ATTACH CIRCUIT BREAKER..... 178,910,832		EA	2
111	7	PAOZZ	5310-00-934-9757	MS35649-282	96906		NUT PLAIN HEXAGON 8 32UNC2B-TO ATTACH CIRCUIT BREAKER....178 910,832		EA	2
111	8	PAOZZ	2590-00-857-1412	10921812	19207		LEAD ELECTRICAL BATTERY TO CIRCUIT BREAKER.....178,910,832		EA	1
111	9	PAOZZ	5310-00-809-8544	MS27183-7	96906		WASHER FLAT-FOR 8 SCREW SIZE-TO ATTACH CIRCUIT BREAKER..... 178,910,832		EA	2
111	10	PAOZZ	5305-00-984-6195	MS35206-247	96906		SCREW MACHINE 8 32UNC2AX3-4IN-TO ATTACH CIRCUIT BREAKER..... 178,910,832		EA	2
111	11	PAOZZ	5305-00-889-3000	MS35206-230	96906		SCREW MACHINE 6 32UNC2AX1-2IN-TO ATTACH THERMAL SWITCH BRACKET.....178,910,832		EA	2
111	12	PAOZZ	5310-00-983-8483	MS27183-5	96906		WASHER FLAT-FOR 6 SCREW SIZE-TO ATTACH THERMAL SWITCH BRACKET.....178,910,832		EA	2

241



TA 079005

Figure 112. Fuel Pump, Filter and Lines (-65°F Winterization Kit)
(M151, M151A1, and M151A2).

SECTION II

TMS-2320-218-20P

(1)		(2)		(3)	(4)	(5)	(6)	(7)		(8)
ILLUSTRATION		SMR CODE	FEDERAL STOCK NUMBER	PART NUMBER	FSCM	DESCRIPTION	U/M	QTY INC IN UNIT		
(a) FIG NO.	(b) ITEM NO.									
GROUP 3303 CONTINUED										
112	1	PAOZZ	4730-00-528-3520	MS39171-2	96906	ELBOW, PIPE TO TUBE FILTER TO HEATER.....178,910,832	EA	1		
112	2	PAOZZ	1660-00-025-3493	MS51085-1	96906	FILTER FLUID PRESSURE-FUEL-PERSONNEL HEATER.....178,910,832	EA	1		
112	3	PAOZZ	5310-00-761-6882	MS51967-2	96906	NUT PLAIN HEXAGON TO ATTACH FUEL PUMP 2 TO ATTACH BRACKET 3. 178,910,832	EA	1		
112	4	PAOZZ	5310-00-582-5965	MS35338-44	96906	WASHER LOCK-FOR 1-4 SCREW SIZE-TO ATTACH FUEL PUMP 2 TO ATTACH BRACKET 3.....178,910,832	EA	5		
112	5	PAOZZ	5310-00-809-4058	MS27183-10	96906	WASHER FLAT-FOR 1-4 SCREW SIZE-TO ATTACH FUEL PUMP 2 TO ATTACH BRACKET 3.....178,910,832	EA	3		
112	6	XBOZZ		10885551	19207	BRACKET FUEL PUMP AND FILTER MOUNTING.....178,910,832	EA	1		
112	7	PAOZZ	5305-00-071-2242	MS90725-9	96906	SCREW CAP HEXAGON HEAD 1-4 20UNC2AX1 1-8IN-TO ATTACH HEATER FUEL PUMP BRACKET.....178,910,832	EA	1		
112	8	PAOZZ	2910-00-710-6054	MS51321-1	96906	PUMP FUEL ELECTRICAL PERSONNEL HEATER.....178,910,832	EA	1		
112	9	XDOZZ		MS39169-12	96906	ADAPTER, STRAIGHT FUEL PUMP TO TANK (1) FUEL PUMP TO FILTER (2) FUEL PUMP TO HEATER (1).....178,910,832	EA	4		
112	10	PAOZZ	4730-00-701-7737	MS39177-2	96906	SLEEVE, TUBE ELBOW 1, ADAPTERS 4, WINTERIZATION KIT.....178,910,832	EA	5		
112	11	PAOZZ	4730-00-043-3750	MS39176-2	96906	NUT, TUBE COUPLING ELBOW 1, ADAPTERS 4, WINTERIZATION KIT..... 178,910,832	EA	5		
112	12	PAOZZ	4710-00-277-5524	8689205	19207	TUBE COPPER FUEL PUMP TO TANK, 3/1600 X 13 INCHES LONG.....178,910,832	EA	1		
112	12	PAOZZ	5975-01-010-8919	17C18035-40	80244	TUBING FLEXIBLE NON FUEL PUMP TO TANK TUBE .1875 ID APPROX 11 1-2 IN LG.....178,910,832	EA	1		
112	13	PAOZZ	5305-00-068-0501	MS90725-5	96906	SCREW CAP HEXAGON HEAD 1-4 20UNC2AX5-8IN-TO ATTACH FUEL PUMP 2 TO ATTACH BRACKET 2.....178,910,832	EA	4		
112	14	PAOZZ	4710-00-277-5524	7036787	19207	TUBE COPPER 3-16 OD 0-035 WALL THX8 IN FUEL PUMP TO FILTER. 178,910,832	EA	1		
112	14	PAOZZ	5975-01-010-8919	17C18035-40	80244	TUBING FLEXIBLE NON FUEL PUMP TO FILTER TUBE .1875 ID APPROX 6 1-2 IN LG.....178,910,832	EA	1		
112	15	PAOZZ	4710-00-277-5524	7036787	19207	TUBE COPPER 3-1600 0-035 WALL THK X 43 IN FUEL FILTER TO HEATER.....178,910,832	EA	1		
112	15	PAOZZ	5975-01-010-8919	17C18035-40	80244	TUBING FLEXIBLE NON FUEL FILTER TO HEATER TUBE .1875 ID APPROX 41 1-2 IN LG.....178,910,832	EA	1		
112	16	PBOZZ	4710-00-171-0509	7535950	19207	ELBOW AND TUBE.....178,910,832	EA	1		
112	17	PAOZZ	5305-00-042-5575	425575	21450	SCREW, ASSEMBLED FUEL FILTER BRACKET.....178,910,832	EA	2		

243

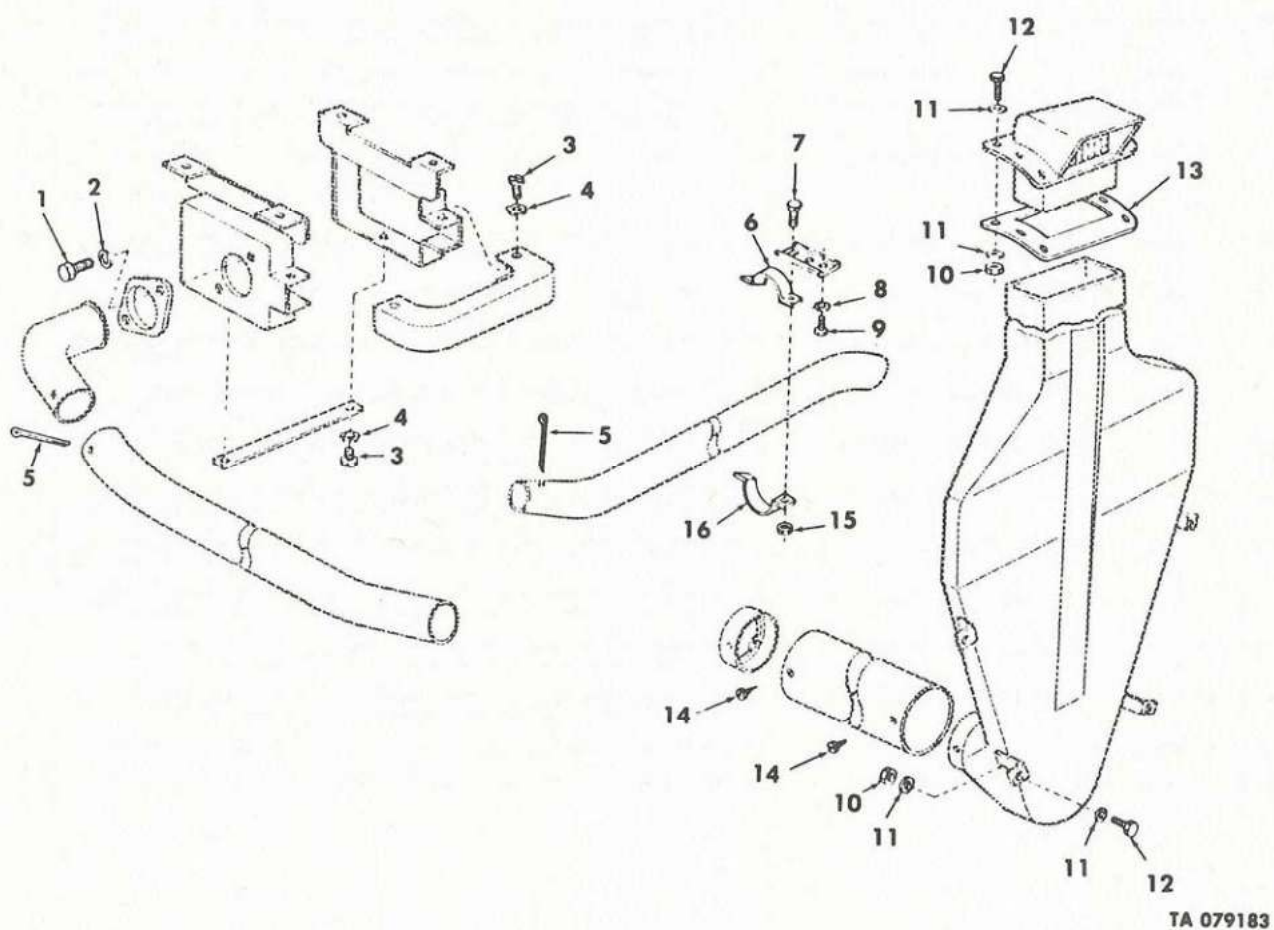
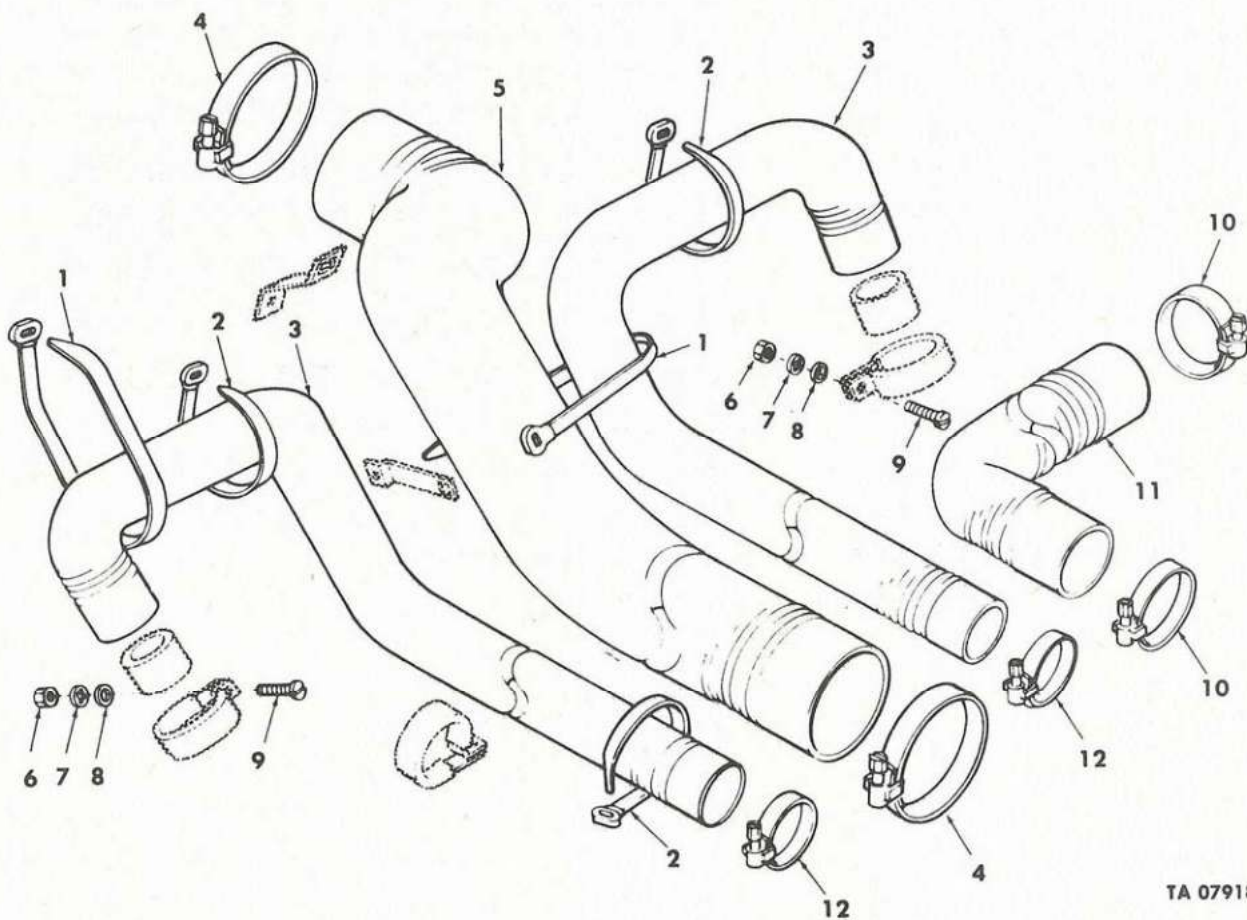


Figure 113. Heater Intake and Exhaust Pipes (-65° F Winterization Kit) (M151, M151A1, and M151A2).

SECTION II

TM9-2320-218-20P

(1) ILLUSTRATION		(2)	(3)	(4)	(5)	(6)	(7)	(8)
(a) FIG NO.	(b) ITEM NO.	SMR CODE	FEDERAL STOCK NUMBER	PART NUMBER	FSCM	DESCRIPTION USABLE ON CODE	U/M	QTY INC IN UNIT
GROUP 3303 CONTINUED								
113	1	PAOZZ	5305-00-068-0501	MS90725-5	96906	SCREW CAP HEXAGON HEAD 1-4 20UNC2AX5-8IN-TO ATTACH FLANGE TO OIL PAN SHROUD.....178,910,832	EA	2
113	2	PAOZZ	5310-00-582-5965	MS35338-44	96906	WASHER LOCK-FOR 1-4 SCREW SIZE-TO ATTACH FLANGE TO OIL PAN SHROUD.....178,910,832	EA	2
113	3	PAOZZ	5305-00-968-1721	MS35206-277	96906	SCREW MACHINE 1-4 20UNC2AX3-8IN-TO ATTACH DUCT AND STRAP TO OIL PAN SHROUDS.....178,910,832	EA	4
113	4	PAOZZ	5310-00-209-0786	MS35335-33	96906	WASHER LOCK-FOR 1-4 SCREW SIZE-TO ATTACH DUCT AND STRAP TO OIL PAN SHROUDS.....178,910,832	EA	4
113	5	PAOZZ	5315-00-298-1498	MS24665-362	96906	PIN COTTER-HEATER PIPE RETAINING.....178,910,832	EA	2
113	6	PAOZZ	5340-00-178-1379	10884989	19207	CLAMP EXHAUST PIPE HEATER.....178,910,832	EA	1
113	7	PAOZZ	5306-00-721-5944	MS35751-41	96906	BOLT CARPIAGE SQUARE NECK 5-16 18UNC2AX1IN-TO ATTACH HEATER EXHAUST PIPE CLAMPS.....178,910,832	EA	2
113	8	PAOZZ	5310-00-596-7691	MS35335-32	96906	WASHER LOCK-FOR 10 SCREW SIZE-TO ATTACH HEATER EXHAUST PIPE BRACKET.....178,910,832	EA	2
113	9	PAOZZ	5305-00-855-0956	MS24629-47	96906	SCREW TAPPING TO ATTACH HEATER EXHAUST PIPE BRACKET.....178,910,832	EA	2
113	10	PAOZZ	5310-00-959-7600	MS51922-5	96906	NUT SELF LOCKING HEXAGON 1-4 28UNF-TO ATTACH AIR INTAKE DUCT AND HOOD.....178,910,832	EA	11
113	11	PAOZZ	5310-00-809-4058	MS27183-10	96906	WASHER FLAT-FOR 1-4 SCREW SIZE-TO ATTACH AIR INTAKE DUCT AND HOOD(USED WITH HARDTOP KIT ONLY).....178,910,832	EA	22
113	12	PAOZZ	5305-00-068-0506	MS90726-6	96906	SCREW CAP HEXAGON HEAD 1/4 - 28 UNF-2A x 3/4 IN LG TO ATTACH AIR INTAKE DUCT AND HOOD (HARDTOP KIT ONLY).....178,910,832	EA	11
113	13	PAOZZ	5330-00-007-0151	10939576	19207	GASKET RUBBER AIR INTAKE DUCT HOOD(USED WITH HARDTOP KIT ONLY).....178,910,832	EA	1
113	14	PAOZZ	5305-00-754-4452	MS24622-30	96906	SCREW TAPPING 8 18 THREADS PER INX1-2IN-TO ATTACH INTAKE PIPE(USED WITH HARDTOP KIT ONLY).....178,910,832	EA	4
113	15	PAOZZ	5310-00-984-3806	MS51922-9	96906	NUT SELF LOCKING HEXAGON 5-16 18UNC-TO ATTACH HEATER EXHAUST PIPE CLAMPS.....178,910,832	EA	2
113	16	PAOZZ	5340-00-178-1378	10884990	19207	CLAMP PIPE HEATER EXHAUST.....178,910,832	EA	1



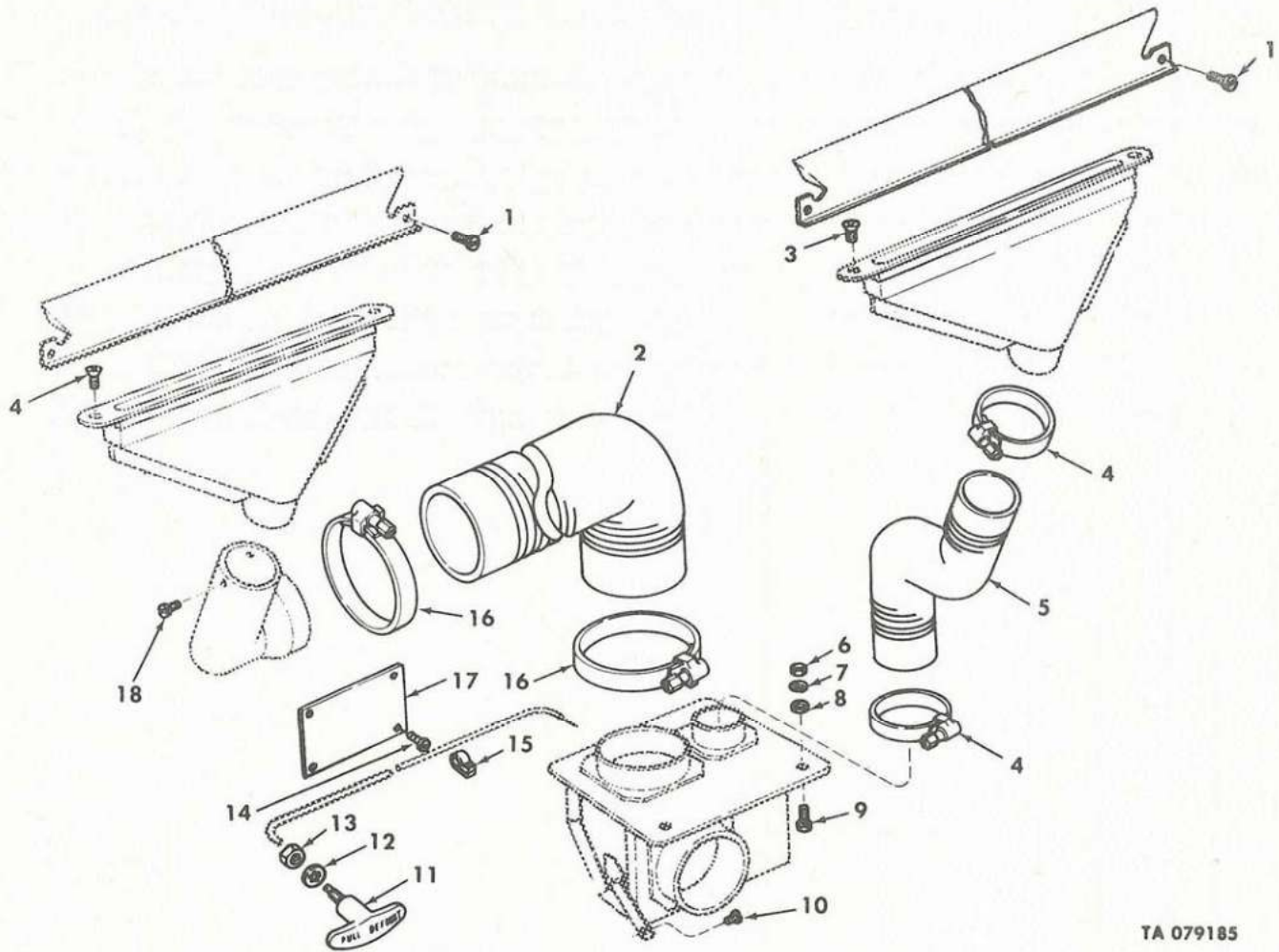
TA 079184

**Figure 114. Heater Hoses and Related Parts (-65°F Winterization Kit)
(M151, M151A1, and M151A2).**

SECTION II

TM9-2320-218-20P

(1) ILLUSTRATION		(2)	(3)	(4)	(5)	(6) DESCRIPTION	(7)	(8)
(a) FIG NO.	(b) ITEM NO.	SMR CODE	FEDERAL STOCK NUMBER	PART NUMBER	FSCM	USABLE ON CODE	U/M	QTY INC IN UNIT
GROUP 3303 CONTINUED								
114	1	PAOZZ	5975-00-899-4606	MS3367-2-0	96906	STRAP TIEDOWN-HEATER HOSE RETAINING.....178,910,832	EA	5
114	2	PAOZZ	5975-00-984-6582	MS3367-1-0	96906	STRAP TIEDOWN HEATER HOSE RETAINING.....178,910,832	EA	4
114	3	MOOZZ		10939569	19207	HOSE AIR DUCT CAB HEATER 1 1-2 IN IDX51 IN FABRICATE FROM 7986297.....178,910,832	EA	2
114	4	PFOZZ	4730-00-908-6292	MS35842-14	96906	CLAMP HOSE, HEATER DIVERTER TO DEFROSTER DIVERTER, REPAIR PART FOR WINTERIZATION KIT, FOR FIELD SERVICE ONLY.....178,910,832	EA	4
114	5	PAOZZ	4720-00-014-7063	10885015-1	19207	HOSE AIR DUCT HEATER DIVERTER TO DEFROSTER DIVERTER 3 IN IDX36 1-2 IN FABRICATE FROM 7986299.....178,910,832	EA	1
114	6	PAOZZ	5310-00-768-0319	MS51968-2	96906	NUT PLAIN HEXAGON 1-4 28UNF2B-TO ATTACH CAB HEATER HOSE CLAMP.....178,910,832	EA	2
114	7	PAOZZ	5310-00-550-1130	MS35333-40	96906	WASHER LOCK-FOR 1-4 SCREW SIZE-TO ATTACH CAB HEATER HOSE CLAMP.....178,910,832	EA	2
114	8	PAOZZ	5310-00-809-4058	MS27183-10	96906	WASHER FLAT-FOR 1-4 SCREW SIZE-TO ATTACH CAB HEATER HOSE CLAMP.....178,910,832	EA	2
114	9	PAOZZ	5305-00-993-2461	MS35207-281	96906	SCREW MACHINE 1-4 28UNF24X3-4IN-TO ATTACH CAB HEATER HOSE CLAMP.....178,910,832	EA	2
114	10	PFOZZ	4730-00-909-8627	MS35842-13	96906	CLAMP HEATER DIVERTER TO BATTERY BOX HOSE, REPAIR PART FOR WINTERIZATION KIT, FOR FIELD SERVICE ONLY.....178,910,832	EA	2
114	11	MOOZZ		10884969-1	19207	HOSE AIR DUCT BATTERY BOX HEATER 2 IN IDX14 IN FABRICATE FROM 4720007869232.....178,910,832	EA	1
114	12	PAOZZ	4730-00-908-3193	MS35842-12	96906	CLAMP HOSE, CAB HEATER HOSE, REPAIR PART FOR WINTERIZATION KIT, FOR FIELD SERVICE ONLY.....178,910,832	EA	2



TA 079185

Figure 115. Defroster Control Diverter and Hoses (-65°F Winterization Kit) (M151, M151A1, and M151A2).

SECTION II

TM9-2320-218-20P

(1) ILLUSTRATION		(2)	(3)	(4)	(5)	(6)	(7)	(8)
(a) FIG NO.	(b) ITEM NO.	SMR CODE	FEDERAL STOCK NUMBER	PART NUMBER	FSCM	DESCRIPTION USABLE ON CODE	U/M	QTY INC IN UNIT
GROUP 3303 CONTINUED								
115	1	PAOZZ	5305-00-067-9907	MS24622-42	96906	SCREW TAPPING 10 16 THREADS PER INX3-8IN-TO ATTACH DEFROSTER DEFLECTOR.....178,910,832	EA	8
115	2	PAOZZ	4720-00-014-7064	10939570	19207	HOSE AIR DUCT DIVERTER TO ELBOW DRIVER SIDE.....178,910,832	EA	1
115	3	PAOZZ	5305-00-954-3487	MS35190-271	96906	SCREW MACHINE 10 24UNC24X1-2IN-TO ATTACH NOZZLE AND FLANGE ASSEMBLY.....178,910,832	EA	4
115	4	PFOZZ	4730-00-909-8627	MS35842-13	96906	CLAMP HOSE, DIVERTER TO NOZZLE, PASSENGER SIDE, REPAIR PART FOR WINTERIZATION KIT, FOR FIELD SERVICE ONLY MS35842-13.....178,910,832	EA	2
115	5	MOOZZ		10884970	19207	HOSE AIR DUCT DIVERTER TO NOZZLE HOSE, PASSENGER SIDE FROM (7.5 IN) HOSE 4720007869232 (2) NUTS 5310007616882..178,910,832	EA	1
115	6	PAOZZ	5310-00-761-6882	MS51967-2	96906	NUT PLAIN HEXAGON 1-4 20UNC28-TO ATTACH DEFROSTER DIVERTER..178,910,832	EA	2
115	7	PAOZZ	5310-00-582-5965	MS35338-44	96906	WASHER LOCK-FOR 1-4 SCREW SIZE-TJ ATTACH DEFROSTER DIVERTER..178,910,832	EA	2
115	8	PAOZZ	5310-00-809-4058	MS27183-10	96906	WASHER FLAT-FOR 1-4 SCREW SIZE-TO ATTACH DEFROSTER DIVERTER..178,910,832	EA	2
115	9	PAOZZ	5305-00-068-0500	MS90725-3	96906	SCREW, CAP HEXAGON HEAD 1/4 - 20 UNC-2A x 1/2 IN LG TO ATTACH DEFROSTER DIVERTER.....178,910,832	EA	2
115	10	PAOZZ	5305-00-045-3183	MS24622-29	96906	SCREW TAPPING 8 18 THREADS PER INX3-8IN-TO ATTACH DEFROSTER DIVERTER.....178,910,832	EA	1
115	11	PAOZZ	2540-00-051-3841	10939551-2	19207	CONTROL ASSEMBLY PUSH PULL DEFROSTER.....178,910,832	EA	1
115	12	PAOZZ	5310-00-616-7998	MS35334-21	96906	WASHER LOCK-FOR 3-8 SCREW SIZE-TO ATTACH DEFROSTER CONTROL CABLE.....178,910,832	EA	1
115	13	PAOZZ	5310-00-975-2075	MS35691-21	96906	NUT PLAIN HEXAGON 3-8 24UNF28-TO ATTACH DEFROSTER CONTROL CABLE.....178,910,832	EA	1
115	14	PAOZZ	5305-00-058-2088	MS24622-3	96906	SCREW TAPPING NO 2-32 X 1/4 IN LG.....178,910,832	EA	4
115	15	PAOZZ	5340-00-080-9853	MS21333-97	96906	CLAMP LOOP-TO RETAIN DEFROSTER CONTROL CABLE.....178,910,832	EA	2
115	16	PFOZZ	4730-00-708-6292	MS35842-14	96906	CLAMP HOSE, DIVERTER TO ELBOW, REPAIR PART FOR WINTERIZATION KIT, FOR FIELD SERVICE ONLY.....178,910,832	EA	2
115	17	PAOZZ	9905-00-702-5692	10950775	19207	PLATE INSTRUCTION CAUTION DEFROSTER.....178,910,832 FROM 1 HOSE 7 1-2 IN., NSN-4720-00-786-9232, 2 NUTS, 1-4 X 20, NSN-5310-00-761-6882.....178,910,832	EA	1
115	18	PAOZZ	5305-00-058-2101	MS24622-15	96906	SCREW TAPPING 6 20 THREADS PER INX1-4IN-TO ATTACH DEFROSTER NOZZLE ELBOW.....178,910,832	EA	3

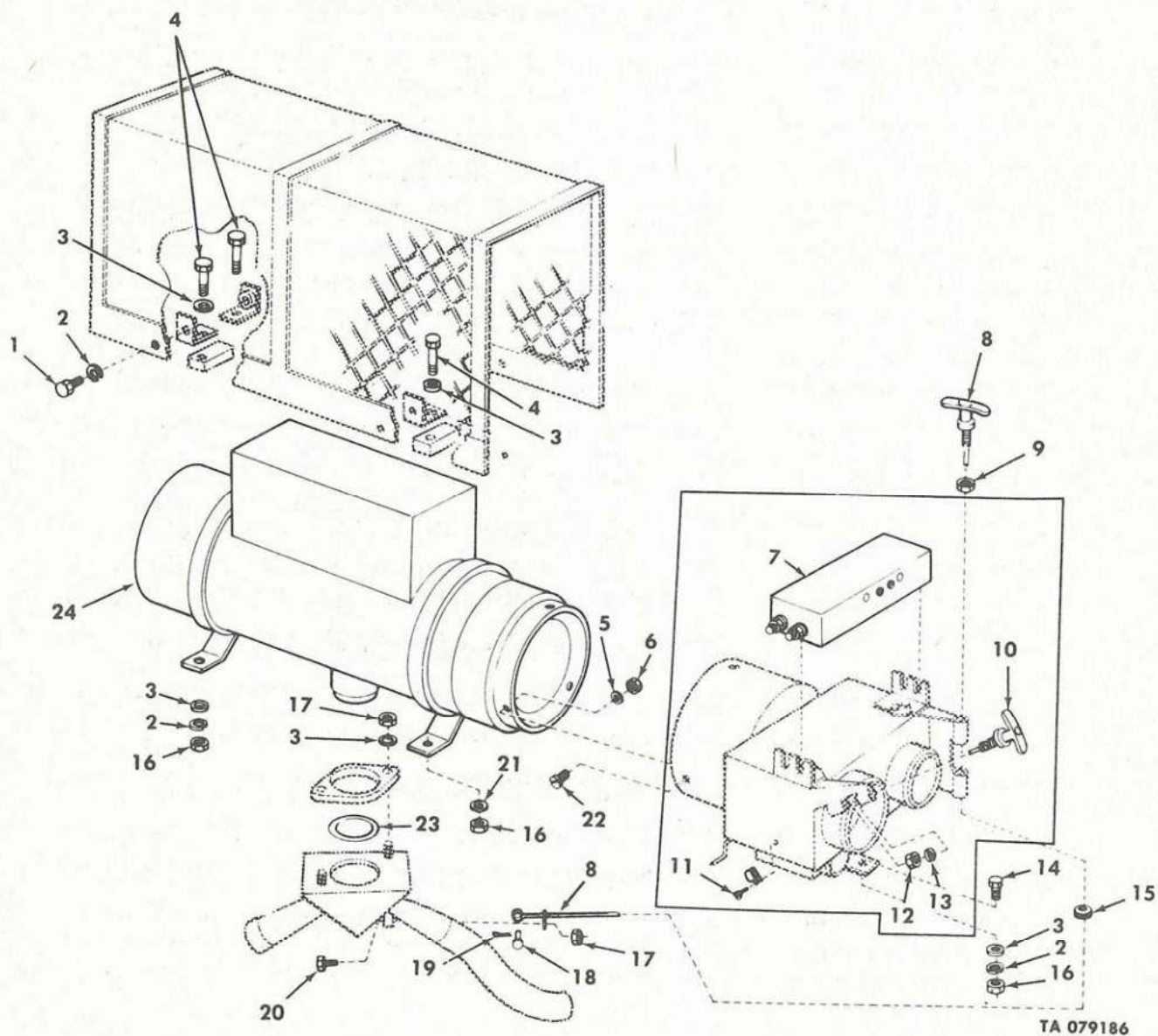
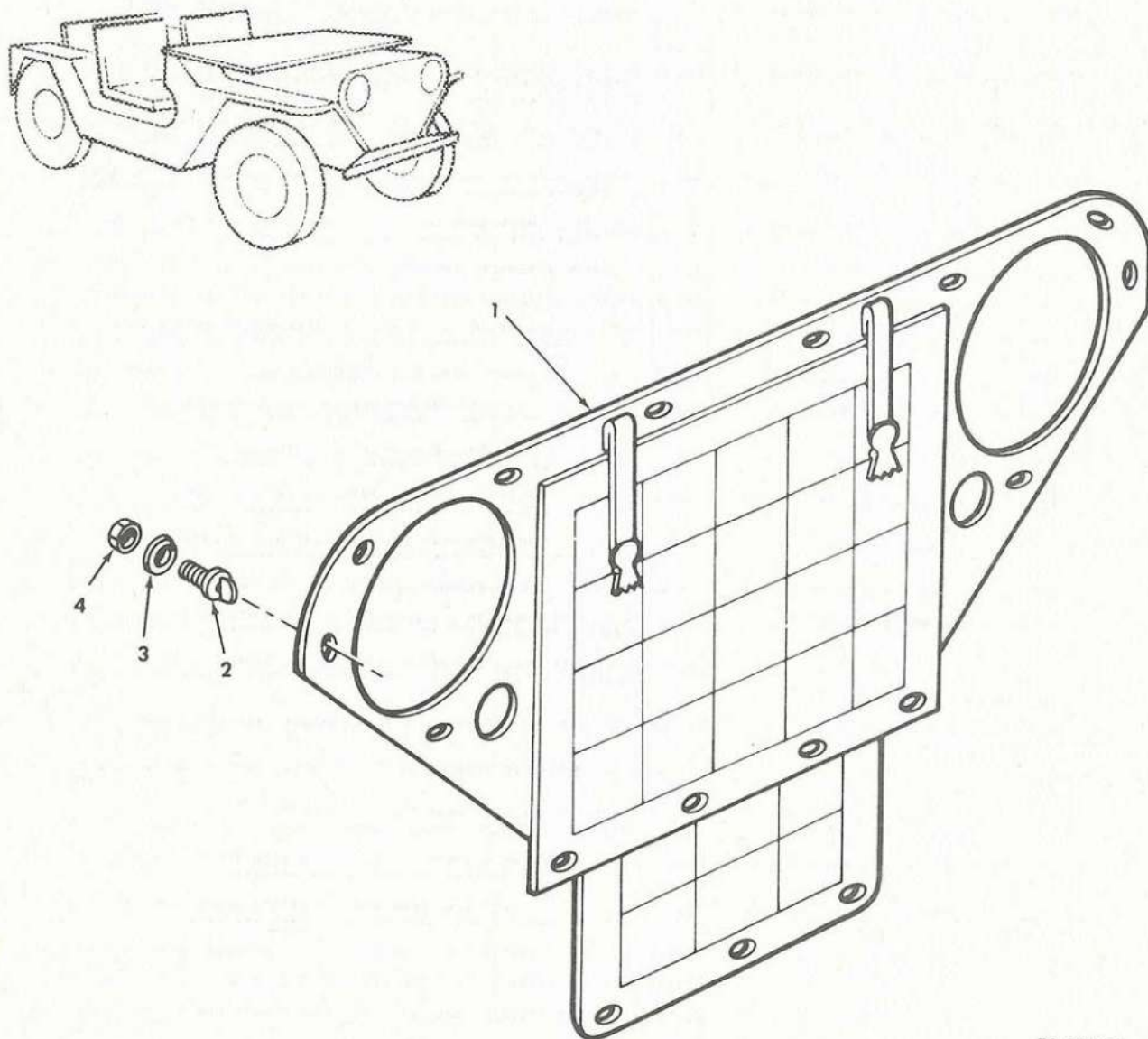


Figure 116. Heater Guard and Diverter Boxes (-65° F Winterization Kit)
(M151, M151A1, and M151A2).

SECTION II

(1) ILLUSTRATION		(2)	(3)	(4)	(5)	(6)	(7)	(8)
(a) FIG NO.	(b) ITEM NO.	SMR CODE	FEDERAL STOCK NUMBER	PART NUMBER	FSCM	DESCRIPTION USABLE ON CODE	U/M	QTY INC IN UNIT
GROUP 3303 CONTINUED								
116	1	PAOZZ	5305-JJ-225-3838	MS90725-4	96906	SCREW CAP HEXAGON HEAD 1-4 20UNC2AX9-16IN-TO ATTACH HEATER GUARD.....178,910,832	EA	4
116	2	PAOZZ	5310-00-582-5965	MS35338-44	96906	WASHER LOCK-FOR 1-4 SCREW SIZE-TO ATTACH HEATER GUARD 4 DIVERTER AND ACTUATOR ASSEMBLY 1 AND HEATER ASSEMBLY 3....178 910,832	EA	8
116	3	PAOZZ	5310-00-809-4058	MS27183-10	96906	WASHER FLAT-FOR 1-4 SCREW SIZE-TO ATTACH HEATER ASSEMBLY AND GUARD 5 DIVERTER AND ACTUATOR ASSEMBLY 1 AND EXHAUST DIVERTER ASSEMBLY.....178,910,832	EA	8
116	4	PAOZZ	5305-JJ-371-2240	MS90725-11	96906	SCREW CAP HEXAGON HEAD 1-4 20UNC2AX1 3-8IN-TO ATTACH HEATER ASSEMBLY AND GUARD.....178,910,832	EA	4
116	5	PAOZZ	5310-00-559-0070	MS35338-38	96906	WASHER LOCK-FOR 8 SCREW SIZE-TO ATTACH DIVERTER AND ACTUATOR ASSEMBLY.....178,910,832	EA	3
116	6	PAOZZ	5310-00-934-9757	MS35649-282	96906	NUT PLAIN HEXAGON 8 32UNC28-TO ATTACH DIVERTER AND ACTUATOR ASSEMBLY.....178,910,832	EA	3
116	7	PAOZZ	3010-00-574-3087	959-24	78385	ACTUATOR ASSEMBLY PERSONNEL HEATER.....178,910,832	EA	1
116	8	PAOZZ	2540-00-788-3009	8675947	19207	CONTROL ASSEMBLY PUSH PULL EXHAUST DIVERTER.....178,910,832	EA	1
116	9	PAOZZ	5310-00-975-2075	MS35691-21	96906	NUT PLAIN HEXAGON 3-8 24UNF28-TO ATTACH EXHAUST DIVERTER CONTROL CABLE.....178,910,832	EA	2
116	10	PAOZZ	2540-00-051-3842	10939551-1	19207	CONTROL ASSEMBLY PUSH PULL CAB DUCTS.....178,910,832	EA	1
116	11	PAOZZ	5305-JJ-995-3569	MS24629-22	96906	SCREW TAPPING 6 32 THREADS PER INX5-16IN-TO ATTACH CLIP TO CAB DUCT DIVERTER.....178,910,832	EA	1
116	12	PAOZZ	5310-00-975-2075	MS35691-21	96906	NUT PLAIN HEXAGON 3-8 24UNF28-TO ATTACH CAB DUCT CONTROL CABLE.....178,910,832	EA	1
116	13	PAOZZ	5310-JJ-516-7998	MS35334-21	96906	WASHER LOCK-FOR 3-8 SCREW SIZE-TO ATTACH CAB DUCT CONTROL CABLE.....178,910,832	EA	1
116	14	PAOZZ	5305-00-068-0501	MS90725-5	96906	SCREW CAP HEXAGON HEAD 1-4 20UNC2AX5-8IN-TO ATTACH DIVERTER AND ACTUATOR ASSEMBLY.....178,910,832	EA	1
116	15	PAOZZ	5325-00-184-9846	MS35489-10	96906	GROMMET RUBBER-EXHAUST DIVERTER CONTROL CABLE....178,910,832	EA	1
116	16	PAOZZ	5310-00-761-6882	MS51967-2	96906	NUT PLAIN HEXAGON 1-4 20UNC28-TO ATTACH HEATER ASSEMBLY AND GUARD 4 AND DIVERTER AND ACTUATOR ASSEMBLY 1.....178,910,832	EA	5
116	17	PAOZZ	5310-00-088-1251	MS51922-1	96906	NUT SELF LOCKING HEXAGON 1-4 20UNC-TO ATTACH EXHAUST DIVERTER CONTROL CABLE 1 AND EXHAUST DIVERTER 2.....178,910 832	EA	3
116	18	PAOZZ	5315-00-812-3734	MS20392-1C7	96906	PIN STRAIGHT HEADED-TO ATTACH EXHAUST DIVERTER CONTROL CABLE 178,910,832	EA	1
116	19	PAOZZ	5315-00-839-2325	MS24665-132	96906	PIN COTTER TO ATTACH EXHAUST DIVERTER CONTROL CABLE.....178 910,832	EA	1
116	20	PAOZZ	5305-00-068-0500	MS90725-3	96906	SCREW CAP HEXAGON HEAD 1/4 - 20 UNC-2A X 1/2 IN LG TO ATTACH EXHAUST DIVERTER CONTROL CABLE.....178,910,832	EA	1
116	21	PAOZZ	5305-00-889-3002	MS35206-242	96906	SCREW MACHINE 8 32UNC2AX5-16IN-TO ATTACH DIVERTER AND ACTUATOR ASSEMBLY.....178,910,832	EA	3
116	22	PAOZZ	5310-00-889-2528	MS45904-68	96906	WASHER LOCK-FOR 1-4 SCREW SIZE-TO ATTACH HEATER ASSEMBLY AND GUARD.....178,910,832	EA	1
116	23	PAOZZ	5330-00-770-0242	7700242	19207	PACKING PREFORMED-EXHAUST DIVERTER.....178,910,832	EA	1
116	24	PAOFF	2540-JJ-288-4963	8366993	19207	HEATER ASSEMBLY OPTIONAL WITH 19207 10920608.....178,910,832	EA	1
116	24	PAOFF	2540-00-736-8563	10920608	19207	HEATER VEHICULAR COLDWEATHER(OPTIONAL WITH HEATER 87201931.. 178,910,832	EA	1

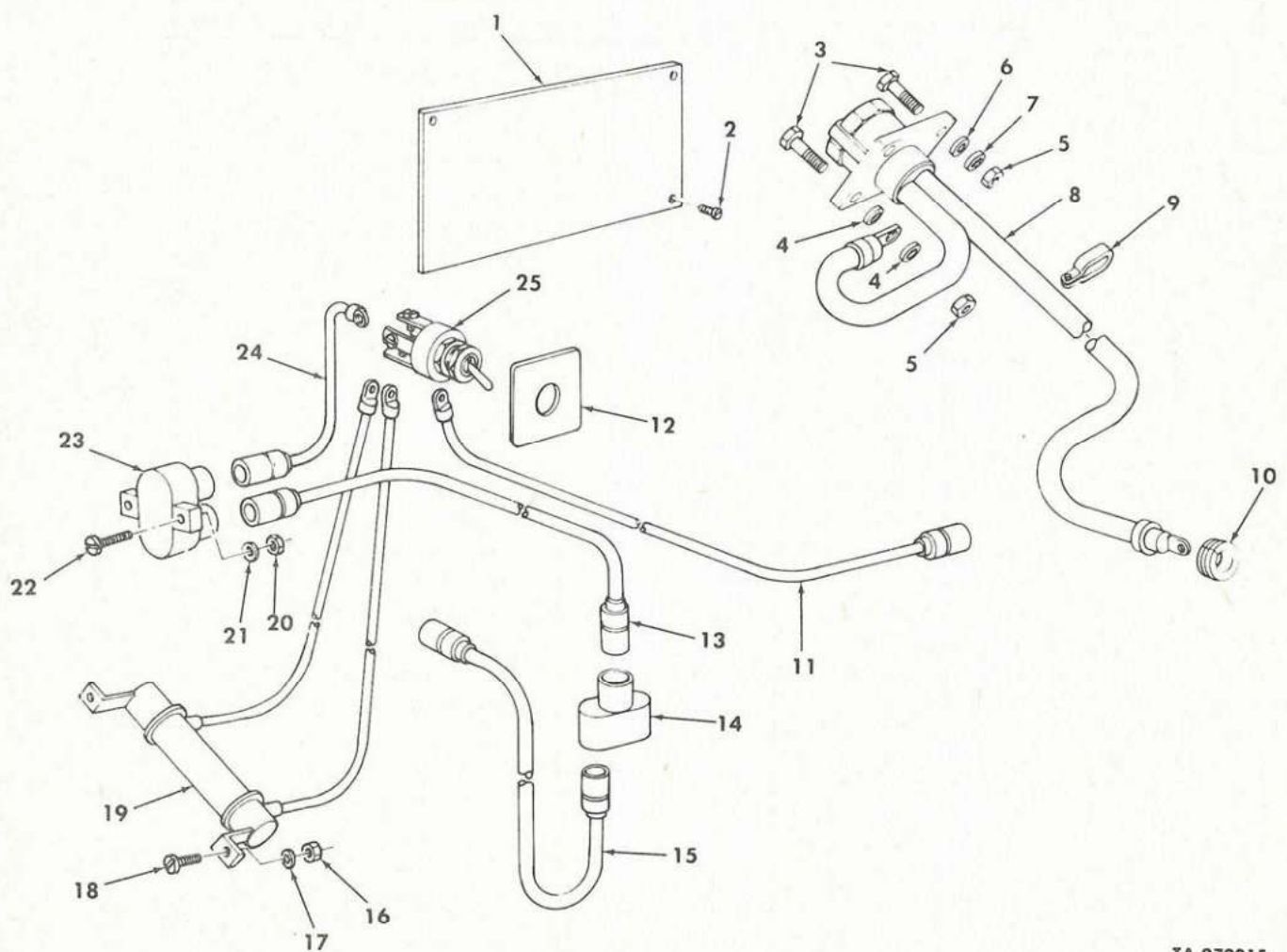


TA 079014

Figure 117. Brush Guard Cover (Hot Water Kit).

TM9-2320-218-209

SECTION II								TM9-2320-218-20P	
(1) ILLUSTRATION		(2)	(3)	(4)	(5)	(6)	(7)	(8)	
(a) FIG NO.	(b) ITEM NO.	SMR CODE	FEDERAL STOCK NUMBER	PART NUMBER	FSCM	DESCRIPTION	U/M	QTY INC IN UNIT	
						USABLE ON CODE			
GROUP 3303 CONTINUED									
117	1	PAOZZ	2540-00-857-1411	10885561	19207	COVER AND FLAP BRUSH GUARD-COTTON DUCK-OPTIONAL WITH 116304 14.....	EA	1	
117	1	PAOZZ	2540-00-472-1657	11630414	19207	COVER AND FLAP BRUSH GUARD,NYLON.....	EA	1	
117	2	PAOZZ	5325-00-907-0704	10921905-1	19207	STUD TURNBUTTON TO ATTACH BRUSH GUARD COVER.....	EA	13	
117	3	PAOZZ	5310-00-209-0788	MS35335-30	96906	WASHER LOCK-FOR 6 SCREW SIZE-TO ATTACH BRUSH GUARD COVER STUDS.....	EA	13	
117	4	PAOZZ	5310-00-934-9747	MS35649-262	96906	NUT PLAIN HEXAGON 6 32UNC2B-TO ATTACH BRUSH GUARD COVER STUDS.....	EA	13	
253									



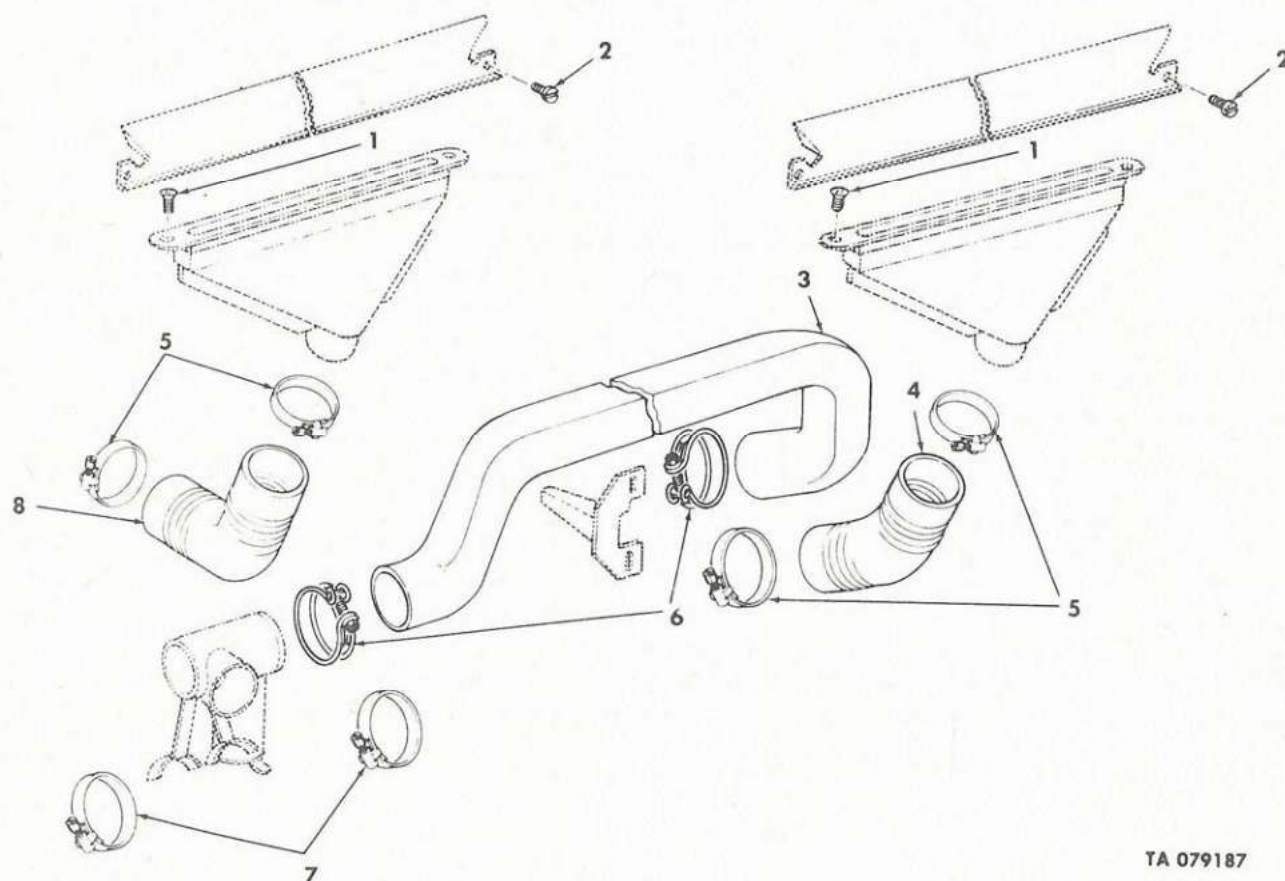
TA 079015

Figure 118. Electrical Cables, Switch, and Related Parts (Hot Water Heater Kit).

SECTION II

TH9-2320-21R-20P

(1) ILLUSTRATION		(2)	(3)	(4)	(5)	(6) DESCRIPTION	(7)	(8)
(a) FIG NO.	(b) ITEM NO.	SMR CODE	FEDERAL STOCK NUMBER	PART NUMBER	FSCM	USABLE ON CODE	U/M	QTY INC IN UNIT
GROUP 3303 CONTINUED								
118	1	PAOZZ	9905-00-901-8666	10939573	19207	PLATE HEATER OPERATING INSTRUCTIONS.....	EA	1
118	2	PAOZZ	5305-00-058-2099	MS24622-8	96906	SCREW TAPPING 4 24 THREADS PER INX1-4IN-TO ATTACH INDENTIFICATION PLATE.....	EA	4
118	3	PAOZZ	5305-00-225-3839	MS90725-8	96906	SCREW CAP HEXAGON HEAD 1-4 20UNC2AX1IN-TO ATTACH SLAVE CABLE ASSEMBLY.....	EA	4
118	4	PAOZZ	5310-00-889-2528	MS45904-68	96906	WASHER LOCK-FOR 1-4 SCREW SIZE-TO ATTACH SLAVE CABLE ASSEMBLY.....	EA	2
118	5	PAOZZ	5310-00-761-6882	MS51967-2	96906	NUT PLAIN HEXAGON 1-4 20UNC2B-TO ATTACH SLAVE CABLE ASSEMBLY	EA	4
118	6	PAOZZ	5310-00-809-4058	MS27183-10	96906	WASHER FLAT-FOR 1-4 SCREW SIZE-TO ATTACH SLAVE CABLE ASSEMBLY.....	EA	3
118	7	PAOZZ	5310-00-821-6269	MS35334-19	96906	WASHER LOCK-FOR 1-4 SCREW SIZE-TO ATTACH SLAVE CABLE ASSEMBLY.....	EA	3
118	8	PAOZZ	2590-00-786-6182	8707574	19207	LEAD ASSEMBLY SLAVE RECEPTACLE.....	EA	1
118	9	PAOZZ	2590-00-930-4085	7385988	19207	CLAMP WIRING SLAVE RECEPTACLE.....	EA	1
118	10	PAOZZ	5325-00-281-1557	MS35490-17	96906	GROMMET RUBBER RUBBER-SLAVE RECEPTACLE TO BATTERY CABLE.....	EA	1
118	11	PAOZZ	2590-00-901-8126	8710631	19207	LEAD ELECTRICAL SWITCH TO HEATER.....	EA	1
118	12	PAOZZ	9905-00-763-7337	7986147	19207	PLATE INSTRUCTION HOT WATER HEATER.....	EA	1
118	13	PAOZZ	2590-00-901-8125	8710636	19207	LEAD ELECTRICAL CONNECTOR TO HEATER CIRCUIT BREAKER.....	EA	1
118	14	PAOZZ	5935-00-900-6281	MS27147-1	96906	ADAPTER CONNECTOR-HOT WATER HEATER KIT.....	EA	1
118	15	PAOZZ	2590-00-785-9090	8710635	19207	LEAD ELECTRICAL HEATER IGNITION SWITCH TO CONNECTOR.....	EA	1
118	16	PAOZZ	5310-00-934-9747	MS35649-262	96906	NUT PLAIN HEXAGON 6 32UNC2B-TO ATTACH RESISTOR.....	EA	2
118	17	PAOZZ	5310-00-579-0079	MS35333-37	96906	WASHER LOCK-FOR 6 SCREW SIZE-TO ATTACH RESISTOR.....	EA	2
118	18	PAOZZ	5305-00-984-4984	MS35206-227	96906	SCREW MACHINE 6 32UNC2AX5-16IN-TO ATTACH RESISTOR.....	EA	2
118	19	PAOZZ	5905-00-777-8491	8710856	19207	RESISTOR ASSEMBLY HEATER CIRCUIT.....	EA	1
118	20	PAOZZ	5310-00-934-9757	MS35649-282	96906	NUT PLAIN HEXAGON 8 32UNC2B-TO ATTACH CIRCUIT BREAKER.....	EA	2
118	21	PAOZZ	5310-00-559-0070	MS35333-38	96906	WASHER LOCK-FOR 8 SCREW SIZE-TO ATTACH CIRCUIT BREAKER.....	EA	2
118	22	PAOZZ	5305-00-984-6195	MS35206-247	96906	SCREW MACHINE 8 32UNC2AX3-4IN-TO ATTACH CIRCUIT BREAKER.....	EA	2
118	23	PAOZZ	5925-00-026-4767	M13516-1-1	81349	CIRCUIT BREAKER HEATER.....	EA	1
118	24	PAOZZ	2590-00-777-6762	8710670	19207	LEAD ELECTRICAL CIRCUIT BREAKER TO HEATER SWITCH.....	EA	1
118	25	PAOZZ	5930-00-655-1513	MS35058-21	96906	SWITCH TOGGLE-HEATER.....	EA	1



TA 079187

SECTION II

TM9-2320-218-20P

(1) ILLUSTRATION		(2)	(3)	(4)	(5)	(6)	(7)	(8)
(a) FIG NO.	(b) ITEM NO.	SMR CODE	FEDERAL STOCK NUMBER	PART NUMBER	FSCM	DESCRIPTION USABLE ON CODE	U/M	QTY INC IN UNIT
GROUP 3303 CONTINUED								
119	1	PAOZZ	5305-00-954-3487	MS35190-271	96906	SCREW MACHINE 10 24UNC2AX1-2IN-TO ATTACH NOZZLE AND FLANGE ASSEMBLY.....	EA	4
119	2	PAOZZ	5305-00-067-9907	MS24622-42	96906	SCREW TAPPING 10 16 THREADS PER INX3-8IN-TO ATTACH DEFROSTER DEFLECTOR.....	EA	8
119	3	PAOZZ	2540-00-869-0423	10939572	19207	HOSE DUCTING DEFROSTER HEATER TO DIVERTER.....	EA	1
119	4	MOOZZ		10884971	19207	HOSE AIR DUCT HEATER TO NOZZLE(MANUFACTURE FROM)1 HOSE DUCT, 2IN ID,11/2IN LG,7986298(19207) 4730007869232.....	EA	1
119	5	PFOZZ	4730-00-909-8627	MS35842-12	96906	CLAMP HOSE, HEATER TO NOZZLE :2> DIVERTER TO NOZZLE :2>, REPAIR PART FOR HOT WATER HEATER KIT FIELD SERVICE.....	EA	4
119	6	PFOZZ	4730-00-909-8627	MS35842-13	96906	CLAMP HOSE, HEATER TO DIVERTER, REPAIR PART FOR HOT WATER HEATER KIT, FIELD SERVICE ONLY,USE MS35842-13.....	EA	2
119	7	PFOZZ	4730-00-908-3193	MS35842-12	96906	CLAMP HOSE, TO ATTACH DIVERTER TO STEERING COLUMN, REPAIR PART FORHOT WATER HEATER KIT, FOR FIELD SERVICE ONLY,USE MS35842-13.....	EA	2
119	8	MOOZZ		10939599	19207	ELBOW DEFROSTER DIVERTER TO NOZZLE(MANUFACTURE FROM)1-HOSE DUCT,2IN.ID,41/2IN.LG.7986298(19207) 4720 00 786 9232.....	EA	1

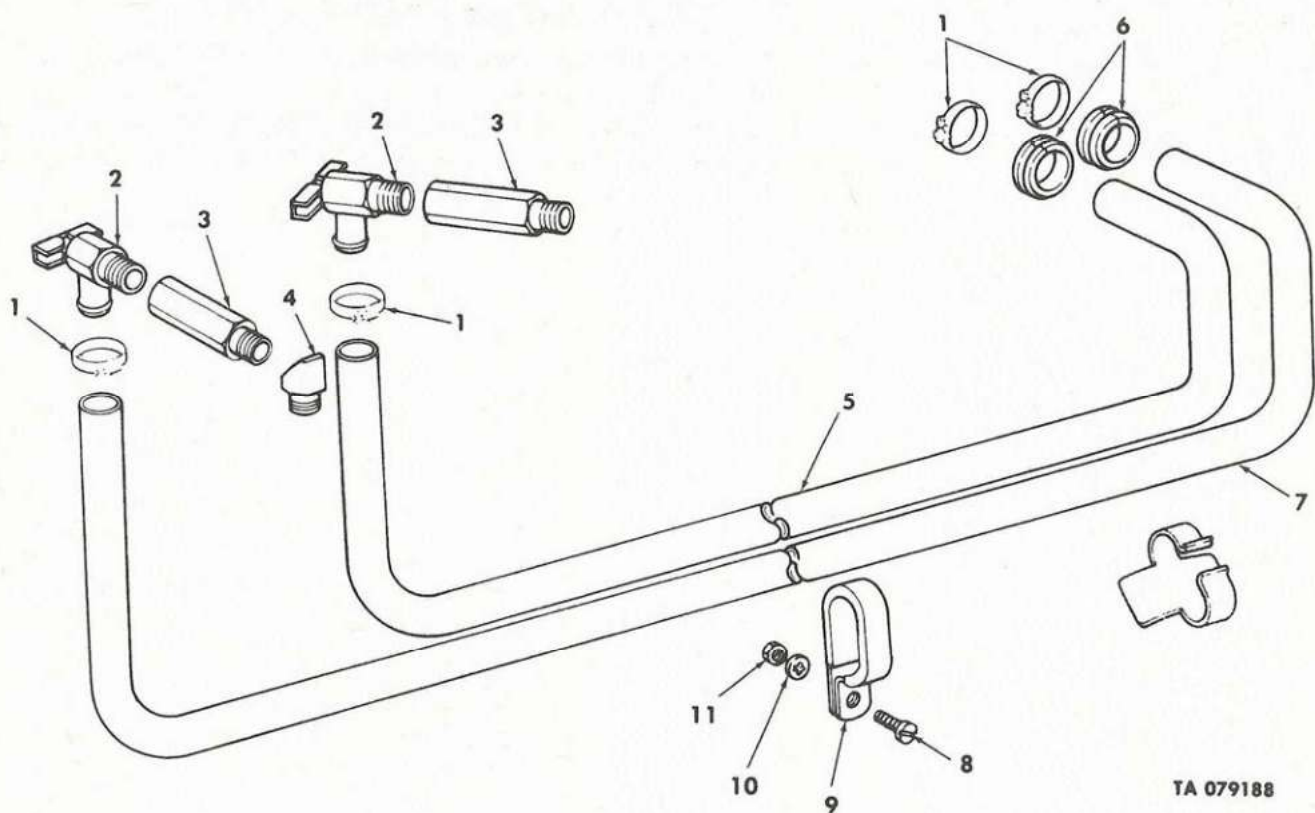
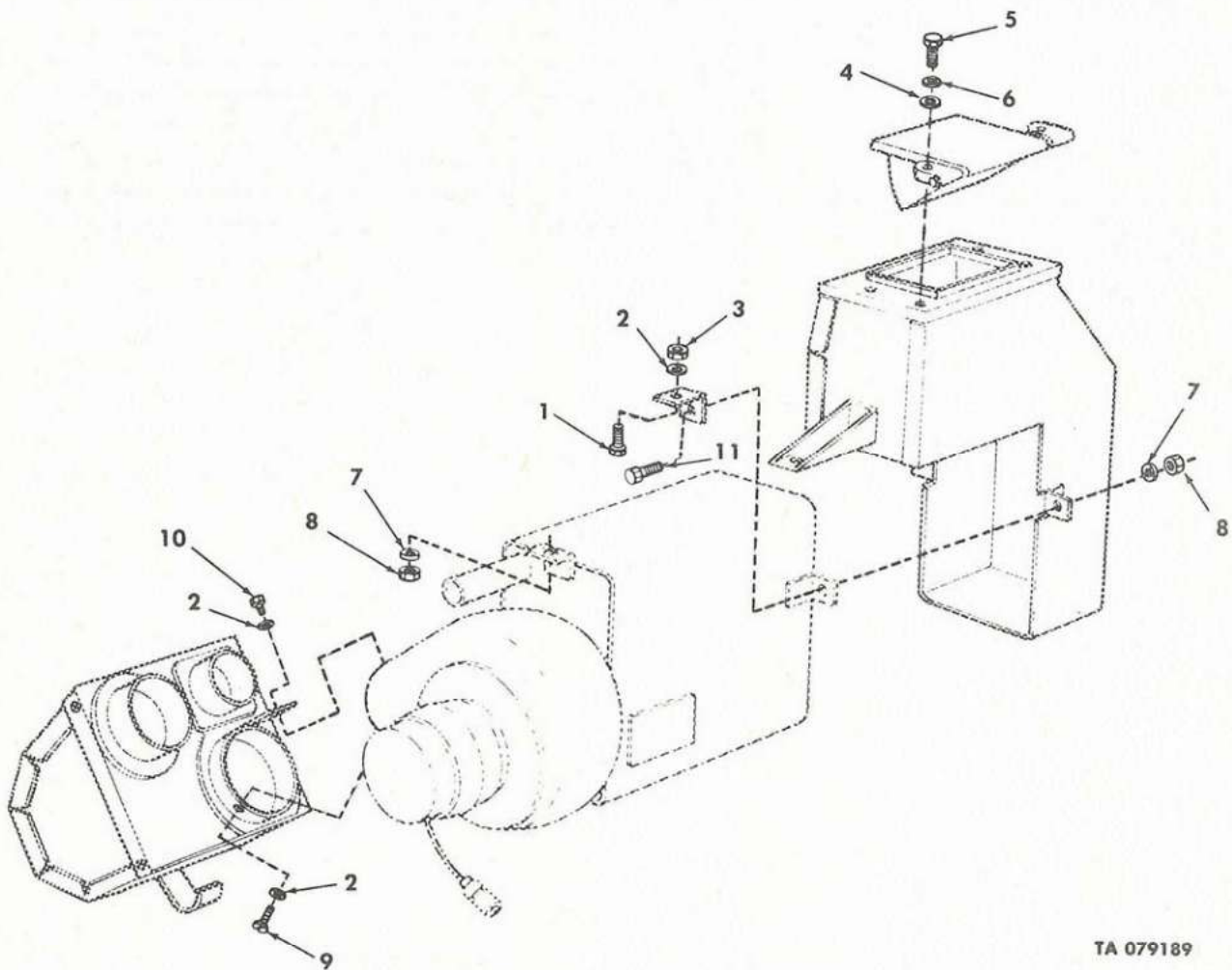


Figure 120. Water Hoses and Related Parts (Hot Water Heater Kit).

SECTION II

TM9-2320-218-20P

(1) ILLUSTRATION		(2)	(3)	(4)	(5)	(6)	(7)	(8)
(a) FIG NO.	(b) ITEM NO.	SMR CODE	FEDERAL STOCK NUMBER	PART NUMBER	FSCM	DESCRIPTION USABLE ON CODE	U/M	QTY INC IN UNIT
GROUP 3303 CONTINUED								
120	1	PAOZZ	4730-00-908-3194	MS35842-11	96906	CLAMP HOSE-HEATER WATER HOSE.....	EA	4
120	2	PAOZZ	4820-00-026-8473	7524043	19207	COCK DRAIN HEATER HOSE SHUT-OFF.....	EA	2
120	3	PAOZZ	4730-00-901-8658	7536094	19207	COUPLING PIPE HEATER WATER HOSE COCK.....	EA	2
120	4	PAOZZ	4730-00-901-8657	8675948	19207	ELBOW PIPE HEATER WATER HOSE COCK.....	EA	1
120	5	MOOZZ		10939563-8	19207	HOSE,RUBBER HEATER WATER FABRICATE FROM HOSE FSN47200064007 44 IN LG.....	EA	1
120	6	PFOZZ	5325-00-276-6343	MS35489-23	96906	GROMMET RUBBER, HEATER WATER HOSES.....	EA	2
120	7	MOOZZ		10939563-7	19207	HOSE RUBBER HEATER WATER 48IN.LG.(FABRICATE FROM)1-HOSE RUBBER,0.62IN.ID48IN.LG.,TYPE 6,GRADE B,CLASS 2 ZZH428(81348)4720000064007.....	EA	1
120	8	PAOZZ	5305-00-988-1724	MS35206-280	96906	SCREW MACHINE 1-4 20UNC24X5-8IN-TO ATTACH HEATER HOSE CLAMP.	EA	1
120	9	PAOZZ	5340-00-087-4662	7763325	19207	CLAMP LOOP HEATER WATER HOSE.....	EA	1
120	10	PAOZZ	5310-00-821-6269	MS35334-19	96906	WASHER LOCK-FOR 1-4 SCREW SIZE-TO ATTACH HEATER HOSE CLAMP..	EA	1
120	11	PAOZZ	5310-00-761-6882	MS51967-2	96906	NUT PLAIN HEXAGON 1-4 20UNC2B-TO ATTACH HEATER HOSE CLAMP..	EA	1



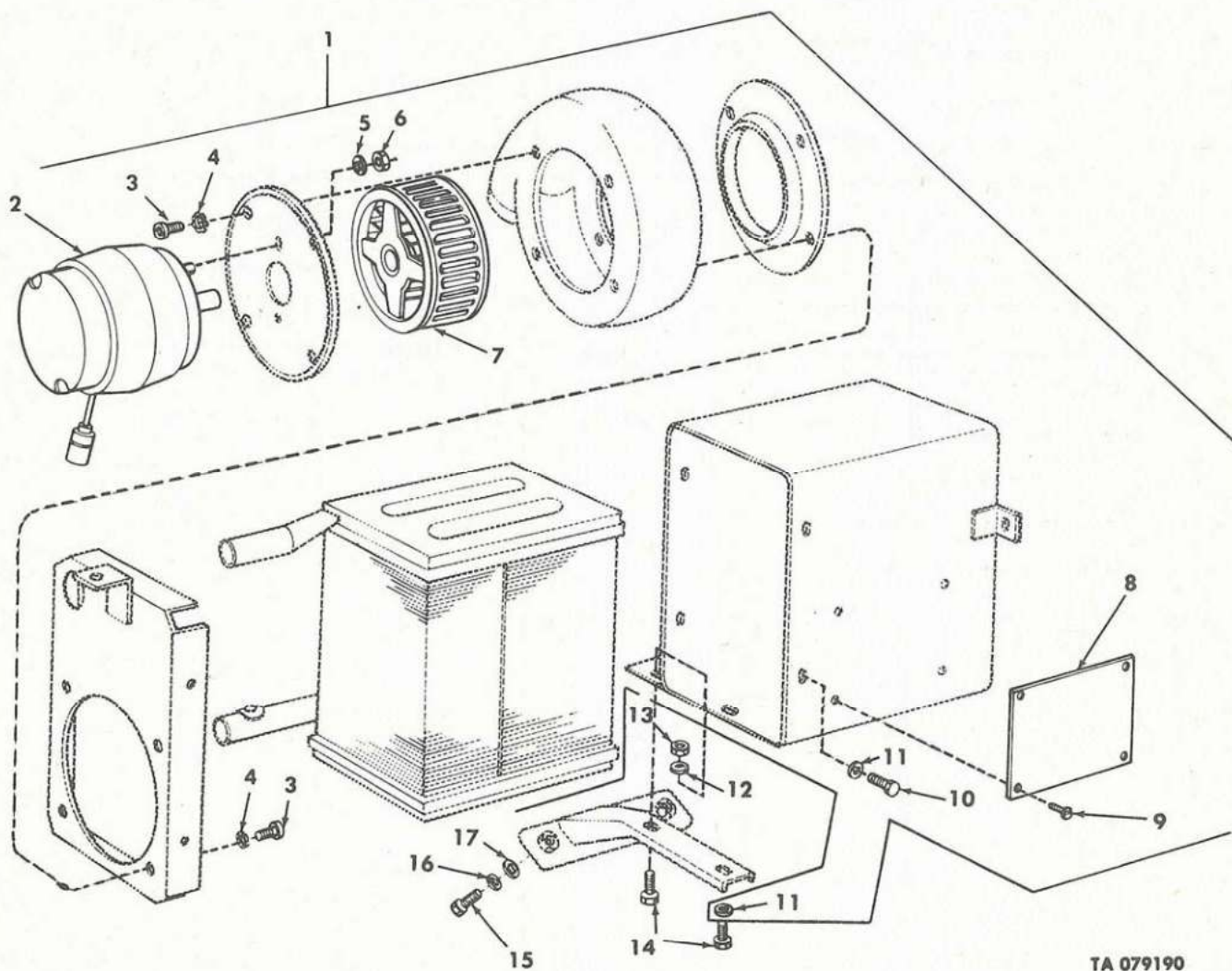
TA 079189

Figure 121. Heater Diverter Box and Intake Duct (Hot Water Heater Kit).

SECTION 11

TM9-2320-218-20P

(1) ILLUSTRATION		(2)	(3)	(4)	(5)	(6) DESCRIPTION	(7)	(8)
(a) FIG NO.	(b) ITEM NO.	SMR CODE	FEDERAL STOCK NUMBER	PART NUMBER	FSCM	USABLE ON CODE	U/M	QTY INC IN UNIT
121	1	PAOZZ	5305-00-988-1723	MS35206-279	96906	GROUP 3303 CONTINUED SCREW MACHINE 1-4 20UNC2AX1-2IN-TO ATTACH HEATER MOUNTING BRACKET TO DASH.....	EA	1
121	2	PAOZZ	5310-00-550-1130	MS35333-40	96906	WASHER LOCK-FOR 1-4 SCREW SIZE-TO ATTACH HEATER MOUNTING BRACKET TO DASH 1 AND DIVERTER TO HEATER 3.....	EA	4
121	3	PAOZZ	5310-00-761-6882	MS51967-2	96906	NUT PLAIN HEXAGON 1-4 20UNC2B-TO ATTACH HEATER MOUNTING BRACKET TO DASH.....	EA	1
121	4	PAOZZ	5310-00-809-4058	MS27183-10	96906	WASHER FLAT-FOR 1-4 SCREW SIZE-TO ATTACH HEATER INTAKE DUCT COVER.....	EA	4
121	5	PAOZZ	5305-00-068-0502	MS90725-6	96906	SCREW CAP HEXAGON HEAD 1/4 - 20 UNC-2A X 3/4 IN LG TO ATTACH HEATER INTAKE DUCT COVER.....	EA	4
121	6	PAOZZ	5310-00-821-6269	MS35334-19	96906	WASHER LOCK-FOR 1-4 SCREW SIZE-TO ATTACH HEATER INTAKE DUCT COVER.....	EA	4
121	7	PAOZZ	5310-00-167-0721	MS35333-41	96906	WASHER LOCK-FOR 5-16 SCREW SIZE-TO ATTACH INTAKE DUCT TO HEATER.....	EA	3
121	8	PAOZZ	5310-00-880-7744	MS51967-5	96906	NUT PLAIN HEXAGON 5-16 18UNC2B-TO ATTACH INTAKE DUCT TO HEATER.....	EA	3
121	9	PAOZZ	5305-00-734-7121	MS51861-65C	96906	SCREW TAPPING TO ATTACH DIVERTER TO HEATER HOUSING.....	EA	2
121	10	PAOZZ	5305-00-068-0498	MS90725-1	96906	SCREW CAP HEXAGON HEAD 1-4 20UNC2AX3-8IN-TO ATTACH DIVERTER TO HEATER.....	EA	1
121	11	PAOZZ	5306-00-225-8496	MS90725-31	96906	BOLT MACHINE 5-16 18UNC2AX5-8IN-TO ATTACH INTAKE DUCT TO HEATER.....	EA	2



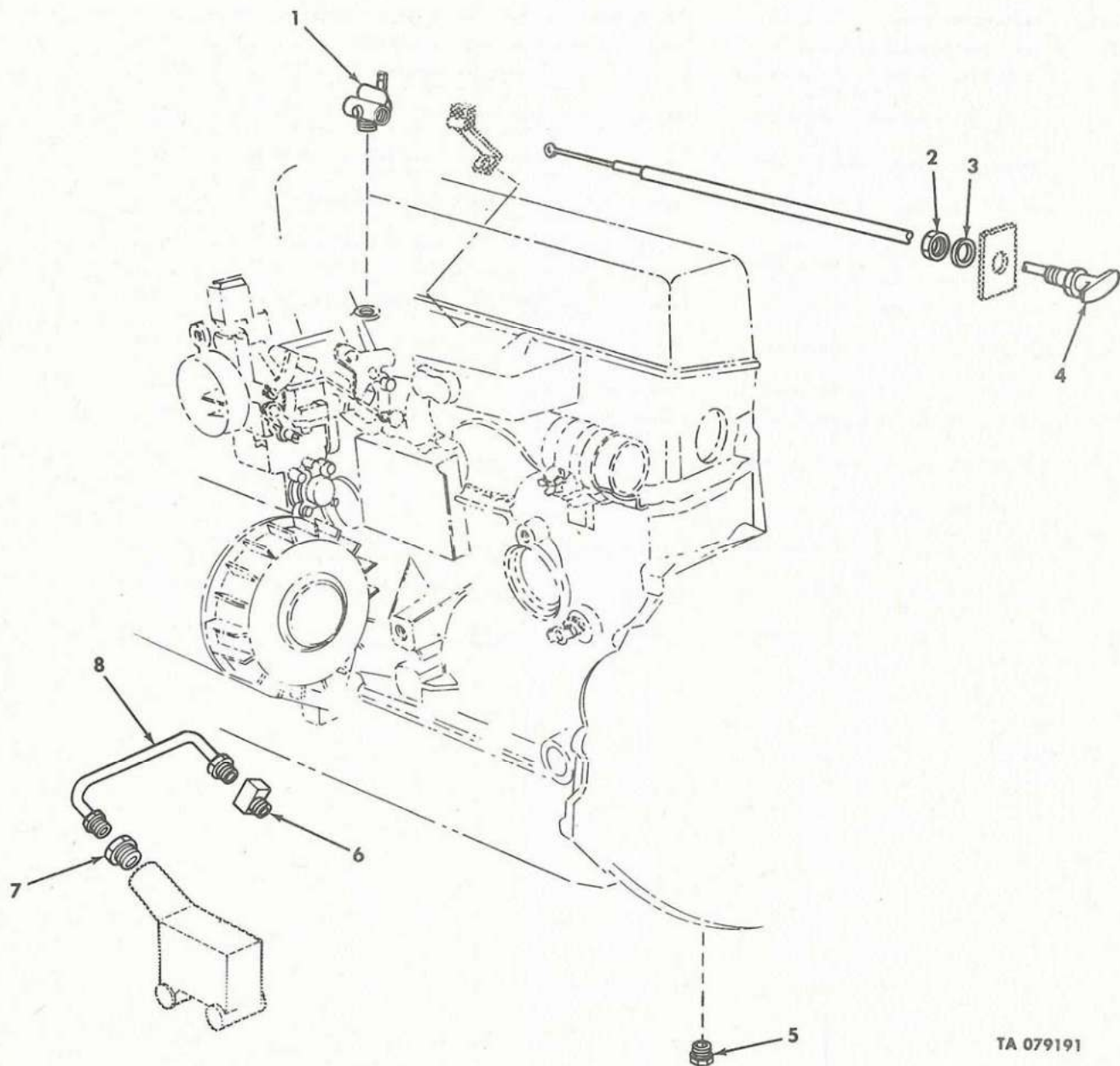
TA 079190

Figure 122. Heater Assembly (Hot Water Heater Kit).

SECTION II

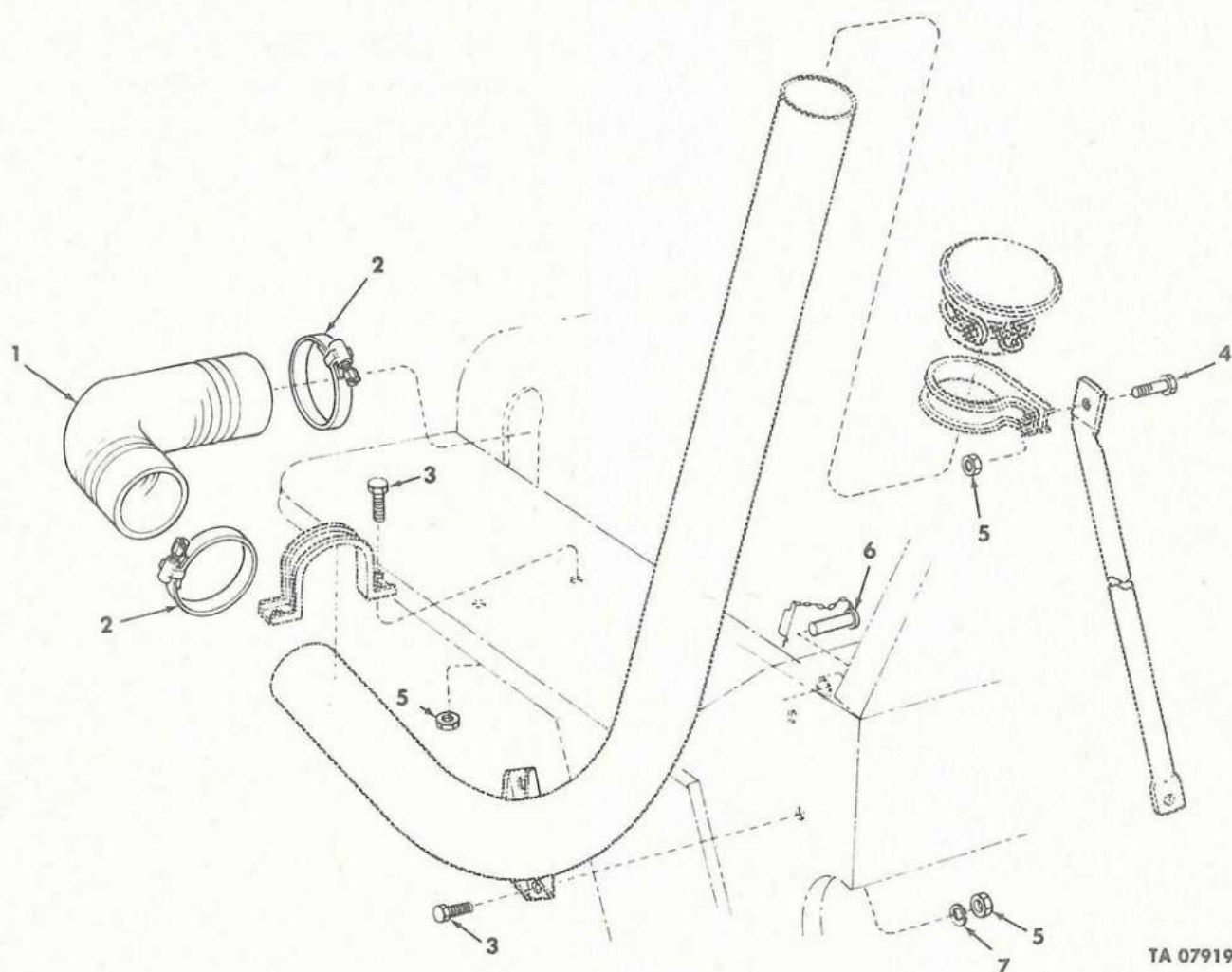
TM9-2320-218-20P

(1) ILLUSTRATION		(2)	(3)	(4)	(5)	(6)	(7)	(8)
(a) FIG NO.	(b) ITEM NO.	SMR CODE	FEDERAL STOCK NUMBER	PART NUMBER	FSCM	DESCRIPTION USABLE ON CODE	U/M	QTY INC IN UNIT
GROUP 3303 CONTINUED								
122	1	PAOZZ	2540-00-869-0424	8712418	19207	HEATER ASSEMBLY HOT WATER.....	EA	1
122	2	PAOZZ	6105-00-512-9225	8720660	19207	.MOTOR DIRECT HOT WATER HEATER.....	EA	1
122	3	PAOZZ	5305-00-988-1721	MS35206-277	96906	.SCREW MACHINE 1-4 20UNC2AX3-8IN-TO ATTACH FLANGES TO BLOWER HOUSING.....	EA	8
122	4	PAOZZ	5310-00-209-0786	MS35335-33	96906	.WASHER LOCK-FOR 1-4 SCREW SIZE-TO ATTACH FLANGES TO BLOWER HOUSING.....	EA	8
122	5	PAOZZ	5310-00-559-0070	MS35333-38	96906	.WASHER LOCK-FOR 8 SCREW SIZE-TO ATTACH BLOWER MOTOR TO FLANGE.....	EA	2
122	6	PAOZZ	5310-00-934-9757	MS35649-282	96906	.NUT PLAIN HEXAGON 8 32UNC2B-TO ATTACH BLOWER MOTOR TO FLANGE.....	EA	2
122	7	PAOZZ	2540-00-318-0159	8719880	19207	.IMPELLER BLOWER HEATER.....	EA	1
122	8	PAOZZ	9905-00-626-0013	8711121	19207	.PLATE HOT WATER HEATER.....	EA	1
122	9	PAOZZ	5305-00-058-2099	MS24622-8	96906	.SCREW TAPPING 4 24 THREADS PER INX1-4IN-TO ATTACH PLATE TO HEATER JACKET.....	EA	4
122	10	PAOZZ	5306-00-225-8494	MS90725-29	96906	.SCREW CAP HEXAGON HEAD 5-16 18UNC2AX1-2IN-TO ATTACH HEATER CORE RETAINER.....	EA	4
122	11	PAOZZ	5310-00-167-0721	MS35333-41	96906	WASHER, LOCK 5-16 SCREW SIZE, HEATER CORE RETAINER.....	EA	5
122	12	PAOZZ	5310-00-167-0721	MS35333-41	96906	.WASHER LOCK-FOR 5-16 SCREW SIZE-TO ATTACH HEATER ASSEMBLY TO MOUNTING BRACKET.....	EA	1
122	13	PAOZZ	5310-00-880-7744	MS51967-5	96906	.NUT PLAIN HEXAGON 5-16 18UNC2B-TO ATTACH HEATER ASSEMBLY TO MOUNTING BRACKET.....	EA	1
122	14	PAOZZ	5306-00-225-8496	MS90725-31	96906	.BOLT MACHINE 5-16 18UNC2AX5-8IN-TO ATTACH HEATER ASSEMBLY TO MOUNTING BRACKET.....	EA	1
122	15	PAOZZ	5305-00-068-0501	MS90725-5	96906	.SCREW CAP HEXAGON HEAD 1-4 20UNC2AX5-8IN-TO ATTACH HEATER MOUNTING BRACKET TO TOEBOARD.....	EA	2
122	16	PAOZZ	5310-00-821-6269	MS35334-19	96906	.WASHER LOCK-FOR 1-4 SCREW SIZE-TO ATTACH HEATER MOUNTING BRACKET TO TOEBOARD.....	EA	2
122	17	PAOZZ	5310-00-809-4058	MS27183-10	96906	.WASHER FLAT-FOR 1-4 SCREW SIZE-TO ATTACH HEATER MOUNTING BRACKET TO TOEBOARD.....	EA	2



TA 079191

Figure 123. Control Assembly and Miscellaneous Fittings (Deep Water Fording Kit)
(M151, M151A1, M151A2, M718, and M718A1).



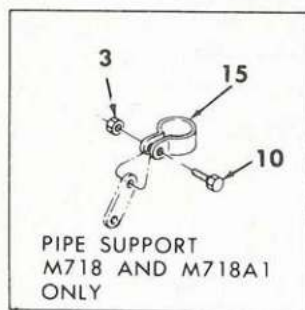
TA 079192

Figure 124. Air Intake Tube and Related Parts (Deep Water Fording Kit)
(M151, M151A1, M151A2, M718, and M718A1).

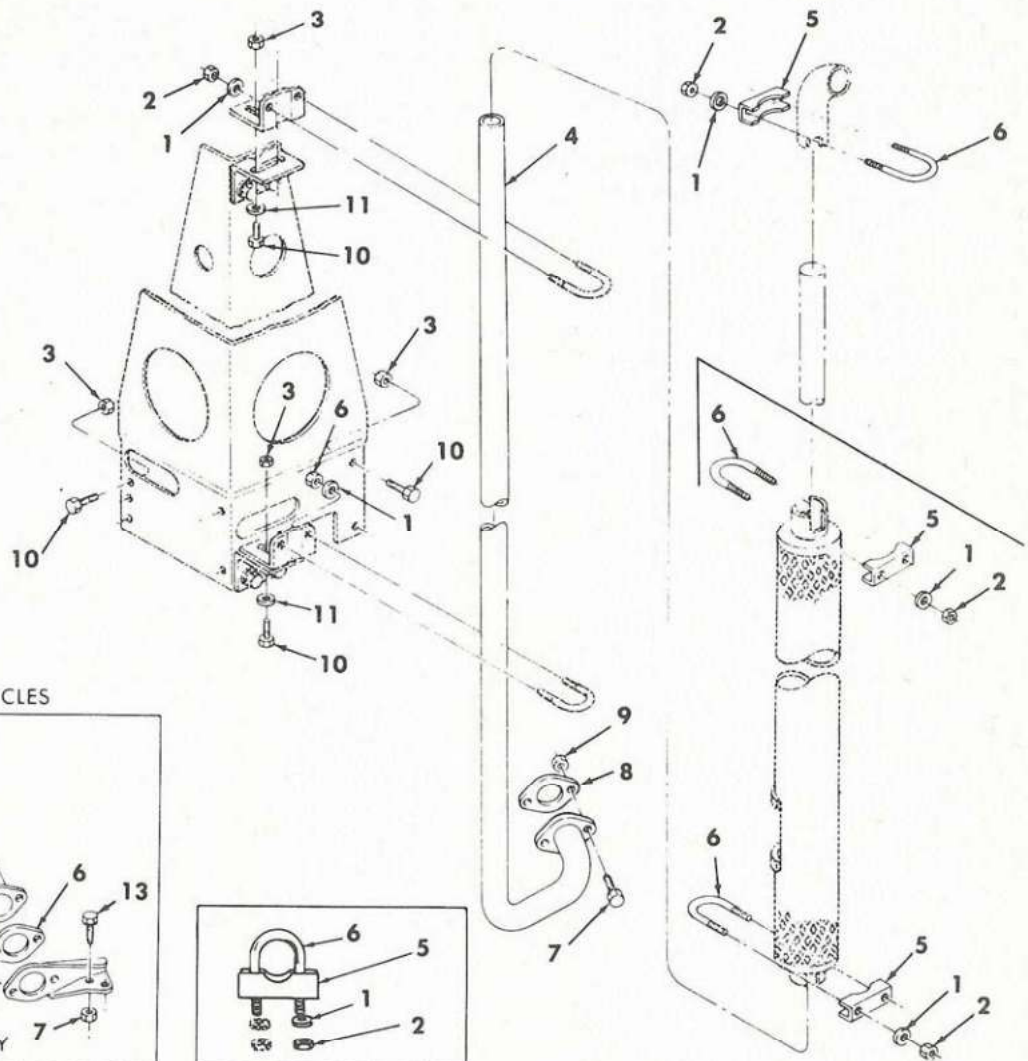
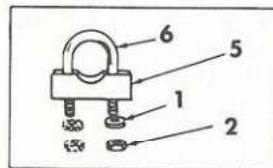
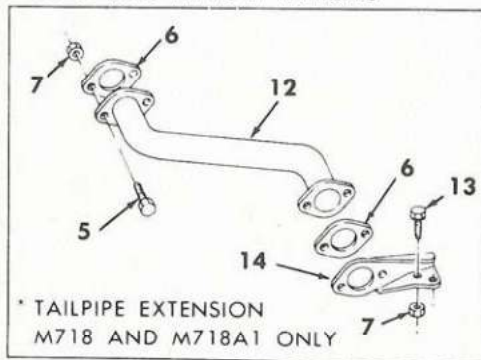
SECTION II

TM9-2320-218-20P

(1) ILLUSTRATION		(2) SMR CODE	(3) FEDERAL STOCK NUMBER	(4) PART NUMBER	(5) FSCM	(6) DESCRIPTION USABLE ON CODE	(7) U/M	(8) QTY INC IN UNIT
(a) FIG NO.	(b) ITEM NO.							
						GROUP 3305 CONTINUED		
124	1	PAOZZ	4720-00-786-0196	10884934	19207	HOSE AIR DUCT AIR CLEANER VENT.....178,243,910,830,832	EA	1
124	2	PAOZZ	4730-00-908-6292	MS35842-14	96906	CLAMP AIR CLEANER VENT HOSE, REPAIR PART FOR DEEP WATER FORDING KIT, FOR FIELD SERVICE ONLY.....178,243,910,830,832	EA	2
124	3	PAOZZ	5306-00-225-8497	MS90725-32	96906	BOLT MACHINE 5-16 18UNC2AX3-4IN-TO ATTACH AIR CLEANER VENT TUBE AND BRACKET.....178,243,910,830,832	EA	4
124	4	PAOZZ	5305-00-225-9081	MS90725-36	96906	SCREW CAP HEXAGON HEAD 5-16 18UNCX1 1-4IN-TO ATTACH AIR CLEANER VENT TUBE CLAMP TO SUPPORT.....178,243,910,830,832	EA	1
124	5	PAOZZ	5310-00-176-6611	MS51988-5	96906	NUT SELF LOCKING FLANGED 5-16 18UNC-TO ATTACH AIR CLEANER VENT TUBE-BRACKET AND CLAMP.....178,243,910,830,832	EA	5
124	6	PAOZZ	2540-00-939-7110	10936812	19207	PIN CLEVIS WINDSHIELD HINGE LEFT.....178,243,910,830,832	EA	1
124	7	PAOZZ	5310-00-081-4219	MS27183-12	96906	WASHER FLAT-FOR 5-16 SCREW SIZE-TO ATTACH AIR CLEANER VENT TUBE.....178,243,910,830,832	EA	2



NOT PART OF KIT,
EXISTING PARTS ON
M718 AND M718A1 VEHICLES



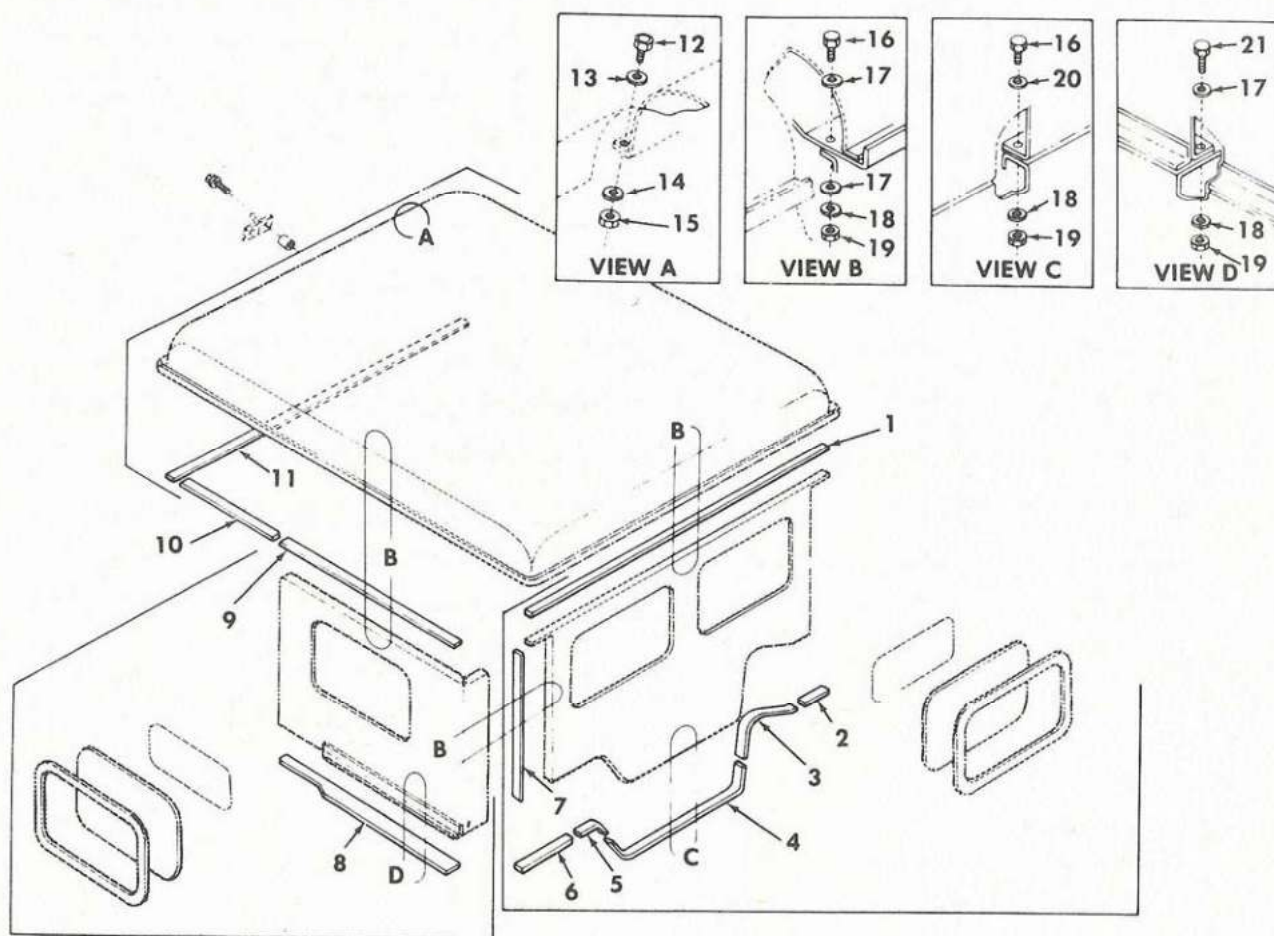
TA 079193

Figure 125. Exhaust Pipe Extension and Related Parts (Deep Water Fording Kit)
(M151, M151A1, M151A2, M718, and M718A1).

SECTION II

TM9-2320-218-20P

(1) ILLUSTRATION		(2)	(3)	(4)	(5)	(6)	(7)	(8)
(a) FIG NO.	(b) ITEM NO.	SMR CODE	FEDERAL STOCK NUMBER	PART NUMBER	FSCM	DESCRIPTION USABLE ON CODE	U/M	QTY INC IN UNIT
GROUP 3305 CONTINUED								
125	1	PAOZZ	5310-00-209-0786	MS35335-33	96906	WASHER LOCK FOR 1-4 SCREW SIZE TO ATTACH EXHAUST PIPE U BOLT CLAMP.....178,243,910,830,832	EA	10
125	2	PAOZZ	5310-00-761-6882	MS51967-2	96906	NUT PLAIN HEXAGON 1-4 20UNC2B-TO ATTACH EXHAUST PIPE U-BOLT CLAMP.....178,243,910,830,832	EA	10
125	3	PAOZZ	5310-00-176-6611	MS51988-5	96906	NUT SELF LOCKING FLANGED 5-16 18UNC-TO ATTACH EXHAUST PIPE SUPPORT AND VERTICAL EXHAUST PIPE CLAMPS.....178,243,910,830,832	EA	13
125	4	PAOZZ	2990-00-717-6432	7536117	19207	PIPE EXHAUST DEEP WATER FORDING.....178,243,910,830,832	EA	1
125	5	KFOZZ		11630420	19207	CLAMP EXHAUST PIPE DEEP WATER FORDING....178,243,910,830,832	EA	3
125	6	KFOZZ		7536099	19207	U-BOLT EXHAUST PIPE DEEP WATER FORDING.....178,243,910,830,832	EA	5
125	7	PAOZZ	5305-00-269-2802	MS90726-59	96906	SCREW CAP HEXAGON HEXAGON 3-8 24UNF2AX1IN-TO ATTACH EXHAUST PIPE.....178,243,910,830,832	EA	2
125	8	PAOZZ	5330-00-678-3239	7331368	19207	GASKET EXHAUST PIPE DEEP WATER FORDING.....178,243,910,830,832	EA	1
125	9	PAOZZ	5310-00-959-1488	MS51922-21	96906	NUT SELF LOCKING HEXAGON 3-8 24UNF2B-TO ATTACH EXHAUST PIPE. 178,243,910,830,832	EA	2
125	10	PAOZZ	5306-00-225-8497	MS90725-32	96906	BOLT MACHINE 5-16 18UNC2AX3-4IN-TO ATTACH EXHAUST PIPE SUPPORT AND VERTICAL EXHAUST PIPE CLAMPS.....178,243,910,830,832	EA	13
125	11	PAOZZ	5310-00-809-3078	MS27183-11	96906	WASHER FLAT-FOR 5-16 SCREW SIZE-TO ATTACH VERTICAL EXHAUST PIPE CLAMPS.....178,910,832	EA	4
125	12	PAOZZ	2990-00-945-9155	11598880	19207	PIPE ASSEMBLY EXHAUST EXTENSION,(NOT PART OF KIT,EXISTING PART OF M718 AND M718A1 VEHICLES,SEE GROUP 0401).....243,830	EA	1
125	13	PAOZZ	5305-00-269-2805	MS90726-62	96906	SCREW,CAP,HEXAGON 3-8 X 24,1 1-4 IN LG (NOT PART OF KIT, EXISTING PART OF M718 AND M718A1 VEHICLES,SEE GROUP 0401).... 243,830	EA	2
125	14	XBOZZ		11639705	19207	SUPPORT TAIL PIPE EXTENSION,(NOT PART OF KIT,EXISTING PART OF M718 AND M718A1 VEHICLES,SEE GROUP 0401).....243,830	EA	1
125	15	KFOZZ		7536103	19207	CLAMP PIPE SUPPORT DEEP WATER FORDING.....243,830	EA	1
125	16	PAOZZ	2990-01-047-2487	5704853	19207	KIT,EXHAUST PIPE.....178,243,910,830,832	EA	1
125	1					WASHER	EA	2
125	2					NUT	EA	2
125	5					SADDLE	EA	1
125	6					U-BOLT	EA	1



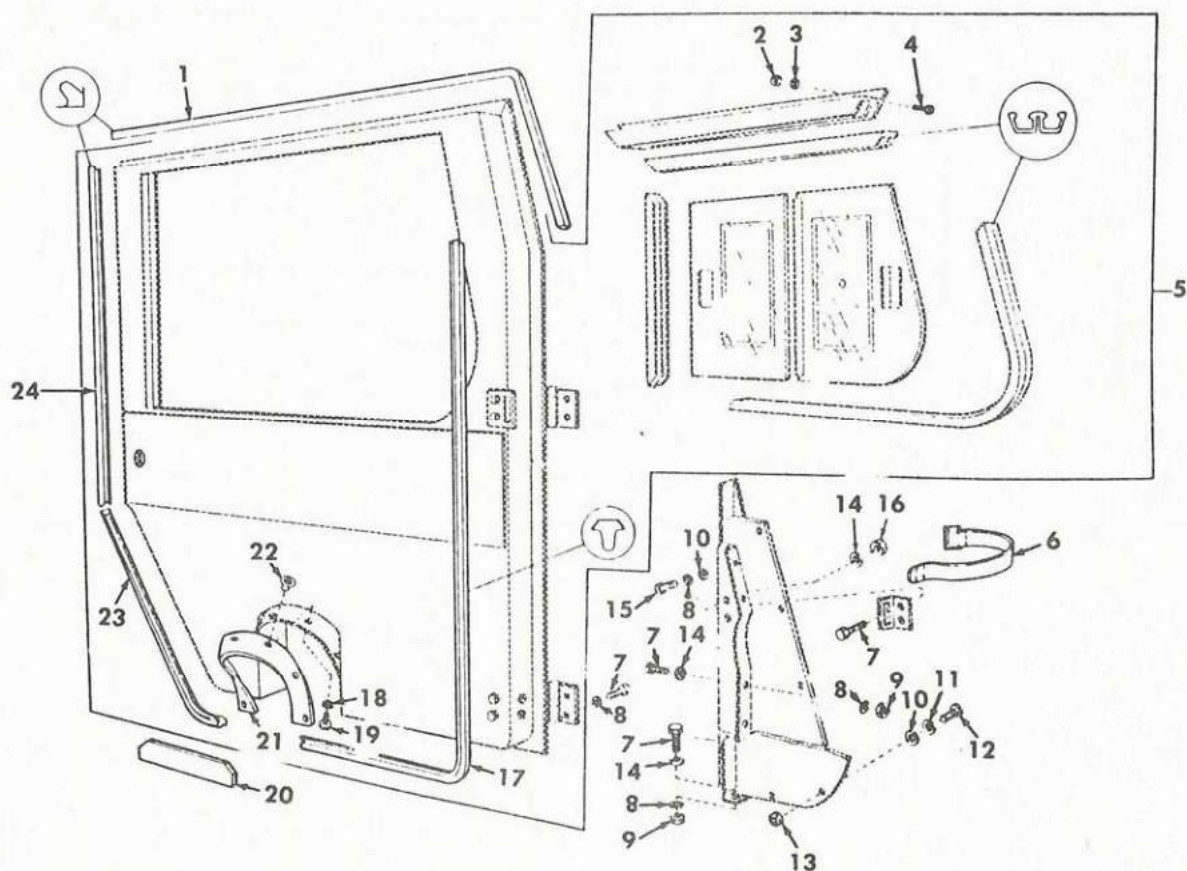
TA 079194

Figure 126. Top, Rear, and Rear Side Panels (Hardtop Kit) (M151, M151A1, and M151A2).

SECTION 11

TM9-2320-218-20P

(1) ILLUSTRATION		(2)	(3)	(4)	(5)	(6)	(7)	(8)
(a) FIG NO.	(b) ITEM NO.	SMR CODE	FEDERAL STOCK NUMBER	PART NUMBER	FSCM	DESCRIPTION USABLE ON CODE	U/M	QTY INC IN UNIT
GROUP 3307 SPECIAL PURPOSE KITS								
126	1	MOOZZ		10885011	19207	WEATHERSTRIP SEAL ROOF TO REAR PANEL, FABRICATE FROM 57.22 IN RUBBER 9320008100999.....178,910,832	EA	1
126	2	MOOZZ		10885012	19207	WEATHERSTRIP SEAL REAR PANEL LOWER RIGHT OUTER, FABRICATE FROM 4.75 IN RUBBER 9320008101001.....178,910,832	EA	1
126	3	MOOZZ		10885008	19207	WEATHERSTRIP SEAL REAR PANEL LOWER RIGHT INNER, FABRICATE FROM 17.12 IN RUBBER 9320008100999.....178,910,832	EA	1
126	4	MOOZZ		7345299	19207	RUBBER STRIP USED TO FABRICATE WEATHERSTRIP, REAR PANEL LOWER CENTER 33.75 IN LG.....178,910,832	FT	1
126	5	PAOZZ	9320-00-810-0999	7345300	19207	RUBBER STRIP REAR LOWER LEFT, INNER, 6.80 IN. LONG.....178,910,832	FT	1
126	6	MOOZZ		7345299	19207	RUBBER STRIP USED TO FABRICATE WEATHERSTRIP, REAR PANEL LOWER LEFT OUTER 8.00 IN LG.....178,910,832	FT	1
126	7	MOOZZ		10885009	19207	WEATHERSTRIP SEAL REAR PANEL TO SIDE PANEL, FABRICATE FROM 26.77 IN RUBBER 9320008100999.....178,910,832	EA	2
126	8	PAOZZ	2510-00-780-1973	7345316	19207	WEATHERSTRIP, RUBBER, SIDE PANEL.....178,910,832	EA	2
126	9	MOOZZ		10885010	19207	WEATHERSTRIP, SIDE PANEL (RIGHT AND LEFT) TO ROOF FABRICATE FROM (35.30 IN) RUBBER 9320008100999.....178,910,832	EA	2
126	10	MOOZZ		10885003	19207	WEATHERSTRIP SEAL ROOF TO WINDSHIELD, FABRICATE FROM RUBBER 64 IN LONG 9320007837219.....178,910,832	EA	2
126	11	MOOZZ		10885014	19207	RUBBER STRIP 64 IN ROOF TO WINDSHIELD HARDTOP, MANUFACTURE FROM (64 IN.) 9320009356184.....178,910,832	EA	1
126	12	PAOZZ	5305-00-068-0501	MS90725-5	96906	SCREW CAP HEXAGON HEAD 1-4 20UNC2AX5-8IN-TO ATTACH ROOF TO WINDSHIELD FRAME.....178,910,832	EA	4
126	13	PAOZZ	5310-00-809-4058	MS27183-10	96906	WASHER FLAT-FOR 1-4 SCREW SIZE-TO ATTACH ROOF TO WINDSHIELD FRAME.....178,910,832	EA	4
126	14	PAOZZ	5310-00-582-5965	11657469-3	19207	WASHER LOCK-FOR 1-4 SCREW SIZE-TO ATTACH ROOF TO WINDSHIELD FRAME.....178,910,832	EA	4
126	15	PAOZZ	5310-00-761-6882	MS51967-2	96906	NUT PLAIN HEXAGON 1-4 20UNC2B-TO ATTACH ROOF TO WINDSHIELD FRAME.....178,910,832	EA	4
126	16	PAOZZ	5306-00-225-8497	MS90725-32	96906	BOLT MACHINE 5-16 18UNC2AX3-4IN-TO ATTACH ROOF TO REAR AND SIDE PANELS 16 AND REAR PANEL TO BODY 4.....178,910,832	EA	20
126	17	PAOZZ	5310-00-081-4219	MS27183-12	96906	WASHER FLAT-FOR 5-16 SCREW SIZE-TO ATTACH ROOF TO REAR AND SIDE PANELS 32 AND SIDE PANELS TO BODY 10.....178,910,832	EA	42
126	18	PAOZZ	5310-00-407-9566	MS35338-45	96906	WASHER LOCK-FOR 5-16 SCREW SIZE-TO ATTACH ROOF TO REAR AND SIDE PANELS 16-REAR PANEL TO BODY 4 AND SIDE PANELS TO BODY 10.....178,910,832	EA	30
126	19	PAOZZ	5310-00-880-7744	MS51967-5	96906	NUT PLAIN HEXAGON ROOF TO REAR AND SIDE PANELS (16) REAR PANEL TO BODY (4) SIDE PANELS TO BODY (10).....178,910,832	EA	30
126	20	PAOZZ	5310-00-009-7682	7535871	19207	WASHER FLAT REAR PANEL TO BODY HARDTOP.....178,910,832	EA	4
126	21	PAOZZ	5306-00-225-8499	MS90725-34	96906	SCREW CAP HEXAGON HEAD 5-16 18UNC2AX1IN-TO ATTACH SIDE PANELS TO BODY.....178,910,832	EA	10



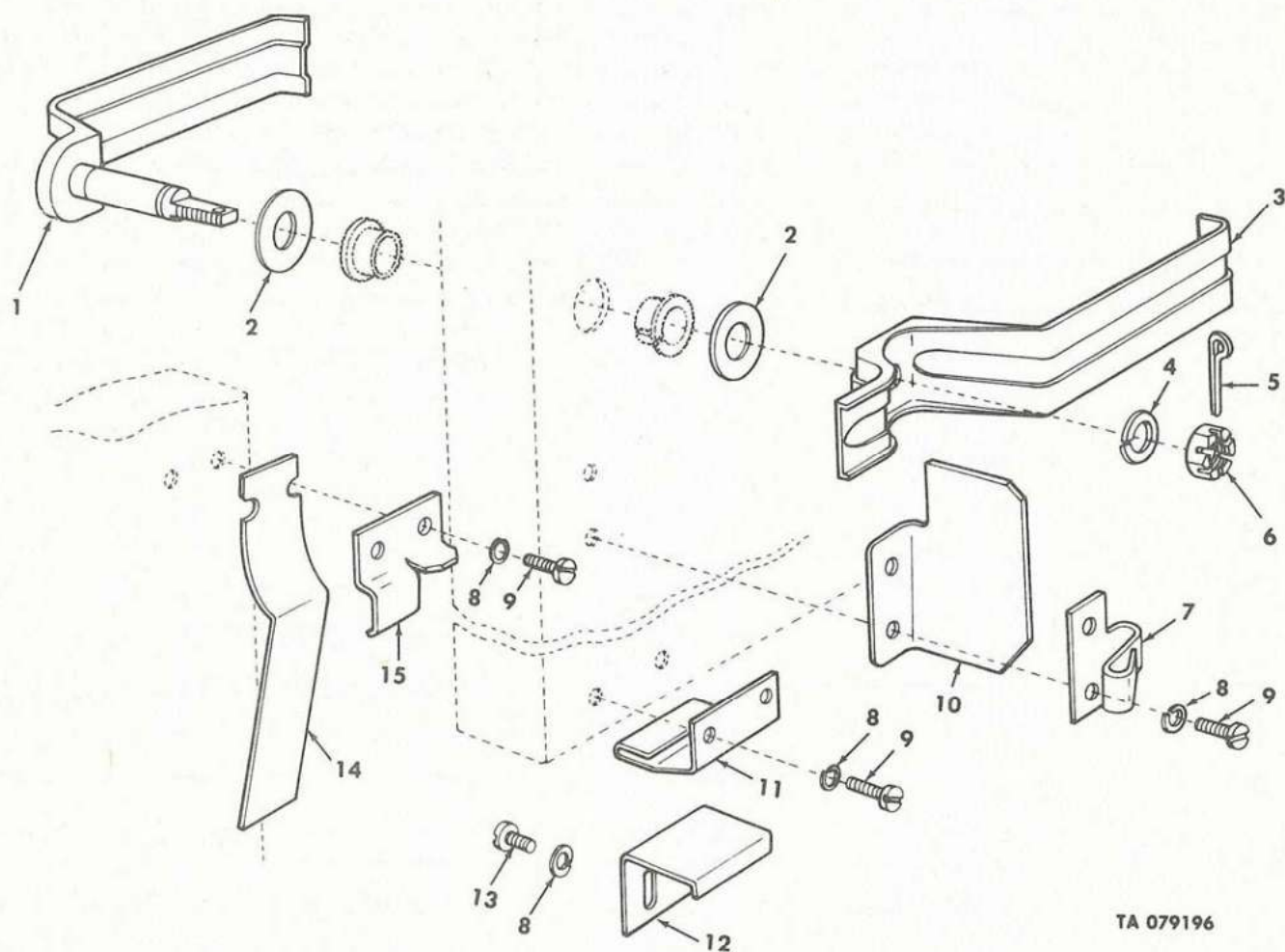
TA 079195

Figure 127. Door Assembly and Shroud (Hardtop Kit)
(M151, M151A1, and M151A2).

SECTION II

TM9-2320-218-20P

(1) ILLUSTRATION		(2)	(3)	(4)	(5)	(6)	(7)	(8)
(a) FIG NO.	(b) ITEM NO.	SMR CODE	FEDERAL STOCK NUMBER	PART NUMBER	FSCM	DESCRIPTION USABLE ON CODE	U/M	QTY INC IN UNIT
GROUP 3307 CONTINUED								
127	1	MFOZZ		7345301-1	19207	WEATHERSTRIP SEAL DOOR UPPER RIGHT AND LEFT, FABRICATE FROM, 8.50 IN RUBBER 9320007837219.....178,910,832	EA	2
127	2	PAOZZ	5310-00-934-9751	MS35650-302	96906	NUT PLAIN HEXAGON 10 32UNF28-TO ATTACH TOP DOOR WINDOW FRAME-LEFT.....178,910,832	EA	7
127	3	PAOZZ	5310-00-596-7691	MS35335-32	96906	WASHER LOCK-FOR 10 SCREW SIZE-TO ATTACH TOP DOOR WINDOW FRAME-LEFT.....178,910,832	EA	7
127	4	PAOZZ	5305-00-990-6444	MS35207-261	96906	SCREW MACHINE 10 32UNF2AX3-8IN-TO ATTACH TOP DOOR WINDOW FRAME-LEFT.....178,910,832	EA	7
127	5	PAOZZ	2510-00-177-7777	7345391	19207	DOOR AND GLASS HARDTOP.....178,910,832	EA	1
127	5	PAOZZ	2510-00-470-1569	7345392	19207	DOOR AND GLASS RIGHT, PART OF HARDTOP KIT.....178,910,832	EA	1
127	6	PAOZZ	5340-00-543-3560	8690509	19207	STRAP ASSEMBLY DOOR ANCHOR HARDTOP.....178,832	EA	2
127	7	PAOZZ	5306-00-225-8497	MS90725-32	96906	BOLT MACHINE 5-16 18UNC2AX3-4IN-DOOR ANCHOR TO PILLAR 4-PILLAR TO BODY 8-DOOR HINGE TO BODY 8.....178,910,832	EA	20
127	8	PAOZZ	5310-00-407-9566	MS35338-45	96906	WASHER LOCK-FOR 5-16 SCREW SIZE-DOOR HINGE TO BODY 8-PILLAR TO BODY 8.....178,910,832	EA	16
127	9	PAOZZ	5310-00-880-7744	MS51967-5	96906	NUT PLAIN HEXAGON 5-16 18UNC2B-TO ATTACH PILLAR TO BODY.....178,910,832	EA	8
127	10	PAOZZ	5310-00-809-4058	MS27183-10	96906	WASHER FLAT-FOR 1-4 SCREW SIZE-TO ATTACH PILLARS.....178,910,832	EA	20
127	11	PAOZZ	5310-00-582-5965	MS35338-44	96906	WASHER LOCK-FOR 1-4 SCREW SIZE-TO ATTACH PILLARS.....178,910,832	EA	20
127	12	PAOZZ	5305-00-988-1724	MS35206-280	96906	SCREW MACHINE 1-4 20UNC2AX5-8IN-TO ATTACH PILLAR TO BODY.....178,910,832	EA	16
127	13	PAOZZ	5310-00-761-6682	MS51967-2	96906	NUT PLAIN HEXAGON 1-4 20UNC2B-TO ATTACH PILLAR TO BODY.....178,910,832	EA	16
127	14	PAOZZ	5310-00-081-4219	MS27183-12	96906	WASHER FLAT-FOR 5-16 SCREW SIZE-DOOR ANCHOR TO PILLAR 4-PILLAR TO BODY 8.....178,910,832	EA	12
127	15	PAOZZ	5305-00-052-6921	MS24629-57	96906	SCREW, TAPPING TO ATTACH PILLARS.....178,910,832	EA	4
127	16	PAOZZ	5310-00-984-3806	MS51922-9	96906	NUT SELF LOCKING 5-16 18UNC-TO ATTACH DOOR ANCHOR TO PILLAR.....178,910,832	EA	4
127	17	MFOZZ		10885006	19207	WEATHERSTRIP SEAL LEFT HAND FRONT DOOR, FABRICATE FROM 51.00 RUBBER 9390007838181.....178,910,832	EA	1
127	17	MFOZZ		10885007	19207	WEATHERSTRIP SEAL RIGHT HAND FRONT AND BOTTOM DOOR, FABRICATE FROM 85 IN RUBBER 9390007838181.....178,910,832	EA	1
127	18	PAOZZ	5310-00-045-3296	MS35338-43	96906	WASHER LOCK-FOR 10 SCREW SIZE-GAS FILLER NECK SEAL.....178,910,832	EA	6
127	19	PAOZZ	5305-00-984-6209	MS35206-262	96906	SCREW MACHINE 10 24UNC2AX7-16IN-GAS FILLER NECK SEAL.....178,910,832	EA	6
127	20	PAOZZ	5330-00-296-2955	10950839	19207	SEAL SPLASH GUARD BODY LH DOOR HARDTOP.....178,910,832	EA	1
127	21	PAOZZ	2510-00-832-6045	10939547	19207	SEAL SPLASH GUARD GAS FILLER NECK LH DOOR HARDTOP.....178,910,832	EA	1
127	22	PAOZZ	5310-00-492-6079	MS51941-5	96906	NUT PLAIN PLATE 10 24UNC-GAS FILLER NECK SEAL.....178,910,832	EA	6
127	23	MFOZZ		10885005	19207	WEATHERSTRIP SEAL DOOR LEFT HAND LOWER REAR, FABRICATE FROM 25 IN RUBBER 9390007838181.....178,910,832	EA	1
127	24	MFOZZ		10885004	19207	WEATHERSTRIP SEAL REAR DOOR, RIGHT AND LEFT HAND, FABRICATE FROM 27 IN RUBBER 9320007837219.....178,910,832	EA	2



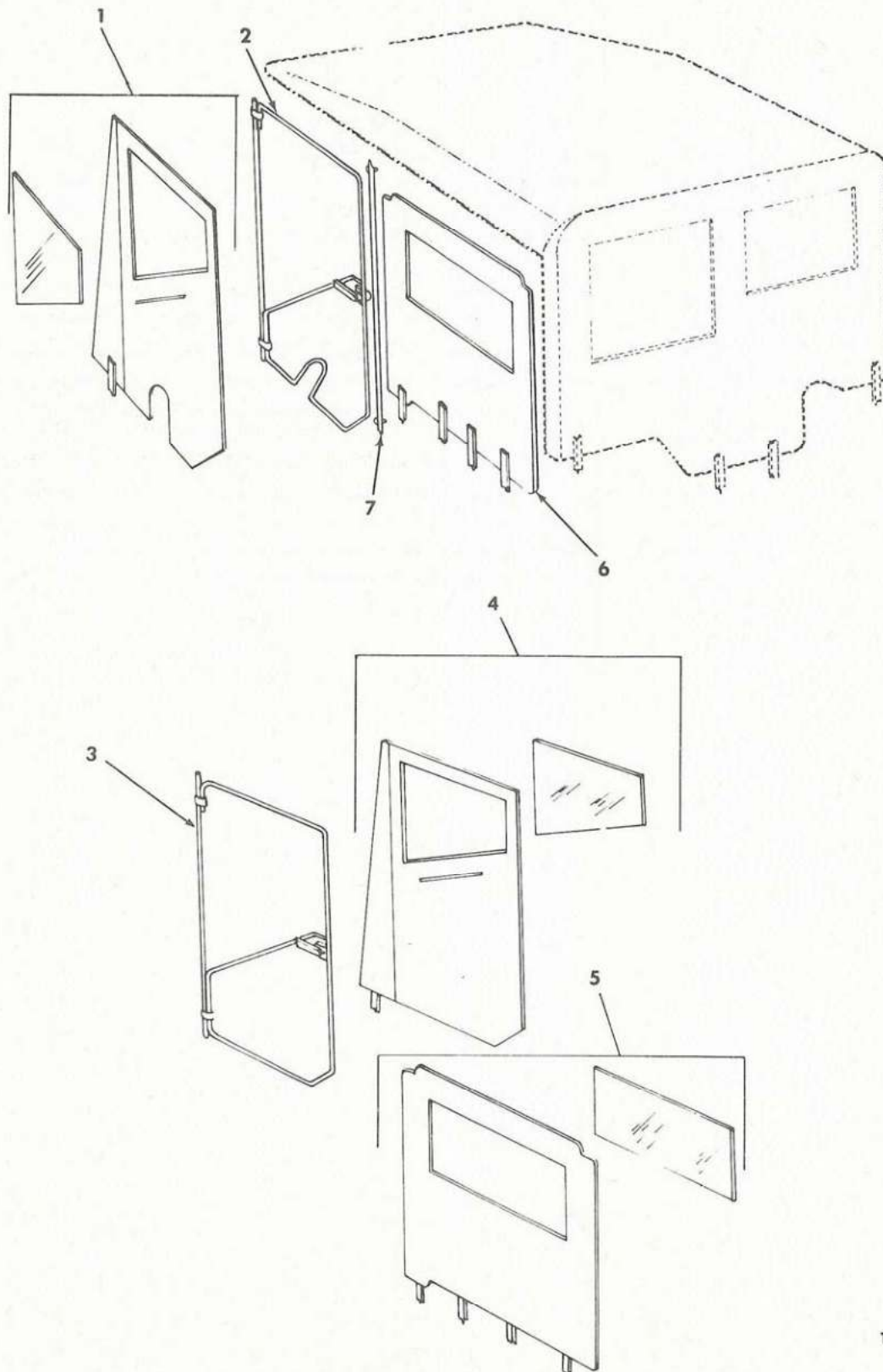
TA 079196

Figure 128. Door Handle and Latch (Hardtop Kit) (M151, M151A1, and M151A2).

SECTION II

TM9-2320-218-20P

(1) ILLUSTRATION		(2)	(3)	(4)	(5)	(6)	(7)	(8)
(a) FIG NO.	(b) ITEM NO.	SMR CODE	FEDERAL STOCK NUMBER	PART NUMBER	FSCM	DESCRIPTION USABLE ON CODE	U/M	QTY INC IN UNIT
GROUP 3307 CONTINUED								
128	1	KFOZZ		10921830	19207	.HANDLE OUTER DOOR HARDTOP.....178,910,832	EA	1
128	2	PAOZZ	5310-00-809-5996	MS27183-18	96906	.WASHER FLAT-FOR 1-2 SCREW SIZE-DOOR HANDLE.....178,910,832	EA	2
128	3	KFOZZ		10921833	19207	.HANDLE INNER DOOR HARDTOP.....178,910,832	EA	1
128	4	PAOZZ	5310-00-584-5272	MS35338-48	96906	.WASHER LOCK-FOR 1-2 SCREW SIZE-DOOR HANDLE.....178,910,832	EA	1
128	5	PAOZZ	5315-00-011-9120	MS24665-287	96906	.PIN COTTER DOOR HANDLE.....178,910,832	EA	1
128	6	PAOZZ	5310-00-642-1490	MS35692-37	96906	.NUT SLOTTED HEXAGON 1-2 20UNF28 DOOR HANDLE.....178,910,832	EA	1
128	7	KFOZZ		10921841	19207	.SPRING DOOR LATCH HARDTOP.....178,910,832	EA	1
128	8	PAOZZ	5310-00-582-5965	MS35338-44	96906	.WASHER LOCK FOR 1-4 SCREW SIZE DOOR LATCH.....178,910,832	EA	8
128	9	PAOZZ	5305-00-993-2738	MS35207-280	96906	.SCREW MACHINE 1-4 28UNF2AX5-8 IN DOOR LATCH.....178,910,832	EA	6
128	10	KFOZZ		10939501	19207	.STOP DOOR LATCH LH.....178,910,832	EA	1
128	10	KFOZZ		10939502	19207	.STOP DOOR LATCH RH.....178,910,832	EA	1
128	11	KFOZZ		10921849	19207	.SUPPORT DOOR HARDTOP.....178,910,832	EA	1
128	12	KFOZZ		10921848	19207	.PAD DOOR HARDTOP.....178,910,832	EA	1
128	13	PAOZZ	5305-00-052-6921	MS24629-57	96906	.SCREW,TAPPING DOOR LATCH.....178,910,832	EA	2
128	14	KFOZZ		10921834	19207	.SPRING DOOR LATCH HARDTOP.....178,910,832	EA	1
128	15	KFOZZ		10921829	19207	.STOP DOOR LATCH HARDTOP.....178,910,832	EA	1



TA 079197

Figure 129. Door and Side Curtain Kit (M151, M151A1, and M151A2).

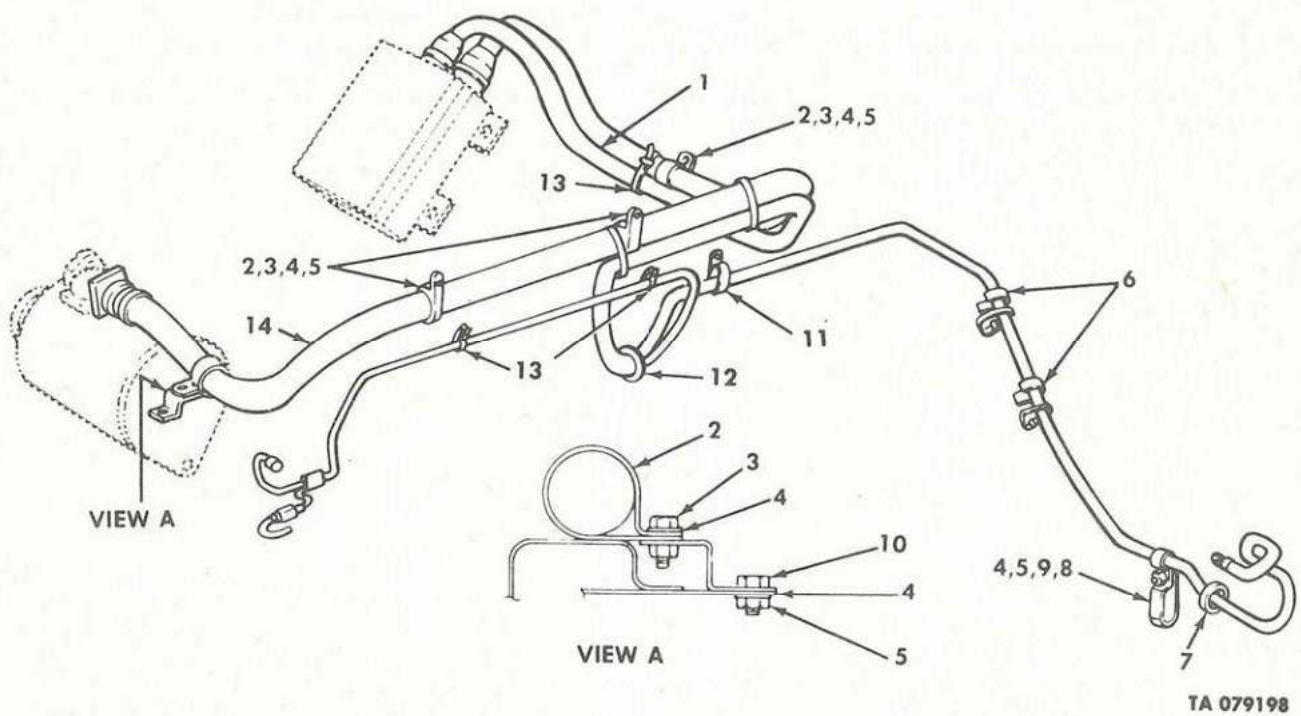
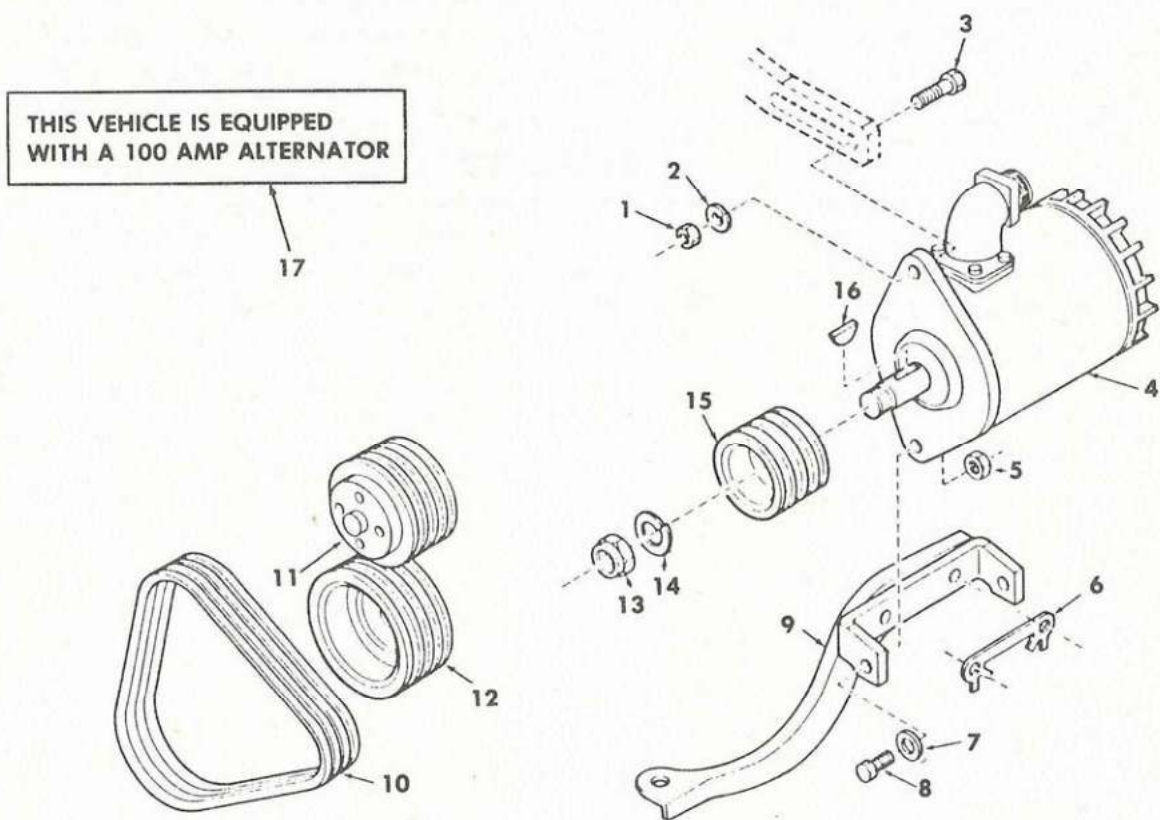


Figure 130. Electrical Cables — 100 Amp Generator (Alternator Kit).

SECTION II

TM9-2320-218-20P

(1) ILLUSTRATION		(2)	(3)	(4)	(5)	(6)	(7)	(8)
(a) FIG NO.	(b) ITEM NO.	SMR CODE	FEDERAL STOCK NUMBER	PART NUMBER	FSCM	DESCRIPTION USABLE ON CODE	U/M	QTY ING IN UNIT
GROUP 3307 CONTINUED								
130	1	PAOZZ	2590-00-157-3127	11644836	19207	WIRING HARNESS REGULATOR TO BATTERY.....	EA	1
130	2	PAOZZ	5340-00-865-7404	MS9025-20	96906	CLAMP LOOP CABLE RETAINING.....	EA	4
130	3	PAOZZ	5305-00-068-0501	MS90725-5	96906	SCREW CAP HEXAGON 1-4 20UNC2AX5-8 IN TO ATTACH CABLE CLAMPS.	EA	4
130	4	PAOZZ	5310-00-550-1130	MS35333-40	96906	WASHER LOCK 1-4 SCREW SIZE BRACKET TOPANEL,1,CABLE CLAMPS,5.	EA	6
130	5	PAOZZ	5310-00-761-6882	MS51967-2	96906	NUT PLAIN HEXAGON CABLE CLAMP,4,BRACKET TO PANEL,1.....	EA	5
130	6	PAOZZ	5975-00-899-4606	MS3367-2-0	96906	STRAP TIEDOWN CABLE ASSEMBLIES.....	EA	2
130	7	PAOZZ	5325-00-276-6100	MS35489-14	96906	GROMMET RUBBER BATTERY CABLE.....	EA	1
130	8	PAOZZ	5305-00-993-2463	MS35207-279	96906	SCREW MACHINE 1-4 28UNF2AX1-2 IN TO ATTACH BATTERY CABLE CLAMP.....	EA	1
130	9	PAOZZ	5340-00-984-8540	MS21333-102	96906	CLAMP LOOP TO ATTACH BATTERY CABLE.....	EA	1
130	10	PAOZZ	5305-00-068-0500	MS90725-3	96906	SCREW CAP HEXAGON HEAD 1/4-20UNC-2A X 1/2 IN LG TO ATTACH BRACKET TO PANEL.....	EA	1
130	11	PAOZZ	5340-00-106-0617	7728831	19207	CLAMP LOOP BATTERY CABLE 100 AMP.....	EA	1
130	12	PAOZZ	5325-00-276-6091	MS35489-19	96906	GROMMET RUBBER BATTERY CABLE.....	EA	1
130	13	PAOZZ	5975-00-984-6582	MS3367-1-0	96906	STRAP,TIEDOWN TO ATTACH CABLES.....	EA	5
130	14	PAOZZ	2590-00-157-3126	11644837	19207	LEAD AND CONDUIT REGULATOR TO ALTERNATOR.....	EA	1



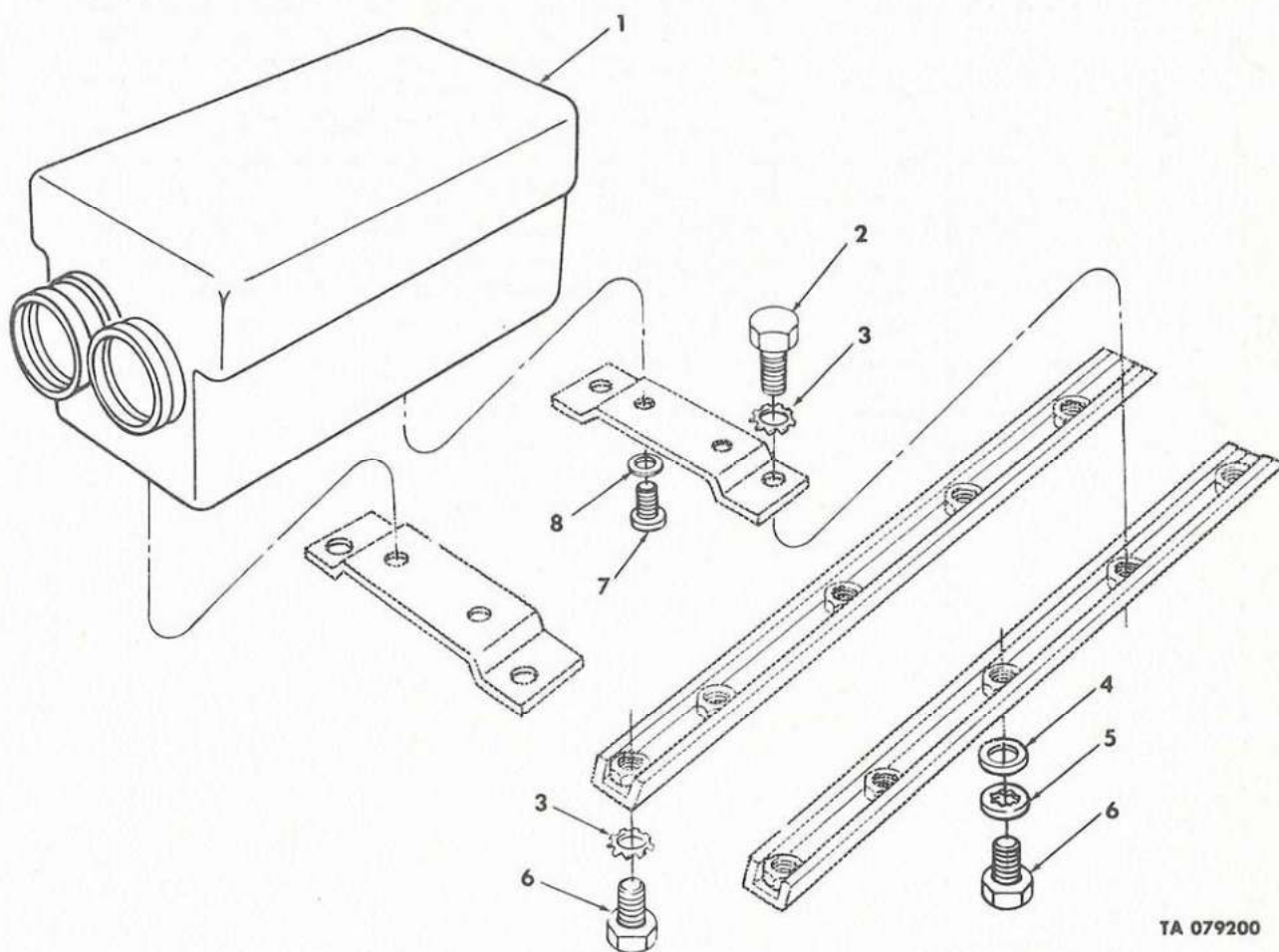
TA 079199

Figure 131. 100 Amp Generator (Alternator) and Related Parts.

SECTION II

TM9-2320-218-20P

(1) ILLUSTRATION		(2) SMR CODE	(3) FEDERAL STOCK NUMBER	(4) PART NUMBER	(5) FSCM	(6) DESCRIPTION USABLE ON CODE	(7) U/M	(8) QTY INC IN UNIT
		(a) FIG NO.	(b) ITEM NO.					
GROUP 3307 CONTINUED								
131	1	PAOZZ	5310-00-732-0558	MS51967-8	96906	NUT PLAIN HEXAGON 3-8 16UNC2B TO ATTACH ALTERNATOR TO ARM...	EA	1
131	2	PAOZZ	5310-00-913-3365	10884982	19207	WASHER FLAT TO ATTACH ALTERNATOR TO ARM.....	EA	1
131	3	PAOZZ	5305-00-725-2317	MS90728-64	96906	SCREW CAP HEXAGON 3-8 16UNC2AX1 1-2 IN TO ATTACH ALTERNATOR TO ARM.....	EA	1
131	4	PAOFF	2920-00-413-4337	10947517-1	19207	GENERATOR ENGINE AC 100 AMP.....	EA	1
131	4	PAOFF	2920-00-167-8549	11640180	19207	GENERATOR ENGINE AC 180 AMP.....178,910,B32	EA	1
131	5	PAOZZ	5310-00-088-0552	MS21044N7	96906	NUT SELF LOCKING 7-16 20UNJF38 TO ATTACH ALTERNATOR TO MTG BRACKET.....	EA	2
131	6	PAOZZ	5340-00-819-7036	10885522	18876	LOCKING PLATE NUT TO ATTACH ALTERNATOR TO MOUNTING BRACKET..	EA	1
131	7	PAOZZ	5310-00-984-1259	10885110	19207	WASHER FLAT TO ATTACH ALTERNATOR TO MOUNTING BRACKET.....	EA	2
131	8	PAOZZ	5305-00-709-8540	MS90727-90	96906	SCREW,CAP,HEXAGON.....	EA	2
131	9	PAOZZ	2920-00-165-4018	11644844	19207	BRACKET ALTERNATOR MOUNTING.....	EA	1
131	10	PAOZZ	3030-00-832-5671	11599020-1	19207	BELTS V MATCHED SET 100 AMP ALTERNATOR.....	SE	1
131	11	PAOZZ	3020-00-832-5660	11599021	19207	PULLEY GROOVE WATER PUMP.....	EA	1
131	12	PAOZZ	3020-00-832-5659	11599022	19207	PULLEY GROOVE CRANKSHAFT.....	EA	1
131	13	PAOZZ	5310-00-939-0783	MS21083N12	96906	NUT SELF LOCKING 3-4 16UNJF38 GENERATOR PULLEY.....	EA	1
131	14	PAOZZ	5310-00-584-7799	MS15795-822	96906	WASHER FLAT FOR 13-16 SCREW SIZE TO ATTACH PULLEY TO ALTERNATOR.....	EA	1
131	15	PAOZZ	3020-00-181-2877	11644838	19207	PULLEY GROOVED: 100 AMP ALTERNATOR.....	EA	1
131	16	PAOZZ	5315-00-012-4553	MS35756-17	96906	KEY WOODRUFF PULLEY TO ALTERNATOR.....	EA	1



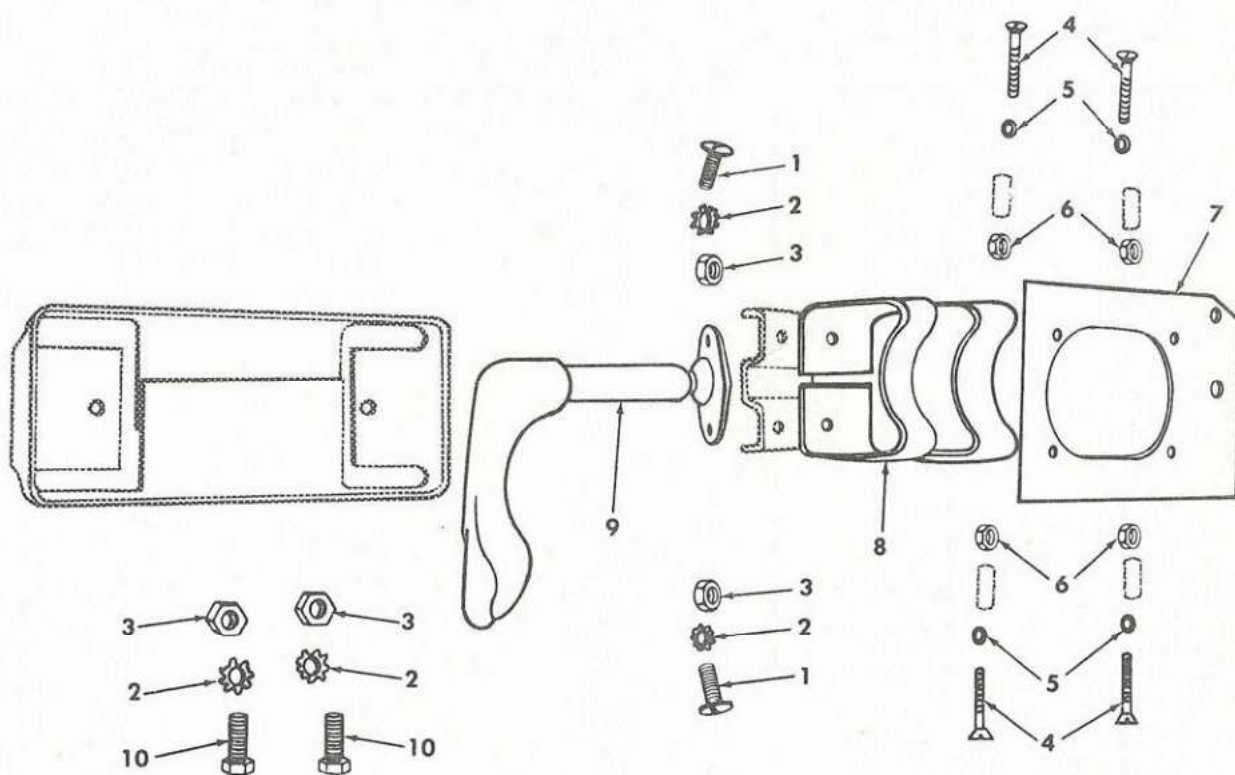
TA 079200

Figure 132. Regulator and Related Parts (100 Amp Generator-Alternator Kit).

SECTION II

TM9-2320-218-20P

(1) ILLUSTRATION		(2)	(3)	(4)	(5)	(6)	(7)	(8)
(a) FIG NO.	(b) ITEM NO.	SMR CODE	FEDERAL STOCK NUMBER	PART NUMBER	FSCM	DESCRIPTION USABLE ON CODE	U/M	QTY INC IN UNIT
GROUP 3307 CONTINUED								
132	1	PAOFF	2920-00-900-7993	10947439	19207	REGULATOR VOLTAGE.....	EA	1
132	1	PAOZZ	2920-00-167-8548	11640367	19207	REGULATOR 180 AMP SYSTEM.....178,910,B32	EA	1
132	1	PAOZZ	5961-00-927-9393	COO11110CA	35510	RECTIFIER 180 AMP SYSTEM.....178,910,B32	EA	1
132	2	PAOZZ	5306-00-225-8494	MS90725-29	96906	SCREW CAP HEXAGON 5-16 18UNC2AX1-2 IN TO ATTACH REGULATOR BRACKET TO MTG BRACKET.....	EA	4
132	3	PAOZZ	5310-00-889-2527	MS45904-72	96906	WASHER LOCK INTERNAL AND EXTERNAL TOOTH, TO ATTACH REGULATOR BRACKETS TO MOUNTING BRACKET(4) TO ATTACH MOUNTING BRACKET TO PANEL(1).....	EA	5
132	4	PAOZZ	5310-00-407-9566	MS35338-45	96906	WASHER LOCK FOR 5-16 SCREW SIZE TO ATTACH REGULATOR MTG BRACKET TO PANEL.....	EA	5
132	5	PAOZZ	5310-00-087-7493	MS27183-13	96906	WASHER FLAT 5-16 SCREW SIZE TO ATTACH REGULATOR MOUNTING BRACKET TO PANEL.....	EA	5
132	6	PAOZZ	5306-00-225-8496	MS90725-31	96906	BOLT MACHINE 5-16 18UNC2AX5-8 IN TO ATTACH REGULATOR MTG BRACKET TO PANEL.....	EA	6
132	7	PAOZZ	5305-00-989-7434	MS35207-263	96906	SCREW MACHINE 10 32UNF2AX1-2 IN TO ATTACH REGULATOR BRACKET TO REGULATOR.....	EA	4
132	8	PAOZZ	5310-00-596-7691	MS35335-32	96906	WASHER LOCK FOR 10 SCREW SIZE TO ATTACH REGULATOR BRACKET TO REGULATOR.....	EA	4



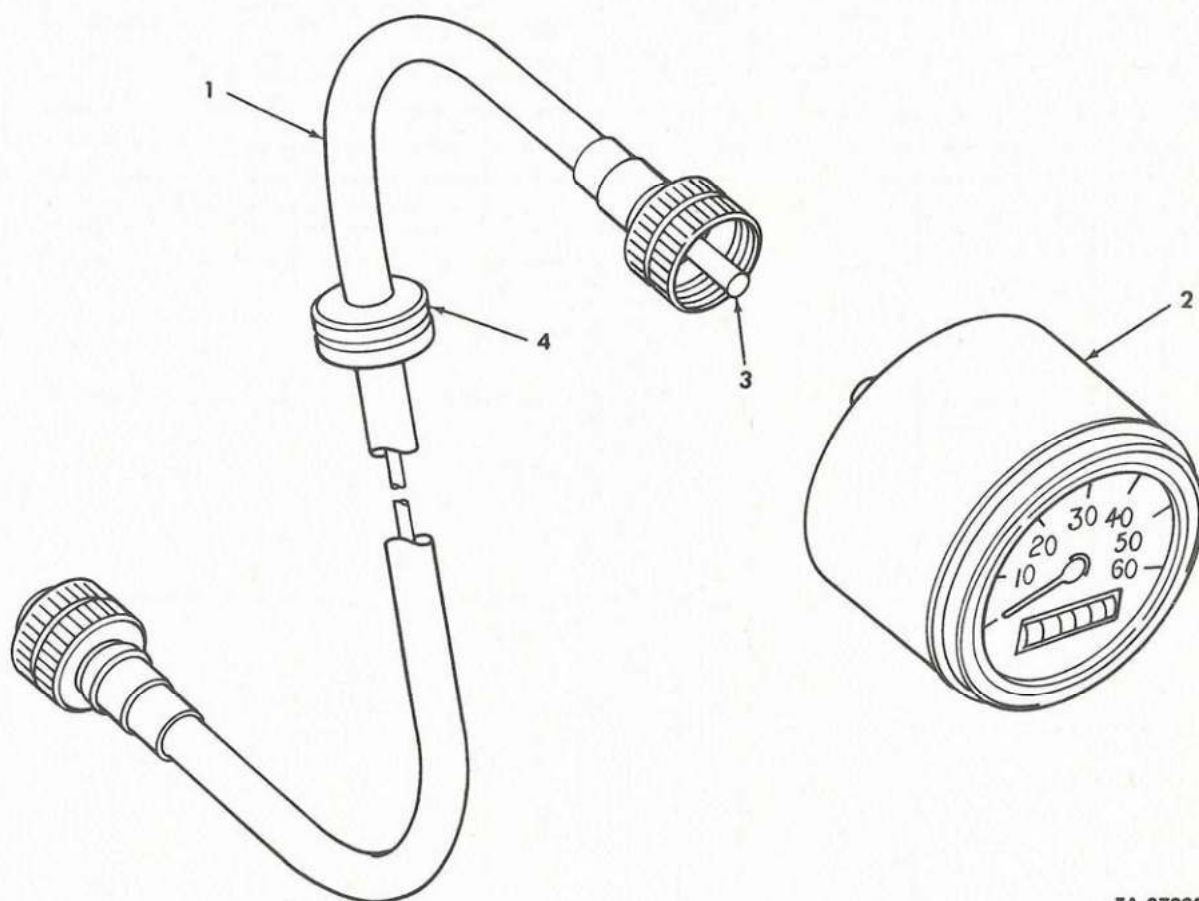
TA 079201

Figure 133. M16/14 Rifle Mounting Kit.

SECTION II

TM9-2320-218-20P

(1) ILLUSTRATION		(2)	(3)	(4)	(5)	(6) DESCRIPTION	(7)	(8)
(a) FIG NO.	(b) ITEM NO.	SMR CODE	FEDERAL STOCK NUMBER	PART NUMBER	FSCM	USABLE ON CODE	U/M	QTY INC IN UNIT
GROUP 3307 CONTINUED								
133	1	PAOZZ	5305-00-993-2457	MS35207-284	96906	.SCREW MACHINE 1-4 28UNF2AX1 1-4 IN. TO ATTACH CATCH ASSEMBLY.....178,910,911,831,832	EA	2
133	2	PAOZZ	5310-00-209-0786	MS35335-33	96906	.WASHER LOCK ATTACH CATCH ASSEMBLY, 2, MOUNTING SUPPORT, 2.....	EA	4
133	3	PAOZZ	5310-00-768-0319	MS51968-2	96906	.NUT PLAIN HEXAGON 1-4 28UNF28 TO ATTACH CATCH ASSEMBLY 2 TO ATTACH MOUNTING SUPPORT 2.....178,910,911,831,832	EA	4
133	4	PAOZZ	5305-00-995-3441	MS35207-269	96906	.SCREW MACHINE NO. 10 32UNF2AX1 1-2 IN. TO ATTACH REINFORCEMENT TO COWL PANEL.....178,910,911,831,832	EA	4
133	5	PAOZZ	5310-00-576-5752	MS35333-39	96906	.WASHER LOCK FOR NO.10 SCREW SIZE TO ATTACH REINFORCEMENT TO COWL PANEL.....178,910,911,831,832	EA	4
133	6	PAOZZ	5310-00-934-9751	MS35650-302	96906	.NUT PLAIN HEXAGON NO.10 32UNF28 TO ATTACH REINFORCEMENT TO COWL PANEL.....178,910,911,831,832	EA	4
133	7	PAOZZ	2510-00-177-8083	8712410	19207	.REINFORCEMENT PANEL COWL.....178,910,911,831,832	EA	1
133	8	PAOZZ	1450-00-455-5899	11630581	19207	.BRACKET CATCH MOUNTING.....178,910,911,831,832	EA	1
133	9	PAOZZ	2540-00-455-5903	10939520	18876	.CATCH ASSEMBLY RIFLE.....178,910,911,831,832	EA	1
133	10	PAOZZ	5305-00-068-0505	MS90726-5	96906	.SCREW CAP HEXAGON 1-4 28UNF2AX5-8 IN. TO ATTACH MOUNTING SUPPORT.....178,910,911,831,832	EA	2
128	1	PAOZZ	2540-00-857-0782	5703300	19207	PARTS KIT DOOR HARDTOP.....178,910,832	EA	1
128	2					HANDLE	EA	1
128	3					WASHER	EA	2
128	4					HANDLE	EA	1
128	5					LOCKWASHER	EA	1
128	6					COTTER PIN	EA	1
128						NUT	EA	1
128	7	PAOZZ	2540-00-857-0781	5702259	19207	PARTS KIT DOOR HARDTOP.....178,910,832	EA	1
128	8					SPRING	EA	8
128	9					LOCKWASHER	EA	6
128	10					SCREW	EA	2
128	11					STOP RH AND LH	EA	1
128	12					SUPPORT	EA	1
128	13					PAD	EA	2
128	14					SCREW	EA	1
128	15					SPRING	EA	1
128						STOP	EA	1
129	1	PFOZZ	2590-00-788-6262	10950781	19207	KIT DOOR AND SIDE.....178,910,832	EA	1
129	2					CURTAIN	EA	1
129	3					DOOR	EA	1
129	4					DOOR	EA	1
129	5					CURTAIN	EA	1
129	6					CURTAIN	EA	1
129						CURTAIN	EA	1



TA 079031

Figure 134. Speedometer and Related Parts.

SECTION II

TH9-2320-218-20P

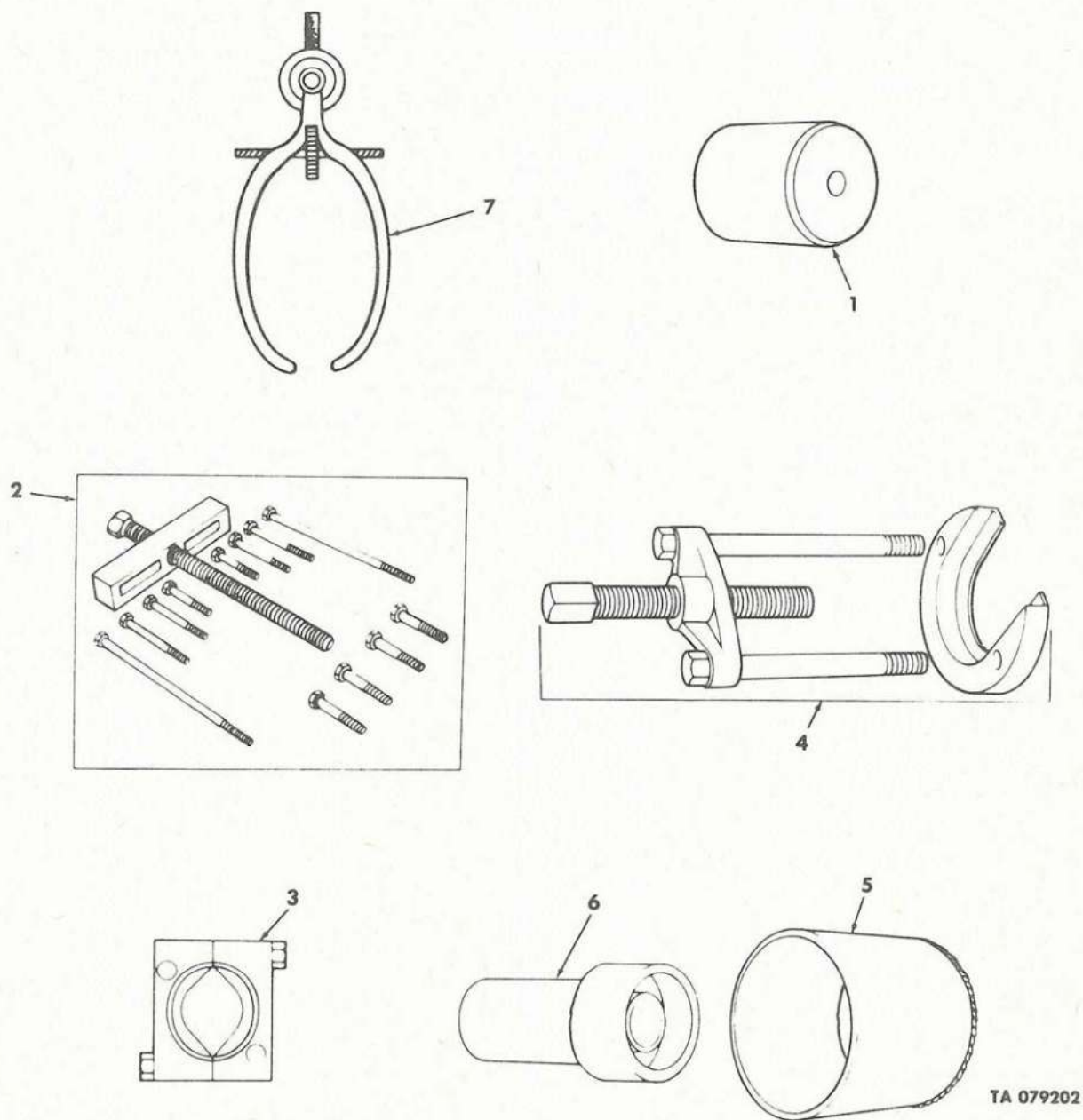
(1) ILLUSTRATION		(2) SMR CODE	(3) FEDERAL STOCK NUMBER	(4) PART NUMBER	(5) FSCM	(6) DESCRIPTION USABLE ON CODE	(7) U/M	(8) QTY INC IN UNIT
						GROUP 4701 SPEEDOMETER AND RELATED PARTS		
134	1	PAQZZ	6680-00-973-4187	8712351	19207	SHAFT ASSEMBLY SPEEDOMETER.....	EA	1
134	2	PAQZZ	6680-00-933-3599	MS39021-2	96906	SPEEDOMETER.....	EA	1
134	3	PAQZZ	2530-00-901-9685	10950807	19207	CORE FLEXIBLE SPEEDOMETER CABLE FOR FIELD SERVICE ONLY.....	EA	1
134	4	PAQZZ	5325-00-276-6343	MS35489-23	96906	GROMMET RUBBER SPEEDOMETER CABLE.....	EA	1

THIS PAGE INTENTIONALLY LEFT BLANK

SECTION II

TM9-2320-218-20P

(1) ILLUSTRATION		(2) SMR CODE	(3) FEDERAL STOCK NUMBER	(4) PART NUMBER	(5) FSCM	(6) DESCRIPTION USABLE ON CODE	(7) U/M	(8) QTY INC IN UNIT
(a) FIG NO.	(b) ITEM NO.							
						GROUP 9501 BULK MATERIAL		
BULK		PAOZZ	4720-00-006-4007	11588723-2	19207	HOSE RUBBER TYPE 6 GRADE B CLASS 2 0-62ID.....	FT	
BULK		PAOZZ	4720-00-150-6088	8754585	19207	HOSE RUBBER GRADE SC515A1B1C1F2 0.156 IN ID.....	IN	
BULK		PAOZZ	5975-00-177-1930	17C18035-60	19207	TUBING FLEXIBLE 0.3125 ID.....	IN	
BULK		PAOZZ	4720-00-182-9121	11639682	19207	HOSE,RUBBER.....	FT	
BULK		PAOZZ	4710-00-277-5524	7036787	19207	TUBING COPPER .188 OD X .030 WALL THK.....	EA	
BULK		PAOZZ	4710-00-277-5525	7704051	19207	TUBING, COPPER 1-4 IN OD 0.035 THICK WALL.....	IN	
BULK		PAOZZ	4710-00-277-5526	8689207	19207	TUBING COPPER 0.313 OD X 0.032 WALL THK.....	IN	
BULK		PAOZZ	4720-00-356-8351	11644861	19207	HOSE RUBBER.....	IN	
BULK		PAOZZ	4720-00-403-0875	148-14593-4	14798	HOSE RUBBER TYPE 1,0.328 ID.....	FT	
BULK		PAOZZ	4720-00-629-3238	MILH13444TYPE1	81349	HOSE,RUBBER.....	FT	
BULK		PAOZZ	4720-00-678-9039	7986299	19207	HOSE,AIR DUCT.....	FT	
BULK		PAOZZ	4720-00-678-9040	7986297	19207	HOSE,DUCT.....	FT	
BULK		XDOZZ		7345301	19207	RUBBER WEATHERSTRIP.....	IN	
BULK		PAOZZ	9390-00-783-8181	7535885	19207	RUBBER WEATHERSTRIP LH DOOR LOWER REAR HARDTOP.....	EA	
BULK		PAOZZ	4720-00-786-9232	7986298	19207	HOSE AIR DUCT 2IDX4 1-2IN.....	EA	
BULK		PAOZZ	9320-00-810-0999	7345300	19207	RUBBER STRIP WEATHERSTRIP,SOLID FLAT.....	FT	
BULK		PAOZZ	9320-00-810-1001	7345299	19207	RUBBER STRIP WEATHERSTRIP FLAT.....	FT	
BULK		PAOZZ	9390-00-810-4157	7345304	19207	RUBBER WEATHERSTRIP,SPECIAL SHAPED SECTION.....	FT	
BULK		PAOZZ	9320-00-935-6184	7345298	19207	RUBBER WEATHERSTRIP.....	IN	



TA 079202

Figure 135. Special Tools and Equipment.

SECTION III

T49-2320-218-20P

(1) ILLUSTRATION		(2)	(3)	(4)	(5)	(6) DESCRIPTION	(7)	(8)
(a) FIG NO.	(b) ITEM NO.	SMR CODE	FEDERAL STOCK NUMBER	PART NUMBER	FSCM	USABLE ON CODE	U/M	QTY INC IN UNIT
GROUP 2604 SPECIAL TOOLS								
135	1	PEOHZ	5120-00-627-7162	7345227	19207	PROTECTOR BLOCK,PULLER WHEEL BEARING REPLACEMENT USED WITH PULLER 5120006277161.....	EA	1
135	2	PEOHZ	5120-00-707-6223	7076223	19207	PULLER WATER PUMP TO REMOVE CRANKSHAFT GEAR CAMSHAFT GEAR DR STEERING WHEEL.....	EA	1
135	3	PEOHZ	5120-00-567-2492	8712416	19207	WEDGE ASSEMBLY,BEARING PULLER USED WITH PULLER 5120006277161 TO REMOVE WHEEL SPINDLE BEARING.....	EA	1
135	4	PEOHZ	5120-00-627-7161	7345234	19207	PULLER MECHANICAL TO REMOVE TRANSMISSION OUTPUT SHAFT BEARING-USE WITH JAW 7345235- AND WHEEL SPINDLE BEARING-USE WITH WEDGE ASSY 8712416.....	EA	1
135	5	PEOHZ	5120-00-795-0152	7950152	19207	REPLACER OIL SEAL FRONT AND REAR WHEEL SEAL RETAINERS OR DIFFERENTIAL SEAL RETAINERS.....	EA	1
135	6	PEOZZ	5120-00-627-7181	7345244	19207	DRIVER BEARING AND SUSPENSION ARM BUSHING,FRONT.....	EA	1
135	7	PEOHH	5120-00-229-3048	GGGC95	81348	CALIPER,TYPE 2 OUTSIDE,FIRM JOINT TYPE,BALL JOINT SOCKET ASSEMBLY WEAR TOLERANCE.....	EA	1
135		PEOZZ	5180-00-627-7048	7365053	19207	TOOL SET,SPECIAL 2ND ECHELON SET A.....	EA	1
135	1					PROTECTOR	EA	1
135	3					WEDGE	EA	1
135	4					PULLER	EA	1
135	5					REPLACER	EA	1
135		PEOZZ	5180-00-627-7049	7365054	19207	TOOL,SET SPECIAL 2ND ECHELON SET B.....	EA	1
135	1					PROTECTOR	EA	1
135	2					PULLER	EA	1
135	3					WEDGE	EA	1
135	4					PULLER	EA	1
135	5					REPLACER	EA	1
135	6					DRIVER	EA	1
135	7					CALIPER	EA	1

THIS PAGE INTENTIONALLY LEFT BLANK

SECTION IV. National Stock Number and Part Number Index

National Stock Number Cross Referenced to Figure and Item Number

National stock No.	Figure No.	Item No.	National stock No.	Figure No.	Item No.
5305-00-001-8153	104	8	1660-00-025-3493	112	2
2540-00-003-1019	96	5	5925-00-026-4767	36	21
2540-00-003-1020	96	5	5925-00-026-4767	118	23
2540-00-003-3112	96	6	4820-00-026-8473	120	2
2540-00-003-8346	105	15	8010-00-027-8378	101	2
2540-00-003-8351	96	11	6150-00-039-8256	110	5
2540-00-004-6845	96	1	2540-00-039-8258	110	12
4720-00-005-5008	19	27	5305-00-042-0463	21	33
5330-00-005-6073	22	4	5305-00-042-0475	19	7
2540-00-005-7693	111	1	5305-00-042-3437	21	17
2540-00-006-1649	96	3	5305-00-042-3477	32	8
2540-00-006-1650	96	17	5305-00-042-3477	68	33
4730-00-006-4005	20	24	5305-00-042-3545	50	12
4730-00-006-4005	21	27	5305-00-042-3545	102	20
4720-00-006-4007	BULK		5306-00-042-4208	4	1
4820-00-006-7468	105	12	5306-00-042-4208	15	19
5305-00-006-8410	86	16	5306-00-042-4208	16	14
5305-00-007-3023	86	14	5306-00-042-4208	51	17
4730-00-007-4601	15	12	5306-00-042-4208	52	19
4730-00-007-4601	16	11	5306-00-042-4208	53	19
5330-00-007-6151	113	13	5305-00-042-4209	27	3
5340-00-007-6195	9	7	5305-00-042-4505	13	3
5340-00-008-5831	86	21	5305-00-042-4633	67	28
5310-00-009-7682	126	20	5305-00-042-4635	20	13
5315-00-010-3496	89	2	5305-00-042-4635	27	17
4730-00-011-8831	34	26	5305-00-042-4635	67	17
5315-00-011-9120	61	24	5306-00-042-5379	87	1
5315-00-011-9120	63	24	5306-00-042-5389	87	5
5315-00-011-9120	128	5	5305-00-042-5575	112	17
5315-00-012-0123	80	8	5305-00-042-5592	69	27
5306-00-012-0231	26	12	5306-00-042-5623	26	22
5315-00-012-4553	153	17	5306-00-042-5623	69	33
4730-00-013-7397	102	13	5306-00-042-5623	70	34
4730-00-013-7398	21	7	5306-00-042-5623	85	2
4730-00-014-2427	8	1	5306-00-042-5826	32	3
4730-00-014-2427	19	3	5306-00-042-5827	19	4
4730-00-014-2427	21	10	5306-00-042-5848	13	5
4730-00-014-2431	9	14	5306-00-042-5848	22	8
4730-00-014-2431	19	21	2510-00-043-3742	87	
4730-00-014-2431	21	16	4730-00-043-3750	112	11
4730-00-014-2432	9	5	5305-00-044-4162	86	20
4730-00-014-2432	102	9	4730-00-044-4577	18	14
4730-00-014-3343	8	2	4730-00-044-4577	19	15
4720-00-014-7063	114	5	4730-00-044-4683	7	8
4720-00-014-7064	115	2	4730-00-044-4688	7	9
5307-00-017-8453	12	6	6240-00-044-6914	43	14
5307-00-017-8453	31	2	6240-00-044-6914	45	4
5306-00-017-8785	24	4	6240-00-044-6914	46	4
5306-00-018-7527	84	11	6240-00-044-6914	47	4
6240-00-019-0877	44	14	5305-00-045-1988	61	33
6240-00-019-0877	45	5	5305-00-045-3183	115	10
6240-00-019-0877	46	3	5310-00-045-3296	34	19
6240-00-019-0877	47	5	5310-00-045-3296	91	20
5305-00-019-1245	13	16	5310-00-045-3296	127	18
5305-00-019-1676	4	5	5310-00-045-3299	36	1
5305-00-019-1676	64	15	5310-00-045-3299	38	3
5305-00-019-1677	26	9	5310-00-045-3299	46	12
5305-00-019-1677	85	12	5310-00-045-4007	34	38
6240-00-019-3093	45	3	5310-00-045-4007	88	3
6240-00-019-3093	47	3	5306-00-050-0346	2	1
5305-00-022-8358	21	12	2540-00-050-0810	103	4
5305-00-022-8358	102	22	2540-00-050-0813	103	5

Manufacturers Part Number Cross Referenced to Figure and Item Number — Continued

National stock No.	Figure No.	Item No.	National stock No.	Figure No.	Item No.
5305-00-050-1076	77	6	5305-00-071-1766	26	20
5310-00-050-3622	104	10	5305-00-071-2240	116	4
4730-00-050-4203	59	2	5305-00-071-2241	109	6
4730-00-050-4203	61	6	5305-00-071-2242	112	7
4730-00-050-4203	63	6	2530-00-073-5364	61	23
4730-00-050-4203	78	6	2530-00-073-5364	63	23
2540-00-051-3840	108	1	5310-00-080-6004	12	11
2540-00-051-3841	115	11	5310-00-080-6004	64	2
2540-00-051-3842	116	10	5310-00-080-6004	69	23
5305-00-052-6921	127	15	5310-00-080-6004	70	23
5305-00-052-6921	128	13	4720-00-080-8586	BULK	
5330-00-054-6880	34	4	5310-00-080-9786	40	11
6140-00-057-2553	50	20	5340-00-080-9853	115	15
5340-00-057-2891	19	8	5310-00-081-4219	14	3
5340-00-057-2904	55	8	5310-00-081-4219	25	6
5999-00-057-2929	56	5	5310-00-081-4219	30	3
5340-00-057-3037	109	18	5310-00-081-4219	94	7
5310-00-057-7080	83	15	5310-00-081-4219	105	9
5305-00-057-9611	110	18	5310-00-081-4219	106	3
5305-00-058-2088	115	14	5310-00-081-4219	124	7
5305-00-058-2099	118	2	5310-00-081-4219	126	17
5305-00-058-2099	122	9	5310-00-081-4219	127	14
5305-00-058-2101	115	18	5310-00-087-4652	88	15
5306-00-058-3708	50	4	5310-00-087-4652	92	5
2640-00-060-3550	74	6	5340-00-087-4662	120	9
5310-00-061-1258	42	11	5310-00-087-7493	26	7
5310-00-061-1258	45	6	5310-00-087-7493	84	10
5310-00-061-1258	47	6	5310-00-087-7493	96	15
5310-00-062-4954	83	8	5310-00-087-7493	132	5
2590-00-062-9840	49		5310-00-088-0552	29	6
2930-00-064-5979	26	1	5310-00-088-0552	77	9
2990-00-064-6312	25	14	5310-00-088-0552	80	12
2540-00-064-6587	97	1	5310-00-088-0552	92	7
5305-00-067-9907	115	1	5310-00-088-0552	131	5
5305-00-067-9907	119	2	5310-00-088-1251	84	5
5305-00-068-0498	121	11	5310-00-088-1251	116	17
5305-00-068-0500	54	8	5340-00-088-1254	51	11
5305-00-068-0500	21	12	5340-00-088-1254	52	13
5305-00-068-0500	115	9	5340-00-088-1255	51	18
5305-00-068-0500	116	20	5340-00-088-1255	52	20
5305-00-068-0501	68	18	5340-00-088-1255	53	16
5305-00-068-0501	70	36	5325-00-088-6147	41	8
5305-00-068-0501	105	4	5325-00-088-6147	42	9
5305-00-068-0501	112	13	5340-00-088-6655	102	15
5305-00-068-0501	113	1	4730-00-088-8665	2	5
5305-00-068-0501	116	14	5365-00-090-5426	56	9
5305-00-068-0501	122	15	5340-00-093-5789	86	2
5305-00-068-0501	126	12	2590-00-104-4573	50	18
5305-00-068-0501	130	3	5340-00-106-0617	54	12
5305-00-068-0502	52	23	5340-00-106-0617	55	16
5305-00-068-0502	84	2	5340-00-106-0617	109	10
5305-00-068-0502	104	12	5340-00-106-0617	152	12
5305-00-068-0502	113	12	2510-00-119-0846	71	25
5305-00-068-0502	121	5	5340-00-119-3900	36	6
5305-00-068-0505	32	4	5325-00-124-1396	18	18
5305-00-068-0505	39	1	5325-00-124-1396	20	17
5305-00-068-0505	68	22	5325-00-124-1396	21	19
5305-00-068-0505	133	10	5340-00-125-3911	60	14
5305-00-068-0506			5340-00-125-3911	62	13
5305-00-068-0506			2530-00-125-8721	57	5
5305-00-068-0506	88	14	2530-00-125-8721	64	8
5305-00-068-7837	67	16	2520-00-125-8731	68	19
5305-00-068-7837	68	17	2520-00-125-8731	69	34
5305-00-069-5579	77	6	2520-00-125-8731	70	35

Manufacturers Part Number Cross Referenced to Figure and Item Number — Continued

National stock No.	Figure No.	Item No.	National stock No.	Figure No.	Item No.
5340-00-126-3841	102	21	2530-00-157-3335	63	
5310-00-126-3842	76	3	5340-00-158-1433	91	1
5930-00-130-5349	38	7	5340-00-158-1433	91	1
5325-00-131-6197	85	9	5310-00-159-1577	97	5
2510-00-132-0919	97	6	5330-00-159-3263	13	1
3120-00-133-6561	104	17	2910-00-162-1985	19	17
2530-00-135-8973	66	2	6230-00-165-4017	22	7
2530-00-136-1185	64	14	2920-00-165-4018	131	9
2920-00-136-8898	29	2	2540-00-165-4029	97	2
5310-00-143-6272	100	2	2540-00-165-4030	98	11
5330-00-143-7002	36	8	2540-00-165-4041	85	14
5330-00-143-8710	86	19	2540-00-165-4041	86	9
4720-00-143-9368	9	18	9330-00-165-6006	54	11
4720-00-144-5447	16	5	9330-00-165-6006	55	13
4720-00-144-5455	16	13	5330-00-165-6007	55	5
5305-00-144-9929	97	7	5305-00-165-8125	97	3
5305-00-145-0616	61	26	5310-00-167-0721	14	4
4720-00-150-6088	BULK		5310-00-167-0721	70	10
4720-00-150-6088	9	16	5310-00-167-0721	106	4
4730-00-150-6118	105	5	5310-00-167-0721	121	7
2920-00-150-7320	33	15	5310-00-167-0721	122	11
2920-00-150-7480	34	25	5310-00-167-0721	122	12
2540-00-150-7503	36	10	2920-00-167-8548	132	1
2590-00-150-7504	54	10	2920-00-167-8549	131	4
2590-00-150-7506	52	9	4710-00-168-2076	9	13
6140-00-150-7507	50	21	4710-00-168-2076	15	5
2930-00-150-7508	26	21	5310-00-168-2941	57	7
2940-00-150-7518	15	1	5310-00-168-2941	64	10
2940-00-150-7518	16	1	5306-00-168-3061	92	3
2940-00-150-7524	17	1	5306-00-168-3066	83	14
2940-00-150-7539	17	4	5340-00-168-7111	85	8
2940-00-150-7541	17	3	5340-00-168-7111	86	8
2590-00-150-7621	51	7	5340-00-168-7112	92	6
2590-00-150-7684	51	5	5360-00-168-7163	34	16
2590-00-150-7684	52	6	5360-00-168-7164	34	33
2590-00-150-7684	53	5	5325-00-168-7173	54	3
2530-00-150-7832	74	2	5325-00-168-7173	55	3
2530-00-150-7834	65	8	5365-00-168-7176	51	4
2530-00-150-7847	69	3	5365-00-168-7176	52	5
2510-00-150-7848	72	13	5365-00-168-7176	53	4
2530-00-150-7849	72	13	5340-00-168-7178	50	15
2530-00-150-7852	61	16	5340-00-168-7178	51	2
2530-00-150-7852	71	17	5340-00-168-7178	52	4
5365-00-150-7853	64	19	5340-00-168-7179	40	8
2530-00-150-7854	72	16	5340-00-168-7179	52	3
2530-00-150-7915	64	18	5340-00-168-7179	53	22
2530-00-150-7916	64	6	5340-00-168-7233	84	9
5330-00-151-3843	17	2	5365-00-168-7277	71	26
5330-00-151-4056	61	8	5365-00-168-9746	83	9
5330-00-151-4056	63	8	2510-00-168-9829	85	13
5306-00-151-5746	69	28	2590-00-169-2890	53	7
5306-00-151-5746	70	27	2590-00-169-2891	55	12
5340-00-151-6977	102	7	2990-00-169-2892	25	12
2920-00-152-2264	34		2990-00-169-2893	25	17
2920-00-152-2265	34		4710-00-171-0509	112	16
4820-00-155-8276	19	9	4820-00-174-0340	26	17
6240-00-155-8714	110	3	5306-00-174-4312	61	5
2530-00-156-9422	61	16	5306-00-174-4312	63	5
2530-00-156-9422	71	17	2910-00-174-7676	19	14
2910-00-157-0651	19	26	5325-00-174-9038	52	1
2590-00-157-3126	130	14	5325-00-174-9038	53	1
2590-00-157-3127	130	1	5360-00-176-0445	73	7
2530-00-157-3335	61		5360-00-176-0445	82	5

Manufacturers Part Number Cross Referenced to Figure and Item Number — Continued

National stock No.	Figure No.	Item No.	National stock No.	Figure No.	Item No.
5340-00-176-0450	73	8	2920-00-177-7804	29	10
5340-00-176-0451	84	14	2510-00-177-7871	84	1
5365-00-176-0452	11	16	2510-00-177-7872	85	3
9905-00-176-0480	107	1	2805-00-177-7880	2	3
9905-00-176-0481	107	1	2530-00-177-7959	69	22
9905-00-176-0482	107	4	2530-00-177-7959	70	22
9905-00-176-0483	107	4	2530-00-177-7977	69	14
9905-00-176-0484	107	1	2530-00-177-7977	70	13
9905-00-176-0484	100	9	5315-00-177-7980	64	17
9905-00-176-0485	101	5	3040-00-177-7983	65	3
9390-00-176-0486	101	1	2510-00-177-8083	133	7
9905-00-176-0485	100	9	5340-00-177-8114	85	5
9390-00-176-0486	101	1	5340-00-177-8114	86	4
9905-00-176-0559	107	4	2520-00-177-8237	11	13
5340-00-176-0935	11	19	2510-00-177-9177	42	15
2520-00-176-3331	61		2540-00-177-9181	98	14
2520-00-176-3331	63		3040-00-177-9293	65	6
2520-00-176-3333	61	30	5340-00-178-1378	25	16
2520-00-176-3333	63	29	5340-00-178-1378	113	16
2520-00-176-3334	61	29	5340-00-178-1379	25	11
2520-00-176-3334	63	28	5340-00-178-1379	113	6
2530-00-176-3337	61	19	9905-00-179-3410	110	16
2530-00-176-3337	63	19	6220-00-179-4324	47	1
2530-00-176-3337	66	5	6220-00-179-4325	45	1
2530-00-176-3343	71	10	2920-00-179-4524	38	6
2530-00-176-3344	71	18	4730-00-180-6811	19	22
2530-00-176-3349	75	4	9390-00-180-7289	56	17
5310-00-176-6611	124	5	5306-00-181-0933	63	26
5310-00-176-6611	125	3	3020-00-181-2877	131	15
5310-00-176-6612	71	13	4720-00-181-8111	20	8
2910-00-176-8869	14	1	4720-00-181-8111	21	8
2910-00-176-8928	12	14	4720-00-181-8111	27	25
2910-00-176-8928	20	25	5340-00-181-8226	84	3
2910-00-176-8928	21	28	5340-00-182-3726	41	12
2520-00-176-8937	11	18	9905-00-182-5041	101	4
2530-00-176-8941	76	2	9905-00-182-5043	101	3
2530-00-176-8942	75	8	3120-00-182-8471	69	15
2510-00-176-9146	86	1	3120-00-182-8471	70	14
2540-00-176-9376	104	11	4720-00-182-9121	BULK	
2540-00-176-9402	104	6	5305-00-182-9317	80	4
2540-00-176-9405	104	9	5306-00-182-9368	76	1
2540-00-176-9464	104	14	5340-00-182-9615	54	2
2540-00-176-9466	83	18	5340-00-182-9615	55	2
2530-00-176-9468	73	6	5340-00-182-9615	68	11
2530-00-176-9486	68	10	5325-00-184-9846	19	1
4730-00-176-9488	68	4	5325-00-184-9846	68	7
2530-00-176-9491	73	6	5325-00-184-9846	116	15
5310-00-177-1286	11	8	5330-00-185-9927	19	10
5310-00-177-1312	121	1	2940-00-187-4686	16	2
5310-00-177-1329	74	1	5315-00-187-9538	65	4
5310-00-177-1329	81	1	5310-00-194-1483	38	5
5315-00-177-1333	104	7	5310-00-197-4508	36	5
5975-00-177-1930	BULK		5365-00-200-7415	34	13
5306-00-177-5602	61	25	5305-00-202-0772	19	23
5306-00-177-5602	63	25	4730-00-202-6063	19	16
2540-00-177-7235	74	7	5365-00-202-7638	34	1
5315-00-177-7565	34	24	4730-00-202-9039	15	10
2510-00-177-7777	127	5	5340-00-204-9916	21	18
2540-00-177-7778	84	13	9905-00-205-2795	100	1
5340-00-177-7779	98	2	5307-00-206-2604	44	15
2540-00-177-7781	69	30	5930-00-207-9422	70	39
2540-00-177-7781	70	29	5310-00-209-0786	4	4
2510-00-177-7787	85	11	5310-00-209-0786	40	10
5340-00-177-7803	9	7	5310-00-209-0786	53	12

Manufacturers Part Number Cross Referenced to Figure and Item Number — Continued

National stock No.	Figure No.	Item No.	National stock No.	Figure No.	Item No.
5310-00-209-0786	56	12	5305-00-225-9092	59	5
5310-00-209-0786	67	15	5306-00-225-9093	89	18
5310-00-209-0786	68	16	2520-00-228-0873	11	9
5310-00-209-0786	104	4	5330-00-230-3719	87	7
5310-00-209-0786	113	4	2540-00-234-1172	95	6
5310-00-209-0786	122	4	2990-00-234-1257	1	10
5310-00-209-0786	125	1	2990-00-234-1259	1	3
5310-00-209-0786	133	2	5315-00-238-5663	65	13
5310-00-209-0788	108	4	5310-00-241-6921	41	6
5310-00-209-0788	117	3	2540-00-241-8576	88	1
5310-00-209-0965	1	2	4720-00-244-0895	12	9
5310-00-209-0965	60	2	5305-00-246-6566	78	5
5310-00-209-0965	61	27	2540-00-248-1053	95	7
5310-00-209-0965	62	2	2540-00-248-1071	95	3
5310-00-209-0965	77	3	2540-00-248-1267	77	5
5310-00-209-0965	79	5	2805-00-248-1623	8	5
2910-00-214-2707	23	9	5330-00-248-3844	34	2
5340-00-214-8225	9	12	5330-00-248-3846	34	28
4730-00-221-2136	4	2	5310-00-253-1205	29	13
4730-00-221-2136	15	20	5305-00-253-5620	89	4
4730-00-221-2136	18	13	5120-00-254-2342	135	7
4730-00-221-2136	19	19	5310-00-255-4396	29	18
4730-00-221-2136	123	5	5306-00-255-6562	83	6
4730-00-221-2138	2	6	5340-00-256-3460	52	7
5330-00-222-9036	87	4	5340-00-256-3460	54	4
5305-00-225-3838	40	9	5340-00-256-3460	55	4
5305-00-225-3838	53	11	5306-00-256-5540	69	21
5305-00-225-3838	116	1	5306-00-256-5540	70	21
5305-00-225-3839	33	10	4010-00-262-1551	7	2
5305-00-225-3839	118	3	4010-00-262-1551	26	2
5306-00-225-8494	122	10	4010-00-262-1551	89	3
5306-00-225-8494	132	2	4730-00-263-2733	15	11
5306-00-225-8496	30	5	4730-00-263-2733	16	12
5306-00-225-8496	70	19	4730-00-263-2752	15	3
5306-00-225-8496	121	9	4730-00-263-2757	9	8
5306-00-225-8496	122	14	5320-00-264-3282	89	6
5306-00-225-8496	132	6	2540-00-264-8812	105	17
5306-00-225-8497	11	10	6240-00-266-9940	36	9
5306-00-225-8497	85	16	5305-00-267-8973	67	21
5306-00-225-8497	124	3	5305-00-267-8973	68	24
5306-00-225-8497	125	10	5305-00-267-8974	64	4
5306-00-225-8497	126	16	5305-00-269-2802	25	13
5306-00-225-8497	127	7	5305-00-269-2802	125	7
5306-00-225-8498	85	18	5305-00-269-2805	25	21
5306-00-225-8498	86	11	5305-00-269-2805	98	7
5306-00-225-8499	126	21	5305-00-269-2805	125	13
5306-00-225-8500	86	12	5305-00-269-2807	93	5
5306-00-225-8500	98	1	5305-00-269-2807	98	3
5306-00-225-8502	14	5	5305-00-269-2813	69	12
5306-00-225-8502	30	1	5305-00-269-2813	75	3
5306-00-225-8502	70	17	5305-00-269-3208	45	7
5306-00-225-8502	106	5	5305-00-269-3208	46	9
5306-00-225-8503	27	7	5305-00-269-3208	47	8
5306-00-225-8506	104	15	5305-00-269-3210	65	14
5306-00-225-8509	70	11	5305-00-269-3211	65	10
5305-00-225-9081	124	4	5305-00-269-3212	33	13
5305-00-225-9082	43	15	5305-00-269-3212	80	9
5306-00-225-9084	42	17	5305-00-269-3213	75	9
5306-00-225-9084	44	16	5305-00-269-3242	71	8
5306-00-225-9084	50	25	5305-00-269-3245	72	9
5306-00-225-9088	18	10	5305-00-269-3247	72	1
5306-00-225-9088	19	11	2610-00-269-7332	74	4
5306-00-225-9089	28	1	5925-00-271-8659	110	4
5306-00-225-9089	94	1	5310-00-275-6635	69	5

Manufacturers Part Number Cross Referenced to Figure and Item Number — Continued

National stock No.	Figure No.	Item No.	National stock No.	Figure No.	Item No.
5310-00-275-6635	70	5	5910-00-358-6918	34	32
5325-00-276-4993	110	15	5360-00-358-7826	34	17
5325-00-276-6089	51	1	5325-00-358-7900	34	29
5325-00-276-6091	50	5	6220-00-368-4945	46	7
5325-00-276-6091	53	8	5310-00-393-6685	56	8
5325-00-276-6091	54	1	5940-00-399-6676	40	1
5325-00-276-6091	55	1	5365-00-400-7243	71	24
5325-00-276-6091	130	12	5330-00-401-1508	104	13
5325-00-276-6100	119	14	4720-00-403-0875	BULK	
5325-00-276-6100	130	7	2910-00-405-0216	18	16
5325-00-276-6205	119	16	4710-00-405-1942	15	8
5325-00-276-6343	120	6	4730-00-406-6782	8	8
5325-00-276-6343	134	4	5310-00-407-9566	26	6
4710-00-277-5524	BULK		5310-00-407-9566	28	2
4710-00-277-5524	112	12	5310-00-407-9566	30	2
4710-00-277-5524	112	14	5310-00-407-9566	59	6
4710-00-277-5524	112	15	5310-00-407-9566	61	2
4710-00-277-5525	BULK		5310-00-407-9566	63	2
4710-00-277-5526	BULK		5310-00-407-9566	94	4
4730-00-277-8269	9	17	5310-00-407-9566	126	18
4730-00-277-8764	20	20	5310-00-407-9566	127	8
4730-00-277-8764	21	23	5310-00-407-9566	132	4
4730-00-277-8769	102	12	2590-00-408-4674	24	3
5325-00-281-1557	109	11	2920-00-409-3994	33	1
5325-00-281-1557	118	10	5310-00-410-5754	3	3
5340-00-282-7544	68	32	5365-00-410-9797	71	24
5310-00-282-8866	34	42	2920-00-413-4337	131	4
5355-00-284-5671	57	1	2540-00-415-6285	129	5
5305-00-285-5275	39	3	5365-00-417-2855	65	12
2920-00-287-9135	33	5	6240-00-419-3185	40	6
2540-00-288-4963	116	24	2805-00-420-9012	6	4
4730-00-288-9390	15	4	5340-00-421-7289	67	19
4730-00-288-9953	8	4	4730-00-421-9087	70	9
2920-00-293-4380	29	21	6220-00-433-5966	43	5
2910-00-295-9993	21	31	6220-00-433-5966	44	5
5305-00-297-3273	34	43	5340-00-434-8898	52	8
5305-00-297-3278	34	41	5340-00-434-8898	52	11
5330-00-297-6329	36	13	5340-00-434-8898	53	6
5330-00-297-7106	46	14	5365-00-436-4807	71	24
5315-00-298-1498	113	5	6220-00-443-0589	41	9
5330-00-298-2955	127	20	2540-00-451-3735	105	2
6210-00-299-5564	36	16	2920-00-451-3903	31	7
5935-00-306-2072	34	30	2540-00-455-5830	24	1
2590-00-307-8856	37	1	1450-00-455-5899	133	8
2590-00-308-2781	40	4	2540-00-455-5903	133	9
2540-00-318-0159	122	7	6220-00-456-6106	42	10
6625-00-321-6365	36	3	4730-00-459-6504	8	6
2920-00-324-3686	34	15	5330-00-462-0907	47	2
5340-00-331-4771	53	10	5330-00-463-0200	45	2
5340-00-333-6078	20	27	5310-00-463-0268	41	14
5340-00-333-6078	21	30	2530-00-463-3840	65	17
6210-00-337-7345	36	20	5340-00-463-4605	85	1
5310-00-350-2655	42	12	2540-00-467-2593	99	2
5930-00-350-3871	32	7	2530-00-470-1525	58	3
2530-00-350-8707	74	1	2530-00-470-1525	65	16
2530-00-350-8707	81	1	2510-00-470-1569	127	5
2530-00-352-9270	69	1	2540-00-472-1657	108	2
2530-00-352-9270	70	1	2540-00-472-1657	117	1
5305-00-353-0969	41	5	2540-00-472-1669	95	5
2920-00-353-7204	34	11	2540-00-472-1669	129	4
2920-00-353-7206	34	5	2540-00-472-1670	95	1
2920-00-353-7216	34	3	2590-00-473-6331	93	1
5305-00-353-7510	34	9	5365-00-476-1028	7	4
4720-00-356-8351	BULK		5365-00-476-1028	57	10

Manufacturers Part Number Cross Referenced to Figure and Item Number — Continued

National stock No.	Figure No.	Item No.	National stock No.	Figure No.	Item No.
5365-00-476-1028	60	16	5310-00-559-0070	111	6
5365-00-476-1028	62	14	5310-00-559-0070	116	5
9905-00-477-3714	50	30	5310-00-559-0070	118	21
9905-00-477-3715	50	29	5310-00-559-0070	122	5
5340-00-480-1224	29	2	5120-00-567-2492	135	3
3120-00-480-2608	69	19	5935-00-572-9180	41	18
3120-00-480-2608	70	18	5935-00-572-9180	42	5
5306-00-481-9487	64	21	5935-00-572-9180	45	8
4730-00-483-0662	102	4	5935-00-572-9180	46	11
5330-00-483-2408	98	5	5935-00-572-9180	47	10
5975-00-483-5756	109	12	5935-00-572-9180	56	4
4010-00-484-3353	96	2	5935-00-572-9180	70	40
4010-00-484-3353	97	4	3010-00-574-3087	116	7
4010-00-484-3353	129	7	5310-00-576-5752	37	2
4730-00-491-6436	20	21	5310-00-576-5752	55	7
4730-00-491-6436	21	24	5310-00-576-5752	133	5
3020-00-491-9622	28	3	5310-00-579-0079	111	3
2540-00-491-9624	129	6	5310-00-579-0079	118	17
5310-00-492-6079	127	22	5330-00-579-7911	33	9
5365-00-493-8125	11	15	5330-00-579-7914	33	8
2540-00-493-8931	108	1	5310-00-582-5965	20	4
5315-00-510-4220	65	7	5310-00-582-5965	21	4
6105-00-512-9225	122	2	5310-00-582-5965	25	25
5315-00-514-2660	7	3	5310-00-582-5965	32	5
5315-00-514-2660	26	3	5310-00-582-5965	33	11
5310-00-514-6674	42	16	5310-00-582-5965	39	2
5310-00-514-6674	43	16	5310-00-582-5965	41	15
5310-00-514-6674	44	16	5310-00-582-5965	50	14
5310-00-514-6674	50	26	5310-00-582-5965	57	14
5310-00-514-6674	69	17	5310-00-582-5965	67	22
5310-00-514-6674	70	16	5310-00-582-5965	68	25
4730-00-516-7419	69	9	5310-00-582-5965	84	7
4730-00-516-7419	70	7	5310-00-582-5965	99	4
2510-00-522-2621	96	10	5310-00-582-5965	100	8
2520-00-522-2622	96	10	5310-00-582-5965	105	3
5360-00-526-5530	41	13	5310-00-582-5965	112	4
5305-00-527-5751	85	6	5310-00-582-5965	113	2
5305-00-527-5751	86	5	5310-00-582-5965	115	7
5305-00-527-5751	102	6	5310-00-582-5965	116	2
4730-00-529-1487	48	3	5310-00-582-5965	126	14
5305-00-531-0341	86	7	5310-00-582-5965	127	11
4730-00-540-2612	9	6	5310-00-582-5965	128	8
4730-00-542-3205	18	17	5310-00-584-5272	71	23
4730-00-542-3205	20	18	5310-00-584-5272	78	2
4730-00-542-3205	21	20	5310-00-584-5272	128	4
5340-00-543-3560	127	6	5310-00-584-7799	131	14
5940-00-549-6581	50	3	5975-00-588-0387	36	4
5940-00-549-6583	50	2	5340-00-591-3444	92	2
5310-00-550-1130	36	11	5310-00-595-7044	49	4
5310-00-550-1130	49	3	5310-00-595-7044	110	11
5310-00-550-1130	50	9	5310-00-595-7237	69	13
5310-00-550-1130	51	12	5310-00-595-7237	98	4
5310-00-550-1130	52	14	5310-00-595-7486	80	6
5310-00-550-1130	53	15	5310-00-596-7691	90	3
5310-00-550-1130	54	6	5310-00-596-7691	91	12
5310-00-550-1130	55	15	5310-00-596-7691	100	5
5310-00-550-1130	70	37	5310-00-596-7691	103	2
5310-00-550-1130	98	9	5310-00-596-7691	113	8
5310-00-550-1130	109	2	5310-00-596-7691	127	3
5310-00-550-1130	114	7	5310-00-596-7691	132	8
5310-00-550-1130	121	2	5340-00-613-7807	9	2
5310-00-550-1130	130	4	5340-00-613-7808	9	3
5310-00-559-0070	46	14	5305-00-614-3423	38	2

Manufacturers Part Number Cross Referenced to Figure and Item Number — Continued

National stock No.	Figure No.	Item No.	National stock No.	Figure No.	Item No.
5310-00-614-3505	29	14	2805-00-678-1378	6	2
5910-00-614-9135	34	36	2805-00-678-1386	7	1
5310-00-615-8886	105	8	5340-00-678-1396	25	18
5930-00-615-9376	110	13	2930-00-678-1397	26	14
5315-00-616-5526	29	16	5340-00-678-1403	18	6
5310-00-616-7998	115	12	5340-00-678-1403	20	14
5310-00-616-7998	116	13	5315-00-678-1405	79	3
5340-00-617-7108	34	35	5315-00-678-1405	80	3
5325-00-623-0928	43	8	5306-00-678-1408	50	19
5325-00-623-0928	44	9	5306-00-678-1412	83	12
9905-00-626-0013	122	8	5340-00-678-1413	1	9
5310-00-627-6128	46	8	5340-00-678-1414	1	7
5310-00-627-6128	65	9	5340-00-678-1417	91	2
5120-00-627-7161	135	4	5340-00-678-1424	5	1
5120-00-627-7181	135	6	5340-00-678-1431	11	6
4730-00-628-3520	112	1	5340-00-678-1431	69	25
4720-00-629-3238	BULK		5340-00-678-1431	70	25
5305-00-633-0785	43	9	2530-00-678-1753	67	2
5305-00-633-0785	44	10	2530-00-678-1753	68	2
5310-00-637-9541	12	12	2530-00-678-1789	65	2
5310-00-637-9541	23	4	2540-00-678-1804	88	6
5310-00-637-9541	25	2	2540-00-678-1805	88	11
5310-00-637-9541	31	3	5330-00-678-1821	6	
5310-00-637-9541	33	14	5330-00-678-1822	5	
5310-00-637-9541	42	13	5330-00-678-1846	27	10
5310-00-637-9541	65	15	3020-00-678-1847	29	20
5310-00-637-9541	75	10	2930-00-678-1849	27	8
5310-00-637-9541	123	3	2920-00-678-1850	31	5
2920-00-640-7230	34	6	5330-00-678-1854	31	1
6620-00-651-9523	27	4	5330-00-678-1855	13	4
5930-00-655-1513	118	25	5330-00-678-1855	22	6
5310-00-655-9538	75	5	3110-00-678-1862	61	15
5310-00-655-9541	60	12	3110-00-678-1862	63	15
5310-00-655-9541	62	11	4730-00-678-1878	69	6
5310-00-655-9542	83	11	4730-00-678-1878	70	6
5360-00-664-4499	34	14	4730-00-678-1879	67	5
5360-00-664-5344	66	8	4730-00-678-1879	68	5
6220-00-669-5623	46	1	4730-00-678-1880	67	11
6220-00-670-7692	44	1	5360-00-678-2963	72	11
6680-00-676-9242	13	2	5360-00-678-2963	82	4
2590-00-678-0769	24	2	2540-00-678-2965	88	5
2930-00-678-0770	28	5	4820-00-678-2969	60	8
4720-00-678-0772	15	18	4820-00-678-2969	62	7
4720-00-678-0772	16	6	2530-00-678-2971	65	1
4720-00-678-0772	22	18	2540-00-678-2977	88	10
2520-00-678-1282	59	4	2540-00-678-2978	83	13
2520-00-678-1283	59	4	2520-00-678-2992	57	3
2530-00-678-1284	64	13	2520-00-678-2993	58	1
2530-00-678-1285	64	12	2540-00-678-2996	83	7
2530-00-678-1301	69	26	2520-00-678-3001	11	2
2530-00-678-1301	70	26	5360-00-678-3007	71	11
5360-00-678-1306	69	20	5360-00-678-3007	82	6
5360-00-678-1306	70	20	2530-00-678-3008	57	2
2540-00-678-1307	102	25	2530-00-678-3008	87	3
2540-00-678-1340	103	1	2530-00-678-3053	64	3
2540-00-678-1342	79	2	2530-00-678-3070	71	19
2540-00-678-1342	80	2	2530-00-678-3075	66	6
2520-00-678-1352	11	3	2530-00-678-3077	69	4
2540-00-678-1353	23	8	2530-00-678-3077	70	4
5360-00-678-1359	11	14	2540-00-678-3082	95	5
5360-00-678-1360	11	1	2540-00-678-3082	129	4
2610-00-678-1363	74	3	2540-00-678-3083	95	1
3020-00-678-1365	3	1	2540-00-678-3083	129	1

Manufacturers Part Number Cross Referenced to Figure and Item Number — Continued

National stock No.	Figure No.	Item No.	National stock No.	Figure No.	Item No.
2540-00-678-3084	129	5	5305-00-696-5305	34	31
2590-00-678-3089	23	5	5930-00-699-9438	38	1
2510-00-678-3094	71	26	5340-00-700-1423	66	1
2510-00-678-3095	71	26	5330-00-700-6868	14	2
4720-00-678-3101	67	26	5330-00-700-6868	106	1
4720-00-678-3101	68	29	4730-00-701-7737	112	10
2530-00-678-3102	67	9	9905-00-702-5692	115	17
2530-00-678-3102	68	9	5305-00-703-8037	31	6
5360-00-678-3105	64	16	5970-00-705-6634	56	15
5360-00-678-3106	24	5	5940-00-705-6709	56	14
2520-00-678-3109	61	12	5120-00-707-6223	135	2
2520-00-678-3109	63	12	5305-00-709-8283	60	1
2530-00-678-3110	71	27	5305-00-709-8283	62	1
2520-00-678-3115	59		5305-00-709-8340	71	14
2530-00-678-3118	71	19	5305-00-709-8423	80	18
2530-00-678-3122	71	27	5305-00-709-8493	73	1
2520-00-678-3123	60	20	5305-00-709-8516	57	8
2520-00-678-3123	62	19	5305-00-709-8516	64	11
5340-00-678-3126	72	17	5305-00-709-8516	80	23
2930-00-678-3234	26	18	5305-00-709-8526	80	19
2930-00-678-3234	29	11	5305-00-709-8540	29	9
2930-00-678-3235	27	9	5305-00-709-8540	131	8
5330-00-678-3236	12	5	5305-00-710-4190	92	9
5330-00-678-3236	18	5	5305-00-710-4193	1	4
5330-00-678-3237	25	10	5305-00-710-4195	62	6
5330-00-678-3238	27	5	5305-00-710-4199	77	6
5330-00-678-3239	25	1	5305-00-710-4200	77	7
5330-00-678-3239	147	12	5305-00-710-4200	80	1
2990-00-678-3240	25	4	5305-00-710-4202	60	9
2990-00-678-3241	25	8	5305-00-710-4204	77	2
2990-00-678-3242	25	12	5305-00-710-4204	79	1
2990-00-678-3243	25	17	5305-00-710-4207	60	6
5340-00-678-3304	1	8	5305-00-710-4208	77	6
5340-00-678-3305	25	5	5305-00-710-4208	80	1
5340-00-678-3306	1	6	2910-00-710-6054	112	8
2940-00-678-4253	15	2	5305-00-716-8165	78	4
4720-00-678-4645	27	2	5305-00-716-8179	78	5
2540-00-678-5362	129	6	5305-00-716-8180	78	5
2530-00-678-6119	66	7	5305-00-716-8182	78	4
2590-00-678-6140	49	1	2990-00-717-6432	147	6
5330-00-678-7281	13	13	5305-00-719-5270	71	21
5330-00-678-7281	20	13	2930-00-720-2677	26	4
2910-00-678-7283			5310-00-720-8208	43	2
9905-00-678-9024	107	4	5310-00-720-8208	44	2
9905-00-678-9025	107	1	5330-00-721-5895	33	6
4720-00-678-9039	BULK		5306-00-721-5944	25	9
4720-00-678-9040	BULK		5306-00-721-5944	96	16
6220-00-678-9045	41	1	5306-00-721-5944	113	7
6220-00-678-9046	42	1	5305-00-724-6768	3	2
5330-00-678-9047	44	11	5305-00-725-2317	29	4
5340-00-682-1518	51	6	5305-00-725-2317	131	3
5325-00-682-1614	55	11	3110-00-727-6901	61	14
5310-00-682-5514	26	15	3110-00-727-6901	63	14
5310-00-685-3194	70	33	5305-00-727-8818	83	17
5310-00-685-3228	64	20	5310-00-728-2044	104	16
6240-00-686-4168	41	3	5330-00-729-6632	35	7
6680-00-688-9965	7	7	5310-00-732-0558	29	12
4720-00-689-6089	15	9	5310-00-732-0558	42	14
5340-00-689-9514	102	24	5310-00-732-0558	131	1
2590-00-693-3452	46	5	5310-00-732-0559	31	4
6620-00-693-4175	42	4	5310-00-732-0559	98	12
6220-00-695-1107	42	2	5310-00-732-0560	78	1
5935-00-695-9077	49	5	5305-00-734-7121	121	10
5935-00-695-9077	110	10	5310-00-735-1043	22	2

Manufacturers Part Number Cross Referenced to Figure and Item Number — Continued

National stock No.	Figure No.	Item No.	National stock No.	Figure No.	Item No.
2540-00-736-8563	116	24	6145-00-772-0853	56	3
2540-00-737-1194	23	11	5935-00-773-1428	56	11
2540-00-737-2262	103	6	5340-00-774-1403	98	6
5365-00-737-3354	69	2	5330-00-774-6553	6	5
5365-00-737-3354	70	2	6220-00-775-2384	44	12
2920-00-738-6272	50	1	5340-00-777-0037	51	14
5355-00-741-1761	58	2	5340-00-777-0037	52	16
6250-00-741-5451	44	8	5310-00-777-0223	69	7
9905-00-752-4649	41	4	5310-00-777-0223	70	8
9905-00-752-4649	42	6	2590-00-777-6762	118	24
9905-00-752-4649	56	2	5905-00-777-8491	118	19
6220-00-752-6020	46	2	5340-00-779-5620	21	11
5340-00-753-3740	85	8	5970-00-781-9861	43	3
5340-00-753-3740	86	8	5970-00-781-9861	44	3
5310-00-753-4160	60	7	5310-00-781-9862	43	6
5310-00-753-4160	62	18	5310-00-781-9862	44	6
5310-00-753-4160	71	12	9390-00-783-8181	BULK	
5315-00-754-0848	65	19	2590-00-785-9090	118	15
5325-00-754-2240	67	10	2590-00-786-0135	109	17
2590-00-754-4114	56	1	4720-00-786-0196	124	1
5305-00-754-4452	113	14	2590-00-786-0197	123	4
5930-00-755-0761	69	8	2540-00-786-0198	123	1
2590-00-759-8038	109	13	2590-00-786-6182	109	9
5340-00-760-7488	9	12	2590-00-786-6182	118	8
5310-00-761-6882	20	3	4720-00-786-9232	BULK	
5310-00-761-6882	21	3	2590-00-788-3008	109	14
5310-00-761-6882	25	26	2590-00-788-3009	116	8
5310-00-761-6882	50	10	6220-00-788-5887	43	1
5310-00-761-6882	51	13	2590-00-788-6262	129	
5310-00-761-6882	52	15	2510-00-789-0067	95	2
5310-00-761-6882	54	5	2510-00-789-0067	129	2
5310-00-761-6882	55	14	2510-00-789-0068	95	4
5310-00-761-6882	56	16	2510-00-789-0068	129	3
5310-00-761-6882	109	4	5945-00-789-3706	40	7
5310-00-761-6882	112	3	6220-00-792-8288	44	12
5310-00-761-6882	115	6	2530-00-792-8639	63	16
5310-00-761-6882	116	16	2530-00-792-8639	72	12
5310-00-761-6882	118	5	2530-00-792-8639	73	9
5310-00-761-6882	120	11	5120-00-795-0152	135	5
5310-00-761-6882	121	3	5310-00-800-0076	110	6
5310-00-761-6882	125	2	7690-00-800-1200	107	3
5310-00-761-6882	126	15	2920-00-800-7218	30	4
5310-00-761-6882	127	13	2590-00-801-2355	39	5
5310-00-761-6882	130	5	5925-00-803-4424	111	5
9905-00-763-7337	118	12	5365-00-803-7301	78	7
5305-00-764-0070	44	13	5935-00-807-4109	41	7
5340-00-764-2334	85	7	5935-00-807-4109	42	8
5340-00-764-2334	86	6	6220-00-808-6072	40	5
5340-00-764-2334	91	11	5340-00-809-1492	51	15
2910-00-765-4349	18	12	5340-00-809-1492	52	17
5310-00-768-0319	41	10	5310-00-809-3078	125	11
5310-00-768-0319	99	3	5310-00-809-4058	32	6
5310-00-768-0319	100	7	5310-00-809-4058	33	12
5310-00-768-0319	114	6	5310-00-809-4058	50	17
5310-00-768-0319	133	3	5310-00-809-4058	68	21
2530-00-769-7462	67	24	5310-00-809-4058	70	38
2530-00-769-7462	68	15	5310-00-809-4058	84	4
2510-00-769-7487	84	8	5310-00-809-4058	88	13
2520-00-769-7608	61	10	5310-00-809-4058	105	16
2520-00-769-7608	63	10	5310-00-809-4058	109	7
5330-00-770-0242	116	23	5310-00-809-4058	112	5
2910-00-770-1643	18	4	5310-00-809-4058	113	11
5930-00-771-8119	48	4	5310-00-809-4058	114	8

Manufacturers Part Number Cross Referenced to Figure and Item Number — Continued

National stock No.	Figure No.	Item No.	National stock No.	Figure No.	Item No.
5310-00-809-4058	115	8	3020-00-832-5661	29	15
5310-00-809-4058	116	3	9905-00-832-5662	107	4
5310-00-809-4058	118	6	9905-00-832-5663	107	1
5310-00-809-4058	121	4	2540-00-832-5664	88	8
5310-00-809-4058	122	17	2540-00-832-5665	88	7
5310-00-809-4058	126	13	9905-00-832-5666	107	1
5310-00-809-4058	127	10	9905-00-832-5667	107	4
5310-00-809-4061	92	4	4730-00-832-5670	12	2
5310-00-809-4085	1	5	4730-00-832-5670	18	3
5310-00-809-4085	69	29	4730-00-832-5670	20	22
5310-00-809-4085	70	28	4730-00-832-5670	21	25
5310-00-809-4085	77	8	4730-00-832-5670	21	34
5310-00-809-4085	80	13	3030-00-832-5671	28	4
5310-00-809-4085	80	20	3030-00-832-5671	131	10
5310-00-809-5997	92	8	5305-00-832-5743	41	19
5310-00-809-5998	29	19	5310-00-832-5799	98	15
5310-00-809-5998	38	2	5340-00-832-6044	90	6
5310-00-809-5998	128	2	2510-00-832-6045	127	21
5310-00-809-8544	111	9	2520-00-832-6046	11	4
5310-00-809-8546	32	2	2520-00-832-6047	60	11
5310-00-809-8546	91	15	2520-00-832-6047	62	10
2920-00-809-9114	51	8	2540-00-832-6049	92	6
9320-00-810-0999	BULK		2540-00-832-6050	106	2
9320-00-810-0999	126	5	2530-00-832-6053	65	
9320-00-810-1001	BULK		2940-00-832-6054	7	6
9390-00-810-4157	BULK		4730-00-832-6057	9	8
2640-00-810-5861	74	5	4730-00-832-6057	9	11
5365-00-812-2035	26	13	5315-00-832-6145	64	7
5315-00-812-3734	116	18	5310-00-832-6185	60	13
6620-00-814-4770	48	2	5310-00-832-6185	62	12
6685-00-814-5271	48	1	5306-00-832-6188	1	1
5315-00-815-5725	89	1	5306-00-832-6190	71	5
2590-00-815-6126	110	8	5310-00-832-6852	38	4
5315-00-816-1794	72	6	5325-00-832-7445	67	7
5315-00-816-1794	73	12	3030-00-833-1297	28	4
4730-00-816-5810	123	6	5340-00-833-8476	47	7
5306-00-816-5991	61	31	5935-00-833-8561	40	3
5305-00-816-8915	29	7	5970-00-833-8562	40	2
6220-00-819-7028	42	3	5310-00-833-8567	41	17
5340-00-819-7036	26	19	5310-00-833-8567	42	7
5340-00-819-7036	29	8	5310-00-833-8567	45	9
5340-00-819-7036	131	6	5310-00-833-8567	46	10
5310-00-821-6269	41	11	5310-00-833-8567	47	9
5310-00-821-6269	68	20	5310-00-833-8567	56	6
5310-00-821-6269	109	8	5310-00-833-8567	70	41
5310-00-821-6269	118	7	5330-00-834-2912	7	5
5310-00-821-6269	120	10	5330-00-834-2912	57	9
5310-00-821-6269	121	6	5330-00-834-2912	60	17
5310-00-821-6269	122	16	5330-00-834-2912	62	15
5310-00-823-8804	91	19	2540-00-835-9039	78	3
5305-00-824-2279	100	3	5325-00-836-8320	105	13
5365-00-827-3262	104	2	5315-00-839-2325	116	19
6210-00-828-3680	110	2	5315-00-839-2326	65	5
5305-00-828-3682	110	9	5315-00-839-5821	64	1
5365-00-832-5650	41	2	5315-00-839-5822	71	15
2540-00-832-5654	50	22	5315-00-839-5822	75	2
2510-00-832-5655	26	8	5305-00-840-6694	86	17
9905-00-832-5656	107	1	5310-00-842-1218	50	16
9905-00-832-5657	107	4	5310-00-842-1490	75	1
3020-00-832-5659	3	1	5310-00-842-1490	128	6
3020-00-832-5659	131	12	5310-00-842-7783	80	7
3020-00-832-5660	28	3	5935-00-846-3884	56	10
3020-00-832-5660	131	11	6220-00-846-9745	44	1

Manufacturers Part Number Cross Referenced to Figure and Item Number — Continued

National stock No.	Figure No.	Item No.	National stock No.	Figure No.	Item No.
4820-00-849-1220	2	4	5305-00-889-3002	116	21
5310-00-850-6884	71	16	5310-00-891-1711	61	32
5310-00-851-2682	2	2	9905-00-893-3570	56	7
5305-00-851-9414	107	2	2540-00-894-1274	92	1
5310-00-853-9335	105	10	5310-00-896-1111	72	5
5340-00-854-6729	54	7	5310-00-896-1111	73	11
5305-00-855-0956	113	9	5975-00-899-4606	114	1
2540-00-857-0781	128		5975-00-899-4606	130	6
2540-00-857-0782	128		5935-00-900-6281	109	15
2590-00-857-1408	111	2	5935-00-900-6281	118	14
2540-00-857-1411	108	2	2920-00-900-7993	132	1
2540-00-857-1411	117	1	5310-00-901-0279	18	11
2590-00-857-1412	111	8	5310-00-901-0279	19	12
2510-00-858-5597	85	4	2590-00-901-8125	118	13
2590-00-861-9989	61	22	2590-00-901-8126	118	11
2590-00-861-9989	63	22	4730-00-901-8657	120	4
5340-00-865-7404	130	2	4730-00-901-8658	120	3
5940-00-867-5245	43	7	9905-00-901-8666	118	1
5940-00-867-5245	44	7	2530-00-901-9685	134	3
2540-00-869-0423	119	3	5310-00-903-3992	25	3
2540-00-869-0424	122	1	2920-00-903-9534	29	21
5315-00-871-3858	89	5	4720-00-905-4454	27	6
5310-00-877-5797	70	42	5310-00-905-4600	61	1
5310-00-877-5797	90	9	5310-00-905-4600	63	1
5310-00-877-5797	91	3	6220-00-906-0159	13	7
5310-00-877-5797	96	9	6220-00-906-0159	43	4
5305-00-879-5904	110	7	6220-00-906-0159	44	4
6220-00-880-1624	45	10	2520-00-907-0660	17	7
6220-00-880-1625	47	11	5325-00-907-0704	88	2
5340-00-880-7497	50	8	5325-00-907-0704	108	3
5310-00-880-7744	121	8	5325-00-907-0704	117	2
5310-00-880-7744	122	13	4730-00-908-3193	16	4
5310-00-880-7744	126	19	4730-00-908-3193	27	1
5310-00-880-7744	127	9	4730-00-908-3193	114	12
5310-00-880-7745	77	4	4730-00-908-3193	141	10
5310-00-880-7745	79	4	4730-00-908-3194	120	1
5310-00-880-7746	6	3	4730-00-908-3195	15	13
5310-00-880-7746	26	5	4730-00-908-3195	16	8
5310-00-880-7746	44	18	4730-00-908-3195	19	25
5310-00-880-7746	94	5	4730-00-908-3195	20	26
2540-00-884-1205	98	10	4730-00-908-3195	21	29
2540-00-884-1205	99	1	4730-00-908-6292	114	4
2920-00-886-8081	33		4730-00-908-6292	115	16
2990-00-886-8082	1		4730-00-908-6292	124	2
2530-00-887-1341	61		2920-00-909-2483	29	17
2530-00-887-1341	63		4730-00-909-8627	15	17
2530-00-887-1342	66		4730-00-909-8627	16	3
2540-00-887-1343	87		4730-00-909-8627	57	4
3040-00-888-0732	104	3	4730-00-909-8627	114	10
5310-00-889-2527	50	28	4730-00-909-8627	115	4
5310-00-889-2527	51	16	4730-00-909-8627	119	5
5310-00-889-2527	52	18	4730-00-909-8627	119	6
5310-00-889-2527	53	18	5306-00-911-5005	25	19
5310-00-889-2527	69	16	2520-00-912-3056	60	3
5310-00-889-2527	70	15	2520-00-912-3056	62	3
5310-00-889-2527	132	3	5310-00-913-3365	29	3
5310-00-889-2528	51	20	5310-00-913-3365	131	2
5310-00-889-2528	52	22	2540-00-916-2095	110	14
5310-00-889-2528	53	21	5340-00-916-6539	91	4
5310-00-889-2528	109	5	2530-00-918-0602	68	14
5310-00-889-2528	116	22	2910-00-921-5618	13	
5310-00-889-2528	118	4	2910-00-921-5618	13	7
5305-00-889-3000	111	11	5340-00-926-5449	50	11
5305-00-889-3002	46	13	5340-00-926-5449	102	19

Manufacturers Part Number Cross Referenced to Figure and Item Number — Continued

National stock No.	Figure No.	Item No.	National stock No.	Figure No.	Item No.
5961-00-927-9393	132	1	5310-00-959-1488	125	9
5365-00-927-9397	83	10	5310-00-959-7600	113	10
2540-00-930-2044	43		5305-00-961-8374	81	3
5330-00-930-2060	18	15	5310-00-971-7989	64	5
5330-00-930-2060	19	18	5310-00-971-7989	98	8
2590-00-930-4085	118	9	5360-00-973-2505	82	2
2590-00-930-4360	23	2	2510-00-973-2506	82	
5310-00-930-8214	73	10	5360-00-973-3187	65	11
5310-00-930-8214	80	11	6680-00-973-4187	134	1
6680-00-933-3599	134	2	5310-00-975-2075	12	13
6680-00-933-3600	36	19	5310-00-975-2075	23	3
2910-00-934-1807	102	8	5310-00-975-2075	115	13
5310-00-934-9747	88	4	5310-00-975-2075	116	9
5310-00-934-9747	108	5	5310-00-975-2075	116	12
5310-00-934-9747	111	4	5310-00-975-2075	123	2
5310-00-934-9747	117	4	2530-00-979-8896	72	14
5310-00-934-9747	118	16	2530-00-979-8897	72	14
5310-00-934-9751	34	18	2530-00-979-8898	72	
5310-00-934-9751	55	6	5310-00-982-4908	71	9
5310-00-934-9751	69	32	5310-00-982-4908	72	4
5310-00-934-9751	70	32	5310-00-982-5012	83	16
5310-00-934-9751	91	13	5310-00-983-8483	34	37
5310-00-934-9751	127	2	5310-00-983-8483	111	12
5310-00-934-9751	133	6	5310-00-984-1259	29	5
5310-00-934-9757	36	2	5310-00-984-1259	131	7
5310-00-934-9757	111	7	5310-00-984-3806	11	12
5310-00-934-9757	116	6	5310-00-984-3806	25	7
5310-00-934-9757	118	20	5310-00-984-3806	25	16
5310-00-934-9757	122	6	5310-00-984-3806	85	15
5310-00-934-9758	19	13	5310-00-984-3806	86	10
5310-00-934-9758	100	6	5310-00-984-3806	96	14
5310-00-935-3607	60	18	5310-00-984-3806	98	13
5310-00-935-3607	62	17	5310-00-984-3806	113	15
5310-00-935-3607	63	27	5310-00-984-3806	127	16
5310-00-935-3607	71	20	5310-00-984-3807	96	4
5310-00-935-3607	73	4	5305-00-984-4984	118	18
5310-00-935-3607	80	22	5305-00-984-4988	110	17
9320-00-935-6184	BULK		5305-00-984-6189	36	15
6685-00-936-2139	36	17	5305-00-984-6191	22	1
6620-00-938-8212	36	18	5305-00-984-6191	46	6
5310-00-939-0783	131	13	5305-00-984-6195	36	22
2530-00-939-7109	123	7	5305-00-984-6195	111	10
2540-00-939-7110	124	6	5305-00-984-6195	118	22
5310-00-943-2141	71	22	5305-00-984-6209	127	19
2990-00-945-9155	25	20	5975-00-984-6582	23	1
2990-00-945-9155	125	12	5975-00-984-6582	54	9
2540-00-945-9191	88	1	5975-00-984-6582	55	10
2540-00-945-9192	95	6	5975-00-984-6582	114	2
2540-00-945-9193	95	7	5975-00-984-6582	130	13
5305-00-954-3487	115	3	5340-00-984-8540	50	13
5305-00-954-3487	119	1	5340-00-984-8540	53	13
5305-00-957-6272	104	1	5340-00-984-8540	130	9
5305-00-958-5251	85	10	5305-00-988-1170	5	2
4730-00-958-6079	18	2	5305-00-988-1721	113	3
4730-00-958-6079	20	23	5305-00-988-1721	122	3
4730-00-958-6079	21	26	5305-00-988-1722	53	14
4730-00-958-6079	27	27	5305-00-988-1723	4	3
5310-00-959-1488	25	15	5305-00-988-1723	36	12
5310-00-959-1488	69	24	5305-00-988-1723	50	7
5310-00-959-1488	70	24	5305-00-988-1723	51	10
5310-00-959-1488	75	6	5305-00-988-1723	52	12
5310-00-959-1488	83	4	5305-00-988-1723	54	13
5310-00-959-1488	93	4	5305-00-988-1723	55	17

Manufacturers Part Number Cross Referenced to Figure and Item Number — Continued

National stock No.	Figure No.	Item No.	National stock No.	Figure No.	Item No.
5305-00-988-1723	63	15	5975-01-010-8919	112	14
5305-00-988-1723	84	6	5975-01-010-8919	112	15
5305-00-988-1723	109	3	5120-01-017-9423	157	5
5305-00-988-1723	121	1	2540-01-020-2173	97	1
5305-00-988-1724	104	5	2540-01-023-2730	105	7
5305-00-988-1724	120	8	5340-01-024-7183	12	7
5305-00-988-1724	127	12	5340-01-024-7183	19	9
5305-00-988-1725	56	13	5340-01-026-0468	91	2
5306-00-988-2560	29	1	5305-01-032-6446	69	11
5305-00-988-3784	88	9	5340-01-033-8541	92	2
5305-00-989-7434	55	9	2910-01-034-5106	21	32
5305-00-989-7434	90	2	2910-01-034-5106	22	3
5305-00-989-7434	90	2	5305-01-036-9690	12	8
5305-00-989-7434	132	7	2590-01-038-2188	81	2
5305-00-989-7435	37	3	5325-01-038-2318	18	5
5305-00-989-7435	90	8	5325-01-038-2318	21	9
5305-00-989-7435	91	5	2540-01-038-8295	88	12
5305-00-989-7435	96	7	2540-01-040-7613	106	
5305-00-990-6444	127	4	5340-01-046-4534	73	5
5305-00-993-1848	91	16	2990-01-047-2487	25	
5305-00-993-2457	133	1	2990-01-047-2487	125	15
5305-00-993-2461	114	9	2510-01-049-2872	84	12
5305-00-993-2463	130	8	2510-01-052-8935	73	3
5305-00-993-2738	128	9	2510-01-052-8936	73	2
2590-00-993-4717	110	1	2510-01-052-8937	73	2
5340-00-993-6207	20	5	2920-01-053-5127	33	7
5340-00-993-6207	21	5	2520-01-054-0803	60	
5340-00-993-6207	51	19	2520-01-054-0803	62	
5340-00-993-6207	52	21	5340-01-056-2110	86	15
5340-00-993-6207	54	14	2530-01-057-5717	61	
5305-00-995-3440	103	3	2530-01-057-5717	63	
5305-00-995-3441	133	4	2530-01-058-7420	66	
5305-00-995-3444	91	21	2920-01-060-0956	35	
5305-00-995-3569	116	11	2510-01-060-7170	73	3
6220-00-998-6142	41	16	2530-01-060-7171	66	
2540-00-999-8862	95	3	2530-01-060-7172	66	
5365-00-999-9097	83	2	9905-01-060-8527	101	4
5310-00-999-9167	83	3	9905-01-060-8528	101	6
5310-00-999-9423	83	1	2530-01-061-7326		
5975-01-010-8919	70	12	2530-01-061-7326	66	
5975-01-010-8919	112	12	2590-01-064-2788	50	

Manufacturers Part Number Cross Referenced to Figure and Item Number — Continued

Part No.	FSCM	Fig. No.	Item No.	Part No.	FSCM	Fig. No.	Item No.
AN936B516	88044	42	16	MS15795-820	96906	29	14
AN936B516	88044	43	16	MS15795-822	96906	131	14
AN936B516	88044	44	16	MS16536-62	96906	87	
BPF-1/2	99017			MS16624-1050	96906	78	7
CMDX2-3PT573036	81348	51	15	MS16626-1062	96906	11	15
C0011110CA	35510	131	1	MS20365-428C	96906	88	15
C2TZ7517A	23040	11	9	MS20392-1C7	96906	116	18
C46-71	79960	12	8	MS20913-1S	96906	4	2
GGGC95	81348	135	7	MS20913-1S	96906	15	20
G2436164	34623	80	17	MS20913-1S	96906	18	13
IAU52	19728	34	42	MS20913-1S	96906	19	19
IGT70	19728	34	14	MS20913-1S	96906	123	5
JJB185	81348	92	1	MS20913-3S	96906	2	6
MILH13444TYPE1	81349	BULK		MS21044N3	96906	70	42
MS15001-1	96906	59	2	MS21044N3	96906	90	9
MS15001-1	96906	61	6	MS21044N3	96906	91	3
MS15001-1	96906	63	6	MS21044N3	96906	96	9
MS15001-1	96906	78	6	MS21044N7	96906	29	6

Manufacturers Part Number Cross Referenced to Figure and Item Number — Continued

Part No.	FSCM	Fig. No.	Item No.	Part No.	FSCM	Fig. No.	Item No.
MS21044N7	96906	77	9	MS24665-353	96906	75	2
MS21044N7	96906	80	12	MS24665-355	96906	80	8
MS21044N7	96906	92	7	MS24665-362	96906	113	5
MS21044N7	96906	131	5	MS25017-20	96906	110	4
MS21045-12	96906	83	16	MS25231-1873	96906	40	6
MS21045-6	96906	71	9	MS25231-313	96906	110	3
MS21045-6	96906	72	4	MS27147-1	96906	109	15
MS21045-8	96906	83	8	MS27147-1	96906	118	14
MS21083N12	96906	131	13	MS27148-2	96906	56	5
MS21318-29	96906	89	4	MS27183-10	96906	32	6
MS21333-100	96906	52	17	MS27183-10	96906	33	12
MS21333-101	96906	102	15	MS27183-10	96906	50	17
MS21333-102	96906	50	13	MS27183-10	96906	68	21
MS21333-102	96906	53	13	MS27183-10	96906	70	38
MS21333-102	96906	130	9	MS27183-10	96906	84	4
MS21333-103	96906	54	7	MS27183-10	96906	88	13
MS21333-104	96906	51	11	MS27183-10	96906	105	16
MS21333-104	96906	52	13	MS27183-10	96906	109	7
MS21333-111	96906	109	18	MS27183-10	96906	112	5
MS21333-122	96906	47	7	MS27183-10	96906	113	11
MS21333-35	96906	68	32	MS27183-10	96906	114	8
MS21333-4	96906	19	8	MS27183-10	96906	115	8
MS21333-6	96906	21	11	MS27183-10	96906	116	3
MS21333-70	96906	102	24	MS27183-10	96906	118	6
MS21333-71	96906	55	8	MS27183-10	96906	121	4
MS21333-96	96906	51	18	MS27183-10	96906	122	17
MS21333-96	96906	52	20	MS27183-10	96906	126	13
MS21333-96	96906	53	16	MS27183-10	96906	127	10
MS21333-97	96906	115	15	MS27183-11	96906	125	11
MS21333-99	96906	20	5	MS27183-12	96906	14	3
MS21333-99	96906	21	5	MS27183-12	96906	25	6
MS21333-99	96906	51	19	MS27183-12	96906	94	7
MS21333-99	96906	52	21	MS27183-12	96906	105	9
MS21333-99	96906	54	14	MS27183-12	96906	106	3
MS21334-28	96906	50	11	MS27183-12	96906	124	7
MS21334-28	96906	102	19	MS27183-12	96906	126	17
MS24532-2	81349	36	3	MS27183-12	96906	127	14
MS24541-2	96906	36	18	MS27183-13	96906	26	7
MS24617-30	96906	107	2	MS27183-13	96906	84	10
MS24621-28	96906	110	18	MS27183-13	96906	96	15
MS24621-29	96906			MS27183-13	96906	132	5
MS24621-33	96906	86	20	MS27183-14	96906	12	11
MS24622-15	96906	115	18	MS27183-14	96906	64	2
MS24622-29	96906	115	10	MS27183-14	96906	69	23
MS24622-3	96906	115	14	MS27183-14	96906	70	23
MS24622-30	96906	113	14	MS27183-15	96906	92	4
MS24622-42	96906	115	1	MS27183-16	96906	1	5
MS24622-42	96906	119	2	MS27183-16	96906	69	29
MS24622-8	96906	118	2	MS27183-16	96906	70	28
MS24622-8	96906	122	9	MS27183-16	96906	77	8
MS24629-22	96906	116	11	MS27183-16	96906	80	13
MS24629-47	96906	113	9	MS27183-16	96906	80	20
MS24629-57	96906	127	15	MS27183-17	96906	92	8
MS24629-57	96906	128	13	MS27183-18	96906	29	19
MS24665-132	96906	116	19	MS27183-18	96906	38	2
MS24665-281	96906	65	5	MS27183-18	96906	128	2
MS24665-285	96906	72	6	MS27183-5	96906	34	37
MS24665-285	96906	73	12	MS27183-5	96906	111	12
MS24665-287	96906	61	24	MS27183-7	96906	111	9
MS24665-287	96906	63	24	MS27183-8	96906	32	2
MS24665-287	96906	128	5	MS27183-8	96906	91	15
MS24665-349	96906	65	4	MS27183-9	96906	91	19
MS24665-351	96906	64	1	MS28775-215	96906	33	9
MS24665-353	96906	71	15	MS28775-217	96906	33	8

Manufacturers Part Number Cross Referenced to Figure and Item Number — Continued

Part No.	FSCM	Fig. No.	Item No.	Part No.	FSCM	Fig. No.	Item No.
MS28775-244	96906	35	7	MS35266-80	96906	100	3
MS29513-113	96906	34	2	MS35333-37	96906	111	3
MS29513-114	96906	34	28	MS35333-37	96906	118	17
MS29523-1	96906	7	3	MS35333-38	96906	46	14
MS29523-1	96906	26	3	MS35333-38	96906	111	6
MS3367-1-0	96906	23	1	MS35333-38	96906	118	21
MS3367-1-0	96906	54	9	MS35333-38	96906	122	5
MS3367-1-0	96906	114	2	MS35333-39	96906	37	2
MS3367-1-0	96906	130	13	MS35333-39	96906	55	7
MS3367-1-0	96906	55	10	MS35333-39	96906	133	5
MS3367-2-0	96906	114	1	MS35333-40	96906	36	11
MS3367-2-0	96906	130	6	MS35333-40	96906	49	3
MS35058-21	96906	118	25	MS35333-40	96906	50	9
MS35059-21	96906	110	13	MS35333-40	96906	51	12
MS35190-269	96906	104	1	MS35333-40	96906	52	14
MS35190-271	96906	115	3	MS35333-40	96906	53	15
MS35190-271	96906	119	1	MS35333-40	96906	54	6
MS35190-303	96906	85	10	MS35333-40	96906	55	15
MS35191-289	96906	88	9	MS35333-40	96906	70	37
MS35206-227	96906	118	18	MS35333-40	96906	98	9
MS35206-228	96906	110	17	MS35333-40	96906	109	2
MS35206-230	96906	111	11	MS35333-40	96906	114	7
MS35206-241	96906	36	15	MS35333-40	96906	121	2
MS35206-242	96906	46	13	MS35333-40	96906	130	4
MS35206-242	96906	116	21	MS35333-41	96906	14	4
MS35206-243	96906	22	1	MS35333-41	96906	70	10
MS35206-243	96906	46	6	MS35333-41	96906	106	4
MS35206-247	96906	36	22	MS35333-41	96906	121	7
MS35206-247	96906	111	10	MS35333-41	96906	122	11
MS35206-247	96906	118	22	MS35333-41	96906	122	12
MS35206-262	96906	127	19	MS35333-42	96906	69	13
MS35206-277	96906	113	3	MS35333-42	96906	98	4
MS35206-277	96906	122	3	MS35333-43	96906	64	20
MS35206-278	96906	53	14	MS35333-44	96906	38	5
MS35206-279	96906	4	3	MS35334-19	96906	41	11
MS35206-279	96906	36	12	MS35334-19	96906	68	20
MS35206-279	96906	50	7	MS35334-19	96906	109	8
MS35206-279	96906	51	10	MS35334-19	96906	118	7
MS35206-279	96906	52	12	MS35334-19	96906	120	10
MS35206-279	96906	54	13	MS35334-19	96906	121	6
MS35206-279	96906	55	17	MS35334-19	96906	122	16
MS35206-279	96906	63	15	MS35334-21	96906	115	12
MS35206-279	96906	84	6	MS35334-21	96906	116	13
MS35206-279	96906	109	3	MS35334-23	96906	70	33
MS35206-279	96906	121	1	MS35335-30	96906	108	4
MS35206-280	96906	104	5	MS35335-30	96906	117	3
MS35206-280	96906	120	8	MS35335-32	96906	90	3
MS35206-280	96906	127	12	MS35335-32	96906	91	12
MS35206-281	96906	56	13	MS35335-32	96906	100	5
MS35206-284	96906	5	2	MS35335-32	96906	103	2
MS35207-261	96906	127	4	MS35335-32	96906	113	8
MS35207-263	96906	55	9	MS35335-32	96906	127	3
MS35207-263	96906	90	2	MS35335-32	96906	132	8
MS35207-263	96906	90	2	MS35335-33	96906	4	4
MS35207-263	96906	132	7	MS35335-33	96906	40	10
MS35207-265	96906	91	16	MS35335-33	96906	53	12
MS35207-266	96906	91	21	MS35335-33	96906	56	12
MS35207-269	96906	133	4	MS35335-33	96906	67	15
MS35207-270	96906	103	3	MS35335-33	96906	68	16
MS35207-279	96906	130	8	MS35335-33	96906	104	4
MS35207-280	96906	128	9	MS35335-33	96906	113	4
MS35207-281	96906	114	9	MS35335-33	96906	122	4
MS35207-284	96906	133	1	MS35335-33	96906	125	1
MS35265-43	96906	38	2	MS35335-33	96906	133	2

Manufacturers Part Number Cross Referenced to Figure and Item Number — Continued

Part No.	FSCM	Fig. No.	Item No.	Part No.	FSCM	Fig. No.	Item No.
MS35335-34	96906	50	26	MS35489-19	96906	130	12
MS35335-34	96906	69	17	MS35489-20	96906	52	1
MS35335-34	96906	70	16	MS35489-20	96906	53	1
MS35335-35	96906	65	9	MS35489-23	96906	120	6
MS35338-25	96906	21	4	MS35489-23	96906	134	4
MS35338-38	96906	116	5	MS35490-11	96906	67	10
MS35338-41	96906	34	38	MS35490-17	96906	109	11
MS35338-41	96906	88	3	MS35490-17	96906	118	10
MS35338-42	96906	38	3	MS35490-8	96906	55	11
MS35338-43	96906	34	19	MS35490-9	96906	105	13
MS35338-43	96906	91	20	MS35649-202	96906	19	13
MS35338-43	96906	127	18	MS35649-202	96906	100	6
MS35338-44	96906	20	4	MS35649-262	96906	88	4
MS35338-44	96906	25	25	MS35649-262	96906	108	5
MS35338-44	96906	50	14	MS35649-262	96906	111	4
MS35338-44	96906	67	22	MS35649-262	96906	117	4
MS35338-44	96906	68	25	MS35649-262	96906	118	16
MS35338-44	96906	84	7	MS35649-282	96906	36	2
MS35338-44	96906	99	4	MS35649-282	96906	111	7
MS35338-44	96906	100	8	MS35649-282	96906	116	6
MS35338-44	96906	105	3	MS35649-282	96906	118	20
MS35338-44	96906	112	4	MS35649-282	96906	122	6
MS35338-44	96906	113	2	MS35650-302	96906	34	18
MS35338-44	96906	115	7	MS35650-302	96906	55	6
MS35338-44	96906	116	2	MS35650-302	96906	69	32
MS35338-44	96906	127	11	MS35650-302	96906	70	32
MS35338-44	96906	128	8	MS35650-302	96906	91	13
MS35338-45	96906	59	6	MS35650-302	96906	127	2
MS35338-45	96906	61	2	MS35650-302	96906	133	6
MS35338-45	96906	63	2	MS35691-13	96906	105	10
MS35338-45	96906	94	4	MS35691-17	96906	2	2
MS35338-45	96906	126	18	MS35691-21	96906	12	13
MS35338-45	96906	127	8	MS35691-21	96906	23	3
MS35338-45	96906	132	4	MS35691-21	96906	115	13
MS35338-46	96906	12	12	MS35691-21	96906	116	9
MS35338-46	96906	23	4	MS35691-21	96906	116	12
MS35338-46	96906	25	2	MS35691-21	96906	123	2
MS35338-46	96906	31	3	MS35691-25	96906	61	32
MS35338-46	96906	33	14	MS35691-5	96906	64	5
MS35338-46	96906	42	13	MS35691-5	96906	98	8
MS35338-46	96906	65	15	MS35692-1	96906	50	16
MS35338-46	96906	75	10	MS35692-30	96906	72	5
MS35338-46	96906	123	3	MS35692-30	96906	73	11
MS35338-47	96906	1	2	MS35692-37	96906	75	1
MS35338-47	96906	60	2	MS35692-37	96906	128	6
MS35338-47	96906	61	27	MS35692-45	96906	71	16
MS35338-47	96906	62	2	MS35692-53	96906	80	7
MS35338-47	96906	77	3	MS35751-41	96906	25	9
MS35338-47	96906	79	5	MS35751-41	96906	96	16
MS35338-48	96906	71	23	MS35751-41	96906	113	7
MS35338-48	96906	78	2	MS35751-42	96906	25	19
MS35338-48	96906	128	4	MS35751-44	96906	26	12
MS35392-8	96906	74	4	MS35756-17	96906	153	17
MS35482-13	96906	57	4	MS35756-8	96906	29	16
MS35489-10	96906	19	1	MS35764-1032	96906	83	6
MS35489-10	96906	68	7	MS35764-1048	96906	61	31
MS35489-10	96906	116	15	MS35769-18	96906	7	5
MS35489-14	96906	105	14	MS35769-18	96906	57	9
MS35489-14	96906	130	7	MS35769-18	96906	60	17
MS35489-16	96906	51	1	MS35769-18	96906	62	15
MS35489-19	96906	50	5	MS35782-5	96906	2	4
MS35489-19	96906	53	8	MS35810-3	96906	65	19
MS35489-19	96906	54	1	MS35842-10	96906	15	13
MS35489-19	96906	55	1	MS35842-10	96906	16	8

Manufacturers Part Number Cross Referenced to Figure and Item Number — Continued

Part No.	FSCM	Fig. No.	Item No.	Part No.	FSCM	Fig. No.	Item No.
MS35842-10	96906	19	25	MS51858-10	96906	100	2
MS35842-10	96906	20	26	MS51861-65C	96906	121	10
MS35842-10	96906	21	29	MS51922-1	96906	84	5
MS35842-11	96906	120	1	MS51922-1	96906	116	17
MS35842-12	96906	16	4	MS51922-13	96906	96	4
MS35842-12	96906	27	1	MS51922-17	96906	92	5
MS35842-12	96906	114	12	MS51922-21	96906	25	15
MS35842-12	96906	141	10	MS51922-21	96906	69	24
MS35842-13	96906	15	17	MS51922-21	96906	70	24
MS35842-13	96906	16	3	MS51922-21	96906	75	6
MS35842-13	96906	114	10	MS51922-21	96906	83	4
MS35842-13	96906	115	4	MS51922-21	96906	93	4
MS35842-13	96906	119	5	MS51922-21	96906	125	9
MS35842-13	96906	119	6	MS51922-29	96906	83	15
MS35842-14	96906	114	4	MS51922-5	96906	113	10
MS35842-14	96906	115	16	MS51922-9	96906	11	12
MS35842-14	96906	124	2	MS51922-9	96906	25	7
MS35844-5	96906	7	4	MS51922-9	96906	25	16
MS35844-5	96906	57	10	MS51922-9	96906	85	15
MS35844-5	96906	60	16	MS51922-9	96906	86	10
MS35844-5	96906	62	14	MS51922-9	96906	96	14
MS35909-2	96906	33	5	MS51922-9	96906	98	13
MS35910-2	96906	33	6	MS51922-9	96906	113	15
MS39020-1	96906	41	4	MS51922-9	96906	127	16
MS39020-1	96906	42	6	MS51928-10	96906	52	8
MS39020-1	96906	56	2	MS51928-10	96906	52	11
MS39020-3	96906	56	7	MS51928-10	96906	53	6
MS39021-2	96906	134	2	MS51928-3	96906	54	2
MS39062-2	81349	111	5	MS51928-3	96906	55	2
MS39169-12	96906	112	9	MS51928-3	96906	68	11
MS39171-2	96906	112	1	MS51928-5	96906	53	10
MS39176-2	96906	112	11	MS51928-8	96906	52	7
MS39177-2	96906	112	10	MS51928-8	96906	54	4
MS45904-60	96906	40	11	MS51928-8	96906	55	4
MS45904-68	96906	51	20	MS51937-8	96906	2	1
MS45904-68	96906	52	22	MS51939-1	96906	85	7
MS45904-68	96906	53	21	MS51939-1	96906	86	6
MS45904-68	96906	109	5	MS51939-1	96906	91	11
MS45904-68	96906	116	22	MS51939-2	96906	91	4
MS45904-68	96906	118	4	MS51941-5	96906	127	22
MS45904-72	96906	50	28	MS51959-46	96906	44	13
MS45904-72	96906	51	16	MS51967-2	96906	20	3
MS45904-72	96906	52	18	MS51967-2	96906	21	3
MS45904-72	96906	53	18	MS51967-2	96906	25	26
MS45904-72	96906	69	16	MS51967-2	96906	50	10
MS45904-72	96906	70	15	MS51967-2	96906	51	13
MS45904-72	96906	132	3	MS51967-2	96906	52	15
MS45904-73	96906	104	16	MS51967-2	96906	54	5
MS45904-74	96906	18	11	MS51967-2	96906	55	14
MS45904-74	96906	19	12	MS51967-2	96906	56	16
MS45904-76	96906	42	11	MS51967-2	96906	109	4
MS45904-76	96906	45	6	MS51967-2	96906	112	3
MS45904-76	96906	47	6	MS51967-2	96906	115	6
MS49005-10	96906	2	5	MS51967-2	96906	116	16
MS49005-2	96906	70	9	MS51967-2	96906	118	5
MS51065-33-2	96906	28	4	MS51967-2	96906	120	11
MS51074-1	96906	49	1	MS51967-2	96906	121	3
MS51085-1	96906	112	2	MS51967-2	96906	125	2
MS51106-451	96906	80	4	MS51967-2	96906	126	15
MS51321-1	96906	112	8	MS51967-2	96906	127	13
MS51335-2	96906	78	3	MS51967-2	96906	130	5
MS51375-1	96906	74	6	MS51967-5	96906	121	8
MS51377-1	96906	74	5	MS51967-5	96906	122	13
MS51849-32	96906	34	39	MS51967-5	96906	126	19

Manufacturers Part Number Cross Referenced to Figure and Item Number — Continued

Part No.	FSCM	Fig. No.	Item No.	Part No.	FSCM	Fig. No.	Item No.
MS51967-5	96906	127	9	MS90725-32	96906	127	7
MS51967-8	96906	29	12	MS90725-33	96906	85	18
MS51967-8	96906	42	14	MS90725-33	96906	86	11
MS51967-8	96906	131	1	MS90725-34	96906	126	21
MS51968-11	96906	77	4	MS90725-35	96906	86	12
MS51968-11	96906	79	4	MS90725-35	96906	98	1
MS51968-14	96906	78	1	MS90725-36	96906	124	4
MS51968-15	96906	71	22	MS90725-38	96906	14	5
MS51968-2	96906	41	10	MS90725-38	96906	70	17
MS51968-2	96906	99	3	MS90725-38	96906	106	5
MS51968-2	96906	100	7	MS90725-39	96906	27	7
MS51968-2	96906	114	6	MS90725-4	96906	40	9
MS51968-2	96906	133	3	MS90725-4	96906	53	11
MS51968-5	96906	6	3	MS90725-4	96906	116	1
MS51968-5	96906	26	5	MS90725-42	96906	104	15
MS51968-5	96906	44	18	MS90725-45	96906	70	11
MS51968-5	96906	94	5	MS90725-5	96906	68	18
MS51968-6	96906	61	1	MS90725-5	96906	70	36
MS51968-6	96906	63	1	MS90725-5	96906	105	4
MS51968-8	96906	31	4	MS90725-5	96906	112	13
MS51968-8	96906	98	12	MS90725-5	96906	113	1
MS51970-3	96906	25	3	MS90725-5	96906	116	14
MS51988-10	96906	60	18	MS90725-5	96906	122	15
MS51988-10	96906	62	17	MS90725-5	96906	126	12
MS51988-10	96906	63	27	MS90725-5	96906	130	3
MS51988-10	96906	71	20	MS90725-57	96906	45	7
MS51988-10	96906	73	4	MS90725-57	96906	46	9
MS51988-10	96906	80	22	MS90725-57	96906	47	8
MS51988-12	96906	71	13	MS90725-59	96906	65	14
MS51988-3	96906	97	5	MS90725-6	96906	52	8
MS51988-5	96906	124	5	MS90725-6	96906	52	23
MS51988-5	96906	125	3	MS90725-6	96906	81	4
MS51988-7	96906	73	10	MS90725-6	96906	84	2
MS51988-7	96906	80	11	MS90725-6	96906	104	12
MS53048-9	96906	103	5	MS90725-6	96906	113	12
MS53049-1	96906	103	4	MS90725-6	96906	121	5
MS53069-1	96906	74	1	MS90725-60	96906	65	10
MS53069-1	96906	81	1	MS90725-61	96906	33	13
MS75004-1	96906	50	3	MS90725-61	96906	80	9
MS75021-2	96906	56	10	MS90725-62	96906	75	9
MS9025-20	96906	130	2	MS90725-8	96906	33	10
MS90707-4025	96906	104	2	MS90725-8	96906	118	3
MS90725-1	96906	121	11	MS90725-87	96906	61	33
MS90725-10	96906	109	6	MS90725-89	96906	77	6
MS90725-108	96906	26	20	MS90725-9	96906	112	7
MS90725-11	96906	116	4	MS90725-95	96906	77	6
MS90725-29	96906	122	10	MS90726-101	96906	60	6
MS90725-29	96906	132	2	MS90726-103	96906	77	6
MS90725-3	96906			MS90726-103	96906	80	1
MS90725-3	96906	21	12	MS90726-117	96906	78	4
MS90725-3	96906	21	12	MS90726-119	96906	78	5
MS90725-3	96906	54	8	MS90726-120	96906	78	5
MS90725-3	96906	115	9	MS90726-121	96906	78	5
MS90725-3	96906	116	20	MS90726-127	96906	78	4
MS90725-31	96906	30	5	MS90726-135	96906	3	2
MS90725-31	96906	70	19	MS90726-190	96906	83	17
MS90725-31	96906	121	9	MS90726-27	96906	43	15
MS90725-31	96906	122	14	MS90726-29	96906	42	17
MS90725-31	96906	132	6	MS90726-29	96906	44	16
MS90725-32	96906	11	10	MS90726-29	96906	50	25
MS90725-32	96906	85	17	MS90726-33	96906	18	10
MS90725-32	96906	124	3	MS90726-33	96906	19	11
MS90725-32	96906	125	10	MS90726-34	96906	28	1
MS90725-32	96906	126	16				

Manufacturers Part Number Cross Referenced to Figure and Item Number — Continued

Part No.	FSCM	Fig. No.	Item No.	Part No.	FSCM	Fig. No.	Item No.
MS90726-34	96906	94	1	10884971	19207	119	4
MS90726-37	96906	59	5	10884982	19207	29	3
MS90726-38	96906	69	18	10884982	19207	131	2
MS90726-4	96906	67	21	10884984	19207	8	3
MS90726-4	96906	68	24	10884988	19207	1	1
MS90726-5	96906	32	4	10884989	19207	25	11
MS90726-5	96906	39	1	10884989	19207	113	6
MS90726-5	96906	68	22	10884990	19207	25	16
MS90726-5	96906	133	10	10884990	19207	113	16
MS90726-59	96906	25	13	10885003	19207	126	10
MS90726-59	96906	125	7	10885004	19207	127	24
MS90726-6	96906	88	14	10885005	19207	127	23
MS90726-62	96906	25	21	10885006	19207	127	17
MS90726-62	96906	98	7	10885007	19207	127	17
MS90726-62	96906	125	13	10885008	19207	148	10
MS90726-64	96906	93	5	10885009	19207	126	7
MS90726-64	96906	98	3	10885011	19207	126	1
MS90726-69	96906	69	12	10885012	19207	148	9
MS90726-69	96906	75	3	10885014	19207	126	11
MS90726-8	96906	64	4	10885015-1	19207	114	5
MS90726-85	96906	92	9	10885028	19207	84	13
MS90726-88	96906	1	4	10885047	19207	61	22
MS90726-90	96906	62	6	10885047	19207	63	22
MS90726-93	96906	77	6	10885048	19204	61	23
MS90726-94	96906	77	7	10885048	19204	63	23
MS90726-94	96906	80	1	10885102	19207	29	2
MS90726-96	96906	60	9	10885110	19207	29	5
MS90726-98	96906	77	2	10885110	19207	131	7
MS90726-98	96906	79	1	10885111	19207	29	10
MS90727-123	96906	71	21	10885112	19207	63	26
MS90727-66	96906	71	8	10885113	19207	63	16
MS90727-69	96906	72	9	10885113	19207	72	12
MS90727-71	96906	72	1	10885113	19207	73	9
MS90727-84	96906	60	1	10885150	19207	83	14
MS90727-84	96906	62	1	10885154	19207	49	7
MS90727-86	96906	57	8	10885159	19207	72	2
MS90727-86	96906	64	11	10885160	19207	72	2
MS90727-86	96906	80	23	10885161	19207	72	3
MS90727-90	96906	29	9	10885162	19207	72	3
MS90727-90	96906	131	8	10885163	19207	72	15
MS90727-92	96906	80	19	10885163	19207	73	5
MS90727-95	96906	73	1	10885166	19207	72	10
MS90727-97	96906	80	18	10885166	19207	73	15
MS90727-99	96906	71	14	10885167	19207	72	7
MS90728-5	96906	67	16	10885168	19207	72	8
MS90728-5	96906	68	17	10885503	19207	69	31
MS90728-64	96906	29	4	10885504	19207	69	3
MS90728-64	96906	131	3	10885508	19207	69	14
MS9160-14	96906	76	1	10885508	19207	70	13
MS9379-2	96906	12	7	10885510	19207	69	30
MS9379-2	96906	19	9	10885510	19207	70	29
M13516-1-1	81349	36	21	10885511	19207	69	10
M13516-1-1	81349	118	23	10885514	19207	11	5
NOREF	33333	74	7	10885517	19207	70	14
SM1804	03477	9	5	10885517	19207	69	15
X3859	19728	34	24	10885518	19207	69	28
10874979	19207	48	4	10885518	19207	70	27
10882088	19207	40	8	10885522	18876	26	19
10882088	19207	52	3	10885522	18876	29	8
10882088	19207	53	22	10885522	18876	131	6
10884934	19207	124	1	10885524	19207	29	7
10884943	19207	111	2	10885540	19207	57	5
10884969-1	19207	114	11	10885540	19207	64	8
10884970	19207	130	8	10885549	19207	89	1

Manufacturers Part Number Cross Referenced to Figure and Item Number—Continued

Part No.	FSCM	Fig. No.	Item No.	Part No.	FSCM	Fig. No.	Item No.
10885551	19207	112	6	10944427	19207	91	9
10885561	19207	108	2	10945121-1	19207	91	14
10885561	19207	117	1	10945121-2	19207	91	10
10885570	19207	60	14	10947439	19207	132	1
10885570	19207	62	13	10947517-1	19207	131	4
10886344-3	19207	19	27	10950772	19207	60	3
10920608	19207	116	24	10950772	19207	62	3
10921812	19207	111	8	10950775	19207	115	17
10921819	19207	72	14	10950776	19207	85	4
10921821	19207	108	1	10950781	19207	129	
10921829	19207	128	15	10950782	19207	13	10
10921830	19207	128	1	10950783	19207	13	12
10921833	19207	128	3	10950785	19207	13	14
10921834	19207	128	14	10950786	19207	92	3
10921841	19207	128	7	10950807	19207	134	3
10921842	19207	72	14	10950808	19207	29	21
10921848	19207	128	12	10950816	19207	98	10
10921849	19207	128	11	10950816	19207	99	1
10921860	19207	74	2	10950818	19207	98	15
10921883	19207	82		10950821	19207	107	1
10921884	19207	82	3	10950822	19207	107	4
10921885	19207	82	1	10950831	19207	29	2
10921886	19207	82	2	10950833-2	19207	50	32
10921887	19207	26	1	10950839	19207	127	20
10921892	19207	18	2	10950842	19207	102	14
10921892	19207	20	23	10950854	19207	123	7
10921892	19207	21	26	10950856-1	19207	71	24
10921892	19207	27	27	10950856-2	19207	71	24
10921893	19207	29	1	10950856-3	19207	71	24
10921895	19207	65	11	10950857	19207	83	10
10921897	19207	65	8	10950858-1	19207	83	3
10921898	19207	49	6	10950858-2	19207	83	1
10921905-1	19207	88	2	10950859	19207	83	2
10921905-1	19207	108	3	10950861	19207	98	11
10921905-1	19207	117	2	10950870	19207	93	2
10921906	19207	102	23	10950883	19207	94	10
10921908	19207	11	13	10950884	19207	94	3
10929868	19207	29	17	10950885	19207	94	9
10930164	19207	81	5	10950886	19207	94	8
10936812	19207	124	6	10950887	19207	94	6
10936838	19207	88	8	10950888	19207	94	2
10936840	19207	88	7	10950889	19207	94	11
10936870	19207	107	1	10950890-1	19207	90	4
10936882	19207	107	4	10950890-2	19207	91	17
10939501	19207	128	10	10950891-2	19207	91	17
10939502	19207	128	10	10950891-3	19207	90	10
10939509	19207	80	5	10950891-3	19207	91	18
10939513	19207	67	18	10950950	19207	90	5
10939520	18876	133	9	10950978-10	19207	119	6
10939535	19207	109	13	10950980	19207	51	7
10939547	19207	127	21	10950980	19207	51	7
10939551-1	19207	116	10	10950981	19207	54	10
10939551-2	19207	115	11	10950982	19207	7	7
10939563-7	19207	120	7	10950984	19207	13	
10939563-8	19207	120	5	10950985	19207	107	3
10939569	19207	114	3	10950992	19207	51	9
10939570	19207	115	2	10950992	19207	52	10
10939572	19207	119	3	10950992	19207	53	9
10939573	19207	118	1	11588723-2	19207	BULK	
10939576	19207	113	13	11598841	19207	96	13
10939581	19207	17	7	11598847	19207	90	6
10939599	19207	119	8	11598849	19207	88	1
10942521	19207	50	1	11598850	19207	95	3

Manufacturers Part Number Cross Referenced to Figure and Item Number — Continued

Part No.	FSCM	Fig. No.	Item No.	Part No.	FSCM	Fig. No.	Item No.
11598859	19207	96	1	11630414	19207	117	1
11598866	19207	96	11	11630417	19207	7	6
11598875-1	19207	96	6	11630418	19207	26	8
11598875-2	19207	96	3	11630420	19207	25	24
11598880	19207	25	20	11630420	19207	125	5
11598880	19207	125	12	11630437-1	19207	129	6
11598906	19207	95	7	11630437-2	19207	129	5
11598910	19207	95	6	11630456	19207	97	1
11598911	19207	96	12	11630463-3	19207	91	7
11598914-1	19207	96	10	11630485	19207	67	20
11598914-2	19207	96	10	11630490-3	19207	90	10
11598915	19207	96	8	11630490-3	19207	108	18
11598921	19207	107	1	11630491-1	19207	90	4
11598922	19207	107	4	11630491-2	19207	108	17
11598925	19207	43	11	11630492	19207	90	7
11598926	19207	43	10	11630493	19207	108	9
11598927	19207	43	12	11630494-1	19207	91	14
11598930	19207	15	1	11630494-2	19207	91	10
11598930	19207	16	1	11630497	19207	1	10
11598950	19207	88	12	11630498	19207	1	3
11598951-1	19207	72	13	11630502	19207	95	5
11598951-2	19207	72	13	11630502	19207	129	4
11598960	19207	65	17	11630506	19207	95	1
11598966	19207	90	7	11630514	19207	67	4
11598973	19207	65	18	11630515	19207	67	27
11598976	19207	67	7	11630515	19207	68	30
11598979	19207	102	4	11630516	19207	67	3
11598980	19207	102	7	11630516	19207	68	3
11598981	19207	85	1	11630520	19207	52	9
11598999-1	19207	96	5	11630528	19207	40	4
11598999-2	19207	96	5	11630530	19207	95	3
11599000	19207	96	17	11630559	19207	95	6
11599001	19207	54	11	11630560	19207	95	7
11599001	19207	55	13	11630566	19207	88	1
11599001-1	19207	55	5	11630570	19207	85	8
11599002	19207	54	3	11630570	19207	86	8
11599002	19207	55	3	11630577	19207	91	2
11599015	19207	106	2	11630578	19207	91	1
11599020-1	19207	28	4	11630579-1	19207	92	2
11599020-1	19207	131	10	11630579-2	19207	92	6
11599021	19207	28	3	11630581	19207	133	8
11599021	19207	131	11	11630582-1	19207	50	30
11599022	19207	3	1	11630582-2	19207	50	29
11599022	19207	131	12	11630591	19207	8	5
11601150	19207	13	9	11630595	19207	74	1
11601291	19207	13	8	11630595	19207	81	1
11601292	19207	13	11	11630596	19207	61	25
11605388	19207	36	8	11630596	19207	63	25
11613407-1	19207	29	18	11630599	19207	76	2
11613407-2	19207	29	13	11631857	19207	30	4
11613631	19207	40	7	11639519-1	19207	45	2
11613632-1	19207	40	5	11639519-2	19207	47	2
11613665	19207	23	10	11639535	19207	47	1
11613715	19207	21	15	11639546	19207	45	1
11613716	19207	21	14	11639583	19207	24	2
11613717	19207	21	13	11639594	19207	21	31
11613719	19207	19	5	11639595	19207	105	7
11614156	19207	45	10	11639632-1	19207	73	6
11614157	19207	47	11	11639632-2	19207	73	6
11614174-1	19207	101	4	11639643	19207		
11614174-4	19207	101	3	11639643	19207	82	5
11614197	19207	101	2	11639645	19207	25	17
11630402	19207	29	15	11639646	19207	80	10
11630414	19207	108	2	11639647-1	19207	73	13

Manufacturers Part Number Cross Referenced to Figure and Item Number — Continued

Part No.	FSCM	Fig. No.	Item No.	Part No.	FSCM	Fig. No.	Item No.
11639647-2	19207	73	13	11644854	19207	61	19
11639648-1	19207	73	2	11644854	19207	63	19
11639648-1	19207	73	3	11644854	19207	66	5
11639648-2	19207	73	3	11644859	19207	101	1
11639649-1	19207	73	14	11644860	19207	100	9
11639649-2	19207	73	14	11644860	19207	101	5
11639650-1	19207	73	2	11644861	19207	BULK	
11639650-2	19207	73	2	11644861-1	19207	105	6
11639652	19207	86	1	11644861-2	19207	105	11
11639656	19207	73	8	11644864	19207	105	12
11639660	19207	25	12	11644865	19207	105	15
11639682	19207	BULK		11644870	19207	99	2
11639682-1	19207	105	1	11644871-1	19207	50	24
11639685	19207	81	4	11644871-2	19207	50	27
11639698	19207	57	13	11644871-3	19207	51	3
11639705	19207	25	22	11644871-3	19207	52	2
11639705	19207	125	14	11644871-3	19207	53	2
11639714	19207	11	18	11644871-4	19207	50	6
11639715	19207	11	19	11644874	19207	104	14
11639717	19207	17	20	11644875	19207	121	1
11639718	19207	11	16	11644876	19207	104	17
11639719	19207	11	17	11644878	19207	68	19
11639769	19207	15	12	11644880	19207	104	3
11639769	19207	16	11	11644884	19207	68	23
11639770-1	19207	68	12	11644886	19207	86	21
1163970-2	19207	68	8	11644887	19207	86	13
11639773	19207	20	21	11644889	19207	104	13
11639773	19207	21	24	11644892	19207	86	19
11639776	19207	68	10	11644896	19207	55	12
11639778	19207	68	4	11644901	19207	86	18
11639791	19207	70	12	11644904	19207	11	5
11639795	19207	70	30	11644907	19207	22	5
11639802	19207	93	44	11644909	19207	68	6
11640180	19207	131	4	11644912	19207	86	15
11640367	19207	132	1	11644913	19207	104	6
11640665	19207	105	2	11644914	19207	104	7
11640666	19207	105	17	11644916	19207	86	2
11640669	19207	71	18	11644921	19207	86	3
11640670	19207	71	10	11644924	19207	20	12
11640859	19207	31	7	11657361	19207	84	11
11640924	19207	34	8	11657469-3	19207	32	5
11640944	19207	12	14	11657469-3	19207	33	11
11640944	19207	20	25	11657469-3	19207	39	2
11640944	19207	21	28	11657469-3	19207	41	15
11640994	19207	14	1	11657469-3	19207	57	14
11641029	19207	83	18	11657469-3	19207	126	14
11641033	19207	21	36	11660407	19207	94	11
11641034	19207	75	4	11660409	19207	94	2
11641035	19207	75	8	11660414	19207	70	3
11641085-1	19207	86	14	11660419	19207	107	4
11641086-1	19207	86	16	11660422	19207	107	1
11641104	19207	20	24	11660423	19207	107	4
11641104	19207	21	27	11660426	19207	70	31
11641115	19207	104	9	11660435-2	19207	15	15
11641116	19207	104	11	11660435-2	19207	16	9
11644830	19207	108	1	11660435-5	19207	15	16
11644833	19207	58	3	11660435-5	19207	16	10
11644833	19207	65	16	11660435-5	19207	20	1
11644836	19207	130	1	11660435-5	19207	21	1
11644837	19207	130	14	11660436	19207	15	14
11644838	19207	131	15	11660436	19207	16	7
11644844	19207	131	9	11660440	19207	107	1
11644850	19207	23	6	11660442	19207	107	1
11644853	19207	84	14	11660443	19207	107	4

Manufacturers Part Number Cross Referenced to Figure and Item Number—Continued

Part No.	FSCM	Fig. No.	Item No.	Part No.	FSCM	Fig. No.	Item No.
11660444	19207	9	9	11669298	19207	35	8
11660451	19207	53	7	11669299	19207	35	9
11660453	19207	61	7	11669386	19207	35	5
11660453	19207	63	7	11669387	19207	35	4
11660454	19207	59	1	11669388	19207	35	3
11660454	19207	61	4	11669390	19207	35	1
11660454	19207	63	4	11681675	19207	16	2
11660455	19207	61	30	11681676	19207	16	5
11660455	19207	63	29	11681677	19207	19	26
11660458	19207	61	29	11681686	19207	16	13
11660458	19207	63	28	11681688	19207	21	35
11660459	19207	61	11	11681689	19207	21	18
11660459	19207	63	11	11681690	19207	19	2
11660470-1	19207	93	6	11681691	19207	19	22
11660470-2	19207	93	2	11681694	19207	19	20
11660495	19207	26	10	11681695	19207	19	24
11660498	19207	26	11	11681696	19207	19	6
11660506	19207	61	3	11681698	19207	19	9
11660506	19207	63	3	11681699	19207	19	14
11660507	19207	59	3	11681705	19207	19	10
11660511	19207	81	2	11681707	19207	19	17
11660517-1	19207	18	16	11681709	19207	12	4
11660519	19207	20	2	11681729	19207	157	5
11660519	19207	21	2	11681738	19207	97	6
11660528	19207	70	43	117957	24617	119	16
11660531	19207	34	21	118831	21450	34	26
11660531	19207	35	6	1218048	00447	26	4
11660543	19207	34	22	12259426	19207	60	19
11660569-1	19207	33	2	12259426	19207	62	16
11660569-2	19207	33	4	12259428	19207	60	5
11660569-3	19207	33	3	12259428	19207	62	5
11662913	19207	12	10	12259526	19207	33	7
11663000	19207	105	5	12259579	19207	35	
11663065	19207	34	20	12259752-1	19207	34	
11663066	19207	34		12259752-2	19207	34	
11663066	19207	34	23	125859	21450	102	8
11663067	19207	101	6	137398	24617	21	7
11663067-1	19207	101	4	137404	21450	20	20
11663279	19207	70	39	137404	21450	21	23
11668003	19207	12	1	137420	24617	15	10
11668004	19207	12	9	1393C1K07	78940	17	1
11668005	19207	97	7	1394961	12204	34	29
11668295	19207	105	8	1394963	12204	34	32
11668569	19207	34	36	1395C2	78940	17	4
11668570	19207	34	35	140353	21450	112	9
11669083	19207	106	6	142427	21450	19	3
11669140	19207	31	7	142427	21450	21	10
11669158	19207	67	14	142431	24617	15	4
11669159	19207	68	27	142432	21450	102	9
11669161-1	19207	61	13	143343	24617	8	2
11669161-1	19207	63	13	148-14593-4	14798	BULK	
11669161-2	19207	61	19	17C18035-40	80244	112	12
11669161-2	19207	63	18	17C18035-40	80244	112	14
11669180	19207	66	3	17C18035-40	80244	112	15
11669189-2	19207	60	4	17C18035-60	19207	BULK	
11669189-2	19207	62	4	178453	12204	31	2
11669189-3	19207	60	15	178453	21450	12	6
11669189-3	19207	62	9	178466	21450	102	22
11669190	19207	63	17	178466	24617	21	12
11669191	19207	61	34	178681	21450	18	17
11669191	19207	63	31	178681	21450	20	18
11669194-1	19207	60	10	178681	21450	21	20
11669194-1	19207	62	8	178785	21450	24	4
11669297	19207	35	10	187343	12204	8	4

Manufacturers Part Number Cross Referenced to Figure and Item Number — Continued

Part No.	FSCM	Fig. No.	Item No.	Part No.	FSCM	Fig. No.	Item No.
190877	19207	44	14	446914	19207	45	4
190877	19207	45	5	446914	19207	46	4
190877	19207	46	3	446914	19207	47	4
190877	19207	47	5	453019	21450	39	3
191245	21450	13	16	455209	21450	34	34
191677	21450	26	9	455215	21450	34	31
191677	21450	85	12	455219	21450	34	41
193093	19207	45	3	503622	19207	104	10
193093	19207	47	3	5160323	19207	69	7
214C1K07	78940	17	3	5160323	19207	70	8
271431	21450	61	28	5167154	19207	102	13
271431	21450	63	30	5167419	19207	69	9
400X3	79470	9	17	5167419	19207	70	7
4004943	34623	80	21	5167888	19207	69	1
42C14155-1	80244	7	7	5167888	19207	70	1
42C14155-1	80244	26	2	5214539	19207	69	5
42C14155-1	80244	89	3	5214539	19207	70	5
420463	24617	21	33	5262172	19207	8	1
420475	21450	19	7	5262187	19207	9	14
420484	21450	19	23	5262187	19207	19	21
423437	21450	21	17	5262187	19207	21	16
423477	21450	32	8	5294507	19207	42	12
423477	21450	68	33	5303469	19207	66	8
423545	24617	50	12	5307299	19207	61	5
423545	24617	102	20	5307299	19207	63	5
424208	21450	4	1	5310615	19207	41	14
424208	21450	15	19	5346775	19207	34	40
424208	21450	16	14	5346782	19207	34	15
424208	21450	51	17	5346784	19207	34	12
424208	21450	52	19	5381088	19207	38	7
424208	21450	53	19	5381233	19207	38	4
424209	24617	27	3	544190	21450	65	7
424505	21450	13	3	546880	21450	34	4
424633	21450	67	28	5470DG108	83299	7	9
424635	21450	20	13	547002	19207	15	11
424635	21450	27	17	5601318-2	19207	92	6
424635	21450	67	17	5702186	19207	59	
424673	21450	18	7	5702207	19207	5	
425379	21450	87	1	5702208	19207	6	
425389	24617	87	5	5702243	19207	87	
425575	21450	112	17	5702244	19207	66	
425592	24617	69	27	5702245	19207	33	
425623	21450	26	22	5702247	19207	61	
425623	21450	69	33	5702247	19207	63	
425623	21450	70	34	5702254	19207	1	
425623	21450	85	2	5702259	19207	128	
425639	21450	69	11	5703300	19207	128	
425639	24617	23	7	5703303	19207	72	
425826	21450	32	3	5703309	19207	13	
425827	24617	19	4	5703310	19207	43	
425848	24617	13	5	5703312	19207	65	
425848	24617	22	8	5703314	19207	49	
431780	21450	89	2	5703326	19207	87	
432655	21450	51	6	5703383	19207	61	
440485	21450	86	7	5703383	19207	63	
441MAM1	05415	48	3	5703385	19207	61	
441375	21450	85	6	5703385	19207	63	
441375	21450	86	5	5704174	19207	50	
441375	21450	102	6	5704603	19207	34	
444146	24617	16	12	5704841	19207	106	
444577	30379	18	14	5704848	19207	60	
444577	30379	19	15	5704848	19207	62	
444683	21450	7	8	5704849	19207	61	
446914	19207	43	14	5704849	19207	63	

Manufacturers Part Number Cross Referenced to Figure and Item Number — Continued

Part No.	FSCM	Fig. No.	Item No.	Part No.	FSCM	Fig. No.	Item No.
5704853	19207	25		7059149	19207	83	11
5704853	19207	125	15	7059536	19207	34	16
5704857	19207	35		7059537	19207	34	33
5704887	19207	66		7059815	19207	61	8
5704888	19207	66		7059815	19207	63	8
5704889	19207	66		7059816	19207	61	9
583708	21450	50	4	7059816	19207	63	9
5902542C	34623	80	15	7062167	19207	18	4
5902543	19207	80	14	7062167-1	19207	20	8
592635	24617	91	7	7062167-1	19207	21	8
592636	19207	91	6	7062167-1	19207	27	25
594221	24617	34	7	7063812	19207	76	3
594224	21450	34	43	7064588	19207	69	8
5968861C	34623	80	23	7064900	19207	43	8
600X3	79470	15	3	7064900	19207	44	9
615A32	78940	17	2	7071436	19207	92	2
6156024	19207	57	1	7076223	19207	135	2
6161059A	19207	100	1	73017B	64104	9	6
6200102	19207	32	7	7320533	19207	50	2
643893	12204	34	13	7320658	19207	46	14
6566675	19207	93	1	7320711	19207	42	4
7001423	19207	66	1	7324397	19207	69	19
7006868	19207	14	2	7324397	19207	70	18
7006868	19207	106	1	7324407	19207	68	14
7012848	19207	109	14	7331162	19207	83	5
7017601	19207	13	7	7331166	19207	13	4
7017616	19207	69	22	7331166	19207	22	6
7017616	19207	70	22	7331178	19207	85	13
7017647	19207	31	5	7331196	19207	85	11
7017829	19207	102	25	7331197	19207	50	15
7017830	19207	103	1	7331197	19207	51	2
7025878	19207	66	7	7331197	19207	52	4
7025881	19207	66	4	7331198	19207	51	4
7025882	19207	66	2	7331198	19207	52	5
7025883	19207	66	9	7331198	19207	53	4
7025887	19207	66	6	7331229	19207	95	4
7035410	19207	69	4	7331229	19207	129	3
7035410	19207	70	4	7331243	19207	95	2
7035426	19207	65	2	7331243	19207	129	2
7036787	19207	BULK		7331256	19207	25	4
7036787	19207	112	14	7331260	19207	25	8
7036787	19207	112	15	7331265	19207	25	17
7044860	19207	7	1	7331267	19207	25	12
7044861	19207	15	2	7331269	19207	25	18
7045096	19207	13	13	7331286	19207	97	2
7045096	19207	20	13	7331296	19207	61	21
7045097	19207	22	4	7331296	19207	63	21
7045098	19207			7331315	19207	96	2
7045099	19207	21	32	7331315	19207	97	4
7045099	19207	22	3	7331315	19207	129	7
7045799	19207	29	20	7331320	19207	85	5
7046603	19207	57	6	7331320	19207	86	4
7046603	19207	64	9	7331328	19207	31	1
7046621	19207	14	8	7331366	19207	25	10
7046622	19207	18	12	7331368	19207	25	1
7046648	19207	60	7	7331368	19207	147	12
7046648	19207	62	18	7331369	19207	87	6
7046648	19207	71	12	7331372	19207	87	7
7046649	19207	25	14	7331373	19207	87	4
7056634	19207	56	15	7331383	19207	85	14
7056709	19207	56	14	7331383	19207	86	9
7059131	19207	31	6	7331407	19207	67	2
7059147	19207	67	26	7331407	19207	68	2
7059147	19207	68	29	7331408	19207	26	13

Manufacturers Part Number Cross Referenced to Figure and Item Number — Continued

Part No.	FSCM	Fig. No.	Item No.	Part No.	FSCM	Fig. No.	Item No.
7331409	19207	26	15	7348578	19207	34	6
7331413	19207	107	4	7351043	19207	22	2
7331414	19207	107	1	7355736	19207	29	21
7331419	19207	102	27	7357953	19207	46	8
7331422-2	19207	102	3	7358620	19207	36	7
7331423	19207	102	2	7358621	19207	36	20
7331429	19207	102	21	7358622	19207	36	16
7340695	19207	61	12	7358623	19207	36	6
7340695	19207	63	12	7358624	19207	36	4
7342996	19207	74	3	7358625	19207	36	5
7345065	19207	18	1	7358626	19207	36	13
7345065	19207	21	22	7368702	19207	37	1
7345090	19207	97	1	7368801	19207	59	4
7345097	19207	95	5	7368808	19207	59	4
7345097	19207	129	4	7368813	19207	65	13
7345100	19207	95	1	7371102	19207	75	18
7345100	19207	129	1	7371194	19207	23	11
7345115	19207	18	9	7372262	19207	103	6
7345115	19207	20	16	7372705	19207	98	5
7345116	19207	18	8	7373354	19207	69	2
7345120	19207	18	6	7373354	19207	70	2
7345120	19207	20	14	7374885	19207	34	10
7345121	19207	18	18	7374887	19207	34	11
7345121	19207	20	17	7374888	19207	34	1
7345121	19207	21	19	7374893	19207	34	17
7345124	19207	67	6	7375146	19207	13	1
7345125	19207	67	5	7375373	19207	34	3
7345125	19207	68	5	7375377	19207	34	5
7345136	19207	67	11	7385988	19207	118	9
7345138	19207	67	12	7389566	19207	48	1
7345139	19207	67	8	7410218	19207	26	6
7345140	19207	88	10	7410218	19207	28	2
7345149	19207	88	11	7410218	19207	30	2
7345157	19207	129	5	7411761	19207	58	2
7345176	19207	102	5	7413827	19207	102	12
7345178	19207	102	11	7520725	19207	4	5
7345178	19207	102	17	7520725	19207	64	15
7345178	19207	102	26	7521550	19207	37	3
7345178	19207	102	1	7521550	19207	90	8
7345179	19207	102	18	7521550	19207	91	5
7345187	19207	26	21	7521550	19207	96	7
7345189	19207	91	2	7524043	19207	120	2
7345194	19207	91	1	7525940	19207	42	2
7345195	19207	97	3	7525997	19207	46	7
7345210	19207	39	4	7526020	19207	46	2
7345234	19207	135	4	7528480	19207	44	15
7345244	19207	135	6	7535871	19207	126	20
7345298	19207	BULK		7535885	19207	BULK	
7345299	19207	BULK		7535950	19207	112	16
7345299	19207	126	6	7535958	19207	111	1
7345299	19207	148	11	7535960	19207	129	11
7345300	19207	BULK		7535978	19207	123	1
7345300	19207	126	5	7535983	19207	8	9
7345301	19207			7536094	19207	120	3
7345301	19207	BULK		7536099	19207	147	9
7345301-1	19207	127	1	7536099-1	19207	25	23
7345304	19207	BULK		7536103	19207	147	19
7345391	19207	127	5	7536114	19207	123	6
7345392	19207	127	5	7536117	19207	147	6
7347547	19207	34	27	7536127	19207	123	4
7347734	19207	36	1	7536130	19207	123	8
7347734	19207	46	12	7536132	19207	61	15
7348578	19207	35	2	7536132	19207	63	15

Manufacturers Part Number Cross Referenced to Figure and Item Number — Continued

Part No.	FSCM	Fig. No.	Item No.	Part No.	FSCM	Fig. No.	Item No.
7536140	19207	60	20	8338566	19207	41	18
7536140	19207	62	19	8338566	19207	42	5
7536151	19207	51	8	8338566	19207	45	8
7536186	19207	9	15	8338566	19207	46	11
7536186	19207	15	6	8338566	19207	47	10
7538146	19207	41	5	8338566	19207	56	4
7697462	19207	67	24	8338566	19207	70	40
7697462	19207	68	15	8338567	19207	41	17
7697487	19207	84	8	8338567	19207	42	7
7697608	19207	61	10	8338567	19207	45	9
7697608	19207	63	10	8338567	19207	46	10
7700242	19207	116	23	8338567	19207	47	9
7703461	19207	18	5	8338567	19207	56	6
7703461	19207	21	9	8338567	19207	70	41
7703467	19207	51	5	8338572	19207	49	5
7703467	19207	52	6	8338572	19207	110	10
7703467	19207	53	5	8338573	19207	49	4
7704051	19207	BULK		8338573	19207	110	11
7716721	19207	80	6	8342300	19207	71	7
7719775	19207	50	20	8342323	19207	28	5
7720853	19207	56	3	8359955	19207	84	9
7721422	19207	50	8	8359956	19207	60	8
7722333	19207	56	9	8359956	19207	62	7
7723309	72869	56	8	8359973	19207	60	11
7728831	19207	54	12	8359973	19207	62	10
7728831	19207	55	16	8359976	19207	67	9
7728831	19207	109	10	8359976	19207	68	9
7728831	19207	152	12	8359992	19207	23	9
7728852	19207	36	19	8359993	19207	83	13
7741403	19207	98	6	8359994	19207	83	7
7744376	19207	30	1	8366993	19207	116	24
7763325	19207	120	9	8376490	19207	48	2
7770037	19207	51	14	8376496	19207	13	2
7770037	19207	52	16	8378661	19207	46	5
7950152	19207	135	5	8378785	19207	46	1
7951734	19207	110	5	8380699	19207	38	1
7951737	19207	110	12	8386475	19207	43	3
7951753	19207	110	6	8386475	19207	44	3
7954511	19207	36	17	8386476	19207	43	6
7971262	18876	110	7	8386476	19207	44	6
7971263	19207	110	9	8386477	19207	43	7
7982399	19207	13	7	8386477	19207	44	7
7982399	19207	43	4	8389357	19207	81	3
7982399	19207	44	4	8396186	19207	39	5
7986147	19207	118	12	84001-1	29201	30	3
7986167	19207	110	14	8675947	19207	116	8
7986168	19207	110	8	8675948	19207	120	4
7986170	19207	110	2	8687084	19207	43	2
7986254	19207	109	1	8687084	19207	44	2
7986297	19207	BULK		8689205	19207	112	12
7986298	19207	BULK		8689207	19207	BULK	
7986299	19207	BULK		8690460	19207	85	8
7998568	19207	27	4	8690460	19207	86	8
8UU0534A	04741	34	9	8690509	19207	127	6
8329624	19207	20	27	8694464	19207	44	11
8329624	19207	21	30	8705443	19207	69	21
8329781	19207	19	16	8705443	19207	70	21
8329786	19207	34	30	8707493	19207	126	2
8329787	19207	34	25	8707498	19207	110	16
8335233	19207	43	9	8707574	19207	109	9
8335233	19207	44	10	8707574	19207	118	8
8338561	19207	40	3	8708306	19207	BULK	
8338562	19207	40	2	8710631	19207	118	11
8338564	19207	40	1	8710635	19207	118	15

Manufacturers Part Number Cross Referenced to Figure and Item Number — Continued

Part No.	FSCM	Fig. No.	Item No.	Part No.	FSCM	Fig. No.	Item No.
8710636	19207	118	13	8754067	19207	11	4
8710637	19207	109	17	8754068	19207	11	8
8710670	19207	118	24	8754069	19207	11	2
8710856	19207	118	19	8754071	19207	11	3
8711121	19207	122	8	8754072	19207	69	26
8712325	19207	18	15	8754072	19207	70	26
8712325	19207	19	18	8754073	19207	11	1
8712348	19207	77	1	8754076	19207	11	11
8712351	19207	134	1	8754081	19207	58	1
8712356	19207	56	1	8754098	19207	57	2
8712357	19207	43	1	8754098	19207	87	3
8712360	19207	43	13	8754099	19207	57	3
8712391	19207	61	16	8754124	19207	49	9
8712391	19207	71	17	8754125	19207	49	8
8712392	19207	61	16	8754126	19207	32	1
8712392	19207	71	17	8754127	19207	32	9
8712393	19207	67	25	8754129	19207	23	2
8712393	19207	68	28	8754130	19207	23	5
8712394	19207	67	29	8754153	19207	24	3
8712394	19207	68	31	8754159	19207	71	27
8712395	19207	67	23	8754160	19207	71	27
8712395	19207	68	26	8754175	19207	23	8
8712396	19207	67	1	8754176	19207	24	5
8712396	19207	68	1	8754177	19207	24	1
8712410	19207	133	7	8754179	19207	6	4
8712416	19207	135	3	8754182	19207	6	5
8712418	19207	122	1	8754183	19207	6	1
8719880	19207	122	7	8754184	19207	6	2
8720449	19207	110	1	8754200	19207	42	15
8720660	19207	122	2	8754216	19207	1	8
8724501	19207	109	12	8754237	19207	64	13
8724763	19207	56	17	8754263	19207	74	11
8741435	19207	41	6	8754263	19207	82	6
8741437	19207	41	19	8754267	19207	64	14
8741441	19207	41	12	8754269	19207	67	19
8741442	19207	41	8	8754272	19207	65	3
8741442	19207	42	9	8754273	19207	65	12
8741443	19207	41	13	8754274	19207	65	6
8741446	19207	41	2	8754275	19207	64	12
8741447	19207	41	16	8754276	19207	64	18
8741461	19207	41	9	8754277	19207	64	17
8741462	19207	41	1	8754278	19207	64	7
8741491	19207	41	3	8754279	19207	64	6
8741492	19207	41	7	8754281	19207	64	21
8741492	19207	42	8	8754282	19207	64	3
8741644	19207	44	1	8754285	19207	64	16
8741645	19207	44	1	8754288	19207	57	7
8741646	19207	44	12	8754288	19207	64	10
8741648	19207	44	12	8754289	19207	65	1
8741650	19207	43	5	8754319	19207	5	4
8741650	19207	44	5	8754320	19207	5	5
8741651	19207	44	8	8754321	19207	5	3
8743027	19207	36	9	8754337	19207	33	15
8747986	19207	42	10	8754338	19207	33	1
8747987	19207	42	3	8754354	19207	64	19
8747988	19207	42	1	8754402	19207	71	26
8754039	19207	79	6	8754403	19207	71	26
8754039	19207	80	14	8754404	19207	71	26
8754044	19207	79	2	8754412	19207	5	1
8754044	19207	80	2	8754415	19207	71	19
8754046	19207	79	3	8754416	19207	71	19
8754046	19207	80	3	8754433	19207	8	8
8754047	21450	89	5	8754436	19207	8	6
8754060	19207	11	14	8754440	19207	61	20

Manufacturers Part Number Cross Referenced to Figure and Item Number — Continued

Part No.	FSCM	Fig. No.	Item No.	Part No.	FSCM	Fig. No.	Item No.
8754440	19207	63	20	8754667	19207	38	6
8754445	19207	72	11	8754668	19207	75	5
8754445	19207	82	4	8754669-1	19207	36	10
8754456	19207	71	25	8754676	00000	1	6
8754464	19207	84	12	8754679	19207	1	7
8754523	19207	69	20	8754683	19207	1	9
8754523	19207	70	20	8754688	19207	60	12
8754526	19207	68	19	8754688	19207	62	11
8754526	19207	69	34	8754689	19207	60	13
8754526	19207	70	36	8754689	19207	62	12
8754527	19207	11	6	8754698	19207	61	26
8754527	19207	69	25	8754707	19207	24	2
8754527	19207	70	25	8754723	19207	84	3
8754548	19207	8	7	8754731	19207	72	16
8754549	19207	15	8	8754732	19207	72	17
8754551	19207	9	4	8754737	19207	83	12
8754554	19207	9	1	8754740	19207	98	2
8754571	19207	69	6	8754741	19207	98	14
8754571	19207	70	6	8754753	19207	50	23
8754572	19207	25	5	8754758	19207	50	31
8754579	19207	26	14	8754760	19207	50	21
8754580	19207	27	2	8754761	19207	50	22
8754585	19207	BULK		8754765	19207	50	18
8754585	19207	9	16	8754793	19207	85	3
8754586	19207	9	18	8754805	19207	84	1
8754587	19207	15	9	8754814	19207	83	9
8754588	19207	15	7	8754815	19207	27	6
8754589	19207	9	13	8754843	19207	85	9
8754589	19207	15	5	8754846	19207	85	16
8754590	19207	9	8	8754850	19207	87	2
8754590	19207	9	11	8754863	19207	50	19
8754591	19207	102	10	8754890	19207	77	5
8754593	19207	9	7	8754891	19207	71	5
8754593-1	19207	9	7	8754900	19207	88	6
8754594	19207	9	12	8754948	19207	88	5
8754594-1	19207	9	12	8754955	19207	26	18
8754595	19207	9	2	8754955	19207	29	11
8754596	19207	9	3	8754975	19207	129	6
8754597	19207	28	3	8762093	19207	61	14
8754598	19207	27	8	8762093	19207	63	14
8754604	19207	15	18	8764823	19207	12	2
8754604	19207	16	6	8764823	19207	18	3
8754604	19207	22	18	8764823	19207	20	22
8754613	19207	2	3	8764823	19207	21	25
8754618	19207	27	10	8764823	19207	21	34
8754620	19207	27	9	905	75543	110	15
8754621	19207	27	5	929636	65909	56	11
8754660	19207	3	1	9407529	19207	104	8
8754661	19207	3	3	9427524	24617	26	17
8754663	19207	12	5	959-24	78385	116	7
8754663	19207	18	5				

By Order of the Secretary of the Army:

BERNARD W. ROGERS
General, United States Army
Chief of Staff

Official:

J. C. PENNINGTON
Brigadier General, United States Army
The Adjutant General

Distribution:

To be distributed in accordance with DA Form 12-38, Organizational maintenance requirements for Truck, 1/4 Ton, 4x4, M151 Series.



SOMETHING WRONG WITH THIS MANUAL?

THEN... JOT DOWN THE DOPE
ABOUT IT ON THIS FORM,
CUT IT OUT, FOLD IT AND
DROP IT IN THE MAIL!

FROM: (YOUR UNIT'S COMPLETE ADDRESS)

Commander:
397th Supply and Service Bn.
ATTN: SSG John Q Doe
Corpus Christi, Texas 78400

DATE December 30, 1978

PUBLICATION NUMBER

TM 9-2320-218-20P

DATE

ORGANIZATIONAL MAINTENANCE
REPAIR PARTS AND SPECIAL TOOLS LISTS

BE EXACT. . . PIN-POINT WHERE IT IS

IN THIS SPACE TELL WHAT IS WRONG

PAGE
NO.

PARA-
GRAPH

FIGURE
NO.

TABLE
NO.

53

23

Item 8 muffler NSN 5310-00-678-3242
is incorrect, the NSN should read
2990-00-678-3241

SAMPLE

PRINTED NAME, GRADE OR TITLE, AND TELEPHONE NUMBER

JOHN Q. DOE, MOTOR SGT. 838-3421

SIGN HERE:

Sgt. John Q Doe

RECOMMENDED CHANGES TO EQUIPMENT TECHNICAL MANUALS



SOMETHING WRONG WITH THIS MANUAL?

THEN... JOT DOWN THE DOPE ABOUT IT ON THIS FORM, CUT IT OUT, FOLD IT AND DROP IT IN THE MAIL!

FROM: (YOUR UNIT'S COMPLETE ADDRESS)

DATE

PUBLICATION NUMBER

TM 9-2320-218-20P

DATE

ORGANIZATIONAL MAINTENANCE
REPAIR PARTS AND SPECIAL TOOLS LISTS

BE EXACT. . . PIN-POINT WHERE IT IS

IN THIS SPACE TELL WHAT IS WRONG

PAGE
NO.

PARA-
GRAPH

FIGURE
NO.

TABLE
NO.

CUT ALONG DOTTED LINE

PRINTED NAME, GRADE OR TITLE, AND TELEPHONE NUMBER

SIGN HERE:

DA FORM 2028-2
1 APR 78

REPLACES DA FORM 2028-2 (TEST), 1 AUG 74,
WHICH WILL BE USED UNTIL EXHAUSTED.

P.S. — IF YOUR OUTFIT WANTS TO KNOW ABOUT
YOUR MANUAL "FIND," MAKE A CARBON COPY
OF THIS AND GIVE IT TO YOUR HEADQUARTERS.

FILL IN YOUR
UNIT'S ADDRESS



FOLD BACK

DEPARTMENT OF THE ARMY

POSTAGE AND FEEDS PAID
DEPARTMENT OF THE ARMY
DOD 314



OFFICIAL BUSINESS
PENALTY FOR PRIVATE USE \$300

COMMANDER
U.S. ARMY TANK-AUTOMOTIVE
MATERIEL READINESS COMMAND
ATTN: DRSTA-MBA
WARREN, MI 48090

FOLD BACK

CUT ALONG DOTTED LINE

RECOMMENDED CHANGES TO EQUIPMENT TECHNICAL MANUALS



SOMETHING WRONG WITH THIS MANUAL?

THEN... JOT DOWN THE DOPE ABOUT IT ON THIS FORM, CUT IT OUT, FOLD IT AND DROP IT IN THE MAIL!

FROM: (YOUR UNIT'S COMPLETE ADDRESS)

DATE

PUBLICATION NUMBER

TM 9-2320-218-20P

DATE

ORGANIZATIONAL MAINTENANCE
REPAIR PARTS AND SPECIAL TOOLS LISTS

BE EXACT. . . PIN-POINT WHERE IT IS

IN THIS SPACE TELL WHAT IS WRONG

PAGE
NO.

PARA-
GRAPH

FIGURE
NO.

TABLE
NO.

CUT ALONG DOTTED LINE

PRINTED NAME, GRADE OR TITLE, AND TELEPHONE NUMBER

SIGN HERE:

DA FORM 2028-2
1 APR 78

REPLACES DA FORM 2028-2 (TEST), 1 AUG 74,
WHICH WILL BE USED UNTIL EXHAUSTED.

P.S. — IF YOUR OUTFIT WANTS TO KNOW ABOUT
YOUR MANUAL "FIND," MAKE A CARBON COPY
OF THIS AND GIVE IT TO YOUR HEADQUARTERS.

FILL IN YOUR
UNIT'S ADDRESS



FOLD BACK

DEPARTMENT OF THE ARMY

POSTAGE AND FEEDS PAID
DEPARTMENT OF THE ARMY
DOD 314



OFFICIAL BUSINESS
PENALTY FOR PRIVATE USE \$300

COMMANDER
U.S. ARMY TANK-AUTOMOTIVE
MATERIEL READINESS COMMAND
ATTN: DRSTA-MBA
WARREN, MI 48090

FOLD BACK

CUT ALONG DOTTED LINE

RECOMMENDED CHANGES TO EQUIPMENT TECHNICAL MANUALS



SOMETHING WRONG WITH THIS MANUAL?

THEN... JOT DOWN THE DOPE ABOUT IT ON THIS FORM, CUT IT OUT, FOLD IT AND DROP IT IN THE MAIL!

FROM: (YOUR UNIT'S COMPLETE ADDRESS)

DATE

PUBLICATION NUMBER

TM 9-2320-218-20P

DATE

ORGANIZATIONAL MAINTENANCE
REPAIR PARTS AND SPECIAL TOOLS LISTS

BE EXACT. . . PIN-POINT WHERE IT IS

IN THIS SPACE TELL WHAT IS WRONG

PAGE
NO.

PARA-
GRAPH

FIGURE
NO.

TABLE
NO.

CUT ALONG DOTTED LINE

PRINTED NAME, GRADE OR TITLE, AND TELEPHONE NUMBER

SIGN HERE:

DA FORM 2028-2
1 APR 78

REPLACES DA FORM 2028-2 (TEST), 1 AUG 74,
WHICH WILL BE USED UNTIL EXHAUSTED.

P.S. — IF YOUR OUTFIT WANTS TO KNOW ABOUT
YOUR MANUAL "FIND," MAKE A CARBON COPY
OF THIS AND GIVE IT TO YOUR HEADQUARTERS.

FILL IN YOUR
UNIT'S ADDRESS



FOLD BACK

DEPARTMENT OF THE ARMY

POSTAGE AND FEEDS PAID
DEPARTMENT OF THE ARMY
DOD 314



OFFICIAL BUSINESS
PENALTY FOR PRIVATE USE \$300

COMMANDER
U.S. ARMY TANK-AUTOMOTIVE
MATERIEL READINESS COMMAND
ATTN: DRSTA-MBA
WARREN, MI 48090

FOLD BACK

CUT ALONG DOTTED LINE

THE METRIC SYSTEM AND EQUIVALENTS

LINEAR MEASURE

1 Centimeter = 10 Millimeters = 0.01 Meters = 0.3937 Inches
 1 Meter = 100 Centimeters = 1,000 Millimeters = 39.37 Inches
 1 Kilometer = 1,000 Meters = 0.621 Miles

WEIGHTS

1 Gram = 0.001 Kilograms = 1,000 Milligrams = 0.035 Ounces
 1 Kilogram = 1,000 Grams = 2.2 Lb
 1 Metric Ton = 1,000 Kilograms = 1 Megagram = 1.1 Short Tons

LIQUID MEASURE

1 Milliliter = 0.001 Liters = 0.0338 Fluid Ounces
 1 Liter = 1,000 Milliliters = 33.82 Fluid Ounces

SQUARE MEASURE

1 Sq Centimeter = 100 Sq Millimeters = 0.155 Sq Inches
 1 Sq Meter = 10,000 Sq Centimeters = 10.76 Sq Feet
 1 Sq Kilometer = 1,000,000 Sq Meters = 0.386 Sq Miles

CUBIC MEASURE

1 Cu Centimeter = 1,000 Cu Millimeters = 0.06 Cu Inches
 1 Cu Meter = 1,000,000 Cu Centimeters = 35.31 Cu Feet

TEMPERATURE

$5/9 (^{\circ}\text{F} - 32) = ^{\circ}\text{C}$
 212° Fahrenheit is equivalent to 100° Celsius
 90° Fahrenheit is equivalent to 32.2° Celsius
 32° Fahrenheit is equivalent to 0° Celsius
 $9/5 ^{\circ}\text{C} + 32 = ^{\circ}\text{F}$

APPROXIMATE CONVERSION FACTORS

TO CHANGE	TO	MULTIPLY BY
Inches	Centimeters	2.540
Feet	Meters	0.305
Yards	Meters	0.914
Miles	Kilometers	1.609
Square Inches	Square Centimeters	6.451
Square Feet	Square Meters	0.093
Square Yards	Square Meters	0.836
Square Miles	Square Kilometers	2.590
Acres	Square Hectometers	0.405
Cubic Feet	Cubic Meters	0.028
Cubic Yards	Cubic Meters	0.765
Fluid Ounces	Milliliters	29.573
Pints	Liters	0.473
Quarts	Liters	0.946
Gallons	Liters	3.785
Ounces	Grams	28.349
Pounds	Kilograms	0.454
Short Tons	Metric Tons	0.907
Pound-Feet	Newton-Meters	1.356
Pounds Per Square Inch	Kilopascals	6.895
Miles Per Gallon	Kilometers Per Liter	0.425
Miles Per Hour	Kilometers Per Hour	1.609

TO CHANGE	TO	MULTIPLY BY
Centimeters	Inches	0.394
Meters	Feet	3.280
Meters	Yards	1.094
Kilometers	Miles	0.621
Square Centimeters	Square Inches	0.155
Square Meters	Square Feet	10.764
Square Meters	Square Yards	1.196
Square Kilometers	Square Miles	0.386
Square Hectometers	Acres	2.471
Cubic Meters	Cubic Feet	35.315
Cubic Meters	Cubic Yards	1.308
Milliliters	Fluid Ounces	0.034
Liters	Pints	2.113
Liters	Quarts	1.057
Liters	Gallons	0.264
Grams	Ounces	0.035
Kilograms	Pounds	2.205
Metric Tons	Short Tons	1.102
Newton-Meters	Pound-Feet	0.738
Kilopascals	Pounds Per Square Inch	0.145
Kilometers Per Liter	Miles Per Gallon	2.354
Kilometers Per Hour	Miles Per Hour	0.621

