

intro

*TM 9-2320-244-34P

Technical Manual No. 9-2320-244-34P

HEADQUARTERS, Department of the Army
Washington, D. C., 12 November 1971
DIRECT SUPPORT AND GENERAL SUPPORT MAINTENANCE REPAIR PARTS
AND SPECIAL TOOL LIST FOR:
TRUCK, CARGO: 1-1/4 TON, 4X4 M715 (2320-921-6365) W/WINCH (2320-921-6366)
TRUCK, AMBULANCE: 1-1/4 TON, 4X4, M725 (2310-921-6369)
TRUCK, MAINTENANCE: 1-1/4 TON, 4X4, M726, 2320-921-6370) W/WINCH (2320-921-6833)

*This manual supersedes TM 9-2320-244-34P, August 1968, including all changes.

By the Order of the Secretary of the Army:
W. C. WESTMORELAND,
General, United States Army,
Chief of Staff

Official:
VERNE L. BOWERS,
Major General, United States Army,
The Adjutant General.

DISTRIBUTION:
To be distributed in accordance with DA Form 12-38, Direct/General Support
requirements for:
Truck, Cargo, 1 1/4 TON, M715; Truck, Ambulance, 1 1/4 Ton, M725.

SECTION I: INTRODUCTION	Figure	Page
Truck, Cargo: 1-1/4 Ton, 4 x 4, M715, right front view	1	9
Truck, Ambulance: 1-1/4 Ton, 4 x 4, M725, left front view	2	9
Truck, Maintenance: 1-1/4 Ton, 4 x 4, M726, left front view	3	10

SECTION II. REPAIR PARTS LIST	Figure	Page
GROUP 01 ENGINE		
0100 Engine Front Mounts	4	38
0100 Engine Rear Mount and Related Parts	5	39
0100 Engine Lifting Eyes, Oil Filter and Related Parts	6	40
0101 Cylinder Block and Head	7	41
0101 Cylinder head and Valve	8	42
0102 Crankshaft and Related Parts	9	43
0102 Vibration Damper and Pulley	10	44
0103 Flywheel Assembly	11	44
0103 Flywheel Housing and Related Parts	12	45
0104 Pistons, Rings and Connecting Rods	13	46
0105 Cam Bearing Deck and Rocker Arms	14	47
0105 Timing Chain Cover and Related Parts	15	48
0105 Timing Chain and Gears	16	49
0105 Rocker Arm Cover and Related Parts	17	50
0106 Oil Pan, Oil Pump and Screen	18	51
0108 Manifold and Related Parts	19	52
0108 Ventilating System	20	53

GROUP 02 CLUTCH		
0200 Clutch Assembly	21	59
0202 Clutch Release Mechanism	22	60
0202 Clutch Release Linkage	23	61
GROUP 03 FUEL SYSTEM		
0301 Carburetor and Governor	24	81
0302 Fuel Pump and Related Parts	25	82
0304 Air Cleaner Assembly	26	83
0304 Air Cleaner and Related Parts	27	84
0304 Air Cleaner Attaching Brackets and Parts	28	85
0306 Fuel Lines and Fittings	29	86
0306 Fuel Tank and Related Parts	30	87
0312 Accelerator, Throttle and Choke Controls	31	88
GROUP 04 EXHAUST SYSTEM		
0401 Muffler, Exhaust Pipes and Related Parts	32	92
GROUP 05 COOLING SYSTEM		
0501 Radiator, Shroud and Related Parts	33	97
0503 Cooling Fan, Water Pump, Thermostat and Related Parts	34	98
GROUP 06 ELECTRICAL SYSTEM		
0601 Alternator and Related Parts	35	127
0603 Starting Motor and Switch	36	127
0603 Starting Motor	37	128
0605 Ignitor, Spark Plugs and Leeds	38	129
0605 Ignitor Assembly	39	130
0607 Instrument Cluster, Lights Switch and Ignition Switch	40	131
0608 Circuit Breakers (Ambulance)	41	132
0608 Directional Signal and Dimmer Switch	42	133
0608 Receptacle and Lead (Ambulance)	43	134
0608 Exhaust Blower Switch (Ambulance)	44	135
0609 Front Blackout Marker, Directional and Parking Light	45	135
0609 Dome Light (Ambulance)	46	136
0609 Rear Blackout Marker, Directional and Stop Light	47	136
0609 Blackout Stop Light	48	137
0609 Blackout Driving Light	49	138
0609 Headlight Assembly	50	139
0609 Surgical Light	51	140
0609 Spotlight Assembly	52	141
0610 Sending Units	53	142
0611 Horn, Horn Button and Steering Wheel	54	143
0612 Batteries and Cables	55	144
0612 Battery Box (M715 and M726)	56	145
0612 Battery Box (M725)	57	146

0613	Vehicle Wiring Harness (1 of 2)	58a	147
0613	Vehicle Wiring Harness (2 of 2)	58b	148
0613	Vehicle Wiring Harness (M725)	59	149
0613	Intervehicular Receptacle	60	150
GROUP 07 TRANSMISSION			
0700	Transmission	61	160
0700	Transmission Cover and Mainshaft	62	161
0701	Transmission Mainshaft	63	162
0701	Transmission Countershaft, Reverse Idler Shaft and Main Drive Gear	64	163
0704	Transmission Top Cover	65	164
GROUP 08 TRANSFER			
0801	Power Transfer Case and Mounting Parts	66	176
0801	Power Transfer Assembly	67	177
0801	Upper Output Shaft Assembly	68	178
0801	Parking Brake and Output Shaft and Related Parts	69	179
0803	Power Transfer Gear Shift Levers and Related Parts	70	180
0803	Power Transfer Vent Tubing	71	181
GROUP 09 PROPELLER SHAFTS			
0900	Propeller Shafts	72	184
GROUP 10 FRONT AXLE			
1000	Front Axle Breather Parts	73	192
1002	Front Axle Differential and Related Parts	74	193
1004	Steering Tie Rods, Steering Knuckles and Parts	75	194
GROUP 11 REAR AXLE			
1100	Rear Axle Breather Parts	76	200
1102	Rear Axle Assembly, Differential and Parts	77	201
GROUP 12 BRAKES			
1201	Handbrakes	78	212
1201	Hand brake Lever and Related Parts	79	213
1202	Brake Assemblies and Mounting Parts	80	214
1204	Master Cylinder and Related Parts	81	215
1204	Brake System Lines and Fittings	82	216
1206	Brake Pedal, Support and Related Parts	83	217
GROUP 13 WHEELS			
1311	Hub and Drum Assemblies and Related Parts	84	221
1313	Tires, Tubes and Rims	85	222
GROUP 14 STEERING			
1401	Steering Gear	86	231
1401	Drag Link Assembly and Steering Gear Mounting Parts	87	231

1401	Steering Column and Related Parts	88	232
GROUP 15 FRAME AND TOWING ATTACHMENTS			
1501	Frame Assembly	89	240
1501	Front Bumper	90	241
1501	Rear Bumperettes and Related Parts	91	242
1503	Pintle Assembly	92	243
1504	Spare Tire Mounting Parts	93	244
GROUP 16 SPRINGS AND SHOCK ABSORBERS			
1601	Front Springs and Shock Absorbers	94	252
1601	Rear Springs and Shock Absorbers	95	253
1601	Front and Rear Springs	96	254
GROUP 18 BODY, CAB AND HOOD			
1801	Front End Covers and Related Parts	97	320
1801	Front Door Assemblies (M715 and M726)	98	321
1801	Front Door Fixed Glass and Mounting Parts	99	322
1801	Front Door Glass and Mounting Parts	100	323
1801	Door Seal and Related Parts	101	324
1801	Glove Compartment, Door and Mounting Parts	102	325
1801	Transmission Access Cover	103	326
1801	Front Door Handle	104	327
1801	Front End Grille, Fender Shields and Related Parts	105	328
1801	Hood and Mounting Parts	106	329
1801	Front Body Holddown Parts	107	330
1802	Front Fenders	108	331
1802	Windshield Assembly	109	332
1806	Drivers and Passengers Seats and Mounting Parts	110	333
1808	Stowage Straps	111	334
1808	Rifle Mounting Bracket	112	335
1810	Cargo Box and Related Parts	113	336
1810	Container Stowage and Tool Box	114	337
1810	Cargo Box Mounting Parts	115	338
1810	Rack and Troop Seats	116	339
1812	Drivers and Passengers Door and Related Parts (M725)	117	340
1812	Drivers and Passengers Door Regulator, Window and Related Parts (M725)	118	341
1812	Drivers and Passengers Door Lock Assembly (M725)	119	342
1812	Partition Door Assembly and Related Parts	120	343
1812	Ambulance Rear Doors and Related Parts	121	344
1812	Rear Step and Attendants Seat	122	345
1812	Ambulance Floor Board and Related Parts	123	346
1812	Exhaust Blower Duct, Cover and Mounting Parts	124	347
1812	Ambulance Exhaust Vent Duct and Related Parts	125	348
1812	Exhaust Blower Assembly	126	349
1812	Ambulance Rear Compartment and Miscellaneous Items	127	350
1812	Litter Rack Hanger, Mounting Brackets and Related Parts	128	351

1812 Litter Rack Assembly	129	352
1812 Windshield, Front End Panels and Related Parts	130	353
1812 Front End, Rear Compartment and Related Parts	131	354
1812 Ambulance Body Mounting Parts	132	355
GROUP 20 WINCH, AND POWER TAKE-OFF		
2001 Winch Drive Shafts	133	369
2001 Winch Mounting Parts	134	370
2001 Winch Assembly	135	371
2004 Power Take-Off Control Linkage	136	372
2004 Power Take-Off Mounting Parts	137	373
2004 Power Take-Off Assembly	138	374
GROUP 22 BODY CHASSIS AND ACCESSORY ITEMS		
2201 Cab Cover and Frame	139	392
2201 Cargo Canvas and Bows	140	393
2202 Heater Control Box Assembly	141	394
2202 Windshield Wipers, Motors and Related Parts	142	395
2202 Rear View Mirrors, Reflectors and Mounting Parts	143	396
2202 Rear Compartment and Crew Compartment Heaters	144	397
2202 Rear Compartment Heater and Related Parts	145	398
2202 Fresh Air Heater and Related Parts	146	399
2210 Data Plates	147	400
GROUP 33 SPECIAL PURPOSE KITS		
3303 Power Plant Heater Kit	148	425
3303 Power Plant Heater Assembly	149	426
3303 Crew Compartment Heater Kit	150	427
3303 Cab Winterization Top	151	428
3305 Deep Water Fording Kit	152	429
3307 Slave Receptacle Kit	153	430
3307 100 AMP Alternator Kit	154	431
GROUP 47 GAGES (NONELECTRICAL)		
4701 Speedometer and Cable	155	433
SECTION III. SPECIAL TOOLS		
2604 Special Tools	156	440
2604 Special Tools	157	441
2604 Special Tools	158	442
2604 Special Tools	159	443
SECTION IV. INDEX-FEDERAL STOCK NUMBER AND REFERENCE NUMBER CROSS REFERENCE TO FIGURE AND ITEM NUMBER		
Federal Stock Number Cross Reference		444-459
Reference Number Cross Reference		460-488

Section I. INTRODUCTION

1. Scope.

This manual lists repair parts and special tools required for the performance of direct support and general support maintenance of the Truck, Cargo M715, Truck, Ambulance M725, and Truck, Maintenance M726.

2. General.

This Repair Parts and Special Tools List is divided into the following sections:

- a. Repair Parts Section II. A list of repair parts authorized for the performance of maintenance at the direct support and general support level in figure and item number sequence.
- b. Special Tools, Test and Support Equipment Section III. A list of special tools, test and support equipment authorized for the performance of maintenance at the direct support and general support level.
- c. Federal Stock Number and Reference Number Index Section IV. A list of Federal Stock Numbers in ascending numerical sequence followed by a list of reference numbers in ascending alpha-numeric sequence, cross-referenced to the illustration figure number and item-number.

3. Explanation of Columns.

The following provides an explanation of columns in the tabular lists in Sections II, III, and IV:

- a. Source, Maintenance, and Recoverability Codes(SMR), Column 1:

(1) Source code, indicates the selection status and source for the listed item. Source codes used are:

Code	Explanation
P	Repair parts which are stocked in or supplied from the GSA/DSA, or Army supply system and authorized for use at indicated maintenance categories.
P2	Repair parts which are procured and stocked for insurance purposes because the combat or military essentiality of the end item dictates that a minimum quantity be available in the supply system.
P9	Assigned to items which are NSA design controlled: unique repair parts, special tools, test, measuring and diagnostic equipment, which are stocked and supplied by the Army COMSEC logistic system, and which are not subject to the provisions of AR380-41.
P10	Assigned to items which are NSA design controlled: special tools, test, measuring and diagnostic equipment for COMSEC support, which are accountable under the provisions of AR380-41, and which are stocked and supplied by the Army COMSEC logistic system.
M	Repair parts which are not procured or stocked, but are to be manufactured in indicated maintenance levels.
A	Assemblies which are not procured or stocked as such, but are made up of two or more units. Such component units carry individual stock numbers and descriptions, are procured and stocked separately and can be assembled to form the required assembly at indicated maintenance categories.
X	Parts and assemblies which are not procured or stocked and the mortality of which normally is below that of the applicable end item or component. The failure of such part or assembly should result in retirement of the end item from the supply system.
X1	Repair parts which are not procured or stocked. The requirement for such items will be filled by use of the next higher assembly or component.
X2	Repair parts which are not stocked. The indicated maintenance category requiring such repair parts will attempt to obtain same through cannibalization. Where such repair parts are not obtainable through cannibalization, requirements will be requisitioned, with accompanying justification, through normal supply channels.
C	Repair parts authorized for local procurement. Where such repair parts are not obtainable from local procurement, requirements will be requisitioned through normal supply channels accompanied by a supporting statement of nonavailability from local procurement.
G	Major assemblies that are procured with PEMA funds for initial issue only as exchange assemblies at DSU and GSU level. These assemblies will not be stocked above DS and GS level or returned to depot supply level.

- (2) Maintenance code, indicates the lowest category of maintenance authorized to install the listed item. The maintenance level codes

are:

Code	Explanation
O	Organizational maintenance
F	Direct support maintenance
H	General support maintenance
D	Depot maintenance

(3) Recoverability code, indicates whether unserviceable items should be returned for recovery or salvage. Items not coded are expendable. Recoverability codes are:

Code	Explanation
R	Repair parts and assemblies which are economically reparable at DSU and GSU activities and are normally furnished by supply on an exchange basis.
S	Repair parts and assemblies which are economically reparable at DSU and GSU activities and which normally are furnished by supply on an exchange basis. When items are determined by a GSU to be uneconomically reparable, they will be evacuated to a depot for evaluation and analysis before final disposition.
T	High dollar value recoverable repair parts which are subject to special handling and are issued on an exchange basis. Such repair parts normally are repaired or overhauled at depot maintenance activities.
U	Repair parts specifically selected for salvage by reclamation units because of precious metal content, critical materials, or high dollar value reusable casings or castings.

b. Federal Stock Number, Column 2. This column indicates the Federal Stock Number assigned to the item and will be used for requisitioning purposes.

c. Description, Column 3. This column indicates the Federal item name and any additional description of the item required. A part number or other reference number is followed by the applicable five-digit Federal supply code for manufacturers in parentheses. Repair parts quantities included in the kits, sets, and assemblies are shown in front of the repair part name. Material required for manufacture or fabrication is identified.

d. Unit of Measure (U/M), Column 4. A 2 character alphabetic abbreviation indicating the amount of quantity of the item upon which the allowances are based, e.g., ft, ea, pr, etc.

e. Quantity Incorporated in Unit, Column 5. This column indicates the quantity of the item used in the assembly group. A "V" appearing in this column in lieu of a quantity indicates that a definite quantity cannot be indicated (e.g., shims, spacers, etc.).

f. 30-Day DS/GS Maintenance Authorization, Columns 6, and 7.

(1) The Repair Parts List includes asterisk entries in separate columns one for Direct Support (DS) and one for General Support (GS) - as appropriate to indicate the total range of repair parts authorized for use at that category or required to be removed or disassembled during the performance of authorized maintenance operations. They will be requisitioned initially on an "as required" basis. The repair parts authorized at the DS/GS levels will be those authorized for the maintenance mission at these levels. Requirements for repair part stockage and for distribution to supported units will be based on demand and determined in accordance with AR 7 11-16.

(2) Special Tools or Test, Measurement and Diagnostic Equipment (TMDE) and other support equipment peculiar to an item are listed with quantities in the appropriate density spread/allowance columns.

g. 1-Year Allowances Per 100 Equipments/Contingency Planning Purposes, Column 8. This column indicates the requirement for contingency planning purposes.

h. Depot Maintenance Allowance Per 100 Equipments, Column 9. This column indicates authorization for depot use.

i. Illustration, Column 10. This column is divided as follows:

(1) Figure Number, Column 10a. Indicates the figure number of the illustration in which the item is shown.

(2) Item Number, Column 10b. Indicates the call-out number used to reference the item in the illustration.

4. Special Information.

a. Identifications of the usable on codes included in column 3 of this publication are:

Code	Used on
------	---------

BA	Model M715
BB	Model M715 W/ Winch
CA	Model M725
DA	Model M724 (Chassis)
DB	Model M724 (Chassis) W/ Winch
EA	Model M726
EB	Model M726 W/ Winch

- b. Parts which require manufacture or assembly at a category higher than that authorized for installation will indicate in the source column the higher category.
- c. The following publications pertain to M715, M724,M725 and M726 and their components:

LO 9-2320-244-12 Lubrication Order

TM 9-2320-244-10 Operator s Manual

TM 9-2320.244-20 Organization Maintenance Manual

TM 9-2320-244-20P Organizational Maintenance Repair Parts and Special Tools List

TM 9-2320-244-34 Direct Support and General Support Maintenance Manual

5. How to Locate Repair Parts.

a. When Federal Stock Number or reference number is unknown:

- (1) First. Using the table of contents, determine the functional group,within which the repair part belongs. This is necessary since illustrations are prepared for functional groups, and listings are divided into the same groups.
- (2) Second. Find the illustration covering the functional group to which the repair part belongs.
- (3) Third. Identify the repair part on the illustration and note the illustration figure and item number of the repair part.
- (4) Fourth. Using the Repair Parts Listing, find the functional group to which the repair part belongs and locate the illustration figure and item number noted on the illustration.

b. When Federal Stock Number or reference number is known:

- (1) First. Using the Index of Federal Stock Numbers and Reference Numbers find the pertinent Federal stock number of reference number.This index is in ascending FSN sequence followed by a list of reference numbers in ascending alpha-numeric sequence, cross-referenced to the illustration figure number and item number.
- (2) Second. Using the Repair Part Listing, find the functional group of the repair part and the illustration figure number and item number referenced in the Index of Federal Stock Numbers and Reference Numbers.

6. Abbreviations.

Abbreviations	Explanation
AC	Alternating Current
ALT	Alternator
AMP	Ampere
ASSY	Assembly
EA	Each
FT	Foot (Feet)
GAL	Gallon
HEX	Hexagon
ID	Inside Diameter
IN	Inch
LG	Long
LH	Left Hand

NO	Number
OD	Outside Diameter
RH	Right Hand
RL	Roll
STD	Standard
THK	Thick
V	Volt
W/	With

7. Federal Supply Codes for Manufacturers.

Code	Manufacturer
00000	Ordnance Corps
04768	Stahl Metal Products, Division of Scott and Fetzer Co.
08288	Military Supply Standards
08302	Braden Winch Division of Braden Industries, Inc.
10001	Naval Ordnance Systems Command
11757	Dana Corp. Salisbury Div. Chelsa Plant
18265	Donaldson Co., Inc.
19207	Army Tank-Automotive Command
19728	The Prestolite Co., Division of Eltra Corp.
23040	Ford Motor Co., Autolite Ford Parts Division
24617	General Motors Corp.
25472	The B. F. Goodrich Co.
29092	Colt Industries, Inc., Holly Carburetor Division
33116	Wheel Drum and Brake, Division of Kelsey-Hayes Co.
39125	McCaffrey MP Inc.
57733	Stewart-Warner Corp.
58464	Superior Coach Corp
60038	Timken Roller Bearing Co.
63477	Wagner Electric Corp., Wagner Division
65909	Kaiser Jeep Corporation
71500	Carter Carburetor, Division of ACF Industries, Inc.
72447	Dana Corporation
77640	Ross Gear, Division of TRW Inc., Lafayette Plant
78189	Illinois Tool Works, Inc., Shakeproof Div.
78385	Southwind, Division of Steward- Warner Corp.
78940	United Air Cleaner, Division of Filtration Corp.
78977	Unity Manufacturing Company
80244	General Services Administration, Federal Supply Service
81221	Neapco Products, Inc.
81340	Military Specifications Promulgated by Standardization Div., Directorate of Logistic Services, DSA

95019	Dana Corporation, Spicer Division
96906	Military Standards Promulgated by Standardization Div., Directorate of Logistic Services, DSA

8. Recommendations for Maintenance Publication Improvements.

Report of errors, omissions, and recommendations for improving this publication by the individual user is encouraged. Reports should be submitted on DA Form 2028 (Recommended Changes to Publications) and forwarded direct to: Commanding General, Headquarters, U. S. Army Tank Automotive Command, Warren, Michigan 48090, Attention: AMSTAMAP.



Figure 1. Truck, Cargo,: 1 1/4 ton.4X4, M715, right front view




Figure 2. Truck, Ambulance,: 1 1/4ton. 4X4, M725, left front view



Figure3. Truck, Maintenance,: 1 1/4 ton. 4X4, M726, left front view

GROUP 01 Engine

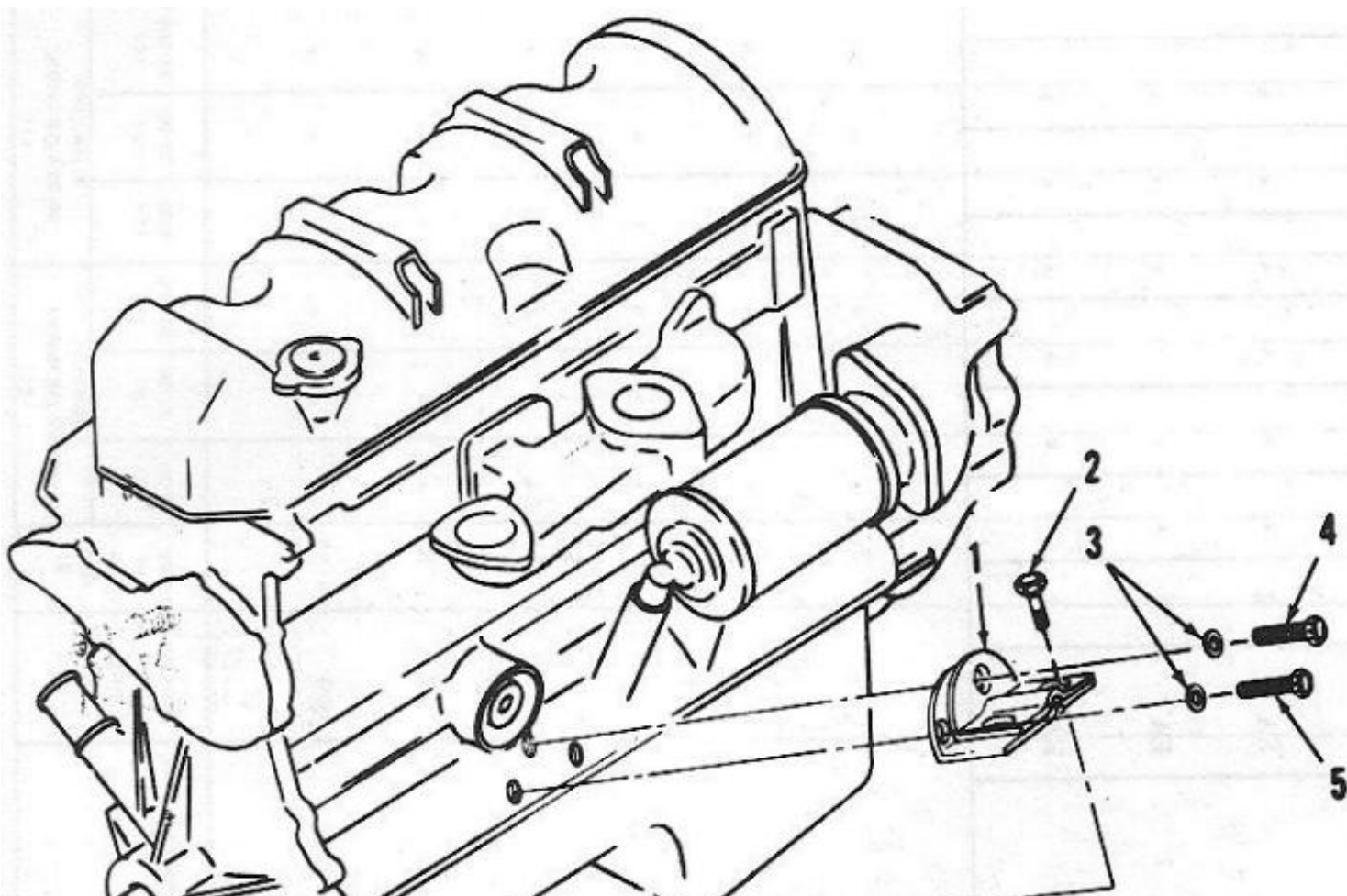
					(6) 30-day DS maint. allowance			(7) 30-day GS maint. allowance					(10) Illustration	
(1) SMR code	(2) Federal Stock Number	(3) Description Reference Number & Mfg. Code Usable on Code	(4) Unit of meas	(5) Qty inc in unit	(a) 1-20	(b) 21-50	(c) 51-100	(a) 1-20	(b) 21-50	(c) 51-100	(8) 1-yr alw per 100 equip cntgcy	(9) Depot maint alw per 100 equip	(a) Figure No.	(b) Item No.
		GROUP 01-ENGINE												
		0100-ENGINE ASSEMBLY												
PFT	2805-152-2500	ENGINE ASSEMBLY WITH GOVERNOR USED ON SERIAL NUMBERS FROM 13577 AMBULANCE, 28680 CARGO, 10001 MAINTENANCE 11663219 (19207)	EA	1	*	*	*	*	*	*				
PFT	2805-167-9049	ENGINE ASSEMBLY WITHOUT GOVERNOR SERIAL NUMBERS TO 13576 AMBULANCE, 28679 CARGO, 10000 MAINTENANCE 5704033 (19207)	EA	1	*	*	*	*	*	*				
PH	2805-927-3285	GASKET SET, ENGINE OVERHAUL 5704428(19207)	EA	1				*	*	*				
		COMPOSED OF:												
X1		1-SEAL, CRANKSHAFT, FRONT 11640704(19207)											15	20
X1		1-SEAL, EXCLUDER 11640881 (19207)											10	8
PF	2590-226-2159	1-GASKET, CYLINDER HEAD 11657636 (19207)											7	5
PF	2805-277-990	4-WASHER, ROCKER COVER 11657057 (19207)											17	9
PF	2805-933-3718	1-GASKET, ROCKER COVER 11640743 (19207)											17	2
X1		1-GASKET, INTAKE MANIFOLD 116408 14(19207)											19	12
PO	2930-699-9021	2-GASKET, WATER OUTLET 8328456 (19207)											34	19
PO	2805-929-3563	1-GASKET, EXHAUST MANIFOLD 11656803(19207)											19	5

				(6) 30-day DS maint. allowance	(7) 30-day GS maint. allowance			(10) Illustration

(1) SMR code	(2) Federal Stock Number	(3) Description Reference Number & Mfg. Code Usable on Code	(4) Unit of meas	(5) Qty inc in unit	(a) 1-20	(b) 21-50	(c) 51-100	(a) 1-20	(b) 21-50	(c) 51-100	(8) 1-yr alw per 100 equip cntgcy	(9) Depot maint alw per 100 equip	(a) Figure No.	(b) Item No.
		0100 ENGINE ASSEMBLY Continued												
		GASKET SET, ENGINE OVERHAUL-Continued												
PO	5330-159-3249	1-GASKET, CARBURETOR 11640784 (19207)											24	5
PO	2805-400-4835	1-GASKET, MANIFOLD FLANGE 11640841 (19207)											32	7
PF	5330-235-5886	12-SEAL ASSEMBLY, VALVE GUIDE 11640887 (19207)											8	16
PF	5330-159-3257	2-GASKET, OIL PAN (SIDE) 11640961 (19207)											18	3
PF	2805-220-3641	2-SEAL 11640809 (19207)											9	12
PO	5330-834-2912	1-GASKET, DRAIN PLUG MS35769-18 (96906)											6	10
PF	2805-110-9778	1-GASKET,CHAIN COVER 11657915 (19207)											15	6
PF	5330-297-4519	2-SEAL 11640770 (19207)											15	24
PF	2805-110-1974	1-SEAL, OIL PAN (END) 11657695 (19207)											9	29
PF	2805-462-7074	1-GASKET, OIL PUMP 11657224 (19207)											18	1
PO	5330-463-0470	1-GASKET, WATER PUMP 11657675 (19207)											34	10
XI		1-GASKET, FUEL PUMP 11657562 (19207)											25	11
XI		4-TAPE, TIMING COVER 11641078 (19207)											15	8
XI		4-PACKING, PREFORMED 11640843(19207)											17	8

(1) SMR code	(2) Federal Stock Number	(3) Description Reference Number & Mfg. Code Usable on Code	(4) Unit of meas	(5) Qty inc in unit	(6) 30-day DS maint. allowance	(7) 30-day GS maint. allowance	(8) 1-yr alw per 100 equip cntgcy	(9) Depot maint alw per 100 equip	(10) Illustration	(a) Figure No.	(b) Item No.
		0100 ENGINE ASSEMBLY Continued									
		GASKET SET, ENGINE OVERHAUL- Continued									
PF	5330-157-6233	1-SEAL,FILLER BLOCK 11657115 (19207)								9	13

PF	2805-927-3282	GASKET SET, VALVE GRIND 5704427 (19207)	EA	1	*	*	*	*	*	*				
		COMPOSED OF:												
PF	2590-226-2159	1-GASKET, CYLINDER HEAD 11657636(19207)										7	5	
1X11		4- O RING 11640843 (19207)										17	8	
PF	2805-277-9990	4-WASHER, ROCKER COVER 11657057 (19207)										17	9	
PF	2805-933-3718	1-GASKET, ROCKER COVER 11640743 (19207)										17	2	
XI		1-GASKET, INTAKE MANIFOLD 11640814 (19207)										19	12	
PO	2930-699-9021	2-GASKET, WATER OUTLET 8328456 (19207)										34	19	
PO	2805-929-3563	1-GASKET, EXHAUST MANIFOLD 11656803(19207)										19	5	
PO	5330-159-3249	1-GASKET, CARBURETOR 11640784 (19207)										24	5	
PO	2805-400-4835	1-GASKET. EXHAUST MANIFOLD FLANGE 11640841 (19207)										32	27	
PF	5330-235-5886	12-SEAL ASSEMBLY, VALVE GUIDE 11640887 (19207)										8	16	
X1		2-TAPE, CYLINDER HEAD 11641078-3 (19207)												



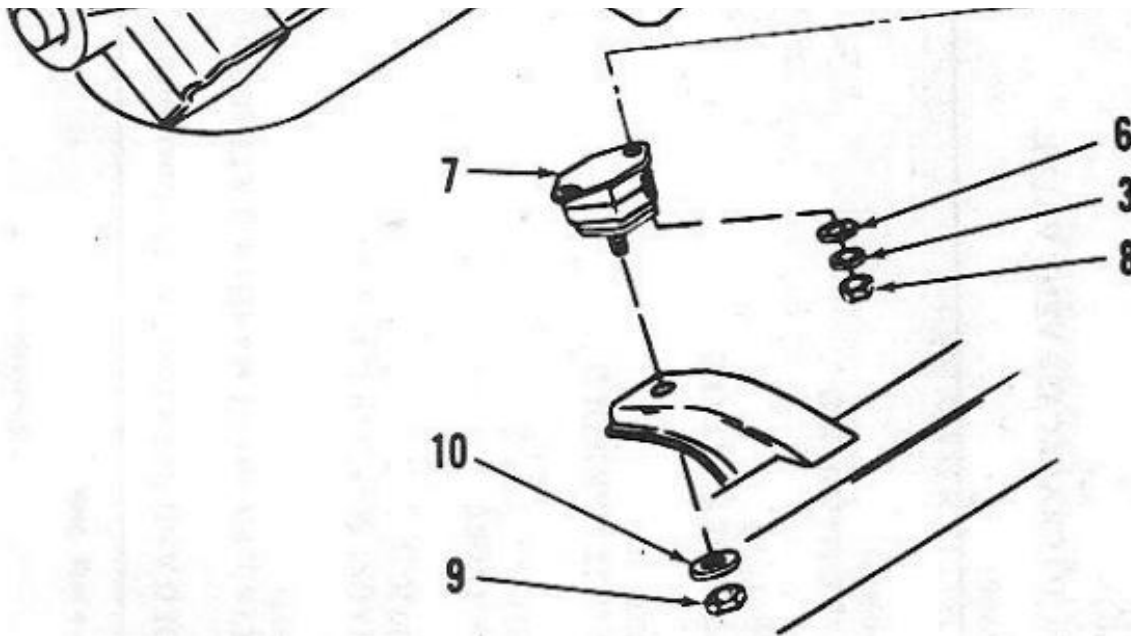
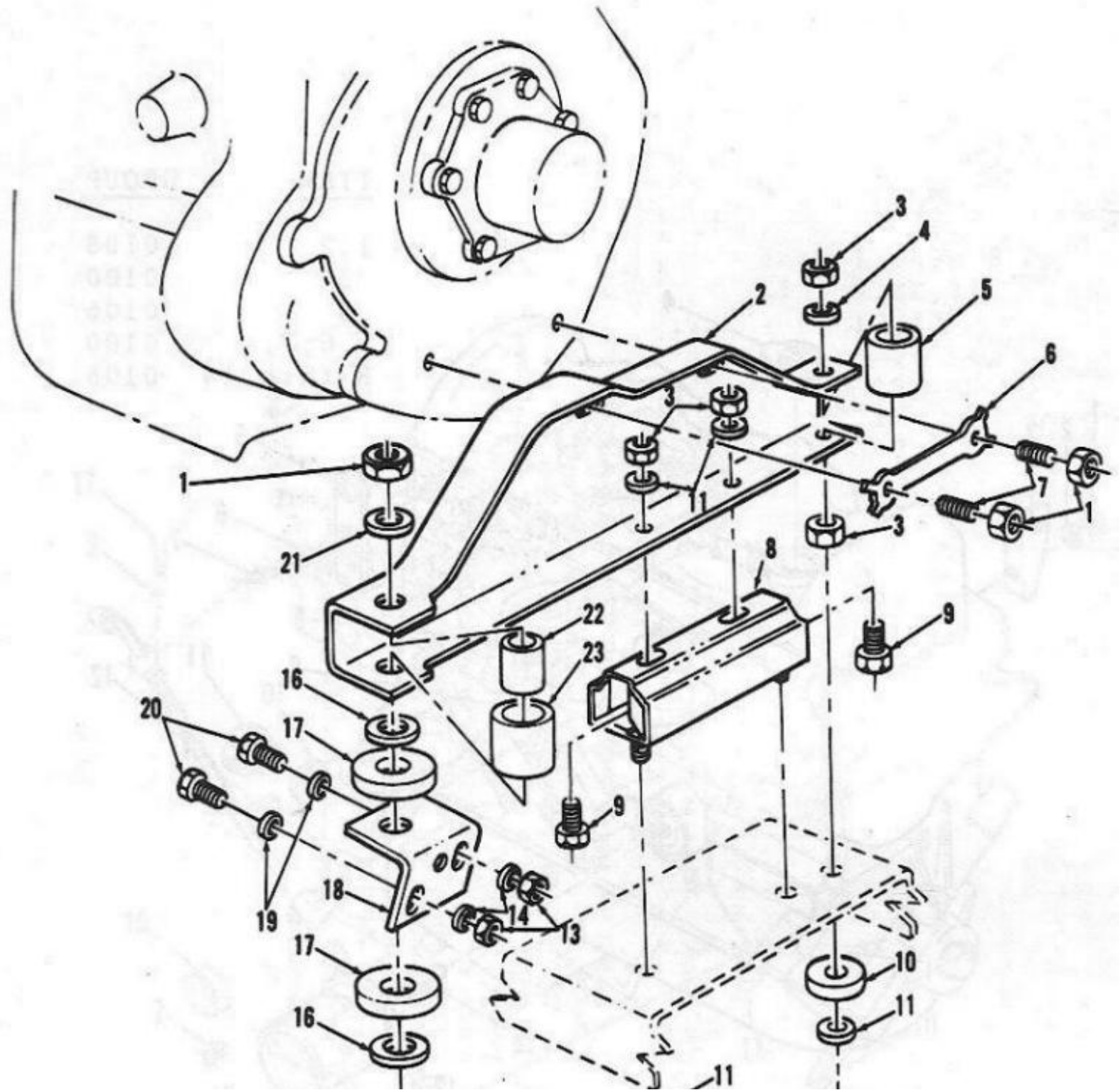


Figure 4: Engine Front Mounts

Page 14

(1) SMR code	(2) Federal Stock Number	(3) Description Reference Number & Mfg. Code Usable on Code	(4) Unit of meas	(5) Qty inc in unit	(6) 30-day DS maint. allowance			(7) 30-day GS maint. allowance			(8) 1-yr alw per 100 equip cntgcy	(9) Depot maint alw per 100 equip	(10) Illustration	
					(a) 1-20	(b) 21-50	(c) 51-100	(a) 1-20	(b) 21-50	(c) 51-100			(a) Figure No.	(b) Item No.
		0100 ENGINE ASSEMBLY Continued												
		GASKET SET, VALVE GRIND-Continued												
X1		1-GASKET, FRONT COVER 11657963 (19207)												
PO	2805-159-8684	BRACE, FRONT, ENGINE MOUNT 11656969 (19207)	EA	2	*	*	*	*	*	*			4	1
PO	5305-269-2805	BOLT, 3/8-24 x 1-1/4 MS90726-62 (96906)	EA	4	*	*	*	*	*	*			4	2
PO	5310-637-9541	WASHER, LOCK, 3/8 MS35338-46 (96906)	EA	10	*	*	*	*	*	*			4	3
PO	5305-269-3211	BOLT, 3/8-16 x 1, ADAPTER AND BRACE MOUNTING MS90725-60 (96906)	EA	2	*	*	*	*	*	*			4	4
PO	5305-269-3210	BOLT, 3/8-16 x 7/8 ADAPTER MOUNTING MS90725-59 (96906)	EA	4	*	*	8	*	*	*			4	5
PO	5310-012-0382	WASHER, PLAIN MS27183-14 (96906)	EA	4	*	*	*	*	*	*			4	6
PO	5340-929-5724	MOUNT, ENGINE, FRONT 11657839(19207)	EA	2	*	*	*	*	*	*			4	7
PO	5310-732-0559	NUT, 3/8-24 MS51968-8 (96906)	EA	4	*	*	*	*	*	*			4	8
PO	5310-126-5367	NUT, 7/16-20 MS21045-C7 (96906)	EA	2	*	*	*	*	*	*			4	9

PO	5310-276-3455	WASHER, SPECIAL 8329680(19207)	EA	2	*	*	*	*	*	*			4	10
PO	5310-488-3888	NUT, SUPPORT TO SUPPORT BOLT MS51943-40 (96906)	EA	3	*	*	*	*	*	*			5	1
X20		SUPPORT, REAR, ENGINE AND TRANSMISSION 11656942 (19207)	EA	1	*	*	*	*	*	*			5	2
PO	5310-732-0559	NUT, PLAIN, HEXAGON, INSULATOR (4) SUPPORT (2) MS51968-8 (96906)	EA	6	*	*	*	*	*	*			5	3



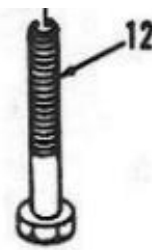
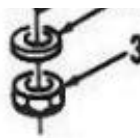


Figure 5: Engine Rear Mount and Related Parts

Page 15

(1) SMR code	(2) Federal Stock Number	(3) Description Reference Number & Mfg. Code Usable on Code	(4) Unit of meas	(5) Qty inc in unit	(6) 30-day DS maint. allowance			(7) 30-day GS maint. allowance			(8) 1-yr alw per 100 equip cntgcy	(9) Depot maint alw per 100 equip	(10) Illustration	
					(a) 1-20	(b) 21-50	(c) 51-100	(a) 1-20	(b) 21-50	(c) 51-100			(a) Figure No.	(b) Item No.
		0100 ENGINE ASSEMBLY Continued												
PO	5310-809-4061	WASHER, LOCK, SUPPORT TO FRAME BOLT MS27183-15 (96906)	EA	1	*	*	*	*	*	*			5	4
PO	5365-410-9795	SPACER, SUPPORT TO FRAME 11656947 (19207)	EA	1	*	*	*	*	*	*			5	5
PO		LOCK, SUPPORT MOUNTING 11656943 (19207)	EA	1	*	*	*	*	*	*			5	6
X1		STUD, SUPPORT MOUNTING 11657107 (19207)	EA	2									5	7
PO	5340-933-3314	INSULATOR, ENGINE REAR MOUNT 11656970(19207)	EA	1	*	*	*	*	*	*			5	8
PO	5305-269-2802	SCREW, CAP, HEXAGON HEAD, INSULATOR ATTACHING MS90726-59 (96906)	EA	2	*	*	*	*	*	*			5	9
PO	5340-462-8549	PAD, RUBBER, SUPPORT TO FRAME 11656946 (19207)	EA	1	*	*	*	*	*	*			5	10
PO	5310-012-0382	WASHER, LOCK, INSULATOR (4) SUPPORT (1) MS35338-46 (96906)	EA	5	*	*	*	*	*	*			5	11
PO	5305-241-6690	BOLT, SUPPORT TO FRAME 11640782 (19207)	EA	1	*	*	*	*	*	*			5	12
PO	5310-880-7746	NUT, PLAIN HEXAGON, SUPPORT TO FRAME ATTACHING MS51968-5 (96906)	EA	2	*	*	*	*	*	*			5	13
PO	5310-407-9566	WASHER, LOCK, SUPPORT TO FRAME ATTACHING MS35338-45 (96906)	EA	2	*	*	*	*	*	*			5	14
PO	5305-716-8176	BOLT, SUPPORT TO SUPPORT ATTACHING MS90726-122 (96906)	EA	1	*	*	*	*	*	*			5	15
PO		WASHER, SUPPORT TO SUPPORT BOLT 11656939 (19207)	EA	2	*	*	*	*	*	*			5	16

PO	5310-436-8412	INSULATOR, RUBBER, SUPPORT TO SUPPORT ATTACHING 11656940 (19207)	EA	2	*	*	*	*	*	*			5	17
----	---------------	--	----	---	---	---	---	---	---	---	--	--	---	----

					(6) 30-day DS maint. allowance			(7) 30-day GS maint. allowance					(10) Illustration	
(1) SMR code	(2) Federal Stock Number	(3) Description Reference Number & Mfg. Code Usable on Code	(4) Unit of meas	(5) Qty inc in unit	(a) 1-20	(b) 21-50	(c) 51-100	(a) 1-20	(b) 21-50	(c) 51-100	(8) 1-yr alw per 100 equip cntgcy	(9) Depot maint alw per 100 equip	(a) Figure No.	(b) Item No.
		0100 ENGINE ASSEMBLY Continued												
X20		SUPPORT 11656723 (19207)	EA	1	*	*	*	*	*	*			5	18
PO	5310-081-4219	WASHER, FLAT, SUPPORT TO FRAME ATTACHING MS27183-12 (96906)	EA	2	*	*	*	*	*	*			5	19
PO	5306-225-9089	SCREW, SUPPORT TO FRAME ATTACHING MS90726-34 (96906)	EA	2	*	*	*	*	*	*			5	20
PO	5310-809-3079	WASHER, SUPPORT TO SUPPORT BOLT MS27183-19 (96906)	EA	1	*	*	*	*	*	*			5	21
X20		SPACER, SUPPORT TO SUPPORT ATTACHING 11656945 (19207)	EA	1	*	*	*	*	*	*			5	23
PO	5340-157-7702	EYE, LIFTING, FRONT 11656968 (19207)	EA	1	*	*	*	*	*	*			6	3
PO	5340-157-7681	EYE, LIFTING, REAR 11656967 (19207)	EA	1	*	*	*	*	*	*			6	5
PO	5310-080-6004	WASHER, FLAT, REAR LIFTING EYE MS27183-14 (96906)	EA	1	*	*	*	*	*	*			6	6
PO	5306-045-1976	BOLT, REAR LIFTING EYE 451976 (24617)	EA	1	*	*	*	*	*	*			6	7
		0101-CRANKCASE, BLOCK, CYLINDER HEAD												
PF	2805-917-0708	BOLT, CYLINDER HEAD 11641095-2 (19207)	EA	3	*	*	*	*	*	*			7	1
PF	5310-929-9400	WASHER, CYLINDER HEAD BOLT 10910174-30 (19207)	EA	14	*	*	*	*	*	*			7	2
PF	2805-917-0614	HEAD ASSEMBLY, CYLINDER 11657871 (19207)	EA	1	*	*	*	*	*	*			7	3

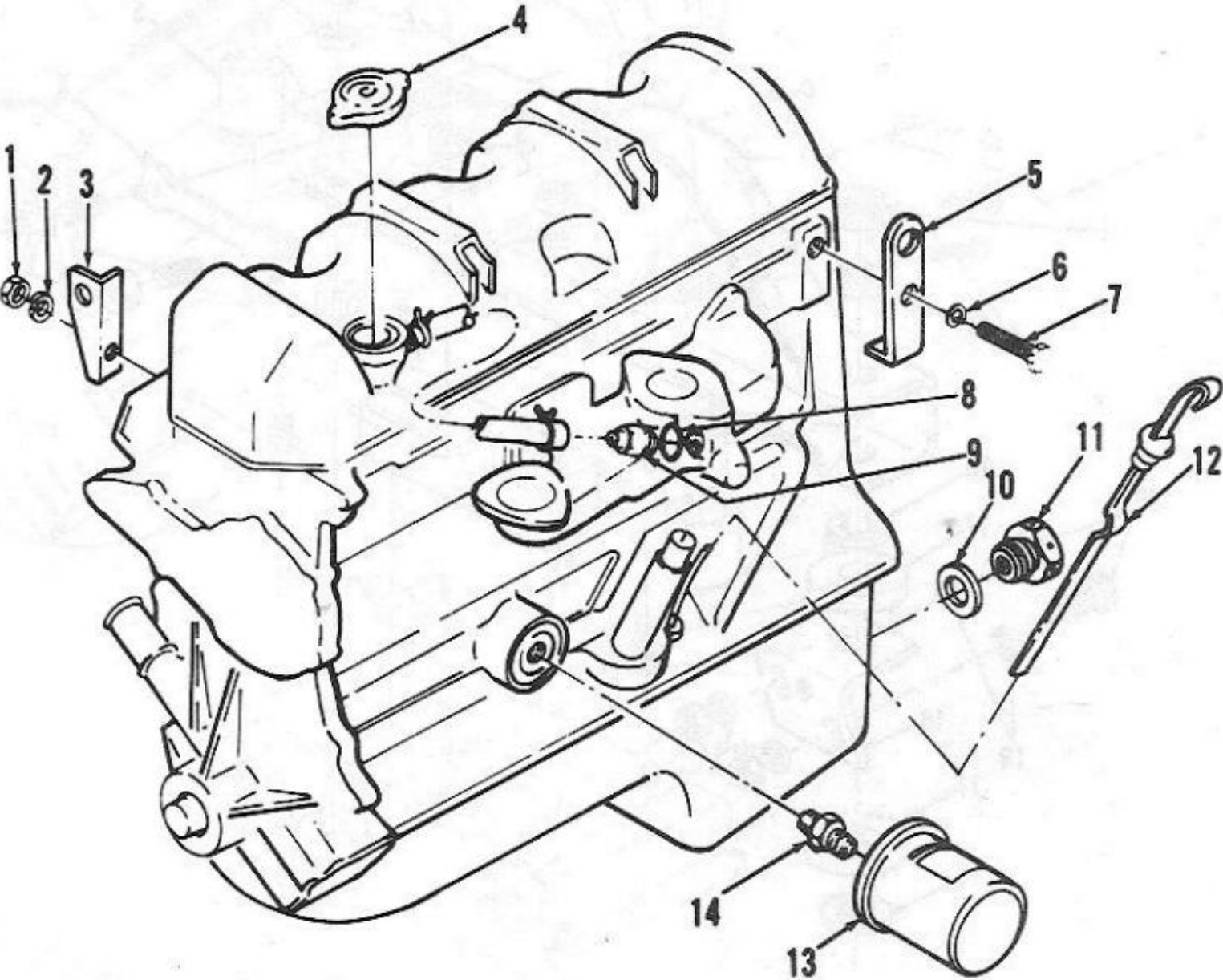


Figure 6: Engine Lifting Eyes, Oil Filter and Related Parts

Note: Some items pictured are not in this group. See table below to find correct group.

ITEM	GROUP
1, 2	0108
4, 8, 9, 10, 11, 12, 13, 14	0106

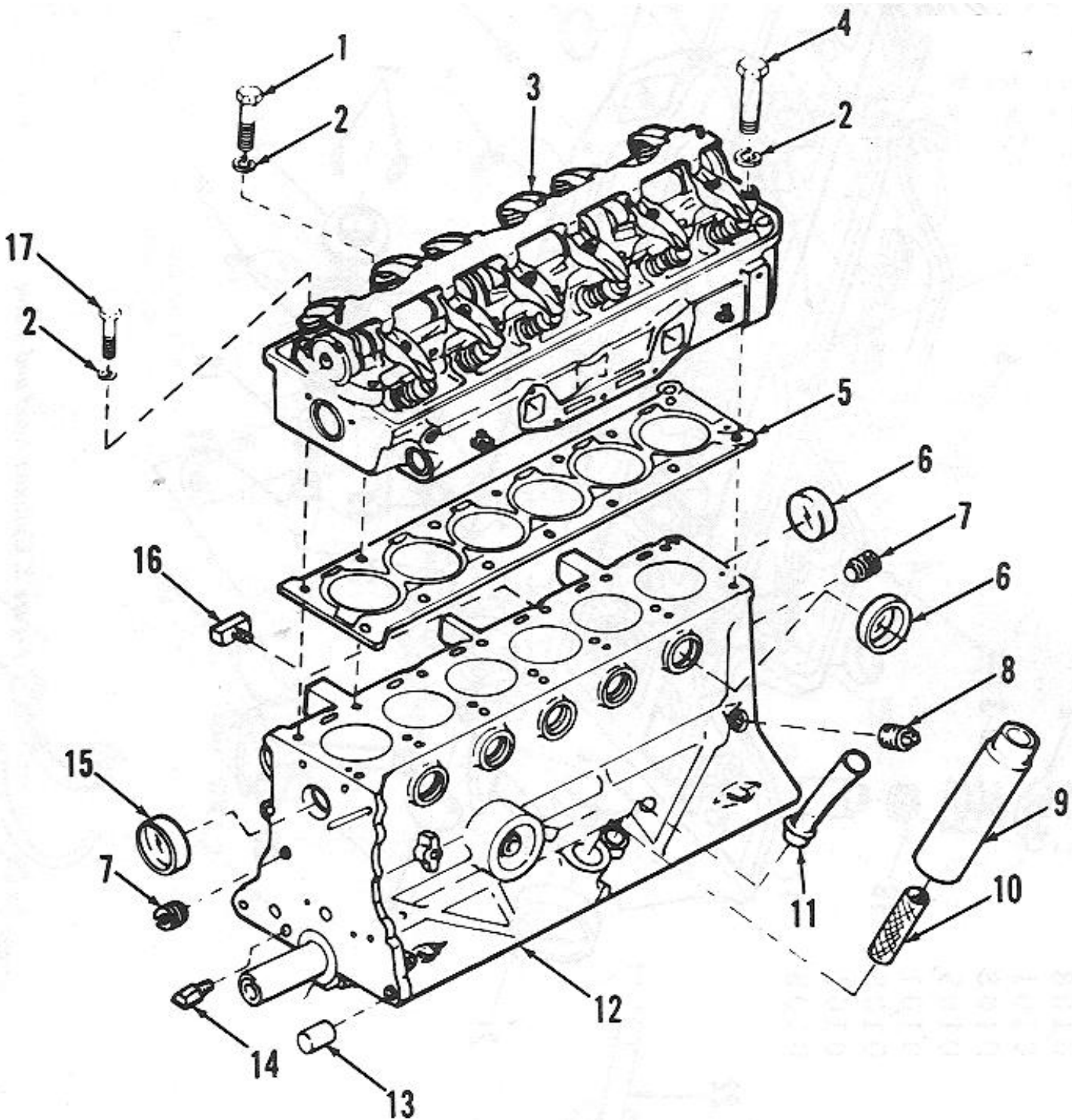


Figure 7: Cylinder Block and Head

Note: Some items pictured are not in this group. See table below to find correct group.

ITEM	GROUP
9, 10, 11, 14, 16	0106

				(6) 30-day DS maint. allowance	(7) 30-day GS maint. allowance			(10) Illustration
--	--	--	--	---	---	--	--	----------------------

(1) SMR code	(2) Federal Stock Number	(3) Description Reference Number & Mfg. Code Usable on Code	(4) Unit of meas	(5) Qty inc in unit	(a) 1-20	(b) 21-50	(c) 51-100	(a) 1-20	(b) 21-50	(c) 51-100	(8) 1-yr alw per 100 equip cntgcy	(9) Depot maint alw per 100 equip	(a) Figure No.	(b) Item No.
		0101 CRANKCASE. BLOCK, CYLINDER HEAD Continued												
PF	2805-917-0619	BOLT, CYLINDER HEAD 11641095-1 (19207)	EA	9	*	*	*	*	*	*			7	4
PF	2590-226-2159	GASKET, CYLINDER HEAD 11657636 (19207)	EA	1	*	*	*	*	*	*			7	5
PF	2805-927-3270	KIT, EXPANSION PLUG 5704409 (19207)	EA	1	*	*	*	*	*	*			7	
		COMPOSED OF:			*	*	*	*	*	*				
PF	5340-220-3639	6-PLUG, WATER JACKET 11657668(19207)	EA	6	*	*	*	*	*	*			7	6
X1		1-PLUG, WATER JACKET 11640849(19207)			*	*	*	*	*	*			7	15
PF	4730-220-3637	PLUG, PIPE, BLOCK 11656 793(19207)	EA	2	*	*	*	*	*	*			7	7
PO	4730-012-7951	PLUG, PIPE, DRAIN 127951 (24617)	EA	1	*	*	*	*	*	*			7	8
X1		BLOCK, ASSEMBLY, ENGINE 11657538 (19207)	EA	1	*	*	*	*	*	*			7	12
X2		SLEEVE, DOWEL, BLOCK 11657674 (19207)	EA	2	*	*	*	*	*	*			7	13
PF	2805-929-3334	BOLT,CYLINDER HEAD 11641095-3(19207)	EA	2	*	*	*	*	*	*			7	17
PF	2805-220-3647	PLUG CUP, CYLINDER HEAD 11640739 (19207)	EA	2	*	*	*	*	*	*			8	4
PO	4730-057-5555	PLUG, HEATER CONNECTION MS49005-6 (96906)	EA	1	*	*	*	*	*	*			8	5
X1		HEAD CYLINDER 11657430 (19207)	EA	1	*	*	*	*	*	*			8	6

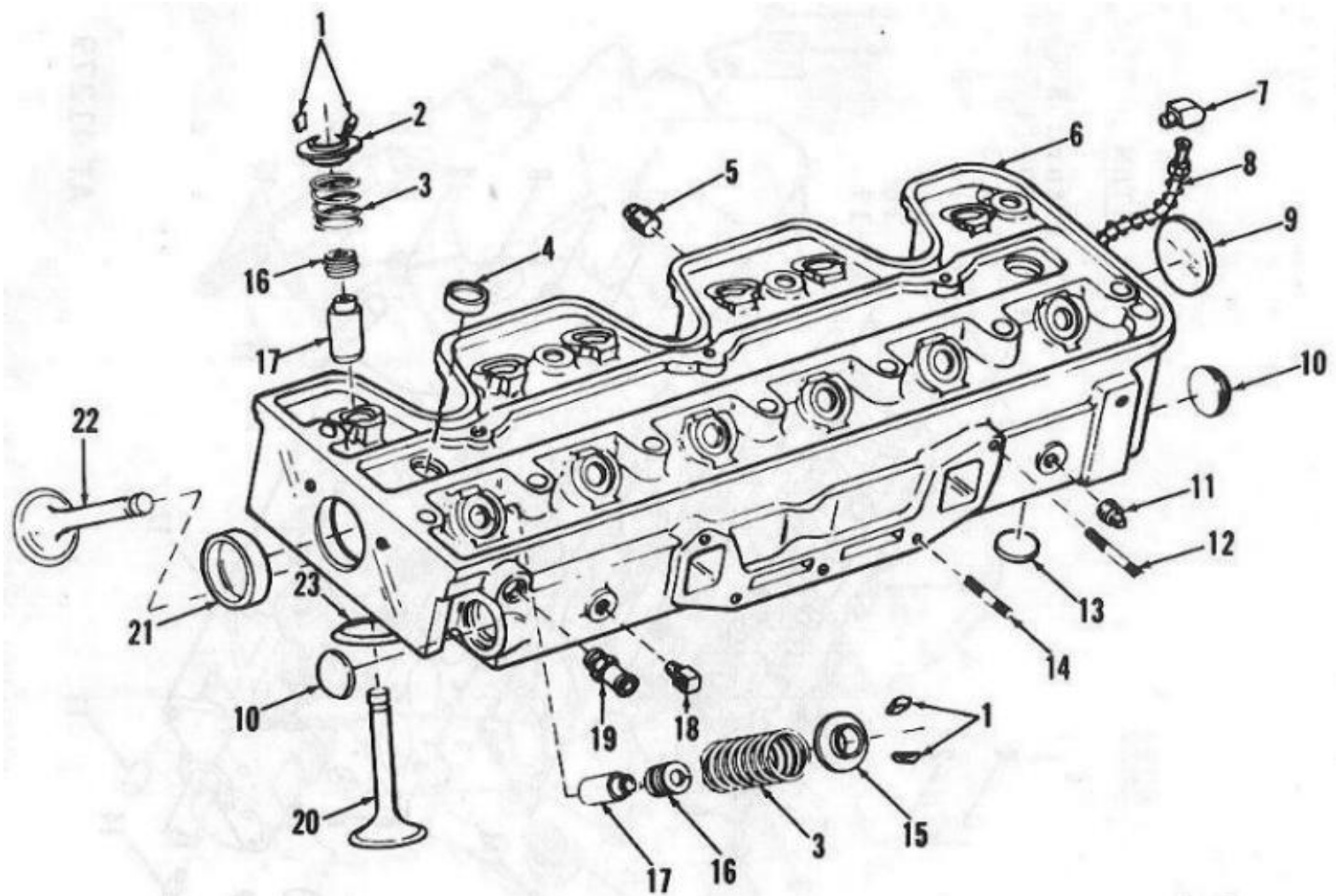


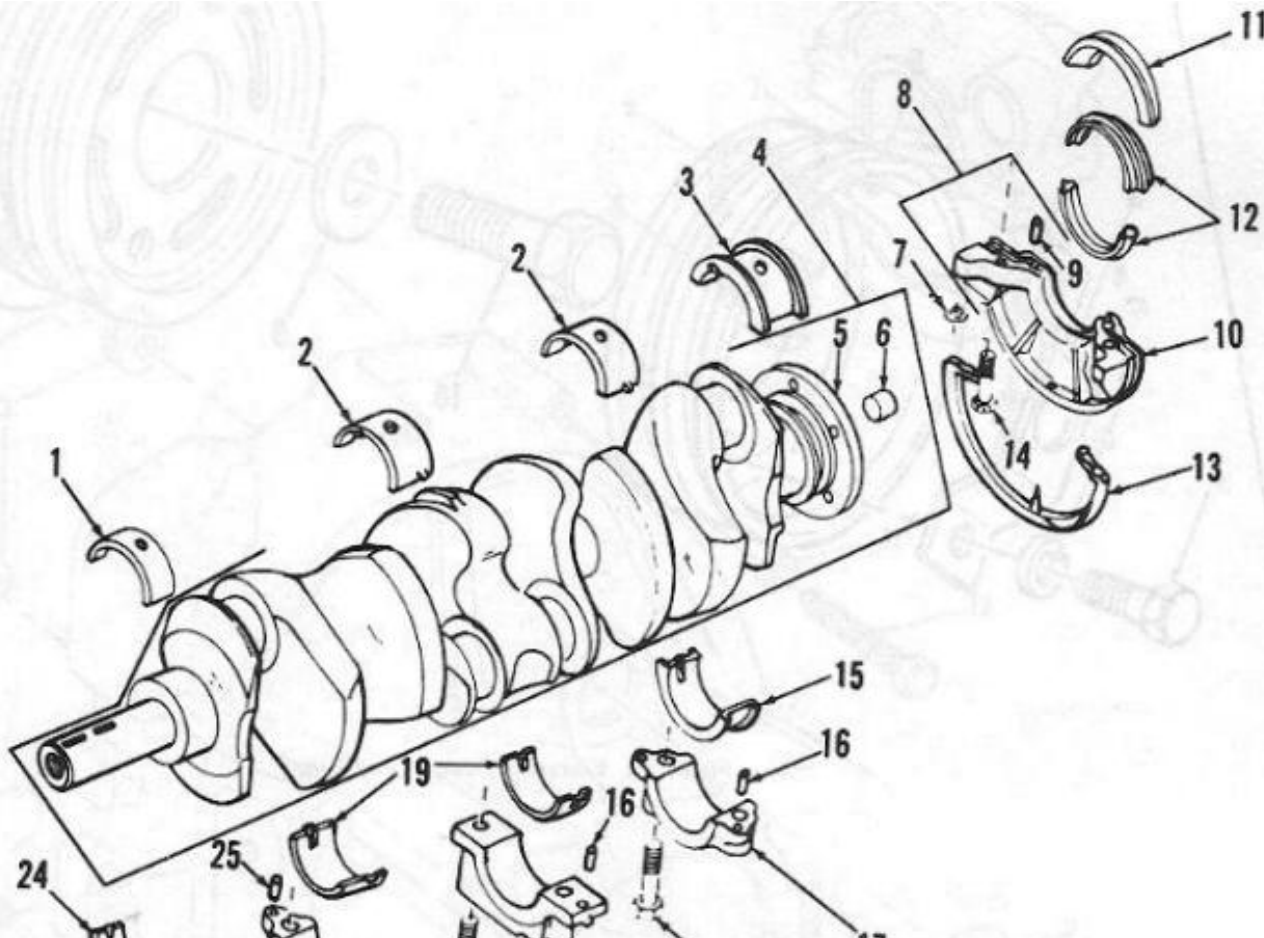
Figure 8: Cylinder Head and Valve

Note: Some items pictured are not in this group. See table below to find correct group.

ITEM	GROUP
1, 2, 3, 15, 16, 17, 20, 22, 23	0105
7, 8	0106
12, 14	0108

(1) SMR code	(2) Federal Stock Number	(3) Description Reference Number & Mfg. Code Usable on Code	(4) Unit of meas	(5) Qty inc in unit	(6) 30-day DS maint. allowance			(7) 30-day GS maint. allowance			(8) 1-yr alw per 100 equip cntgcy	(9) Depot maint alw per 100 equip	(10) Illustration	
					(a)	(b)	(c)	(a)	(b)	(c)			(a) Figure No.	(b) Item No.
		0101-CRANKCASE, BLOCK, CYLINDER HEAD-Continued												

PF	5340-220-3639	PLUG, WATER JACKET 11657668 (19207)	EA	*	*	*	*	*	*			8	9
PF	5340-836-0647	PLUG, EXPANSION, HEAD MS35648-9 (96906)	EA	*	*	*	*	*	*			8	10
PO	4730-954-1281	PLUG, PIPE, SIDE OF HEAD MS-49005-4 (96906)	EA	*	*	*	*	*	*			8	11
PF		PLUG, EXPANSION 116447(24617)	EA	*	*	*	*	*	*			8	13
PO	4730-220-3649	ELBOW, SIDE OUTLET 11657635(19207)	EA	*	*	*	*	*	*			8	18
PO		NIPPLE, HEATER HOSE 11640807 (19207)	EA	*	*	*	*	*	*			8	19
PF	2805-220-3645	PLUG, CUP, FRONT HEAD 11640917 (19207)	EA	*	*	*	*	*	*			8	21
		0102-CRANKSHAFT											
PH	2805-927-3283	BEARING SET, CRANKSHAFT (STD) 5704437 (19207)	EA					*	*	*		9	
		COMPOSED OF:											
X1		1-BEARING, MAIN CRANKSHAFT, FRONT, UPPER 11640821 (19207)										9	1
X1		2-BEARING, MAIN, INTERMEDIATE, UPPER 11640823 (19207)										9	2
X1		1-BEARING, MAIN, REAR, UPPER 11640967 (19207)										9	3
X1		1-BEARING, MAIN, REAR, LOWER 11640966 (19207)										9	15



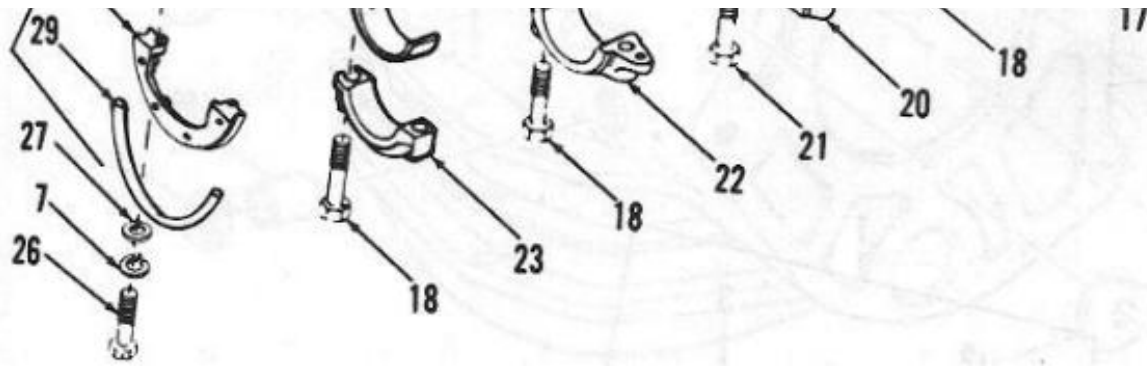


Figure 9: Crankshaft and Related Parts

(1) SMR code	(2) Federal Stock Number	(3) Description Reference Number & Mfg. Code Usable on Code	(4) Unit of meas	(5) Qty inc in unit	(6) 30-day DS maint. allowance			(7) 30-day GS maint. allowance			(8) 1-yr alw per 100 equip cntgcy	(9) Depot maint alw per 100 equip	(10) Illustration	
					(a) 1-20	(b) 21-50	(c) 51-100	(a) 1-20	(b) 21-50	(c) 51-100			(a) Figure No.	(b) Item No.
		0102-CRANKSHAFT Continued												
		BEARING SET, CRANKSHAFT (STD)-Continued												
X1		2-BEARING, MAIN, INTERMEDIATE, LOWER 11640824 (19207)											9	19
X1		1-BEARING, MAIN, CRANKSHAFT, FRONT LOWER 11640822 (19207)											9	24
PF	2805-152-2479	CRANKSHAFT ASSEMBLY 11657098 (19207)	EA	1	*	*	*	*	*	*			9	4
X1		CRANKSHAFT 11657099 (19207)	EA	1									9	5
PH	2520-927-3293	BUSHING, CRANKSHAFT 11640745 (19207)	EA	1				*	*	*			9	6
PF	5310-081-4219	WASHER, FILLER BLOCK MOUNTING MS27183-12 (96906)	EA	4	*	*	*	*	*	*			9	7
PF	2805-152-2480	BLOCK, FILLER, ASSEMBLY, REAR, CRANKSHAFT 11657109 (19207)	EA	1	*	*	*	*	*	*			9	8
X1		DOWEL, PIN, REAR BEARING, FILLER BLOCK 11657116 (19207)	EA	2									9	9
X1		BLOCK, REAR, BEARING, FILLER 11657114 (19207)	EA	1									9	10
PF	2805-113-0729	GUARD, REAR BEARING, OIL SEAL 11657111 (19207)	EA	1	*	*	*	*	*	*			9	11
PF	2805-220-3641	SEAL, REAR, MAIN BEARING 11640809 (19207)	EA	2	*	*	*	*	*	*			9	12
PF	5330-157-6233	SEAL, REAR PAN AND FILLER BLOCK 11657115 (19207)	EA	1	*	*	*	*	*	*			9	13

PF	5305-983-6622	SCREW, CRANKSHAFT, REAR, FILLER BLOCK MS16997-81 (96906)	EA	2	*	*	*	*	*	*			9	14
PH	2805-199-9843	DOWEL, MAIN BEARING CAP 11640909 (19207)	EA	5				*	*	*			9	16

					(6) 30-day DS maint. allowance			(7) 30-day GS maint. allowance					(10) Illustration	
(1) SMR code	(2) Federal Stock Number	(3) Description Reference Number & Mfg. Code Usable on Code	(4) Unit of meas	(5) Qty inc in unit	(a) 1-20	(b) 21-50	(c) 51-100	(a) 1-20	(b) 21-50	(c) 51-100	(8) 1-yr alw per 100 equip cntgcy	(9) Depot maint alw per 100 equip	(a) Figure No.	(b) Item No.
		0102 CRANKSHAFT Continued												
X1		CAP, REAR, MAIN BEARING 11656801 (19207)	EA	1									9	17
PF	5305-462-7023	SCREW, MAIN BEARING, CAP FRONT (2) -FRONT INNER (2)-REAR (2) 11640955 (19207)	EA	6	*	*	*	*	*	*			9	18
X1		CAP, REAR, INTERMEDIATE, MAIN BEARING 11656802 (19207)	EA	1									9	20
PH	5305-462-7024	SCREW, REAR, INTERMEDIATE, MAIN BEARING 11657667 (19207)	EA	2				*	*	*			9	21
X1		CAP, FRONT, INTERMEDIATE, MAIN BEARING 11656799 (19207)	EA	1									9	22
X1		CAP, FRONT, MAIN BEARING 11656800 (19207)	EA	1									9	23
PH	2805-199-9844	DOWEL, FRONT, MAIN BEARING CAP 11657673 (19207)	EA	2				*	*	*			9	25
PF	5305-983-6621	SCREW, FRONT FILLER BLOCK MOUNTING MS 16997-80 (96906)	EA	2	*	*	*	*	*	*			9	26
PF	5310-407-9566	WASHER, FRONT FILLER BLOCK MOUNTING MS35338-45 (96906)	EA	2	*	*	*	*	*	*			9	27
X2F		FILLER, BLOCK ASSEMBLY, FRONT MAIN BEARING 11656795 (19207)	EA	1	*	*	*	*	*	*			9	28
PF	2805-110-1974	SEAL, FRONT, FILLER BLOCK 11657695 (19207)	EA	1	*	*	*	*	*	*			9	29
X1		FILLER, BLOCK, FRONT, MAIN 11656797 (19207)	EA	1									9	30
PF	2805-917-5583	DAMPER, VIBRATION AND PULLEY ASSEMBLY 11657747 (19207)	EA	1	*	*	*	*	*	*			10	1
PF	5305-710-4189	SCREW, PULLEY ATTACHING MS90726-84 (96906)	EA	2	*	*	*	*	*	*			10	2

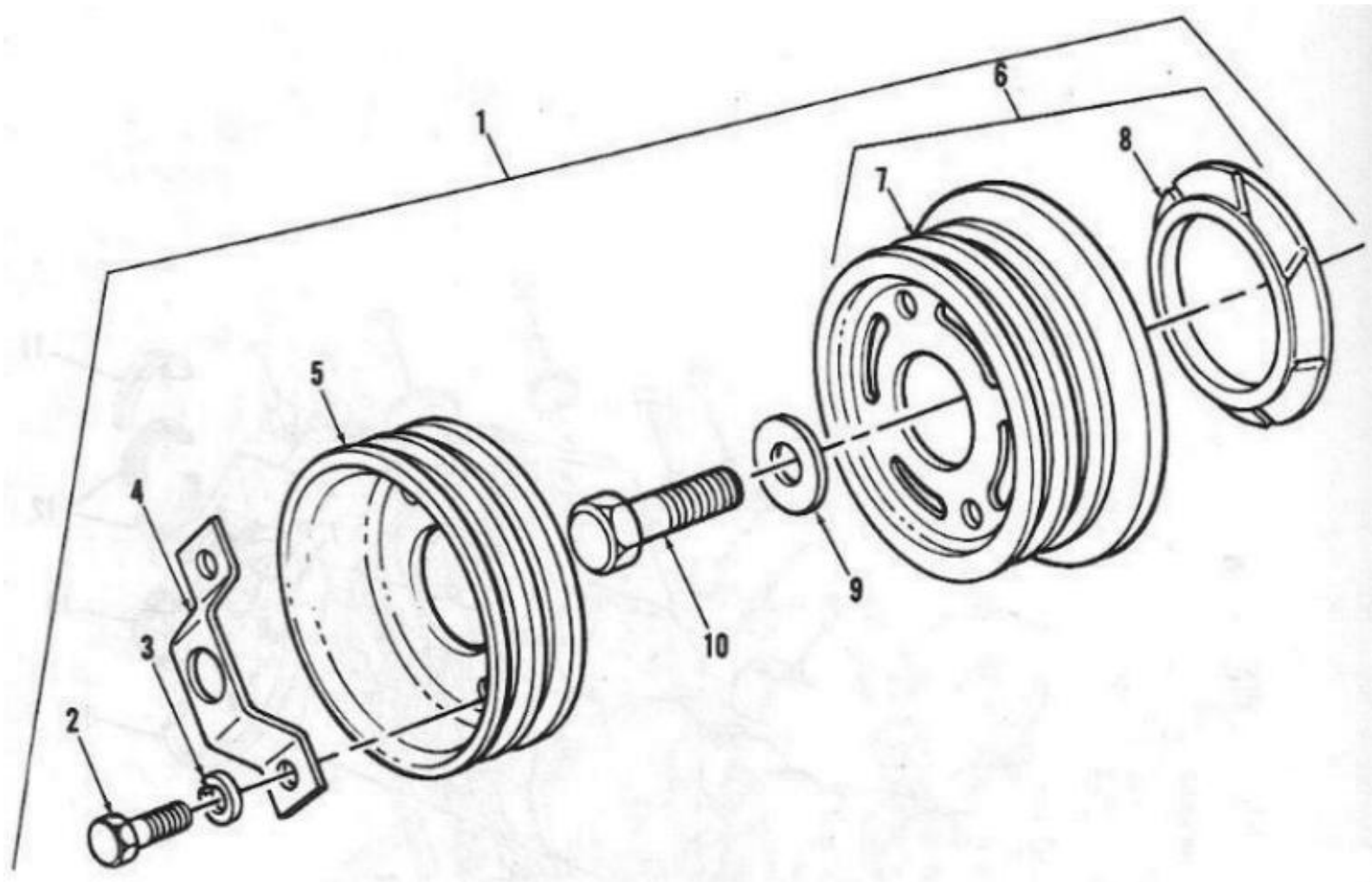


Figure 10: Vibration Damper and Pulley

Page 21

				(6) 30-day DS maint. allowance			(7) 30-day GS maint. allowance				(10) Illustration			
(1) SMR code	(2) Federal Stock Number	(3) Description Reference Number & Mfg. Code Usable on Code	(4) Unit of meas	(5) Qty inc in unit	(a) 1-20	(b) 21-50	(c) 51-100	(a) 1-20	(b) 21-50	(c) 51-100	(8) 1-yr alw per 100 equip cntgcy	(9) Depot maint alw per 100 equip	(a) Figure No.	(b) Item No.
		0102 CRANKSHAFT Continued												
PF	5310-209-0965	WASHER, LOCK, PULLEY ATTACHING MS35338-47 (96906)	EA		*	*	*	*	*	*			10	3
PF	2930-933-3549	LOCK, VIBRATION DAMPER PULLEY 11657112 (19207)	EA		*	*	*	*	*	*			10	4
X1		PULLEY, VIBRATION DAMPER 11640968-12 (19207)	EA										10	5
PF	3020-459-9745	DAMPER AND SEAL ASSEMBLY 11657108 (19207)	EA		*	*	*	*	*	*			10	6
X1		DAMPER 11650714 (19207)	EA										10	7

X1		SEAL, DAMPER 11640881 (19207)	EA										10	8
PF	2805-220-3640	WASHER, VIBRATION DAMPER AND PULLEY ATTACHING 11657106 (19207)	EA		*	*	*	*	*	*			10	9
PF	5305-727-8816	SCREW, CAP VIBRATION DAMPER AND PULLEY TO CRANKSHAFT MS90726-187 (96906)	EA		*	*	*	*	*	*			10	10
		0103 FLYWHEEL ASSEMBLY												
PF	2805-927-3272	FLYWHEEL ASSEMBLY 11657100 (19207)	EA		*	*	*	*	*	*			11	1
PF	2805-933-3739	RING, GEAR, FLYWHEEL 11657101 (19207)	EA		*	*	*	*	*	*			11	2
X1		FLYWHEEL 11657102 (19207)	EA										11	3
PF	5310-774-4472	NUT, FLYWHEEL ATTACHING 7744472 (19207)	EA		*	*	*	*	*	*			11	4
PF	5310-595-7237	WASHER, FLYWHEEL ATTACHING MS35333-42 (96906)	EA		*	*	*	*	*	*			11	5

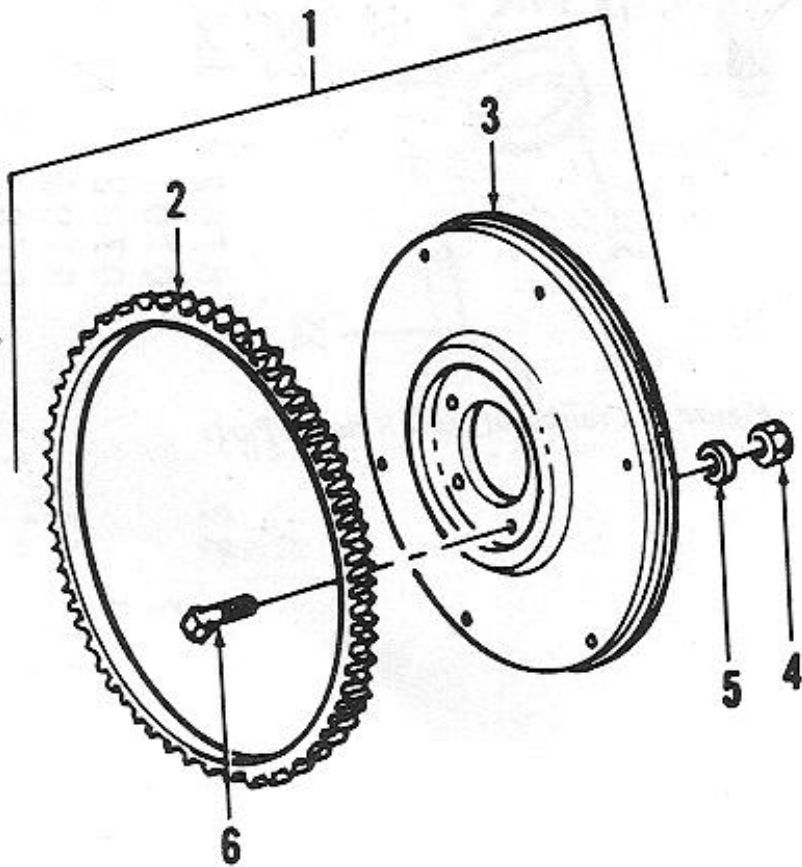


Figure 11: Flywheel Assembly

				(6) 30-day DS maint. allowance	(7) 30-day GS maint. allowance			(10) Illustration
--	--	--	--	---	---	--	--	----------------------

(1) SMR code	(2) Federal Stock Number	(3) Description Reference Number & Mfg. Code Usable on Code	(4) Unit of meas	(5) Qty inc in unit	(a) 1-20	(b) 21-50	(c) 51-100	(a) 1-20	(b) 21-50	(c) 51-100	(8) 1-yr alw per 100 equip cntgcy	(9) Depot maint alw per 100 equip	(a) Figure No.	(b) Item No.
		0103 FLYWHEEL ASSEMBLY Continued												
PF	2805-917-1016	BOLT, FLYWHEEL ATTACHING 11657103 (19207)	EA	6	*	*	*	*	*	*			11	6
PF	5305-225-3840	SCREW, CAP HEX HEAD, PLUG ATTACHING MS90725-7 (96906)	EA	3	*	*	*	*	*	*			12	1
PF	5310-234-7841	WASHER TO ATTACH FLYWHEEL HOUSING PLUG 11657560 (19207)	EA	4	*	*	*	*	*	*			12	2
PF	4730-485-9289	PLUG, FLYWHEEL HOUSING 11657561 (19207)	EA	3	*	*	*	*	*	*			12	3
X2F		HOUSING, FLYWHEEL 11657682 (19207)	EA	1	*	*	*	*	*	*			12	4
PF	5330-133-6231	GASKET, FLYWHEEL HOUSING TO OIL PAN 11657680 (19207)	EA	1	*	*	*	*	*	*			12	5
PF	5330-159-3260	GASKET, FLYWHEEL HOUSING TO ENGINE BLOCK 11657205 (19207)	EA	1	*	*	*	*	*	*			12	6
PF	5330-157-4657	GASKET, FLYWHEEL HOUSING PAN TO FLYWHEEL HOUSING 11657311 (19207)	EA	1	*	*	*	*	*	*			12	7
PF	2805-152-2482	PAN, FLYWHEEL HOUSING 11657688 (19207)	EA	1	*	*	*	*	*	*			12	8
PF	5310-407-9566	WASHER MS35338-45 (96906)	EA	6	*	*	*	*	*	*			12	9
PF	5306-225-9081	SCREW, CAP, HEX HEAD TO ATTACH FLYWHEEL HOUSING AND PAN MS90725-36 (96906)	EA	6	*	*	*	*	*	*			12	10
PF	5310-209-0965	WASHER, LOCK MS35338-47 (96906)	EA	4	*	*	*	*	*	*			12	11
PF	5305-687-5910	BOLT, 7/16-14 x 3-3/8, FLYWHEEL HOUSING ATTACHING 187151 (24617)	EA	2	*	*	*	*	*	*			12	12

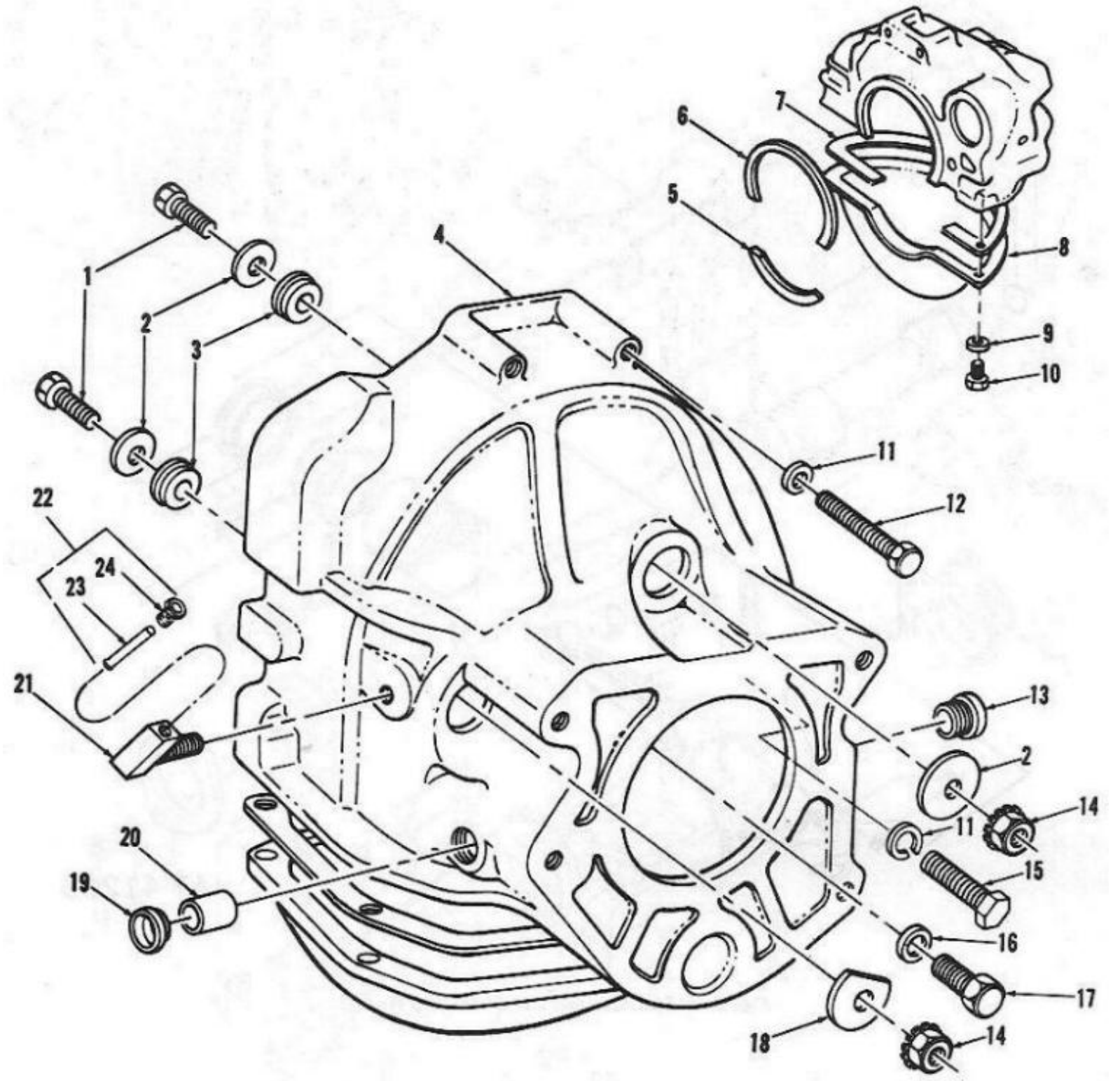


Figure 12: Flywheel Housing and Related Parts

				(6) 30-day DS maint. allowance	(7) 30-day GS maint. allowance			(10) Illustration

(1) SMR code	(2) Federal Stock Number	(3) Description Reference Number & Mfg. Code Usable on Code	(4) Unit of meas	(5) Qty inc in unit	(a) 1-20	(b) 21-50	(c) 51-100	(a) 1-20	(b) 21-50	(c) 51-100	(8) 1-yr alw per 100 equip cntgcy	(9) Depot maint alw per 100 equip	(a) Figure No.	(b) Item No.
		0103 FLYWHEEL ASSEMBLY Continued												
PF	5340-587-1447	PLUG, EXPANSION, CLUTCH HOUSING, SHAFT HOLE 8336138 (19207)	EA	1	*	*	*	*	*	*			12	13
PF		NUT AND LOCK WASHER, PLUG ATTACHING 8328462 (19207)	EA	3	*	*	*	*	*	*			12	14
PF	5306-462-7022	BOLT, 7/16-14 x 1-5/8, FLYWHEEL HOUSING AND GASKET 11657679 (19207)	EA	2	*	*	*	*	*	*			12	15
PF	5310-234-7840	WASHER, FLYWHEEL, HOUSING ATTACHING 11657678(19207)	EA	1	*	*	*	*	*	*			12	16
PF	5305-069-5574	BOLT, CAP, HEX HEAD, 7/16-14 x 1-1/8 MS90725-86 (96906)	EA	1	*	*	*	*	*	*			12	17
PF	5310-234-7842	WASHER, SPECIAL, PLUG ATTACHING 11657677 (19207)	EA	2	*	*	*	*	*	*			12	18
PF	5330-954-1248	SEAL, PLAIN ENCASED 7066144(19207)	EA	1	*	*	*	*	*	*			12	19
PF	2805-229-4676	BUSHING, FLYWHEEL HOUSING 11641000 (19207)	EA	2	*	*	*	*	*	*			12	20
PO		TEE, FLYWHEEL HOUSING, VENT LINE CONNECTION 191347 (24617)	EA	1	*	*	*	*	*	*			12	21
PO		TUBE ASSEMBLY, BELL HOUSING VENT 11657450 (19207)	EA	1	*	*	*	*	*	*			12	22
X1		TUBE, BELLHOUSING VENT 11657450-1(19207)	EA	1									12	23
PO	4730-013-7397	FITTING 137397 (24617)	EA	1	*	*	*	*	*	*			12	24

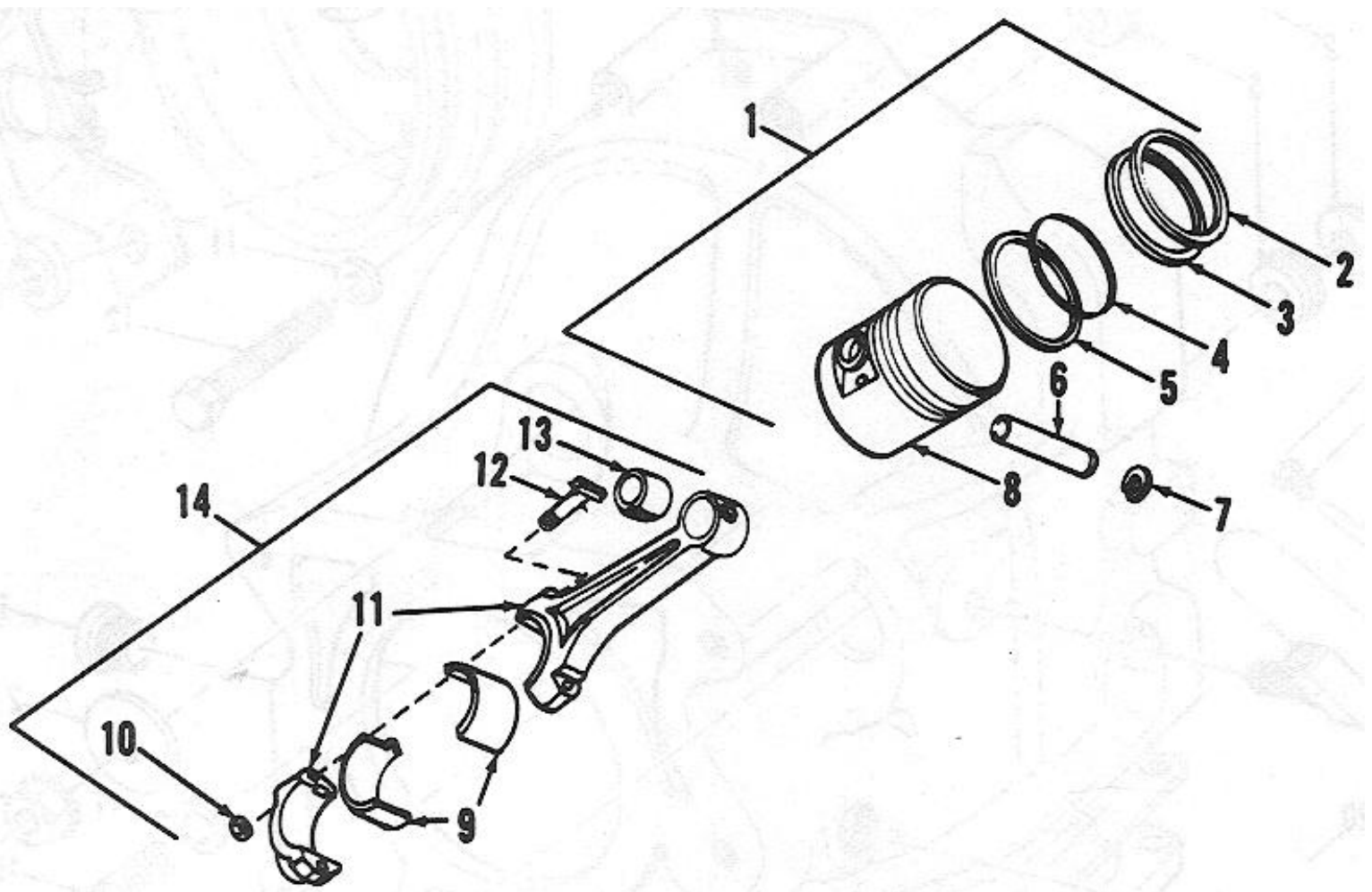


Figure 13: Piston, Rings, and Connecting Rod

Page 24

(1) SMR code	(2) Federal Stock Number	(3) Description Reference Number & Mfg. Code Usable on Code	(4) Unit of meas	(5) Qty inc in unit	(6) 30-day DS maint. allowance			(7) 30-day GS maint. allowance			(8) 1-yr alw per 100 equip cntgcy	(9) Depot maint alw per 100 equip	(10) Illustration	
					(a)	(b)	(c)	(a)	(b)	(c)			(a) Figure No.	(b) Item No.
		0104-PISTONS, CONNECTING RODS												
PH	2805-493-6219	PISTON ASSEMBLY, ENGINE (STD) 11657120 (19207)	EA	6				*	*	*			13	1
X1		RING, PISTON, UPPER (STD) 11641016 (19207)	EA	1									13	2
X1		RING, PISTON, LOWER (STD) 11641023 (19207)	EA	1									13	3
X1		SPRING ASSEMBLY, PISTON, OIL RING 11640804 (19207)	EA	1									13	4
X1		RING, OIL, PISTON (STD) 11657130 (19207)	EA	1									13	5
PH	2805-472-4189	PISTON PIN, CONNECTING ROD 11657121 (19207)	EA	1				*	*	*			13	6

PH	5365-057-2685	RING, RETAINING 11657347 (19207)	EA	2				*	*	*			13	7
PH	2805-152-2502	PISTON, ENGINE (STD) 11641039 (19207)	EA	1				*	*	*			13	8
PH	2805-927-3284	RING SET (STD) 5704438 (19207)	EA	6				*	*	*			13	
		COMPOSED OF:												
X1		1-RING, PISTON, UPPER 11641016 (19207)											13	2
X1		1-RING, PISTON, LOWER 11641023 (19207)											13	3
X1		1-RING, OIL 11657130 (19207)											13	5
X1		1-SPRING, OIL RING 11640804 (19207)											13	4

					(6) 30-day DS maint. allowance			(7) 30-day GS maint. allowance					(10) Illustration	
(1) SMR code	(2) Federal Stock Number	(3) Description Reference Number & Mfg. Code Usable on Code	(4) Unit of meas	(5) Qty inc in unit	(a) 1-20	(b) 21-50	(c) 51-100	(a) 1-20	(b) 21-50	(c) 51-100	(8) 1-yr alw per 100 equip cntgcy	(9) Depot maint alw per 100 equip	(a) Figure No.	(b) Item No.
		0104-PISTONS, CONNECTING RODS-Continued												
PH		SET, RING, .020 OVERSIZE 5704060 (19207)	EA	1				*	*	*			13	
X1		RING, PISTON, UPPER 11641016-1 (19207)	EA	6									13	2
X1		RING, PISTON, LOWER 11641023-1(19207)	EA	6									13	3
X1		SPRING,OIL, RING 11640804-1(19207)	EA	6									13	4
X1		RING, OIL 11657130-1 (19207)	EA	6									13	5
PH		PISTON, .020 OVERSIZE 11641039-1 (19207)	EA	6				*	*	*			13	6
PH	2805-927-3290	BEARING SET, CONNECTING ROD: 1,3,5 (STD) UPPER AND LOWER 5704436 (19207)	EA	3				*	*	*			13	9
PH	2805-927-3330	BEARING SET, CONNECTING ROD: 2, 4, 6 (STD) UPPER AND LOWER 5704440 (19207)	EA	3				*	*	*			13	9
PH	2805-933-3551	CONNECTING ROD ASSEMBLY: 1, 3,5 11657124 (19207)	EA	3				*	*	*			13	14
		COMPOSED OF:	EA											
PH	5310-462-7019	NUT, HEX 11641017 (19207)	EA	2				*	*	*			13	10
X1		CONNECTING ROD & CAP: 1, 3. 5 11657119-2(19207)	EA	3									13	11
PH	2805-933-3717	BOLT 11657127(19207)	EA	2				*	*	*			13	12

PH	3120-159-6973	BUSHING, CONNECTING ROD 11657125 (19207)	EA	6				*	*	*			13	13
----	---------------	---	----	---	--	--	--	---	---	---	--	--	----	----

					(6) 30-day DS maint. allowance			(7) 30-day GS maint. allowance					(10) Illustration	
(1) SMR code	(2) Federal Stock Number	(3) Description Reference Number & Mfg. Code Usable on Code	(4) Unit of meas	(5) Qty inc in unit	(a) 1-20	(b) 21-50	(c) 51-100	(a) 1-20	(b) 21-50	(c) 51-100	(8) 1-yr alw per 100 equip cntgcy	(9) Depot maint alw per 100 equip	(a) Figure No.	(b) Item No.
		0104-PISTONS, CONNECTING RODS-Continued												
PH	2805-927-3322	CONNECTING ROD ASSEMBLY: 2,4,6 11657128 (19207)	EA	3				*	*	*			13	14
		COMPOSED OF:												
PH	5310-462-7019	NUT, HEXAGON 11641017 (19207)	EA	2				*	*	*			13	10
X1		CONNECTING ROD & CAP: 2,4,6 11657119-1 (19207)	EA	1				*	*	*			13	11
PH	2805-933-3717	BOLT 11657127 (19207)	EA	2				*	*	*			13	12
PH	3120-159-6973	BUSHING 11657125 (19207)	EA	1				*	*	*			13	13
		0105 -VALVES, CAMSHAFTS AND TIMING SYSTEMS												
PF	5310-927-9399	NUT, ROCKER ARM ADJUSTING 11657059 (19207)	EA	12	*	*	*	*	*	*			14	1
PF	2805-927-3335	GUIDE, ROCKER ARM 11657062 (19207)	EA	1	*	*	*	*	*	*			14	2
X2F		DECK ASSEMBLY, CAM BEARING (COMPLETE) 11657703 (19207)	EA	1	*	*	*	*	*	*			14	
PF	2805-927-3273	CAMSHAFT ASSEMBLY 11657421 (19207)	EA	1	*	*	*	*	*	*			14	3
X1		CAMSHAFT 11657421-1 (19207)	EA	1									14	4
X1		PLUG, EXPANSION 541429 (19207)	EA	1									14	5
PF	2805-900-3145	DECK ASSEMBLY, CAM (PART) 11657982 (19207)	EA	1	*	*	*	*	*	*			14	6
PF	2805-933-3738	STUD, ROCKER ARM MOUNTING 11657420 (19207)	EA	2	*	*	*	*	*	*			14	7

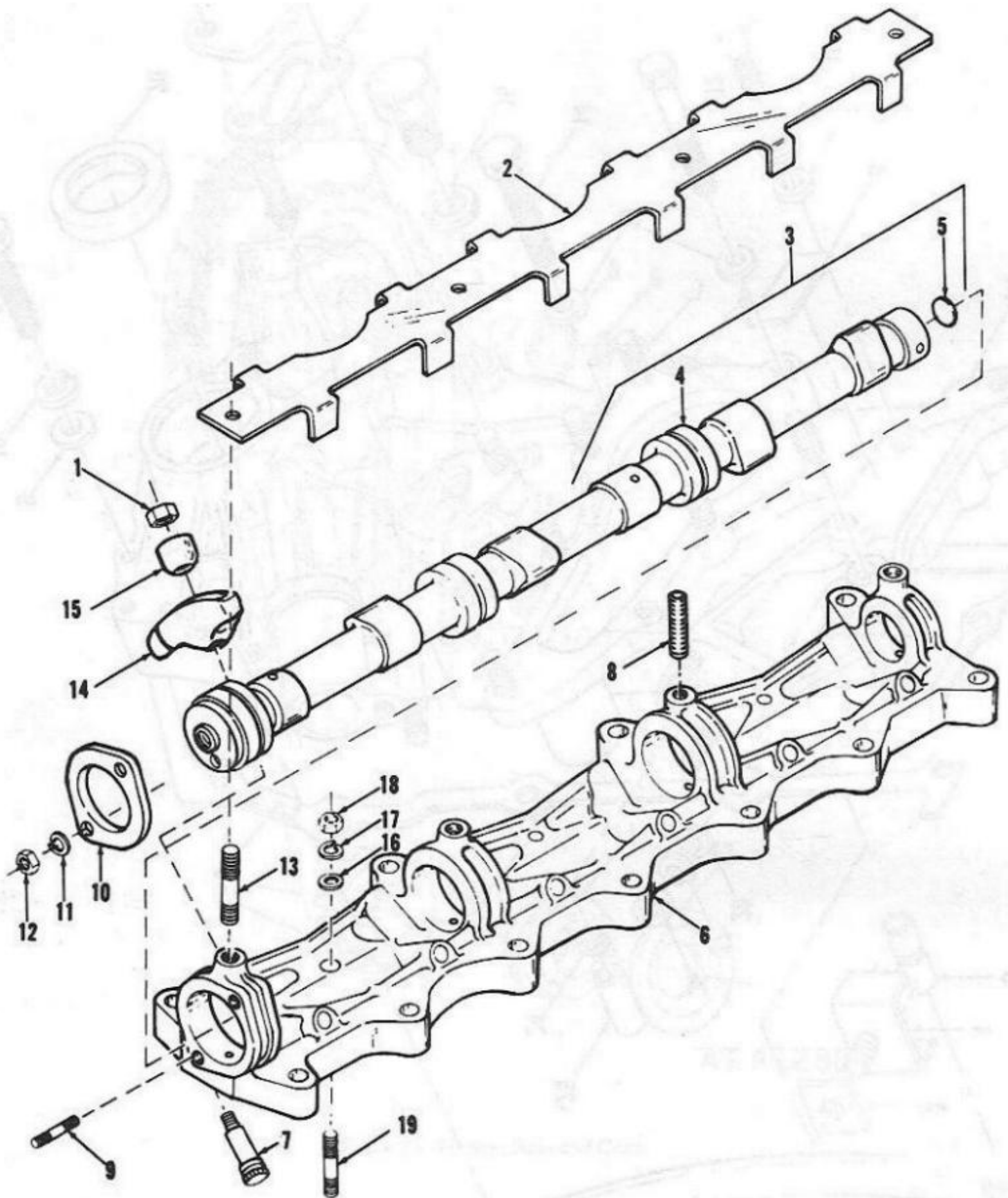


Figure 14: Cam Bearing Deck and Rocker Arms

					(6) 30-day DS maint. allowance			(7) 30-day GS maint. allowance					(10) Illustration	
(1) SMR code	(2) Federal Stock Number	(3) Description Reference Number & Mfg. Code Usable on Code	(4) Unit of meas	(5) Qty inc in unit	(a) 1-20	(b) 21-50	(c) 51-100	(a) 1-20	(b) 21-50	(c) 51-100	(8) 1-yr alw per 100 equip cntgcy	(9) Depot maint alw per 100 equip	(a) Figure No.	(b) Item No.
		0105 VALVES, CAMSHAFTS AND TIMING SYSTEMS-Continued												
PF	5307-159-6248	STUD, ROCKER ARM GUIDE & COVER BRACE MOUNTING, 3/8-16 x 3/8-24 x 2-3/4 11657706-2 (19207)	EA	2	*	*	*	*	*	*			14	8
PF	5307-246-9627	STUD, CAMSHAFT RETAINER PLATE MOUNTING 11657704-6 (19207)	EA	2	*	*	*	*	*	*			14	9
PF	2805-927-3314	PLATE, CAMSHAFT RETAINER 11640736 (19207)	EA	1	*	*	*	*	*	*			14	10
PF	5310-407-9566	WASHER, CAMSHAFT PLATE RETAINER MS35338-45 (96906)	EA	2	*	*	*	*	*	*			14	11
PF	5310-880-7746	NUT, CAMSHAFT PLATE, 5/16-24 MS51968-5 (96906)	EA	2	*	*	*	*	*	*			14	12
PF	5307-246-9628	STUD, ROCKER ARM GUIDE & COVER ASSEMBLY MOUNTING, 3/8-16 x 3/8-24 x 1-1/2 11657706-1(19207)	EA	2	*	*	*	*	*	*			14	13
PF	2805-933-3740	ROCKER, ARM ASSEMBLY 11640812 (19207)	EA	12	*	*	*	*	*	*			14	14
PF	2805-927-3315	BALL, ROCKER ARM 11657061 (19207)	EA	12	*	*	*	*	*	*			14	15
PF	5310-081-4219	WASHER, CAM BEARING DECK MS27183-12 (96906)	EA	3	*	*	*	*	*	*			14	16
PF	5310-407-9566	WASHER, CAM BEARING DECK MS35338-45 (96906)	EA	3	*	*	*	*	*	*			14	17
PF	5310-880-7746	NUT, CAM BEARING DECK ATTACHING MS51968-5 (96906)	EA	3	*	*	*	*	*	*			14	18
PF	5307-246-9629	STUD, CAM BEARING DECK 11657638-3 (19207)	EA	1	*	*	*	*	*	*			14	19
PF	5360-102-9935	SPRING, CHAIN TENSION, ASSEMBLY 11657705 (19207)	EA	1	*	*	*	*	*	*			15	1

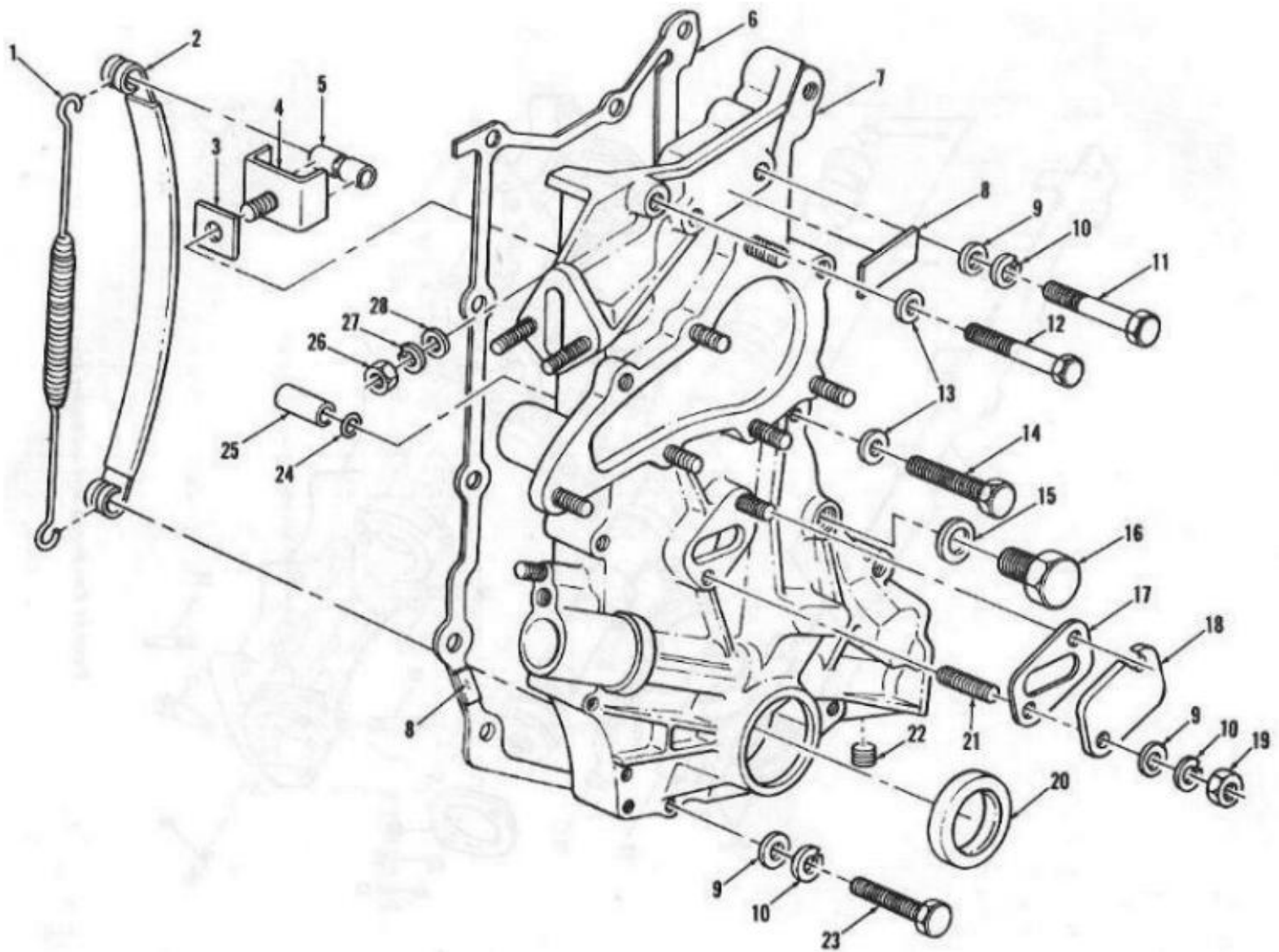


Figure 15: Timing Chain Cover and Related Parts

Page 28

(1) SMR code	(2) Federal Stock Number	(3) Description Reference Number & Mfg. Code Usable on Code	(4) Unit of meas	(5) Qty inc in unit	(6) 30-day DS maint. allowance			(7) 30-day GS maint. allowance			(8) 1-yr alw per 100 equip cntgcy	(9) Depot maint alw per 100 equip	(10) Illustration	
					(a)	(b)	(c)	(a)	(b)	(c)			(a) Figure No.	(b) Item No.
		0105-VALVES, CAMSHAFTS AND TIMING SYSTEMS-Continued												
PF	2805-104-6661	PAD, ASSEMBLY, CHAIN TENSION 11657711 (19207)	EA	1	*	*	*	*	*	*			15	2
PF	2990-442-5919	COVER ASSEMBLY, TIMING CHAIN 116577 13 (19207)	EA	1	*	*	*	*	*	*			15	

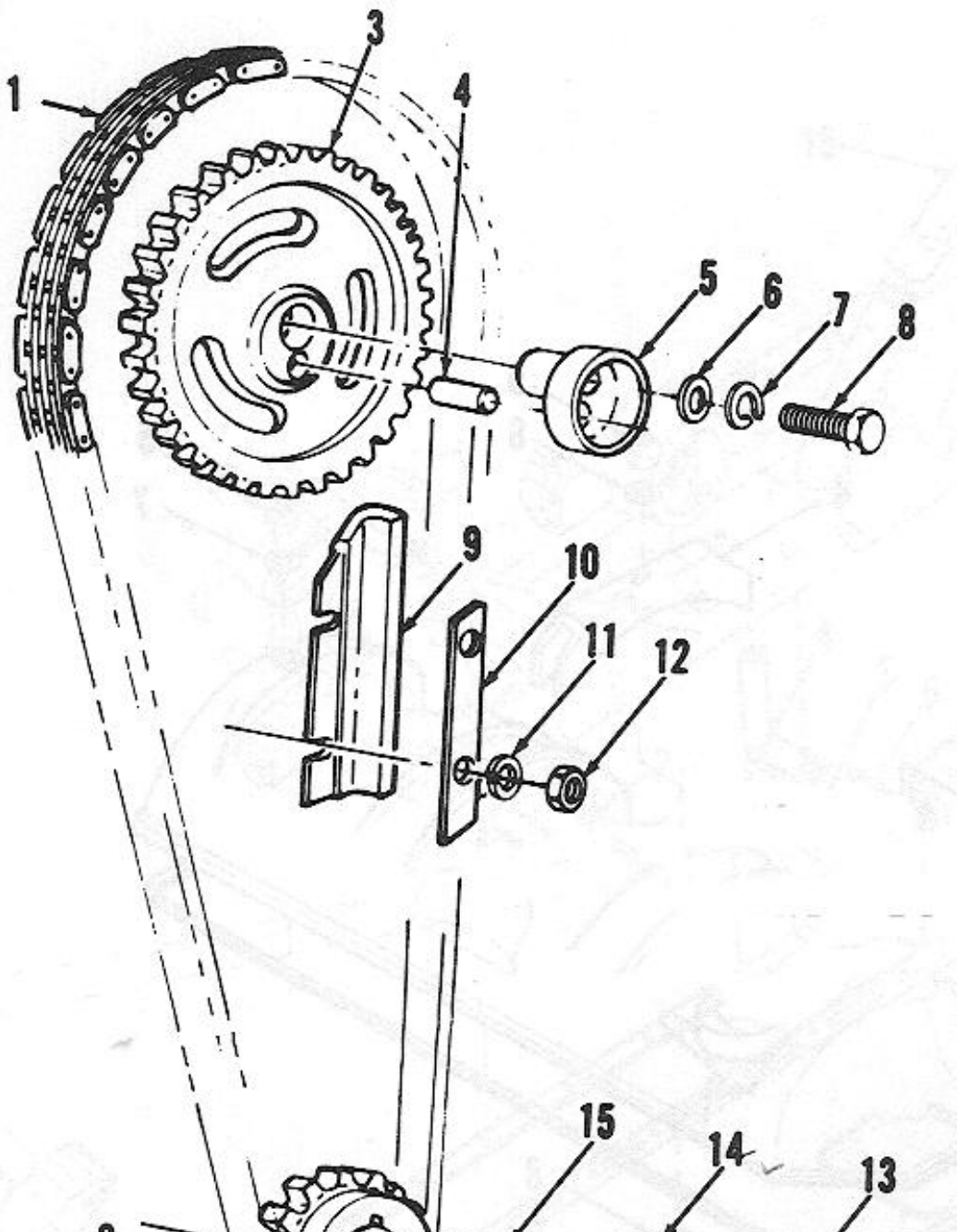
PF	5330-159-3224	GASKET, CHAIN TENSION GUIDE ASSEMBLY 11657557 (19207)	EA	1	*	*	*	*	*	*			15	3
X2F		GUIDE ASSEMBLY, CHAIN TENSION 11657714 (19207)	EA	1	*	*	*	*	*	*			15	4
X1		COVER ,TIMING CHAIN 11657712 (19207)	EA	1									15	7
PF		TAPE, TIMING CHAIN COVER 11641078 (19207)	EA	1	*	*	*	*	*	*			15	8
PF	5310-081-4219	WASHER, FLAT, 5/16 TO ATTACH TIMING COVER & INSPECTION PLATE MS27183-12 (96906)	EA	2	*	*	*	*	*	*			15	9
PF	5310-207-9566	WASHER, LOCK, 5/16 MS35338-45 (96906)	EA	2	*	*	*	*	*	*			15	10
PF		GASKET, OIL CHECK PLUG 11640682 (19207)	EA	1	*	*	*	*	*	*			15	15
PF	5365-159-3839	PLUG, TIMING CHAIN, OIL CHECK 11657708(19207)	EA	1	*	*	*	*	*	*			15	16
PF	5330-159-3262	GASKET, TIMING CHAIN COVER INSPECTION 11656991 (19207)	EA	1	*	*	*	*	*	*			15	17
X2F		PLATE, TIMING CHAIN COVER INSPECTION 11657558 (19207)	EA	1	*	*	*	*	*	*			15	18
PF	5310-880-7746	NUT, 5/16 -24 MS51968-5 (96906)	EA	2	*	*	*	*	*	*			15	19

					(6) 30-day DS maint. allowance			(7) 30-day GS maint. allowance					(10) Illustration	
(1) SMR code	(2) Federal Stock Number	(3) Description Reference Number & Mfg. Code Usable on Code	(4) Unit of meas	(5) Qty inc in unit	(a) 1-20	(b) 21-50	(c) 51-100	(a) 1-20	(b) 21-50	(c) 51-100	(8) 1-yr alw per 100 equip cntgcy	(9) Depot maint alw per 100 equip	(a) Figure No.	(b) Item No.
		0105 VALVES, CAMSHAFTS AND TIMING SYSTEMS Continued												
		COVER ASSEMBLY, TIMING CHAIN Continued												
PF	5307-246-9627	STUD, TIMING COVER INSPECTION PLATE, 5/16 -18 x 5/16-24x 1-1/4 11657704-3 (19207)	EA	2	*	*	*	*	*	*			15	21
PF	4730-042-6318	PLUG, TIMING COVER DRAIN 444697 (19207)	EA	1	*	*	*	*	*	*			15	22
PF	5310-761-6882	NUT, 1/4 -20 MS51967-2 (96906)	EA	1	*	*	*	*	*	*			15	26
PF	5310-582-5965	WASHER, LOCK, 1/4 MS35338-44 (96906)	EA	1	*	*	*	*	*	*			15	27

PF	5310-809-4058	WASHER, FLAT, 1/4 (TO ATTACH CHAIN TENSION GUIDE ASSEMBLY & GASKET) MS27183-10 (96906)	EA	1	*	*	*	*	*	*			15	28
PF		SHAFT, CHAIN TENSION PAD MOUNTING 11657214 (19207)	EA	1	*	*	*	*	*	*			15	5
PF	2805-110-9778	GASKET, TIMING CHAIN COVER 11657915 (19207)	EA	1	*	*	*	*	*	*			15	6
PF		TAPE, TO ATTACH TIMING COVER & GASKET 11641078 (19207)	EA	4	*	*	*	*	*	*			15	8
PF	5310-081-4219	WASHER, TIMING COVER ATTACHING, FLAT, 5/16 MS27183-12 (96906)	EA	12	*	*	*	*	*	*			15	9
PF	5310-407-9566	WASHER, LOCK, TIMING COVER ATTACHING, 5/16 MS35338-45 (96906)	EA	12	*	*	*	*	*	*			15	10
PF	5306-226-4837	SCREW, TIMING COVER ATTACHING, 5/16-18 x 3-1/8 MS90728-44 (96906)	EA	1	*	*	*	*	*	*			15	11
PF	5306-151-6248	BOLT, SPECIAL, TIMING CHAIN COVER 5/16-18 x 2.85 11657568 (19207)	EA	1	*	*	*	*	*	*			15	12
PF		WASHER, SEAL, TIMING COVER ATTACHING, 5/16 11657715 (19207)	EA	1	*	*	*	*	*	*			15	13

					(6) 30-day DS maint. allowance			(7) 30-day GS maint. allowance					(10) Illustration	
(1) SMR code	(2) Federal Stock Number	(3) Description Reference Number & Mfg. Code Usable on Code	(4) Unit of meas	(5) Qty inc in unit	(a) 1-20	(b) 21-50	(c) 51-100	(a) 1-20	(b) 21-50	(c) 51-100	(8) 1-yr alw per 100 equip cntgcy	(9) Depot maint alw per 100 equip	(a) Figure No.	(b) Item No.
		0105-VALVES, CAMSHAFTS AND TIMING SYSTEMS-Continued												
PF	5306-225-8505	SCREW, TIMING COVER ATTACHING, 5/16-18 x 2-1/4 MS90725-41 (96906)	EA	1	*	*	*	*	*	*			15	14
X1		SEAL, CRANKSHAFT, TIMING COVER 11640704 (19207)	EA	1									15	20
PF	5306-225-8506	BOLT, TIMING COVER ATTACHING, 5/16-18 x 2-1/2 MS90725-42 (96906)	EA	9	*	*	*	*	*	*			15	23
PF	5330-297-4519	SEAL, "O" RING, TIMING CHAIN COVER TO ENGINE BLOCK SLEEVE 11640770 (19207)	EA	2	*	*	*	*	*	*			15	24
PF	2805-227-9976	SLEEVE, TIMING CHAIN COVER TO ENGINE BLOCK 11640914 (19207)	EA	1	*	*	*	*	*	*			15	25

PF	2805-927-3275	CHAIN,TIMING 11640810 (19207)	EA	1	*	*	*	*	*	*			16	1
PF	2805-927-3269	KIT-SET, TIMING SPROCKET 5704406 (19207)	EA	2	*	*	*	*	*	*				
		COMPOSED OF:												
X1		SPROCKET, LOWER 11640811 (19207)	EA	1									16	2
X1		SPROCKET ASSEMBLY, UPPER 11657135 (19207)	EA	1									16	3
X1		PIN, SPROCKET ATTACHING 11657376 (19207)	EA	1									16	4
PF	5310-253-2610	WASHER, PLAIN, 1/2 11657418 (19207)	EA	1	*	*	*	*	*	*			16	6
PF	5310-584-5272	WASHER, LOCK, 1/2 MS35338-48 (96906)	EA	1	*	*	*	*	*	*			16	7
PF	5305-226-7768	BOLT, 1/2-20 x 2 MS90726-115 (96906)	EA	1	*	*	*	*	*	*			16	8



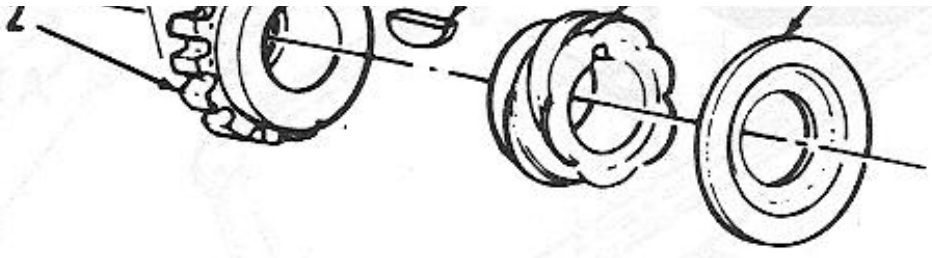


Figure 16: Timing Chain and Gears

Note: Some items pictured are not in this group. See table below to find correct group.

ITEM	GROUP
14	0106

Page 31

(1) SMR code	(2) Federal Stock Number	(3) Description Reference Number & Mfg. Code Usable on Code	(4) Unit of meas	(5) Qty inc in unit	(6) 30-day DS maint. allowance			(7) 30-day GS maint. allowance			(8) 1-yr alw per 100 equip cntgcy	(9) Depot maint alw per 100 equip	(10) Illustration	
					(a) 1-20	(b) 21-50	(c) 51-100	(a) 1-20	(b) 21-50	(c) 51-100			(a) Figure No.	(b) Item No.
		0105-VALVES, CAMSHAFTS AND TIMING SYSTEMS-Continued												
		KIT SET, TIMING SPROCKET Continued												
PF	5315-616-5530	KEY,WOODRUFF MS35756-15 (96906)	EA	1	*	*	*	*	*	*			16	15
PF	2805-929-3566	ECCENTRIC, FUEL PUMP 11657564 (19207)	EA	1	*	*	*	*	*	*			16	5
X2F		BRACKET, ASSEMBLY, TIMING CHAIN GUIDE 11657793 (19207)	EA	1	*	*	*	*	*	*			16	9
X2F		PLATE, TIMING CHAIN GUIDE 11657710 (19207)	EA	1	*	*	*	*	*	*			16	10
PF	5310-407-9566	WASHER, TIMING CHAIN GUIDE BRACKET ASSEMBLY &PLATE MS35338-45 (96906)	EA	2	*	*	*	*	*	*			16	11
PF	5310-880-7746	NUT, TIMING CHAIN BRACKET MS51968-5 (96906)	EA	2	*	*	*	*	*	*			16	12
PF	2805-220-3643	SLINGER, OIL, TIMING CHAIN 11657105 (19207)	EA	1	*	*	*	*	*	*			16	13
PF	2805-118-1795	ROCKER, COVER ASSEMBLY 11657053 (19207)	EA	1	*	*	*	*	*	*			17	1
PF	2805-933-3718	GASKET, ROCKER ARM COVER 11640743 (19207)	EA	1	*	*	*	*	*	*			17	2
X1		COVER, ROCKER ARM 11657063 (19207)	EA	1									17	3
PF	2805-462-8498	BRACE, ROCKER COVER 11657060 (19207)	EA	2	*	*	*	*	*	*			17	4
PF	5310-732-0559	NUT, 3/8-24 MS51968-8 (96906)	EA	4	*	*	*	*	*	*			17	5

PF	2805-227-9947	WASHER, FLAT (SPECIAL) 3/8 TO ATTACH ROCKER COVER AND BRACES 11657056 (19207)	EA	1	*	*	*	*	*	*			17	6
PF	5310-728-9957	WASHER, FLAT, 3/8 10910174-22 (19207)	EA	3	*	*	*	*	*	*			17	7

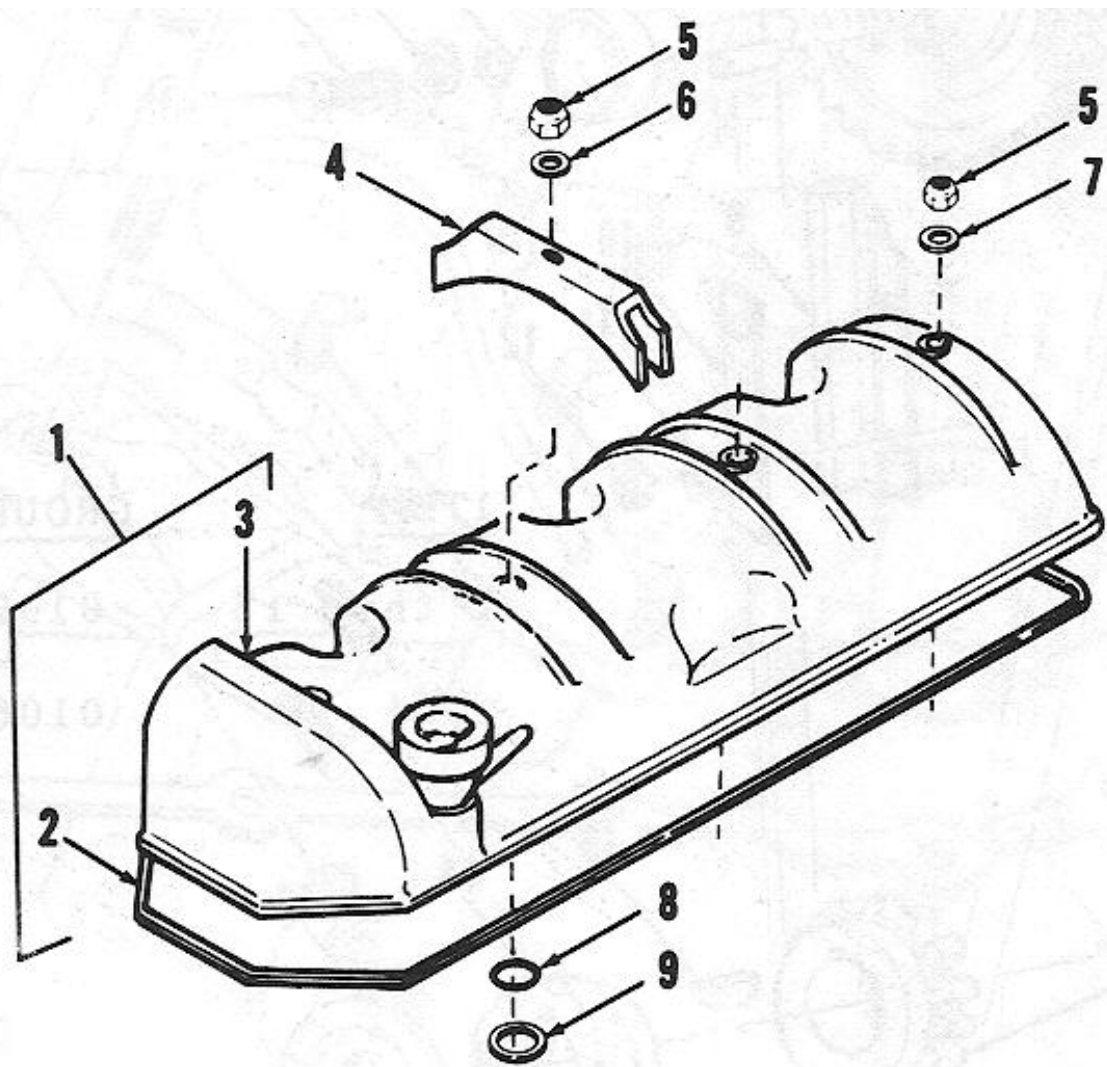
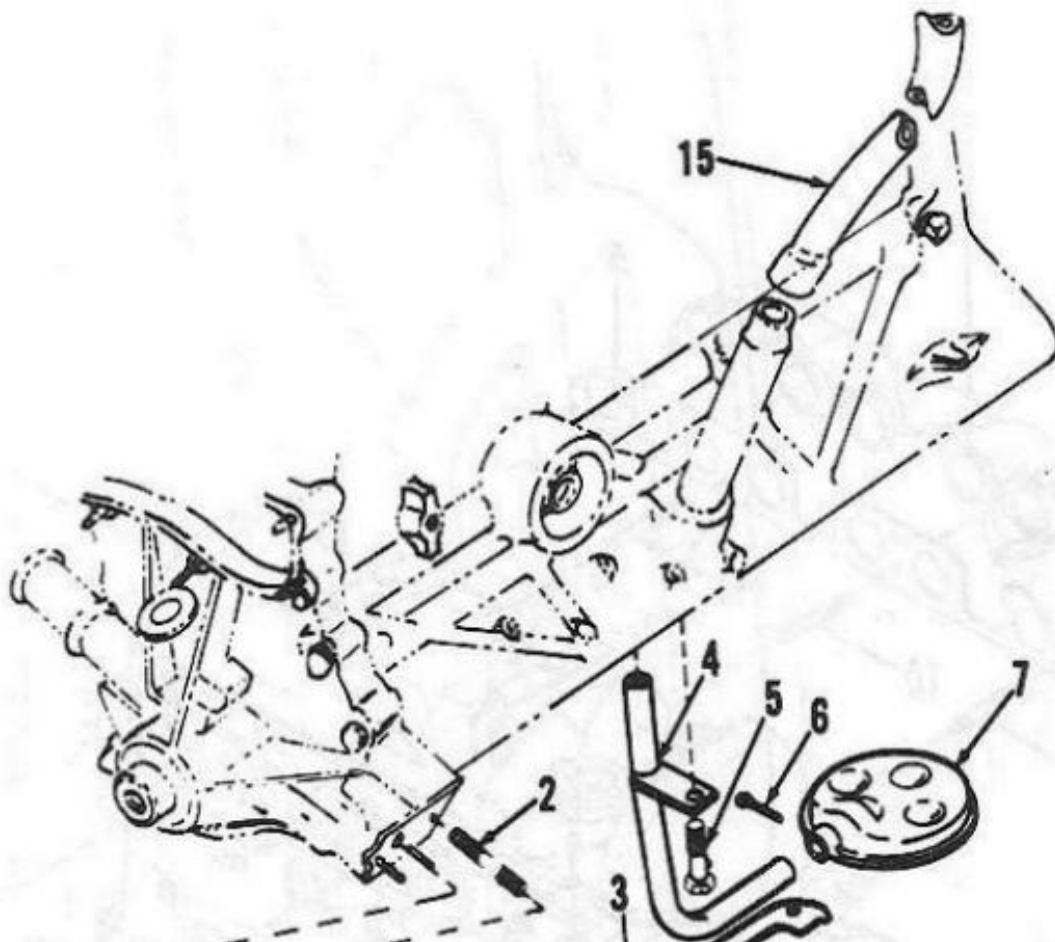


Figure 17: Rocker Arm Cover and Related Parts

Page 32

(1) SMR code	(2) Federal Stock Number	(3) Description Reference Number & Mfg. Code Usable on Code	(4) Unit of meas	(5) Qty inc in unit	(6) 30-day DS maint. allowance			(7) 30-day GS maint. allowance			(8) 1-yr alw per 100 equip cntgcy	(9) Depot maint alw per 100 equip	(10) Illustration	
					(a) 1-20	(b) 21-50	(c) 51-100	(a) 1-20	(b) 21-50	(c) 51-100			(a) Figure No.	(b) Item No.
		O RING 11640843 (19207)	EA	4	*	*	*	*	*	*			17	8

	2805-277-9990	WASHER, ROCKER COVER 11657057 (19207)	EA	4	*	*	*	*	*	*			17	9
	2805-397-9660	LOCK, VALVE SPRING RETAINER 11657701 (19207)	EA	24	*	*	*	*	*	*			8	1
PF	2805-453-9112	ROTOR ASSEMBLY, EXHAUST VALVE 11640959 (19207)	EA	6	*	*	*	*	*	*			8	2
PF	2805-933-3716	SPRING, VALVE 11657905 (19207)	EA	12	*	*	*	*	*	*			8	3
PF	2805-933-3284	RETAINER, VALVE SPRING 11640838 (19207)	EA	6	*	*	*	*	*	*			8	15
PF	5330-235-5886	SEAL ASSEMBLY, VALVE GUIDE 11640887 (19207)	EA	12	*	*	*	*	*	*			8	16
PF	2805-933-3535	VALVE, GUIDE 11657641-1 (19207)	EA	12	*	*	*	*	*	*			8	17
PF	2805-917-0709	VALVE, EXHAUST VALVE 11640819 (19207)	EA	6	*	*	*	*	*	*			8	20
PF	2805-933-3737	VALVE, INTAKE; 11640678 (19207)	EA	6	*	*	*	*	*	*			8	22
PF	2805-927-3319	INSERT, EXHAUST VALVE 11640829 (19207)	EA	6	*	*	*	*	*	*			8	23
		0106 ENGINE LUBRICATING SYSTEM												
PF	2805-462-7074	GASKET, OIL PUMP, MOUNTING 11657224 (19207)	EA	1	*	*	*	*	*	*			18	1
PF		STUD, OIL PUMP MOUNTING, 5/16-18 x 5/16-24 x 3-1/4 11657704-1 (19207)	EA	3	*	*	*	*	*	*			18	2



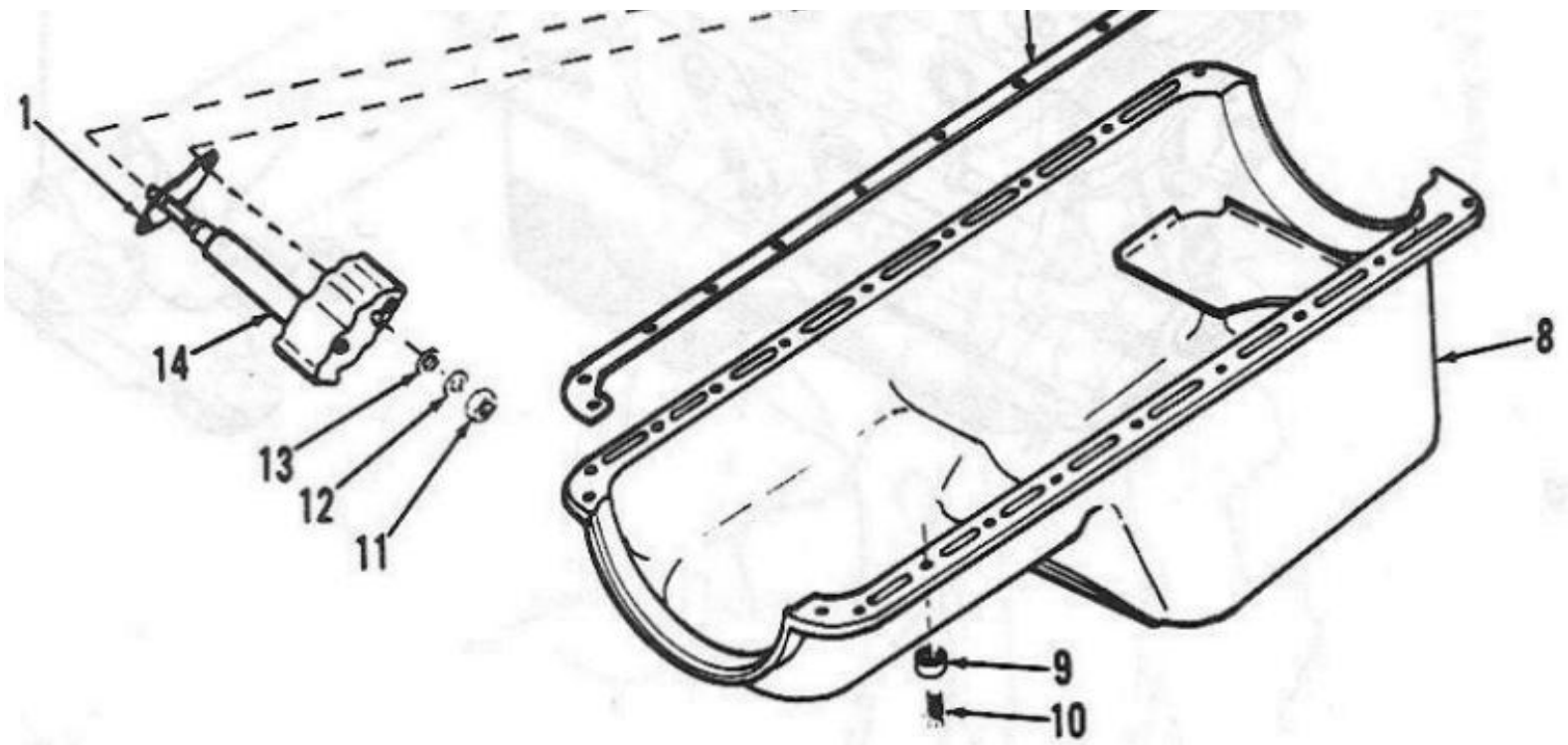


Figure 18: Oil Pan, Oil Pump, and Screen

Page 33

(1) SMR code	(2) Federal Stock Number	(3) Description Reference Number & Mfg. Code Usable on Code	(4) Unit of meas	(5) Qty inc in unit	(6) 30-day DS maint. allowance			(7) 30-day GS maint. allowance			(8) 1-yr alw per 100 equip cntgcy	(9) Depot maint alw per 100 equip	(10) Illustration	
					(a) 1-20	(b) 21-50	(c) 51-100	(a) 1-20	(b) 21-50	(c) 51-100			(a) Figure No.	(b) Item No.
		0106 ENGINE LUBRICATING SYSTEM-Continued												
PF	2805-927-3325	GASKET, SET, OIL PAN 5704430 (19207)	EA	1	*	*	*	*	*	*			18	
		COMPOSED OF:												
PF	5330-159-3257	2-GASKET, SIDE 11640961 (19207)	EA	2	*	*	*	*	*	*			18	3
PO	5330-834-2912	1-GASKET, DRAIN PLUG MS35769-18 (96906)	EA	1	*	*	*	*	*	*			6	10
PF	2805-220-3641	2-SEAL, OIL 11640809 (19207)											9	12
PF	5330-157-6233	1-SEAL, REAR FILLER BLOCK 11657115(19207)											9	13
PF	2805-110-1974	1-GASKET,END 11657695 (19207)											9	29
PF	2805-227-9974	TUBE ASSEMBLY, OIL SUCTION 11657256 (19207)	EA	1	*	*	*	*	*	*			18	4
PF	5305-462-7023	SCREW, MAIN BEARING CAP, OIL SUCTION TUBE 11640955 (19207)	EA	1	*	*	*	*	*	*			18	5

PF	5315-816-1794	PIN, COTTER, INTAKE STRAINER ASSEMBLY MS24665-285 (96906)	EA	1	*	*	*	*	*	*			18	6
PF	2805-927-3339	SCREEN ASSEMBLY, OIL INTAKE 11640935 (19207)	EA	1	*	*	*	*	*	*			18	7
PF	2805-917-0712	OIL PAN ASSEMBLY 11657313 (19207)	EA	1	*	*	*	*	*	*			18	8
PF	5310-081-4219	WASHER, OIL PAN ASSEMBLY MS27183-12 (96906)	EA	14	*	*	*	*	*	*			18	9
PF	5306-018-7993	SCREW AND LOCK WASHER 187993 (24617)	EA	14	*	*	*	*	*	*			18	10

Page 34

					(6) 30-day DS maint. allowance			(7) 30-day GS maint. allowance					(10) Illustration	
(1) SMR code	(2) Federal Stock Number	(3) Description Reference Number & Mfg. Code Usable on Code	(4) Unit of meas	(5) Qty inc in unit	(a) 1-20	(b) 21-50	(c) 51-100	(a) 1-20	(b) 21-50	(c) 51-100	(8) 1-yr alw per 100 equip cntgcy	(9) Depot maint alw per 100 equip	(a) Figure No.	(b) Item No.
		0106-ENGINE LUBRICATING SYSTEM-Continued												
PF	5310-880-7746	NUT, OIL PUMP MS51968-5 (96906)	EA	3	*	*	*	*	*	*			18	11
PF	5310-407-9566	WASHER MS35338-45 (96906)	EA	3	*	*	*	*	*	*			18	12
PF	5310-087-0057	WASHER MS27183-2 (96906)	EA	3	*	*	*	*	*	*			18	13
PF	2805-933-3550	PUMP ASSEMBLY, OIL 11657767 (19207)	EA	1	*	*	*	*	*	*			18	14
PO	4720-152-1351	HOSE ASSEMBLY, CRANKCASE TO AIR HORN 11657458 (19207)	EA	1	*	*	*	*	*	*			18	15
PO	5310-975-2075	NUT, CRANKCASE BREATHER TUBE NIPPLE MS35691-21 (96906)	EA	1	*	*	*	*	*	*				
PO	5310-080-6004	WASHER, CRANKCASE BREATHER TUBE HOSE NIPPLE MS27183-14 (96906)	EA	1	*	*	*	*	*	*				
PO	4730-014-2432	NUT, IGNITOR VENT TUBE 142432 (24617)	EA	1	*	*	*	*	*	*				
PO	5340-282-7519	CLIP, BRACKET TUBE SUPPORT MS21333-34 (96906)	EA	1	*	*	*	*	*	*				
PO	4730-230-2959	CLAMP, HOSE, OIL FILLER TO CRANKCASE VENT VALVE MS39326-11 (96906)	EA	2	*	*	*	*	*	*				
X20		SUPPORT, OIL FILLER TO CRANKCASE VENT VALVE AND IGNITOR VENT TUBE HOSE 11640773 (19207)	EA	1	*	*	*	*	*	*				
PO	2805-933-3534	OIL, FILLER CAP ASSEMBLY 11641028 (19207)	EA	1	*	*	*	*	*	*			6	4

PO	4730-301-7470	ADAPTER,CRANKCASE VENT VALVE 444000 (24617)	EA	1	*	*	*	*	*	*			6	8
PO	2805-462-7039	VALVE, CRANKCASE VENT 11640816 (19207)	EA	1	*	*	*	*	*	*			6	9

Page 35

					(6) 30-day DS maint. allowance			(7) 30-day GS maint. allowance					(10) Illustration	
(1) SMR code	(2) Federal Stock Number	(3) Description Reference Number & Mfg. Code Usable on Code	(4) Unit of meas	(5) Qty inc in unit	(a) 1-20	(b) 21-50	(c) 51-100	(a) 1-20	(b) 21-50	(c) 51-100	(8) 1-yr alw per 100 equip cntgcy	(9) Depot maint alw per 100 equip	(a) Figure No.	(b) Item No.
		0106-ENGINE LUBRICATING SYSTEM- Continued												
PO	2805-918-4780	PLUG, MAGNETIC, OIL PAN DRAIN MS 35844-99 (96906)	EA	1	*	*	*	*	*	*			6	11
PO	6680-167-9783	INDICATOR ASSEMBLY, OIL LEVEL 11657318 (19207)	EA	1	*	*	*	*	*	*			6	12
PO	2940-832-6054	FILTER, OIL ASSEMBLY 11630417 (19207)	EA	1	*	*	*	*	*	*			6	13
PO	2805-927-3338	ADAPTER, OIL FILTER 11640948 (19207)	EA	1	*	*	*	*	*	*			6	14
PO	4710-472-4190	TUBE ASSEMBLY, CRANKCASE BREATHING 11656798 (19207)	EA	1	*	*	*	*	*	*			7	9
P20	2805-227-9973	SCREEN ASSEMBLY, CRANKCASE BREATHING 11640911 (19207)	EA	1	*	*	*	*	*	*			7	10
X2F		TUBE ASSEMBLY, OIL INDICATOR GUIDE 11657348 (19207)	EA	1	*	*	*	*	*	*			7	11
PF	2805-220-3650	NOZZLE, TIMING CHAIN & GEAR OIL LINE 11656792(19207)	EA	1	*	*	*	*	*	*			7	14
PO	4730-765-9091	TEE, PIPE, FLEXIBLE OIL LINE 444120 (19207)	EA	1	*	*	*	*	*	*			7	16
PO	4730-014-3343	ELBOW, OIL LINE, CYLINDER HEAD 143343 (24617)	EA	1	*	*	*	*	*	*			8	7
PO	2805-122-0884	OIL LINE, FLEXIBLE. CYLINDER HEAD TO TEE 11640832 (19207)	EA	1	*	*	*	*	*	*			8	8
PF	2805-235-1760	GEAR, OIL PUMP DRIVE, CRANKSHAFT 11657104 (19207)	EA	1	*	*	*	*	*	*			16	14
		108- MANIFOLD AND RELATED PARTS												
PO	5310-059-9264	NUT ,EXHAUST MANIFOLD ATTACHING, 3/8-24 MS21045-C6 (96906)	EA	10	*	*	*	*	*	*			19	1

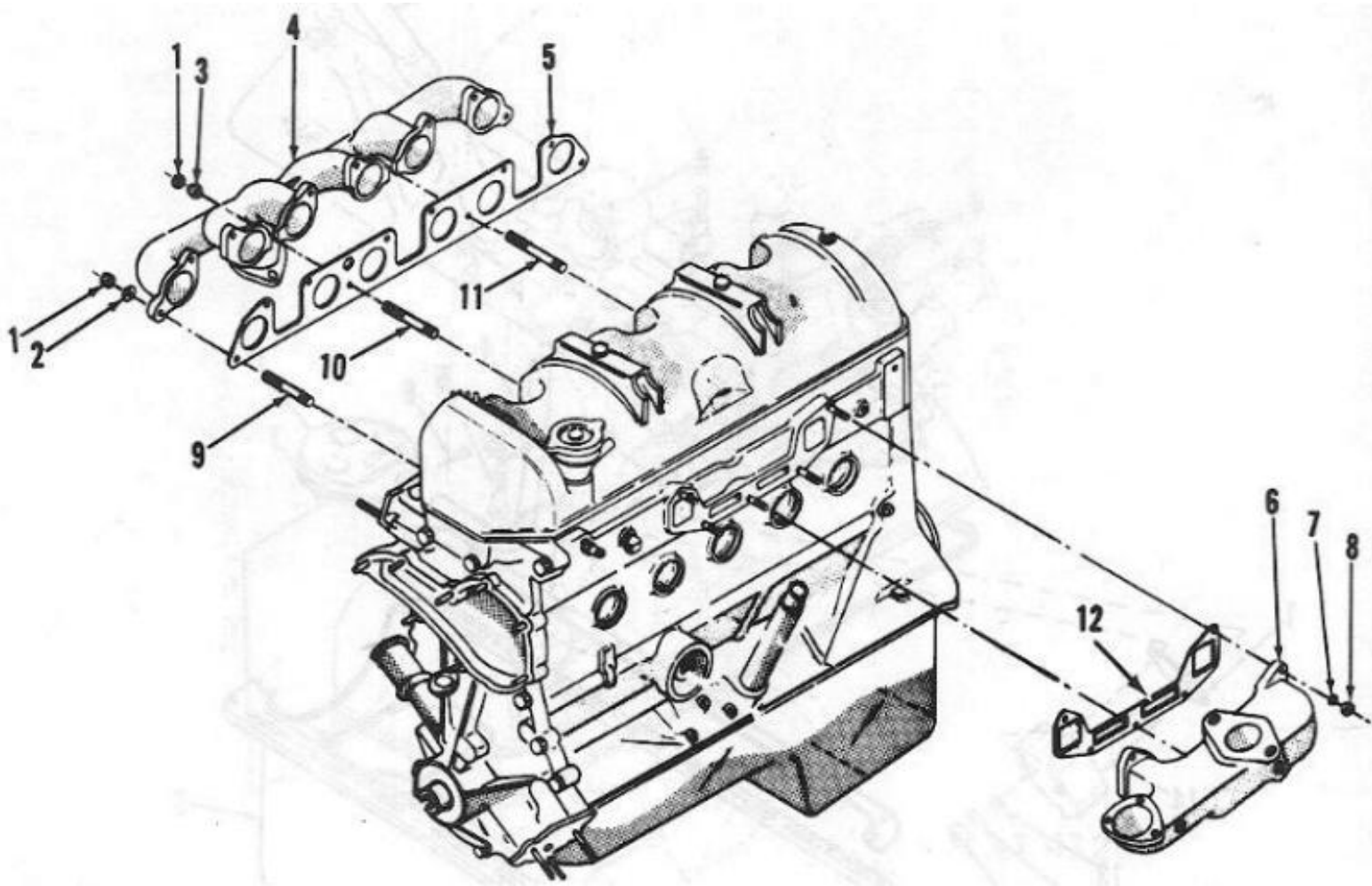


Figure 19: Manifold and Related Parts

Page 36

(1) SMR code	(2) Federal Stock Number	(3) Description Reference Number & Mfg. Code Usable on Code	(4) Unit of meas	(5) Qty inc in unit	(6) 30-day DS maint. allowance			(7) 30-day GS maint. allowance			(8) 1-yr alw per 100 equip cntgcy	(9) Depot maint alw per 100 equip	(10) Illustration	
					(a) 1-20	(b) 21-50	(c) 51-100	(a) 1-20	(b) 21-50	(c) 51-100			(a) Figure No.	(b) Item No.
		0108-- MANIFOLD AND RELATED PARTS-Continued												
PO	5310-464-2745	WASHER, SPECIAL, EXHAUST MANIFOLD ATTACHING 11656960 (19207)	EA	2	*	*	*	*	*	*			19	2
PO	5310-728-9957	WASHER, EXHAUST MANIFOLD MOUNTING 10910174-22 (19207)	EA	8	*	*	*	*	*	*			19	3
PO	2805-442-5901	MANIFOLD, EXHAUST 11656805 (19207)	EA	1	*	*	*	*	*	*			19	4
PO	2805-929-3563	GASKET, EXHAUST MANIFOLD 11656803 (19207)	EA	1	*	*	*	*	*	*			19	5

PO	2805-917-0717	MANIFOLD ASSEMBLY, INTAKE 11656955 (19207)	EA	1	*	*	*	*	*	*			19	6
PO	5310-407-9566	WASHER, INTAKE MANIFOLD MS35338-45 (96906)	EA	5	*	*	*	*	*	*			19	7
PO	5310-880-7746	NUT, INTAKE MANIFOLD MOUNTING MS51968-5 (96906)	EA	5	*	*	*	*	*	*			19	8
PF	5307-250-0311	STUD, EXHAUST MANIFOLD MOUNTING 11657637 (19207)	EA	2	*	*	*	*	*	*			19	9
PF	5307-246-9626	STUD, EXHAUST MANIFOLD MOUNTING 11657637-2(19207)	EA	6	*	*	*	*	*	*			19	10
PF	5307-250-0312	STUD, EXHAUST MANIFOLD MOUNTING 11657637-3 (19207)	EA	2	*	*	*	*	*	*			19	11
PO	2805-927-3289	GASKET SET, INTAKE MANIFOLD 5704401 (19207)	EA	1	*	*	*	*	*	*				
		COMPOSED OF:												
X1		1-GASKET, MANIFOLD 11640814 (19207)											19	12
X1		1-GASKET, CARBURETOR 11640784 (19207)											24	5

					(6) 30-day DS maint. allowance			(7) 30-day GS maint. allowance					(10) Illustration	
(1) SMR code	(2) Federal Stock Number	(3) Description Reference Number & Mfg. Code Usable on Code	(4) Unit of meas	(5) Qty inc in unit	(a) 1-20	(b) 21-50	(c) 51-100	(a) 1-20	(b) 21-50	(c) 51-100	(8) 1-yr alw per 100 equip cntgcy	(9) Depot maint alw per 100 equip	(a) Figure No.	(b) Item No.
		0108-MANIFOLD AND RELATED PARTS-Continued												
PO		2-GASKET, THERMOSTAT HOUSING 8328456 (19207)											34	19
PF	2930-699-9021	STUD, INTAKE MANIFOLD MOUNTING 11657638-2 (19207)	EA	2	*	*	*	*	*	*			8	12
PF	5307-246-9624	STUD, INTAKE MANIFOLD MOUNTING 11657638-1 (19207)	EA	3	*	*	*	*	*	*			8	14
PO	4720-462-7041	TUBE, OIL FILLER TO CRANKCASE VENT VALVE 11657300 (19207)	EA	1	*	*	*	*	*	*			20	1

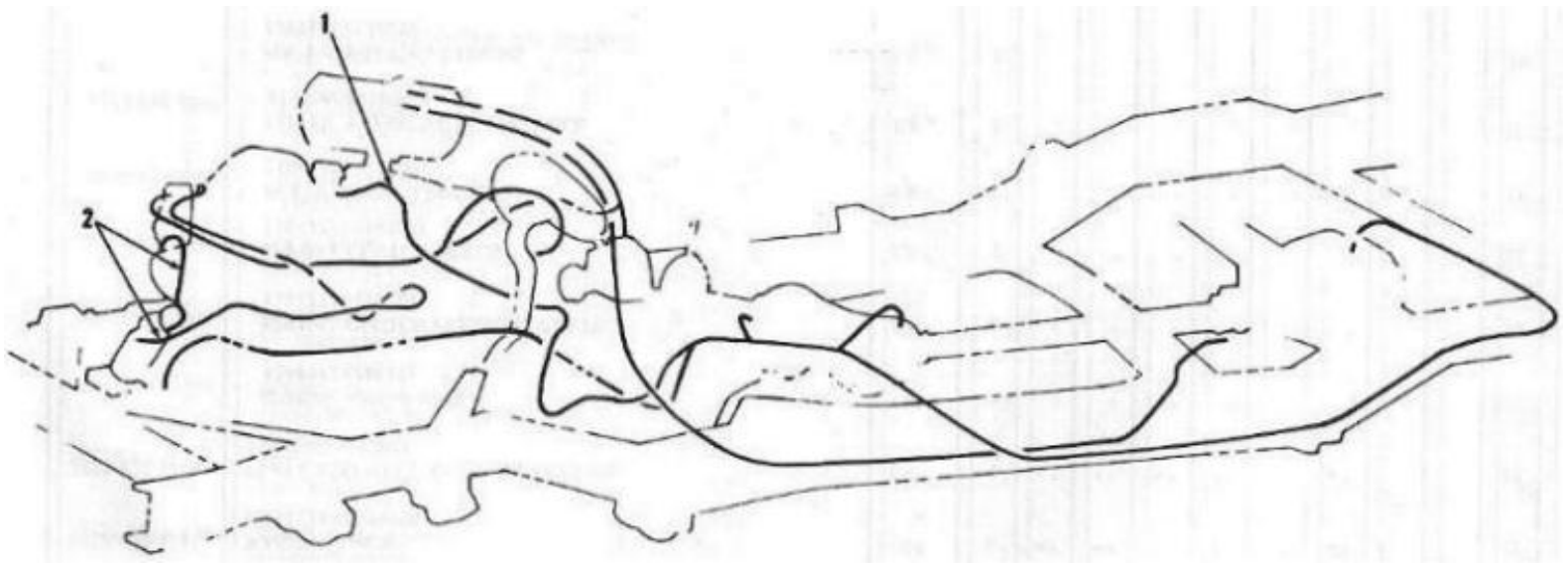


Figure 20: Ventilating System

Note: Some items pictured are not in this group. See table below to find correct group.

ITEM	GROUP
1	0108
2	0605

GROUP 02: CLUTCH

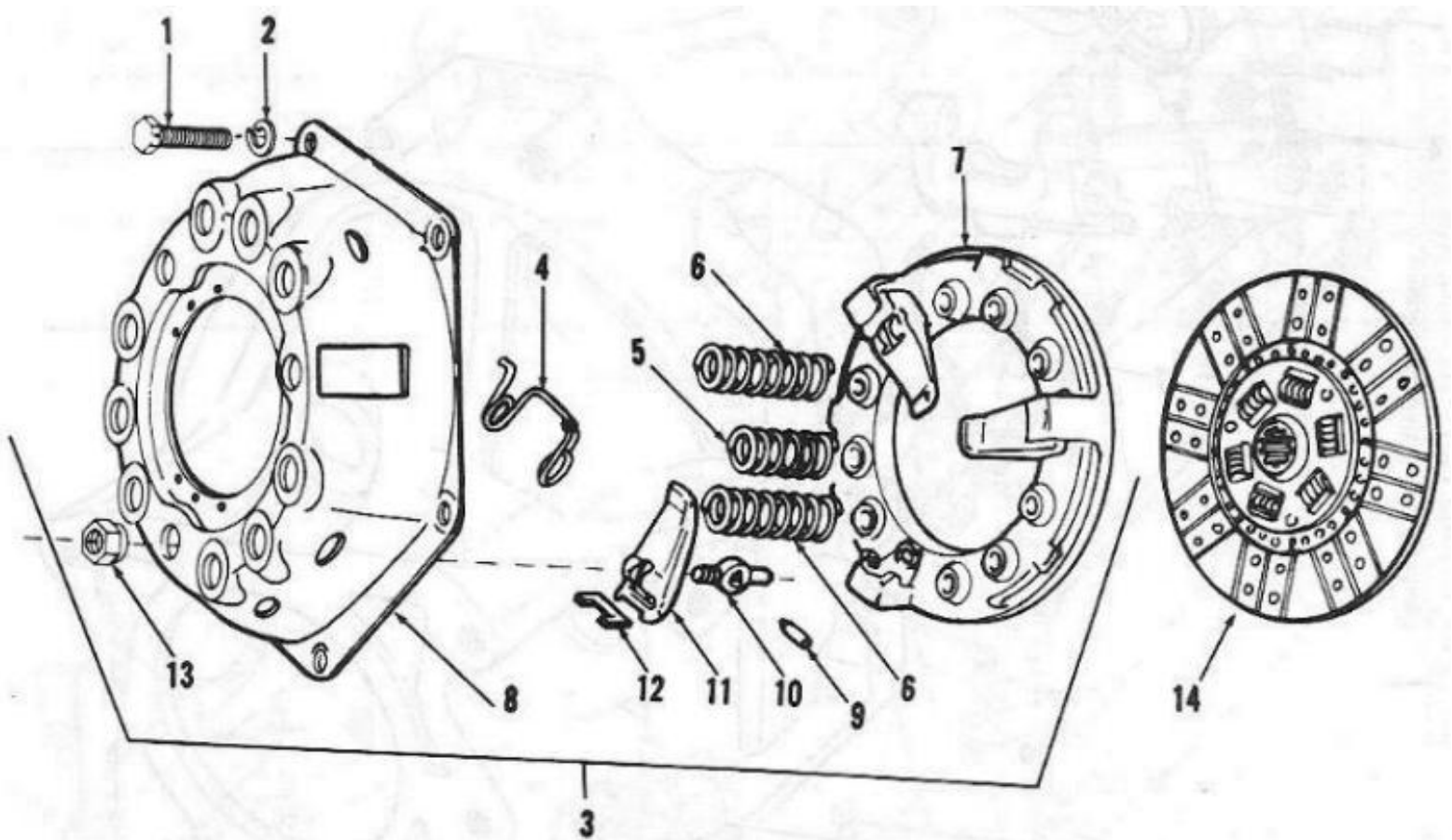


Figure 21: Clutch Assembly

Page54

(1) SMR code	(2) Federal Stock Number	(3) Description Reference Number & Mfg. Code Usable on Code	(4) Unit of meas	(5) Qty inc in unit	(6) 30-day DS maint. allowance			(7) 30-day GS maint. allowance			(8) 1-yr alw per 100 equip cntgcy	(9) Depot maint alw per 100 equip	(10) Illustration	
					(a)	(b)	(c)	(a)	(b)	(c)			(a) Figure No.	(b) Item No.
		GROUP02-CLUTCH												
		0200-CLUTCHASSEMBLY												
		BOLT, PRESSURE PLATE												
PF	5305-269-3210	ATTACHING 106330 (00000)	EA	6	*	*	*	*	*	*			21	1
PF	5310-637-9541	WASHER, LOCK MS35338-46 (96906)	EA	6	*	*	*	*	*	*			21	2
PF	2520-927-3340	PLATE ASSEMBLY, CLUTCH PRESSURE 11640962 (19207)	EA	1	*	*	*	*	*	*			21	3
X1		SPRING, ANTI-RATTLE 5248952 (24617)	EA	3									21	4
X1		SPRING, CLUTCH PRESSURE PLATE 11657758 (19207)	EA	6									21	5
X1		SPRING,CLUTCH THRUST 11657759 (19207)	EA	3									21	6

X1		PLATE,CLUTCH PRESSURE 11662607 (19207)	EA	1									21	7
X1		COVER, PRESSURE PLATE, REAR 11662608 (19207)	EA	1									21	8
X1		PIN, EYE BOLT, RETAINING 7377106 (19207)	EA	3									21	9
X1		EYE BOLT, CLUTCH PRESSUREADJUSTING 11662605 (19207)	EA	3									21	10
X1		LEVER,CLUTCH RELEASE 11662610(19207)	EA	3									21	11
X1		STRUT,CLUTCH RELEASE LEVER 11662606 (19207)	EA	3									21	12
X1		NUT, CLUTCH PRESSURE ADJUSTING 7703707 (19207)	EA	3									21	13
PF	2520-927-3278	DRIVEN PLATE ASSEMBLY,CLUTCH, DISK 11640960 (19207)	EA	1	*	*	*	*	*	*			21	14

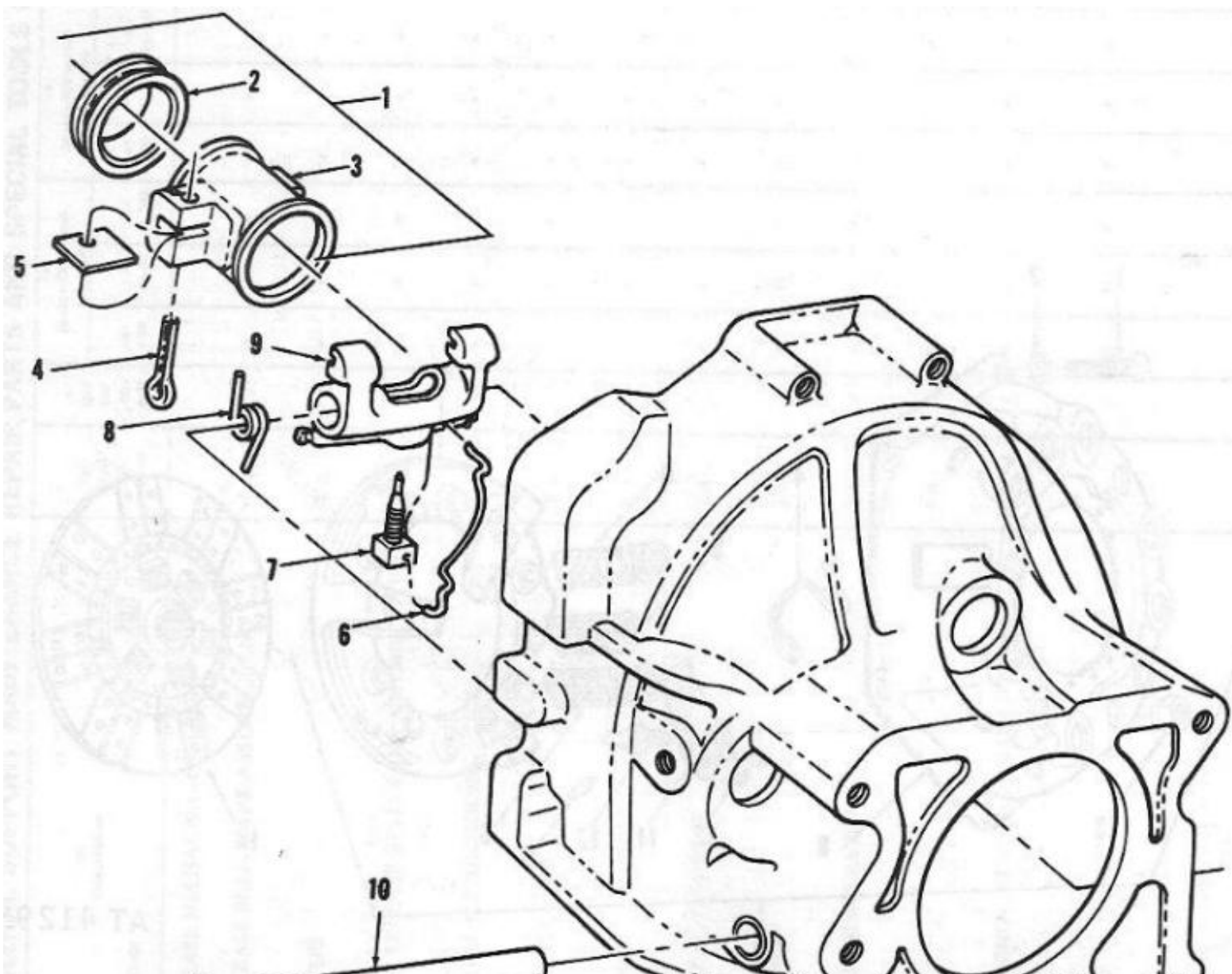




Figure 22: Clutch Release Mechanism

Page55

(1) SMR code	(2) Federal Stock Number	(3) Description Reference Number & Mfg. Code Usable on Code	(4) Unit of meas	(5) Qty inc in unit	(6) 30-day DS maint. allowance			(7) 30-day GS maint. allowance			(8) 1-yr alw per 100 equip cntgcy	(9) Depot maint alw per 100 equip	(10) Illustration	
					(a) 1-20	(b) 21-50	(c) 51-100	(a) 1-20	(b) 21-50	(c) 51-100			(a) Figure No.	(b) Item No.
		0202 CLUTCHRELEASE MECHANISM												
PF	2520-246-2269	SLEEVE ASSEMBLY, CLUTCH RELEASEBEARING 11657352 (19207)	EA	1	*	*	*	*	*	*			22	1
PF	3110-933-3807	BEARING ASSEMBLY,CLUTCH RELEASE 11641075(19207)	EA	1	*	*	*	*	*	*			22	2
X1		SLEEVE, CLUTCH RELEASE BEARING 11656920 (19207)	EA	1									22	3
PF	5315-844-5896	PIN, COTTER MS24665-287 (96906)	EA	2	*	*	*	*	*	*			22	4
PF	2520-420-3898	PLATE, CLUTCH YOKE 11656846 (19207)	EA	2	*	*	*	*	*	*			22	5
PF	9505-592-4690	LOCK, WIRE MS20955-F32 (96906)	EA	V	*	*	*	*	*	*			22	6
PF	5305-462-7018	SCREW 11656851 (19207)	EA	1	*	*	*	*	*	*			22	7
PF	5340-933-3778	SPRING 11657294 (19207)	EA	2	*	*	*	*	*	*			22	8
PF	2520-933-3712	YOKE 11657058 (19207)	EA	1	*	*	*	*	*	*			22	9
PF	2520-933-3529	SHAFT AND LEVER ASSEMBLY,CLUTCH RELEASE 11656839 (19207)	EA	1	*	*	*	*	*	*			22	10
PF	5310-044-2832	NUT, CLUTCH PEDAL RETAINING PIN MS51943-40 (96906)	EA	1	*	*	*	*	*	*			23	1
PO	5306-177-5529	BOLT, CLUTCH PEDAL STOP MS21094-6010 (96906)	EA	1	*	*	*	*	*	*			23	2
PF	2520-443-8133	PIN, CLUTCH PEDAL RETAINING 11656847 (19207)	EA	1	*	*	*	*	*	*			23	3

intro													
PF	2520-400-2435	BRACKET ASSEMBLY, CLUTCHPEDAL RETAINER 11656830 (19207)	EA	1	*	*	*	*	*	*		23	4

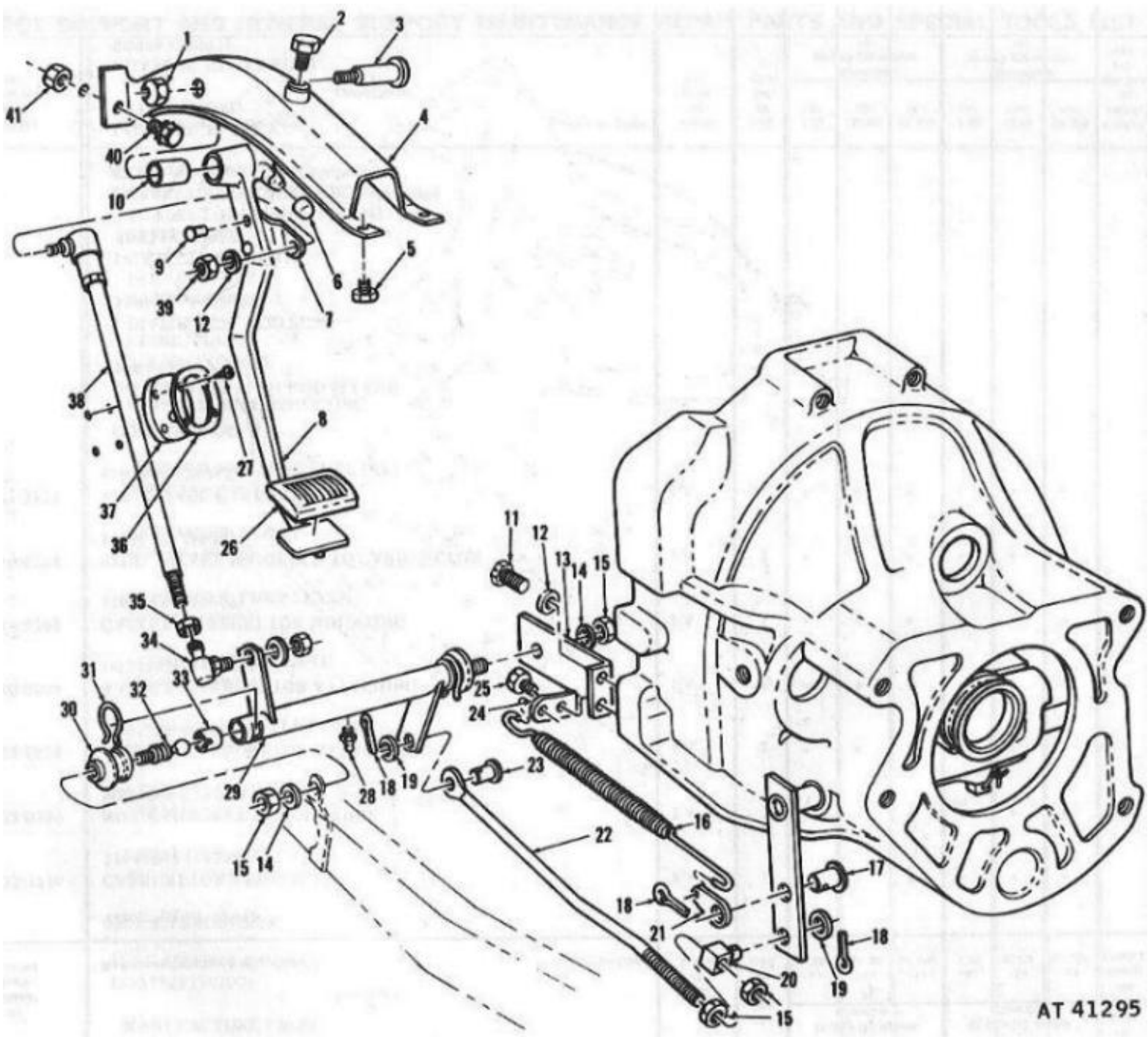


Figure 23: Clutch Release Linkage

Page56

				(6) 30-day DS maint. allowance	(7) 30-day GS maint. allowance		(10) Illustration
--	--	--	--	---	---	--	----------------------

(1) SMR code	(2) Federal Stock Number	(3) Description Reference Number & Mfg. Code Usable on Code	(4) Unit of meas	(5) Qty inc in unit	(a) 1-20	(b) 21-50	(c) 51-100	(a) 1-20	(b) 21-50	(c) 51-100	(8) 1-yr alw per 100 equip cntgcy	(9) Depot maint alw per 100 equip	(a) Figure No.	(b) Item No.
		0202 CLUTCHRELEASE MECHANISM -Continued												
PF	5305-269-3210	SCREW, CAP, HEX HEAD MS90725-59 (96906)	EA	2	*	*	*	*	*	*			23	5
X2F		PEDAL ASSEMBLY,CLUTCH 11656917 (19207)	EA	1	*	*	*	*	*	*			23	
PO	2540-443-8032	BUMPER, CLUTCH PEDAL STOP 11656837 (19207)	EA	1	*	*	*	*	*	*			23	6
X1		LEVER, CLUTCH PEDAL 11656838 (19207)	EA	1									23	7
X1		PEDAL, CLUTCH 11656850 (19207)	EA	1									23	8
PF	5320-067-9837	RIVET, FLAT 104268 (24617)	EA	2	*	*	*	*	*	*			23	9
PF	3110-227-4428	BEARING, CLUTCH PEDAL MS17131-22 (96906)	EA	2	*	*	*	*	*	*			23	10
PO	5305-269-3211	BOLT, CAP, HEX HEAD, TO ATTACHBELLCRANK MOUNTING AND PIVOT MS90725-60 (96906)	EA	1	*	*	*	*	*	*			23	11
PO	5310-637-9541	WASHER, SUPPORT (1) RELEASE ROD(2) MS35338-46 (96906)	EA	3	*	*	*	*	*	*			23	12
X20		BRACKET, BELLCRANK MOUNTING& PIVOT 11656844 (19207)	EA	1	*	*	*	*	*	*			23	13
PO	5310-550-3503	WASHER, CLUTCH RELEASE,BELLCRANK ASSEMBLY MS35335-36 (96906)	EA	2	*	*	*	*	*	*			23	14
PO	5310-835-2036	NUT, PIVOT (2) RELEASE LEVER (2) MS35691-29 (96906)	EA	4	*	*	*	*	*	*			23	15
PO	2520-123-0197	SPRING, CLUTCH PEDAL RETURN 11656842 (19207)	EA	1	*	*	*	*	*	*			23	16

					(6) 30-day DS maint. allowance			(7) 30-day GS maint. allowance					(10) Illustration	
(1) SMR code	(2) Federal Stock Number	(3) Description Reference Number & Mfg. Code Usable on Code	(4) Unit of meas	(5) Qty inc in unit	(a) 1-20	(b) 21-50	(c) 51-100	(a) 1-20	(b) 21-50	(c) 51-100	(8) 1-yr alw per 100 equip cntgcy	(9) Depot maint alw per 100 equip	(a) Figure No.	(b) Item No.
		0202 CLUTCHRELEASE MECHANISM -Continued												
PO	5315-754-0848	PIN, CLEVIS, CLUTCH PEDAL RETURNSPRING MS35810-33 (96906)	EA	1	*	*	*	*	*	*			23	17

PO	5315-842-3044	PIN,COTTER MS24665-283 (96906)	EA	3	*	*	*	*	*	*			23	18
PO	5310-080-6004	WASHER, BELLCRANK LOWER LEVER TO CLUTCH RELEASE LEVER MS27183-14 (96906)	EA	2	*	*	*	*	*	*			23	19
PO		CONNECTING LINK, CLUTCH RELEASE LEVER 11656831 (19207)	EA	1	*	*	*	*	*	*			23	20
PO	2540-737-5117	CLIP 7375117 (19207)	EA	1	*	*	*	*	*	*			23	21
PO	5340-159-3849	LINK & PIN ASSEMBLY, CLUTCH RELEASE LEVER 11656922 (19207)	EA	1	*	*	*	*	*	*			23	
X1		LINK, CLUTCH RELEASE 11656922-1(19207)	EA	1									23	22
X20		PIN, WELD 11640733-1 (19207)	EA	1	*	*	*	*	*	*			23	23
X20		SUPPORT, CLUTCH PEDAL RETURN SPRING 11656848 (19207)	EA	1	*	*	*	*	*	*			23	24
PO	5305-269-3212	SCREW, CAP, HEX HEAD, CLUTCH PEDAL RETURN SPRING MS90725-61 (96906)	EA	1	*	*	*	*	*	*			23	25
PO	2530-125-8727	COVER, PEDAL 11656845 (19207)	EA	1	*	*	*	*	*	*			23	26
PO	5305-056-9945	SCREW, CLUTCH ROD GROMMET RETAINER MS24621-18 (96906)	EA	4	*	*	*	*	*	*			23	27
PO	4730-050-4203	FITTING LUBE MS 15720-1 (96906)	EA	1	*	*	*	*	*	*			23	28
X20		BELLCRANK ASSEMBLY, CLUTCH RELEASE 11656833 (19207)	EA	1	*	*	*	*	*	*			23	29

					(6) 30-day DS maint. allowance			(7) 30-day GS maint. allowance					(10) Illustration	
(1) SMR code	(2) Federal Stock Number	(3) Description Reference Number & Mfg. Code Usable on Code	(4) Unit of meas	(5) Qty inc in unit	(a) 1-20	(b) 21-50	(c) 51-100	(a) 1-20	(b) 21-50	(c) 51-100	(8) 1-yr alw per 100 equip cntgcy	(9) Depot maint alw per 100 equip	(a) Figure No.	(b) Item No.
		0202-CLUTCH RELEASE MECHANISM -Continued												
PO	2520-404-0682	BOOT, CLUTCH RELEASE BELLCRANK ASSEMBLY END 11640763 (19207)	EA	2	*	*	*	*	*	*			23	30
PO		RETAINER, BALL STUD 11640765 (19207)	EA	1	*	*	*	*	*	*			23	31
PO		BALL STUD, CLUTCH RELEASE BELLCRANK ASSEMBLY PIVOT 11656921 (19207)	EA	2	*	*	*	*	*	*			23	32

PO	2520-470-9955	BUSHING, CLUTCH RELEASEBELLCRANK STUD 11640764 (19207)	EA	2	*	*	*	*	*	*			23	33
PO	3040-455-5011	BALL JOINT ASSEMBLY, LOWER 11657354 (19207)	EA	1	*	*	*	*	*	*			23	34
PO	5310-975-2075	NUT, LOWER BALL JOINT ASSEMBLY MS35691-21 (96906)	EA	1	*	*	*	*	*	*			23	35
PO	2520-476-6510	RETAINER, CLUTCH ROD GROMMET 11657232 (19207)	EA	1	*	*	*	*	*	*			23	36
PO	5325-158-0081	GROMMET, CLUTCH ROD 11657230(19207)	EA	1	*	*	*	*	*	*			23	37
X20		ROD ASSEMBLY, CLUTCH RELEASE 11657353 (19207)	EA	1	*	*	*	*	*	*			23	38
PO	5310-732-0559	NUT MS51968-8 (96906)	EA	2	*	*	*	*	*	*			23	39
PF	5306-018-7993	SCREW AND LOCK WASHER, HEX HEAD,CLUTCH PEDAL RETAINER BRACKET 187993 (24617)	EA	2	*	*	*	*	*	*			23	40
PF	5310-087-4652	NUT, HEXAGON MS51922-17 (96906)	EA	2	*	*	*	*	*	*			23	41

GROUP 03 Fuel System

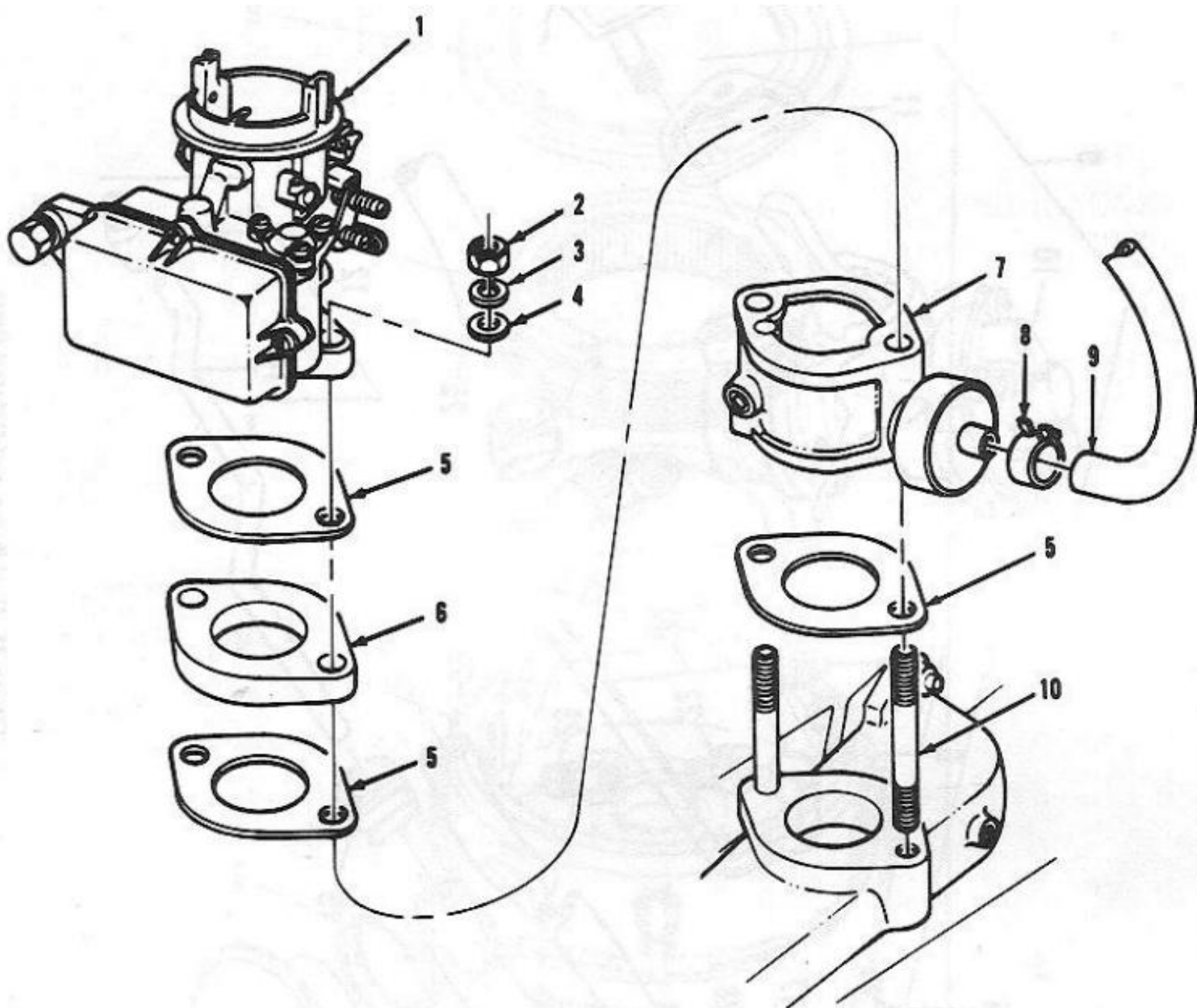


Figure 24: Carburetor and Governor Note: Some items pictured are not in this group. See table below to find correct group.

ITEM	GROUP
6, 7, 8, 9	0308

Page 62

(1) SMR code	(2) Federal Stock Number	(3) Description Reference Number & Mfg. Code Usable on Code	(4) Qty Unit of meas	(5) Qty inc in unit	(6) 30-day DS maint. allowance			(7) 30-day GS maint. allowance			(8) 1-yr alw per 100 equip cntgcy	(9) Depot maint alw per 100 equip	(10) Illustration	
					(a)	(b)	(c)	(a)	(b)	(c)			(a) Figure No.	(b) Item No.
		GROUP 03-FUELSYSTEM												

		0301-CARBURETOR												
POR	2910-933-3736	CARBURETOR ASSEMBLY 11641002 (19207)	EA	1	*	*	*	*	*	*			24	1
PO	5310-732-0559	NUT, CARBURETOR MOUNTING MS51968-8 (96906)	EA	2	*	*	*	*	*	*			24	2
PO	5310-122-5658	WASHER, CARBURETOR ATTACHING MS35338-46 (96906)	EA	2	*	*	*	*	*	*			24	3
PO	5310-080-6004	WASHER,CARBURETOR ATTACHING MS27183-14 (96906)	EA	2	*	*	*	*	*	*			24	4
PO	5330-159-3249	GASKET,CARBURETOR MOUNTING 11640784 (19207)	EA	1	*	*	*	*	*	*			24	5
PO	5307-159-6274	STUD, INTAKE MANIFOLD TOCARBURETOR 11656957 (19207)	EA	1	*	*	*	*	*	*			24	10
PF	2910-927-3324	KIT, REPAIR, CARBURETOR 85R2688 (29092)	EA	1	*	*	*	*	*	*				
		COMPOSED OF:												
X1		1-BALL PUMP, PUSH ROD SLEEVE 28R94 (29092)												
X1		1-DIAPHRAGM, ROD PUMP 35R852AI (29092)												
X1		1-GASKET, AIR HORN 8R923 (29092)												
X1		1-GASKET, ECONOMIZER BODY 8R534 (29092)												
X1		1-GASKET, FLANGE 8R1329 (29092)												
X1		1-GASKET, FLOAT BOWL 8R956 (29092)												

					(6) 30-day DS maint. allowance			(7) 30-day GS maint. allowance					(10) Illustration	
(1) SMR code	(2) Federal Stock Number	(3) Description Reference Number & Mfg. Code Usable on Code	(4) Unit of meas	(5) Qty inc in unit	(a) 1-20	(b) 21-50	(c) 51-100	(a) 1-20	(b) 21-50	(c) 51-100	(8) 1-yr alw per 100 equip cntgcy	(9) Depot maint alw per 100 equip	(a) Figure No.	(b) Item No.
		0301 CARBURETOR Continued												
		KIT, REPAIR,CARBURETOR-Continued												
X1		1-GASKET. IDLE ADJUSTMENT 8R518 (29092)												
X1		1-LEVER, PUMP 63R787 (29092)												
X1		1-LINK, PUMP 33R418-1 (29092)												
X1		1-NEEDLE, IDLE ADJUSTING 15R94-1 (29092)												
X1		1-NEEDLE AND SEAT FUEL INLET 18R117A (29092)												

X1		1-RETAINER. FLOAT 36R 169 (29092)													
X1		1-RETAINER, PUMP LEVER 75R37-1 (29092)													
X1		2-SCREW, CHOKE PLATE 5R476-1 (29092)													
X1		2-SCREW. THROTTLE PLATE 5R476-1 (29092)													
X1		1-STEM, ECONOMIZER 25R385A (29092)													
X1		1-SEAL, FUEL INLET 27R229 (29092)													
		0302- FUEL PUMP													
MO		TUBE ASSEMBLY, VACUUMMANIFOLD 11657923 (19207)	EA	1									25	1	
		MANUFACTURE FROM:													
PO	4710-289-2542	TUBE, STEEL, 0.312O.D., 0.028WALL, 3.62 11657923-1 (19207)	FT	V	*	*	*	*	*	*			25	2	

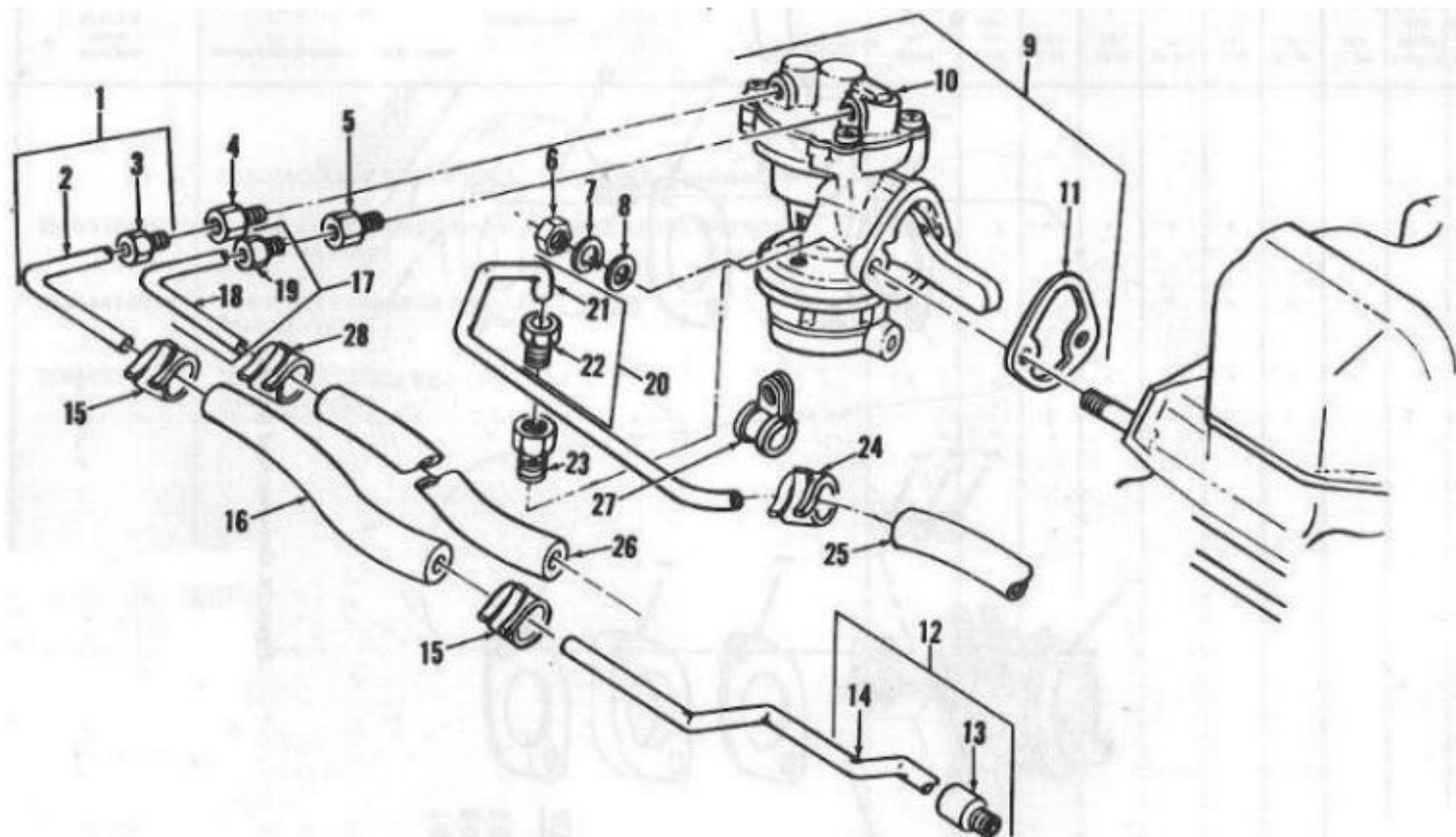


Figure 25: Fuel Pump and Related Parts

Note: Some items pictured are not in this group. See table below to find correct group.

ITEM	GROUP
5, 17, 18, 19, 26, 28	0306

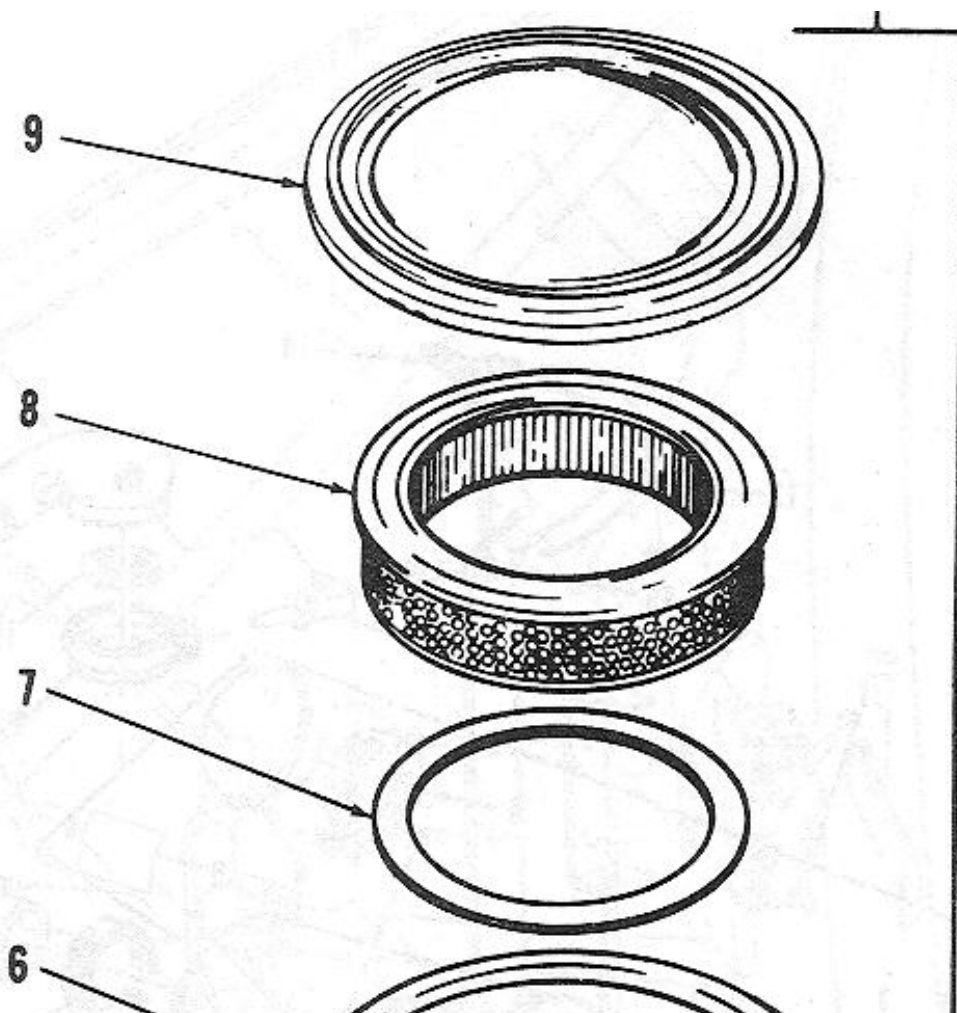
					(6) 30-day DS maint. allowance			(7) 30-day GS maint. allowance					(10) Illustration	
(1) SMR code	(2) Federal Stock Number	(3) Description Reference Number & Mfg. Code Usable on Code	(4) Unit of meas	(5) Qty inc in unit	(a) 1-20	(b) 21-50	(c) 51-100	(a) 1-20	(b) 21-50	(c) 51-100	(8) 1-yr alw per 100 equip cntgcy	(9) Depot maint alw per 100 equip	(a) Figure No.	(b) Item No.
		0302- FUELPUMP-Continued												
		TUBE ASSEMBLY, VACUUMMANIFOLD-Continued												
PO	4730-014-2427	NUT, INVERTED FLARE 142427 (24617)	EA	1	*	*	*	*	*	*			25	3
PO	4730-889-6133	CONNECTOR. VACUUM ASSIST HOSETUBE 137406 (24617)	EA	1	*	*	*	*	*	*			25	4
PO	5310-880-7746	NUT. HEXAGON. FUEL PUMP MOUNTING MS51968-5 (96906)	EA	2	*	*	*	*	*	*			25	6
PO	5310-407-9566	WASHER, LOCK. FUEL PUMP MOUNTING MS35338-45 (96906)	EA	2	*	*	*	*	*	*			25	7
PO	5310-012-0393	WASHER, FLAT. FUEL PUMP MOUNTING MS27183-12 (96906)	EA	2	*	*	*	*	*	*			25	8
PO	2910-927-3286	KIT, FUEL PUMP 5704405 (19207)	EA	1	*	*	*	*	*	*			25	9
		COMPOSED OF:												
X1		1-PUMP, FUEL 11641001(19207)											25	10
X1		1-GASKET 11657562(19207)											25	11
MO		TUBE ASSEMBLY, VACUUM ASSIST 11657301 (19207)	EA	1									25	12
		MANUFACTURE FROM:												
PO	4730-014-2427	NUT, INVERTED FLARE 142427 (24617)	EA	1	*	*	*	*	*	*			25	13
PO	4710-289-2542	TUBE, STEEL, 0.3 12 O.D., 0.028WALL 22.20 LG. 11657301-1(19207)	FT	V	*	*	*	*	*	*			25	14
PO	4730-131-4951	CLAMP, HOSE. VACUUM ASSISTHOSE 11657394-2(19207)	EA	2	*	*	*	*	*	*			25	15

				(6) 30-day DS maint. allowance	(7) 30-day GS maint. allowance			(10) Illustration

(1) SMR code	(2) Federal Stock Number	(3) Description Reference Number & Mfg. Code Usable on Code	(4) Unit of meas	(5) Qty inc in unit	(a) 1-20	(b) 21-50	(c) 51-100	(a) 1-20	(b) 21-50	(c) 51-100	(8) 1-yr alw per 100 equip cntgcy	(9) Depot maint alw per 100 equip	(a) Figure No.	(b) Item No.
		0302 FUELPUMP Continued												
PO	4720-130-4609	HOSE, FUEL PUMP VACUUM ASSIST 11657394-1 (19207)	EA	1	*	*	*	*	*	*			25	16
PF	2910-933-3536	KIT, PARTS, FUEL PUMP 5704413 (19207)	EA	1	*	*	*	*	*	*				
		COMPOSED OF:												
X1		1-RIVET, PLUG 11B69 (71500)												
X1		1-PLUG, SEAL 11B382 (71500)												
X1		1-GASKET, FLANGE 121-134 (71500)												
X1		3-GASKET, VALVE HOUSING 121-414 (71500)												
X1		1-RING, PISTON 160-239 (19207)												
X1		1-DIAPHRAGM, AIRDOME 203-38 (71500)												
X1		1-DIAPHRAGM ASSEMBLY 203-1698 (71500)												
MO		TUBE ASSEMBLY, FUEL PUMP VENT 11657272 (19207)											25	20
		MANUFACTURE FROM:												
PO	4710-971-4187	TUBE, STEEL ,0.250 O.D., 0.028WALL, 15.99 LG. 11657272-1 (19207)	FT	V	*	*	*	*	*	*			25	21
PO	4730-014-2432	NUT, INVERTED FLARE 142432 (24617)	EA	1	*	*	*	*	*	*			25	22

(1) SMR code	(2) Federal Stock Number	(3) Description Reference Number & Mfg. Code Usable on Code	(4) Unit of meas	(5) Qty inc in unit	(6) 30-day DS maint. allowance	(7) 30-day GS maint. allowance	(8) 1-yr alw per 100 equip cntgcy	(9) Depot maint alw per 100 equip	(10) Illustration	(a) Figure No.	(b) Item No.
		0302 FUELPUMP Continued									
PO	4730-889-6135	CONNECTION FUEL PUMP VENT TUBE 137405 (24617)	EA	1	*	*	*	*	*	*	25 23
PO	4730- 137-9236	CLAMP, HOSE, FUEL PUMP VENT 11640805-3 (19207)	EA	2	*	*	*	*	*	*	25 24
PO		HOSE, FUEL PUMP VENT 11657469-7 (19207)	EA	1	*	*	*	*	*	*	25 25

PO	5340-368-4935	CLIP, FUEL PUMP VENT TUBE 7375124 (19207)	EA	2	*	*	*	*	*	*			25	27
PO	4730-640-1051	ELBOW, FUEL PUMP OUTLET 137422 (24617)	EA	1	*	*	*	*	*	*			29	21
PO	4730-889-6133	CONNECTION, FUEL PUMP INLET 137406 (24617)	EA	1	*	*	*	*	*	*			29	22
X20		TUBE ASSEMBLY, FUEL PUMP TOFILTER 11657273 (19207)	EA	1	*	*	*	*	*	*			29	23
		0304-AIRCLEANER	EA		*	*	*	*	*	*				
PO	2940-119-0850	AIR CLEANER ASSEMBLY USED ONVEHICLES BEFORE SERIAL NO. 28680 (M715), 13577 (M725), 10001 (M726) 11658089 (19207)	EA	1	*	*	*	*	*	*			26	1
PO	4730-470-6624	CLAMP 214B33K01 (78940)	EA	1	*	*	*	*	*	*			26	3
PO	2940-142-0553	PRECLEANER AND RAIN DEFLECTOR 11598930 (19207)	EA	1	*	*	*	*	*	*			26	4
PO	4730-278-2043	CLAMP, 3-1/8 1095097 8-9 (19207)	EA	1	*	*	*	*	*	*			26	5
X20		BODY, AIR CLEANER 990300 (65909)	EA	1	*	*	*	*	*	*			26	6
PO	2940-124-7128	GASKET, AIR CLEANER 11640802(19207)	EA	1	*	*	*	*	*	*			26	7



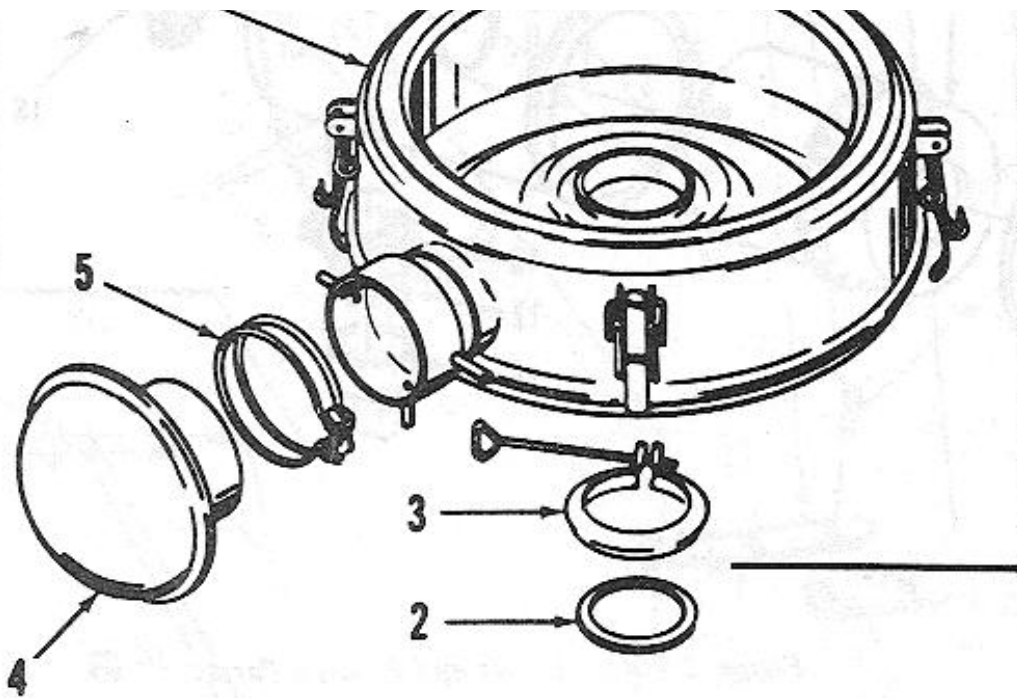


Figure 26: Air Cleaner Assembly

Page 67

(1) SMR code	(2) Federal Stock Number	(3) Description Reference Number & Mfg. Code Usable on Code	(4) Unit of meas	(5) Qty inc in unit	(6) 30-day DS maint. allowance			(7) 30-day GS maint. allowance			(8) 1-yr alw per 100 equip cntgcy	(9) Depot maint alw per 100 equip	(10) Illustration	
					(a) 1-20	(b) 21-50	(c) 51-100	(a) 1-20	(b) 21-50	(c) 51-100			(a) Figure No.	(b) Item No.
		0304-AIRCLEANER-Continued												
PO	2940-875-9000	ELEMENT, AIR CLEANER 250A32 (78940)	EA	1	*	*	*	*	*	*			26	8
PO	2940-119-0849	COVER, AIR CLEANER 11598930(19207)	EA	1	*	*	*	*	*	*			26	9
PO	2940-928-6134	GASKET, CARBURETOR AIR INTAKE 11640776 (19207)	EA	1	*	*	*	*	*	*			26	2
PO	2940-135-6532	AIR CLEANER ASSEMBLY USED ON VEHICLES AFTER SERIAL NO. 28680 (M715), 13577 (M725), 10001 (M726) 11640725 (19207)	EA	1	*	*	*	*	*	*			27	1
X1		COVER P11-2993(18265)	EA	1									27	2
X1		BOLT P10-4426 (18265)	EA	1									27	3
PO	2940-135-6528	GASKET, COVER P10-1324 (18265)	EA	1	*	*	*	*	*	*			27	4
PO	4730-278-2043	CLAMP, RAIN DEFLECTOR 10950978-9 (19207)	EA	1	*	*	*	*	*	*			27	5
PO	2940-142-0553	DEFLECTOR, RAIN 11598930(19207)	EA	1	*	*	*	*	*	*			27	6

X1		BODY P11-2982 (18265)	EA	1									27	8
PO		DECAL 11640865 (19207)	EA	1	*	*	*	*	*	*			27	9
PO		CLAMP EVACUATOR VALVE TO BODY P10-4002 (18265)	EA	1	*	*	*	*	*	*			27	10
PO	2940- 135-6530	VALVE, EVACUATOR ASSEMBLY P10-3198 (18265)	EA	1	*	*	*	*	*	*			27	11

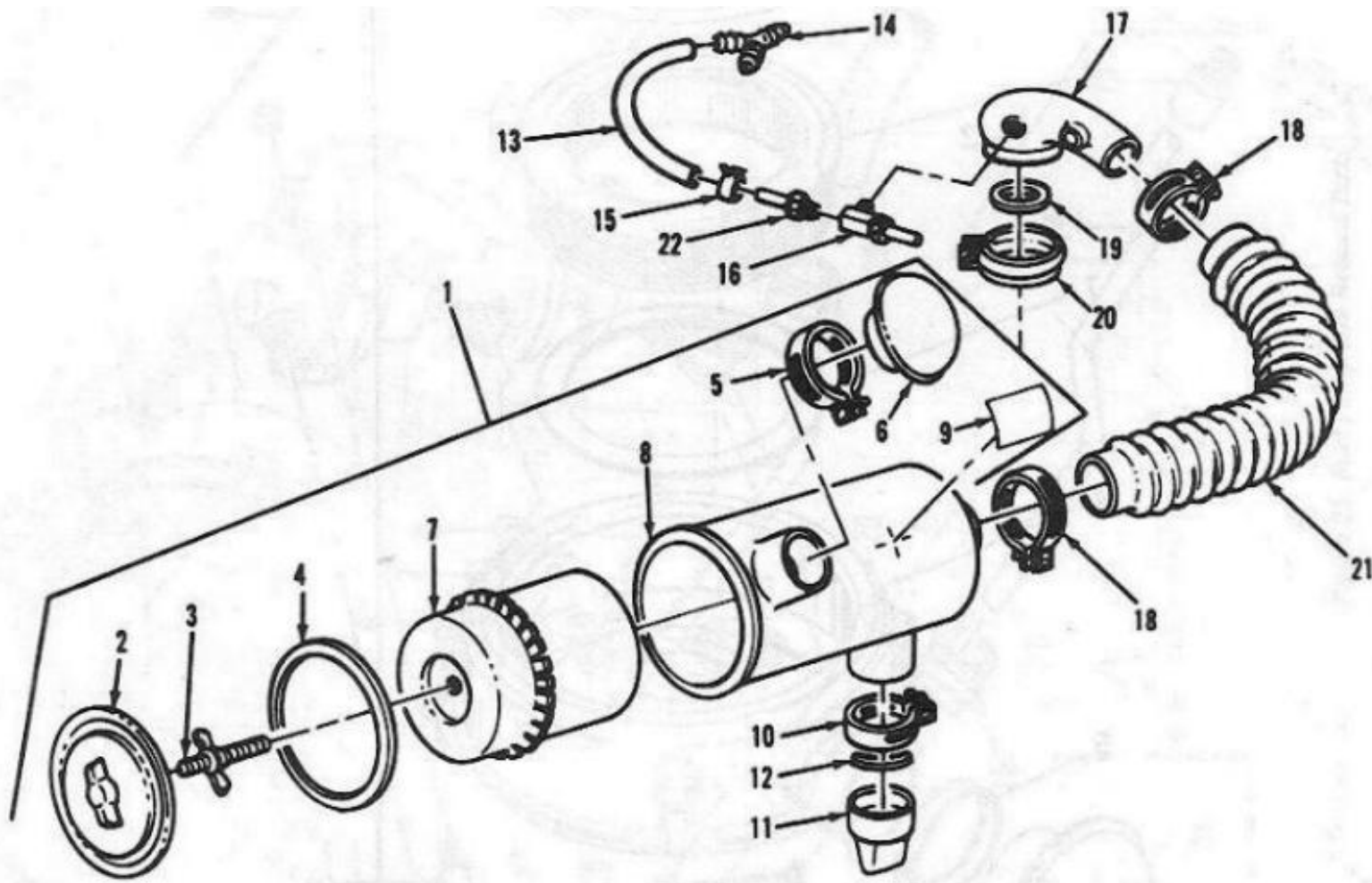


Figure 27: Air Cleaner and Related Parts

Page68

(1) SMR code	(2) Federal Stock Number	(3) Description Reference Number & Mfg. Code Usable on Code	(4) Unit of meas	(5) Qty inc in unit	(6) 30-day DS maint. allowance			(7) 30-day GS maint. allowance			(8) 1-yr alw per 100 equip cntgcy	(9) Depot maint alw per 100 equip	(10) Illustration	
					(a) 1-20	(b) 21-50	(c) 51-100	(a) 1-20	(b) 21-50	(c) 51-100			(a) Figure No.	(b) Item No.
		0304-AIRCLEANER-Continued												

		CLAMP, HOSE, VACUUM ASSISTHOSE-Continued												
PO		SPRING, VACUATOR VALVE P10-4777 (18265)	EA	1	*	*	*	*	*	*			27	12
PO	2940-135-6531	ELEMENT, AIR CLEANER (USED ON VEHICLES AFTER SERIAL NO. 28680 (M715), 13577 (M725), 10001 (M726)) 11662692 (19207)	EA	1	*	*	*	*	*	*			27	7
PO		TUBE, AIR CLEANER VENT (USED ON VEHICLES AFTER SERIAL NO. 28680 (M715), 13577 (M725), 10001 (M726)) 11657469-5 (19207)	EA	1	*	*	*	*	*	*			27	13
PO	4730-139-3904	TEE, CONNECTION, AIR CLEANER (USED ON VEHICLES AFTER SERIAL NO. 28680 (M715), 13577 (M725), 10001 (M726)) 11640795 (19207)	EA	1	*	*	*	*	*	*			27	14
PO	4730-137-9236	CLAMP, AIR INTAKE CAP ASSEMBLY, VENT (USED ON VEHICLES AFTER SERIAL NO. 28680 (M715), 13577 (M725), 10001 (M726)) 11640805-3 (19207)	EA	2	*	*	*	*	*	*			27	15
PO	4730-249-8278	TEE, CARBURETOR AIR INTAKE VENT LINE (USED ON VEHICLES AFTER SERIAL NO. 28680 (M715), 13577 (M725), 10001 (M726)) 143482 (24617)	EA	1	*	*	*	*	*	*			27	16
X20		AIR HORN, CARBURETOR (USED ON VEHICLES AFTER SERIAL NO. 28680 (M715), 13577 (M725), 10001 (M726)) 11657690 (19207)	EA	1	*	*	*	*	*	*			27	17
PO	4730-908-6292	CLAMP, HOSE FLEXIBLE (USED ON VEHICLES AFTER SERIAL NO. 28680 (M715), 13577 (M725), 10001 (M726)) MS35842-I4 (96906)	EA	2	*	*	*	*	*	*			27	18
PO	2940-928-6134	GASKET, CARBURETOR AIR INTAKE (USED ON VEHICLES AFTER SERIAL NO. 28680 (M715), 13577 (M725), 10001 (M726)) 11640776 (19207)	EA	1	*	*	*	*	*	*			27	19

					(6) 30-day DS maint. allowance			(7) 30-day GS maint. allowance					(10) Illustration	
(1) SMR code	(2) Federal Stock Number	(3) Description Reference Number & Mfg. Code Usable on Code	(4) Unit of meas	(5) Qty inc in unit	(a) 1-20	(b) 21-50	(c) 51-100	(a) 1-20	(b) 21-50	(c) 51-100	(8) 1-yr alw per 100 equip cntgcy	(9) Depot maint alw per 100 equip	(a) Figure No.	(b) Item No.

		0304 AIRCLEANER Continued												
PO		CLAMP, ASSEMBLY AIR INTAKERETAINER (USED ON VEHICLES AFTER SERIAL NO. 28680 (M715) 13577 (M725)10001 (M726)) 11640880 (19207)	EA	1	*	*	*	*	*	*			27	20
PO	2940-135-6533	HOSE ASSEMBLY, FLEXIBLE11641011 (19207) (USED ON VEHICLES AFTER SERIAL NO. 28680 (M715), 13577(M725), 10001 (M726)) 11641011 (19207)	EA	1	*	*	*	*	*	*			27	21
PO	4710-495-0181	TUBE ASSEMBLY, AIR CLEANER VENT(USED ON VEHICLES AFTER SERIAL NO. 28680 (M715), 13577 (M725), 10001(M726)) 11657455 (19207)	EA	1	*	*	*	*	*	*			27	22
PO	5310-241-6658	NUT, HEXAGON (USED ON VEHICLES AFTER SERIAL NO. 28680 (M715), 13577 (M725), 10001 (M726)) MS5 1943-34 (96906)	EA	13	*	*	*	*	*	*			28	1
PO		U-BOLT, AIR CLEANER ASSEMBLY(USED ON VEHICLES AFTER SERIAL NO. 28680 (M715), 13577 (M725), 10001(M726)) 11657359(19207)	EA	4	*	*	*	*	*	*			28	2
X20		BRACKET ASSEMBLY, UPPER FRONTMOUNTING (USED ON VEHICLES AFTER SERIAL NO. 28680 (M715), 13577 (M725),10001 (M726)) 11657596 (19207)	EA	1	*	*	*	*	*	*			28	3
PO		BOLT, HINGE BRACKET (2) LOWERFRONT MOUNTING SUPPORT (3) (USED ON VEHICLES AFTER SERIAL NO. 28680 (M715), 13577 (M725), 10001 (M726)) 11657687 (19207)	EA	5	*	*	*	*	*	*			28	4
PO	5306-637-9721	BOLT, HINGE BRACKET TO SUPPORT(USED ON VEHICLES AFTER SERIAL NO. 28680 (M7 15), 13577 (M725), 10001(M726)) 123480 (24617)	EA	2	*	*	*	*	*	*			28	5

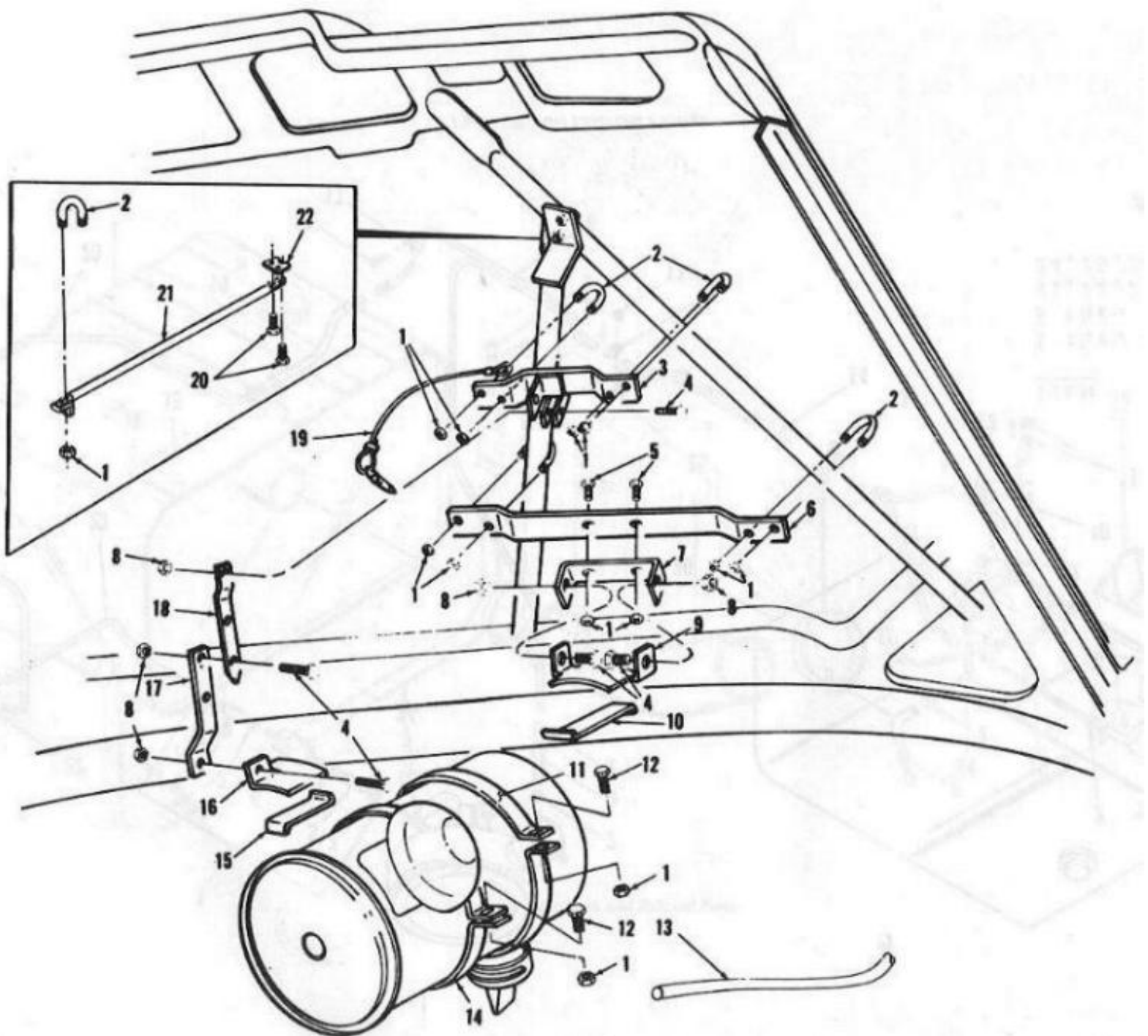


Figure 28: Air Cleaner Attaching Brackets and Parts

Page 70

(1) SMR code	(2) Federal Stock Number	(3) Description Reference Number & Mfg. Code Usable on Code	(4) Unit of meas	(5) Qty inc in unit	(6) 30-day DS maint. allowance			(7) 30-day GS maint. allowance			(8) 1-yr alw per 100 equip cntgcy	(9) Depot maint alw per 100 equip	(10) Illustration	
					(a) 1-20	(b) 21-50	(c) 51-100	(a) 1-20	(b) 21-50	(c) 51-100			(a) Figure No.	(b) Item No.
		0304 AIRCLEANER Continued												

X20		SUPPORT, AIR CLEANER HINGEBRACKET (USED ON VEHICLES AFTER SERIAL NO. 28680 (M715), 13577(M725), 10001 (M726)) 11657600(19207)	EA	1	*	*	*	*	*	*			28	6
X20		BRACKET, AIR CLEANER, LOWERREAR (USED ON VEHICLES AFTER SERIAL NO. 28680 (M715), 13577 (M725),10001 (M726)) 11657592 (19207)	EA	1	*	*	*	*	*	*			28	7
PO	5310-044-2823	NUT, HEXAGON (USED ONVEHICLES AFTER SERIAL NO. 28680 (M715), 13577 (M725), 10001 (M726)) MS51943-31 (96906)	EA	5	*	*	*	*	*	*			28	8
PO		BRACKET, AIR CLEANER, LOWERREAR (USED ON VEHICLES AFTER SERIAL NO. 28680 (M715), 13577(M725), 10001 (M726)) 11657597 (19207)	EA	1	*	*	*	*	*	*			28	9
X20		CLIP, AIR CLEANER, BRACKETRETAINING LOWER REAR MOUNTING (USED ONVEHICLES AFTER SERIAL NO. 28680 (M7 15), 13577 (M725), 10001 (M726)) 11657598-1 (19207)	EA	1	*	*	*	*	*	*			28	10
X20		STRAP ASSEMBLY, AIR CLEANERREAR (USED ON VEHICLES AFTER SERIAL NO. 28680 (M715), 13577(M725), 10001 (M726)) 11657663 (19207)	EA	1	*	*	*	*	*	*			28	11
PO	5305-958-0603	SCREW, AIR CLEANER REAR SUPPORTSTRAP (USED ON VEHICLES AFTER SERIAL NO. 28680 (M715), 13577(M725), 10001, (M726)) MS3S207-295 (96906)	EA	2	*	*	*	*	*	*			28	12
PO		HOSE, AIR INTAKE CAP ASSEMBLY TOMASTER CYLINDER VENT LINE (USED ON VEHICLES AFTER SERIAL NO. 28680(M715), 13577 (M725), 10001 (M726)) 11657469-6 (19207)	EA	1	*	*	*	*	*	*			28	13

				(6) 30-day DS maint. allowance	(7) 30-day GS maint. allowance			(10) Illustration
--	--	--	--	---	---	--	--	----------------------

(1) SMR code	(2) Federal Stock Number	(3) Description Reference Number & Mfg. Code Usable on Code	(4) Unit of meas	(5) Qty inc in unit	(a) 1-20	(b) 21-50	(c) 51-100	(a) 1-20	(b) 21-50	(c) 51-100	(8) 1-yr alw per 100 equip cntgcy	(9) Depot maint alw per 100 equip	(a) Figure No.	(b) Item No.
		0304 AIRCLEANER Continued												
X20		STRAP, AIR CLEANER FRONTSUPPORT (USED ON VEHICLES AFTER SERIAL NO. 28680 (M715), 13577(M725), 10001 (M726)) 11657663-1 (19207)	EA	1	*	*	*	*	*	*			28	14
X20		CLIP, AIR CLEANER. BRACKETRETAINING LOWER FRONT MOUNTING (USED ON VEHICLES AFTER SERIAL NO.28680 (M715), 13577 (M725). 10001 (M726)) 11657579-2 (19207)	EA	1	*	*	*	*	*	*			28	15
X20		BRACKET, AIR CLEANER, LOWERFRONT MOUNTING (USED ON VEHICLES AFTER SERIAL NO. 28680 (M715),13577 (M725), 10001 (M726)) 11657594 (19207)	EA	1	*	*	*	*	*	*			28	16
X20		SUPPORT, AIR CLEANER, LOWERFRONT MOUNTING (USED ON VEHICLES AFTER SERIAL NO. 28680 (M715), 13577(M725), 10001 (M726)) 11657590 (19207)	EA	1	*	*	*	*	*	*			28	17
X20		SUPPORT, AIR CLEANER, UPPERFRONT MOUNTING (USED ON VEHICLES AFTER SERIAL NO. 28680 (M715),13577 (M725), 10001 (M726)) 11657595 (19207)	EA	1	*	*	*	*	*	*			28	18
PO	4010-158-2136	PIN AND LANYARD ASSEMBLY- (USEDON VEHICLES AFTER SERIAL NO. 28680 (M715), 13577 (M725), 10001 (M726)) 11640785 (19207)	EA	1	*	*	*	*	*	*			28	19
PO	5306-018-7527	BOLT, MACHINE, PLATE ANDBRACE (USED ON VEHICLES AFTER SERIAL NO. 28680 (M715), 13577(M725), 10001 (M726)) 187527 (24617)	EA	2	*	*	*	*	*	*			28	20
X20		BRACE AIR CLEANER MOUNTING (USED ON VEHICLES AFTER SERIAL NO. 28680 (M715), 13577 (M725), 10001(M726)) 11657221 (19207)	EA	1	*	*	*	*	*	*			28	21

(1) SMR code	(2) Federal Stock Number	(3) Description Reference Number & Mfg. Code Usable on Code	(4) Unit of meas	(5) Qty inc in unit	(6) 30-day DS maint. allowance			(7) 30-day GS maint. allowance			(8) 1-yr alw per 100 equip cntgcy	(9) Depot maint alw per 100 equip	(10) Illustration	
					(a) 1-20	(b) 21-50	(c) 51-100	(a) 1-20	(b) 21-50	(c) 51-100			(a) Figure No.	(b) Item No.
		0304 AIRCLEANER-Continued												
X20		PLATE, AIR CLEANER BRACE (USED ON VEHICLES AFTER SERIAL NO. 28680 (M715), 13577 (M725), 10001(M726)) 11657361 (19207)	EA	1	*	*	*	*	*	*			28	22
		0306-TANKS,LINES, FITTINGS ANDHEADERS												
PO	4730-131-4951	CLAMP, HOSE 11640805-2 (19207)	EA	8	*	*	*	*	*	*			29	2
PO	4720-762-9248	HOSE, FUEL TANK VENT 11657394-3 (19207)	EA	1	*	*	*	*	*	*			29	5
PO	4720-130-4605	HOSE, FUEL TANK VENT 11662523-2 (19207)	EA	1	*	*	*	*	*	*			29	6
PO	2910-119-0852	TUBE, FUEL LINE 11657391 (19207)	EA	1	*	*	*	*	*	*			29	7
PO	4720-130-4609	HOSE, FUEL LINE VENT 11657394-2 (19207)	EA	2	*	*	*	*	*	*			29	8
Po	4720-763-6497	HOSE, FUEL TANK OUTLET TUBE 11657394-1 (19207)	EA	1	*	*	*	*	*	*			29	9
PO	5305-068-0501	SCREW, FUEL LINE TUBE CLAMPATTACHING MS90725-5 (96906)	EA	1	*	*	*	*	*	*			29	10
PO		NUT, PLAIN, HEXAGON, FUEL LINETUBE ATTACHING 8328462 (19207)	EA	2	*	*	*	*	*	*			29	11
PO	5340-286-2494	CLAMP, FUEL LINE TUBE MS21333-36 (96906) CA, EA, EB	EA	2	*	*	*	*	*	*			29	12
PO	5340-282-7544	CLAMP, FUEL LINE TUBE MS21333-35 (96906) BA, BB, DA, DB	EA	2	*	*	*	*	*	*			29	12
PO	5340-400-5547	CLIP, FUEL LINE RETAINING 432667 (24617)	EA	1	*	*	*	*	*	*			29	13
PO	5340-333-6078	CLIP, TUBE, FUEL AND VENTLINE 8329624 (19207)	EA	6	*	*	*	*	*	*			29	14

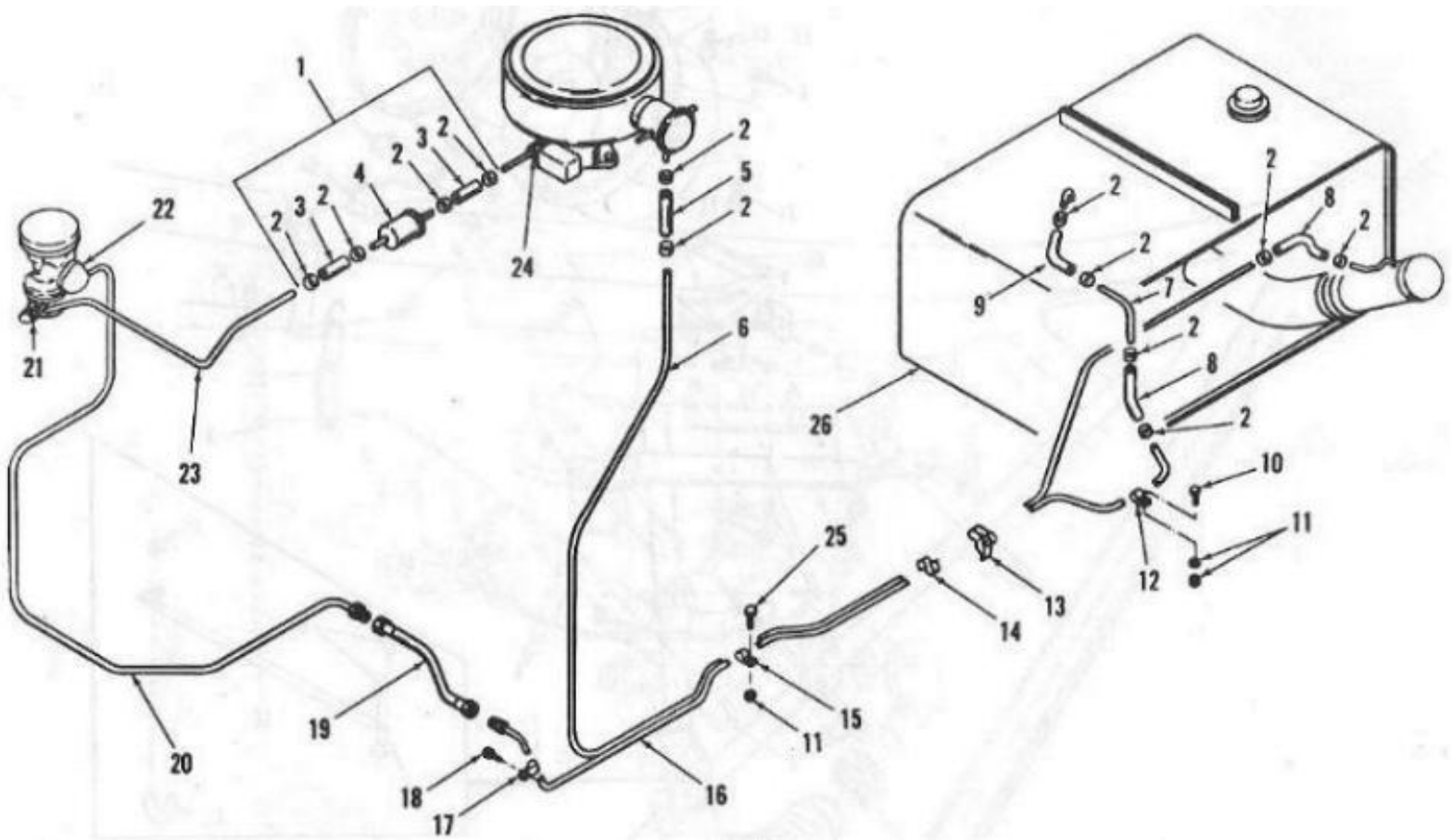


Figure 29: Fuel Lines and Fittings

Note: Some items pictured are not in this group. See table below to find correct group.

ITEM	GROUP
1, 2, 3, 4	0309
21, 22, 23	0302

Page 73

(1) SMR code	(2) Federal Stock Number	(3) Description Reference Number & Mfg. Code Usable on Code	(4) Unit of meas	(5) Qty inc in unit	(6) 30-day DS maint. allowance			(7) 30-day GS maint. allowance			(8) 1-yr alw per 100 equip cntgcy	(9) Depot maint alw per 100 equip	(10) Illustration	
					(a)	(b)	(c)	(a)	(b)	(c)			(a) Figure No.	(b) Item No.
		0306-TANKS, LINES, FITTINGS AND HEADERS Continued												
PO	5340-881-5303	CLAMP, FUEL LINE AND VENT TUBE MS21333-45 (96906)	EA	1	*	*	*	*	*	*			29	15
PO	2910-917-0768	TUBE ASSEMBLY, FUEL LINE, TANK TO FUEL PUMP 11657398 (19207)	EA	1	*	*	*	*	*	*			29	16
PO	5340-286-2494	CLAMP, FUEL LINE FRONT TUBE MS21333-36 (96906)	EA	1	*	*	*	*	*	*			29	17

PO	5306-283-0407	BOLT, FUEL LINE FRONT TUBE CLAMP ATTACHING 9409106 (24617)	EA	1	*	*	*	*	*	*			29	18
PO	2910-179-5508	LINE, FLEXIBLE FUEL 11640833 (19207)	EA	1	*	*	*	*	*	*			29	19
MO		TUBE ASSEMBLY, FUEL PUMP INLET 11657296 (19207)	EA	1									29	20
		MANUFACTURE FROM:												
PO	4710-971-4187	TUBE, STEEL, 0.250, O.D., 0.028 WALL 39.26 LG 11657296-1 (19207)	FT	V	*	*	*	*	*	*				
PO	4730-014-2432	NUT, INVERTED FLARE 142432 (19207)	EA	1	*	*	*	*	*	*				
MO		TUBE, FILTER TO CARBURETOR USED ON VEHICLES BEFORE SERIAL NO. 28680 (M715), 13577 (M725), 10001 (M726) 944509 (65909)	EA	1									29	24
		MANUFACTURE FROM:												
PO	4710-289-2542	TUBE, STEEL, 0.250 O.D., 0.028 WALL, 39.26 LG 944509-1 (65909)	FT	V	*	*	*	*	*	*				
PO	4730-014-2427	NUT, INVERTED FLARE 142427 (24617)	EA	1	*	*	*	*	*	*				

					(6) 30-day DS maint. allowance			(7) 30-day GS maint. allowance					(10) Illustration	
(1) SMR code	(2) Federal Stock Number	(3) Description Reference Number & Mfg. Code Usable on Code	(4) Unit of meas	(5) Qty inc in unit	(a) 1-20	(b) 21-50	(c) 51-100	(a) 1-20	(b) 21-50	(c) 51-100	(8) 1-yr alw per 100 equip cntg	(9) Depot maint alw per 100 equip	(a) Figure No.	(b) Item No.
		0306-TANKS,LINES, FITTINGS AND HEADERS-Continued-												
MO		TUBE ASSEMBLY, FUEL FILTER HOSE TO CARBURETOR USED ON VEHICLES AFTER SERIAL NO. 28679 (M715), 13576 (M725) 10001 (M276) 11657840 (19207)	EA	1									29	24
		MANUFACTURE FROM:												
PO	4730-014-2427	NUT, INVERTED FLARE 142427 (24617)	EA	1	*	*	*	*	*	*				
PO	4710-289-2542	TUBE, STEEL, 0.312 O.D.. 0.028 WALL 11657840-1 (19207)	FT	V	*	*	*	*	*	*				
PO	5305-068-0502	SCREW, CLAMP ATTACHING MS90725-6 (96906)	EA	1	*	*	*	*	*	*			29	25
X20		TANK ASSEMBLY, FUEL 11657380 (19207)	EA	1	*	*	*	*	*	*			29	26
PO	2910-917-0732	TANK, FUEL 11657381 (19207)	EA	1	*	*	*	*	*	*			30	1

PO	4730-012-7951	PLUG, DRAIN 127951 (24617)	EA	1	*	*	*	*	*	*			30	17
PO	5330-443-8049	TAPE, ANTI-SQUEAK 10883265-2 (19207)	EA	4	*	*	*	*	*	*			30	18
PO	5330-196-8802	TAPE, ANTI-SQUEAK 10883265-1 (19207)	EA	1	*	*	*	*	*	*			30	19
PO	5310-853-9335	NUT, TANK STRAP ATTACHING MS35691-13 (96906)	EA	2	*	*	*	*	*	*			30	2
PO		NUT, ASSEMBLY, TANK STRAPATTACHING 11641036 (19207)	EA	2	*	*	*	*	*	*			30	3
PO	2910-119-0851	BRACKET, STRAP MOUNTING 11657384 (19207)	EA	2	*	*	*	*	*	*			30	4
PO	5306-151-6256	BOLT, TANK STRAP ATTACHING MS35842-15 (96906)	EA	2	*	*	*	*	*	*			30	5
PO	4730-908-6293	CLAMP, HOSE, FILLER HOSEATTACHING 1657386 (19207)	EA	1	*	*	*	*	*	*			30	6
PO	2530-900-3143	GROMMET, HOSE PROTECTING 11657126-2 (19207)	EA	1	*	*	*	*	*	*			30	7
		CA, EA, EB												

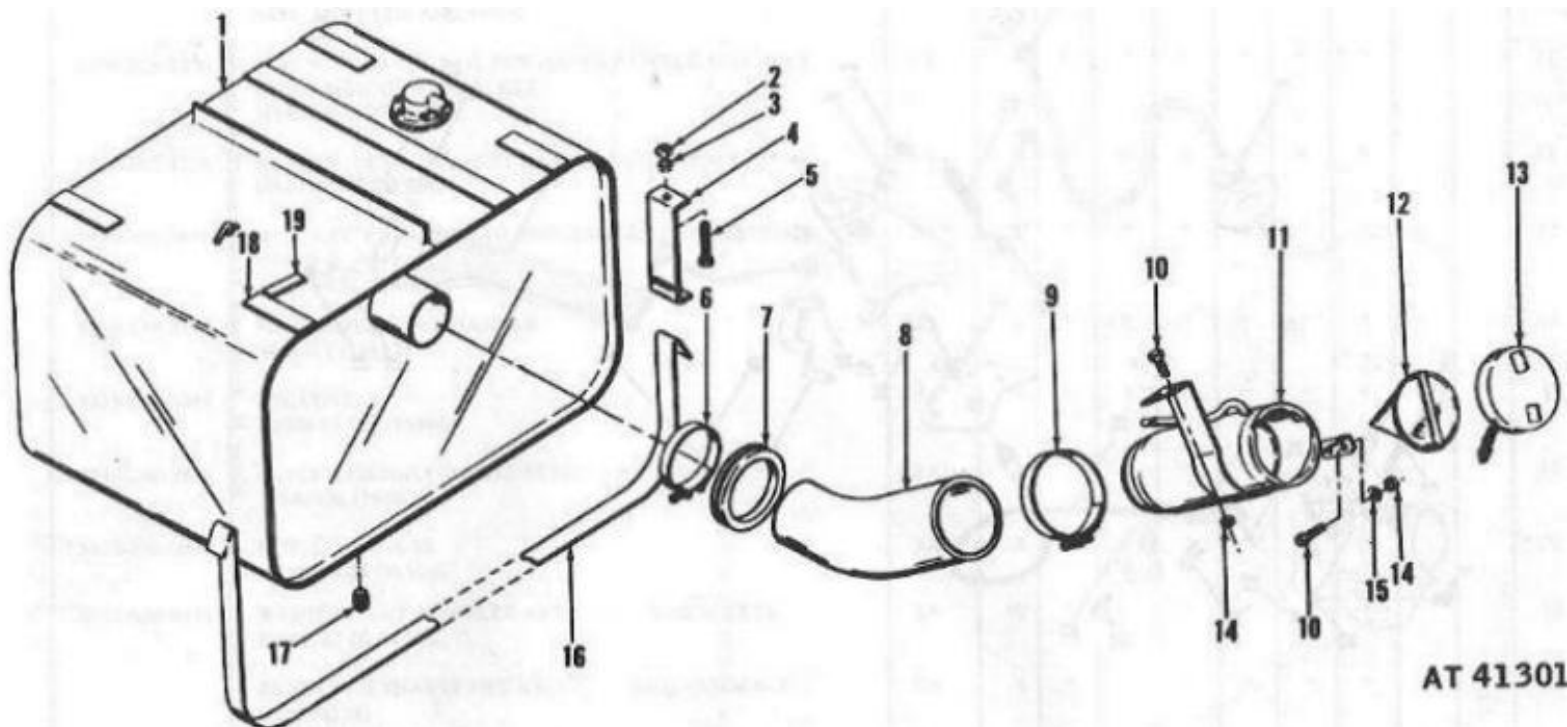


Figure 30: Fuel Tank and Related Parts

Page75

(1) SMR code	(2) Federal Stock Number	(3) Description Reference Number & Mfg. Code Usable on Code	(4) Unit of meas	(5) Qty inc in unit	(6) 30-day DS maint. allowance			(7) 30-day GS maint. allowance			(8) 1-yr alw per 100 equip cntgcy	(9) Depot maint alw per 100 equip	(10) Illustration	
					(a)	(b)	(c)	(a)	(b)	(c)			(a) Figure No.	(b) Item No.
					1-20	21-50	51-100	1-20	21-50	51-100				

		0306 TANKS,LINES, FITTINGS AND HEADERS Continued											
PO		GROMMET, HOSE PROTECTING 11657126-1 (19207) BA, BB, DA, DB	EA	1	*	*	*	*	*	*		30	7
PO	2530-900-3115	HOSE, FILLER TUBE TO TANK 11657393 (19207) CA	EA	1	*	*	*	*	*	*		30	8
PO		HOSE, FILLER TUBE TO TANK 11658078 (19207) EA EB	EA	1	*	*	*	*	*	*		30	8
PO	2530-900-3048	HOSE, FILLER TUBE TO TANK 11657387 (19207) BA, BB, DA, DB	EA	1	*	*	*	*	*	*		30	8
PO	4730-908-6294	CLAMP. HOSE, FILLER HOSEATTACHING MS35842-16 (96906)	EA	1	*	*	*	*	*	*		30	9
PO	5305-269-2802	SCREW, FILLER TUBE ATTACHING MS90726-59 (96906) BA, BB, DA, DB	EA	4	*	*	*	*	*	*		30	10
PO	2910-136-2171	TUBE ASSEMBLY, FUEL TANK FILLER 11640969(19207)	EA	1	*	*	*	*	*	*		30	11
PO	2910-119-0852	TUBE ASSEMBLY, FUEL TANK FILLER 11662526 (19207) CA, EA, EB	EA	1	*	*	*	*	*	*		30	11
PO	4730-202-6063	SCREEN ASSEMBLY, FILLER TUBE 8329781 (19207) BA, BB, DA, DB	EA	1	*	*	*	*	*	*		30	12
PO	2910-459-8447	CAP, FUEL TANK MS53075-1 (96906)	EA	1	*	*	*	*	*	*		30	13
PO	5310-696-5177	NUT, PLAIN, HEXAGON, FILLER TUBEATTACHING 8328482 (19207) BA, BB, DA, DB	EA	4	*	*	*	*	*	*		30	14
PO	5310-012-0388	WASHER, FLAT, FILLER TUBEATTACHING MS27183-15 (96906) BA, BB, DA, DB	EA	2	*	*	*	*	*	*		30	15
PO	2910-136-2172	STRAP, FUEL TANK SUPPORT 11657388 (19207)	EA	2	*	*	*	*	*	*		30	16
PO	4730-889-6135	CONNECTION, WINDSHIELDWIPER TUBE 137405 (24617)	EA	1	*	*	*	*	*	*		25	5

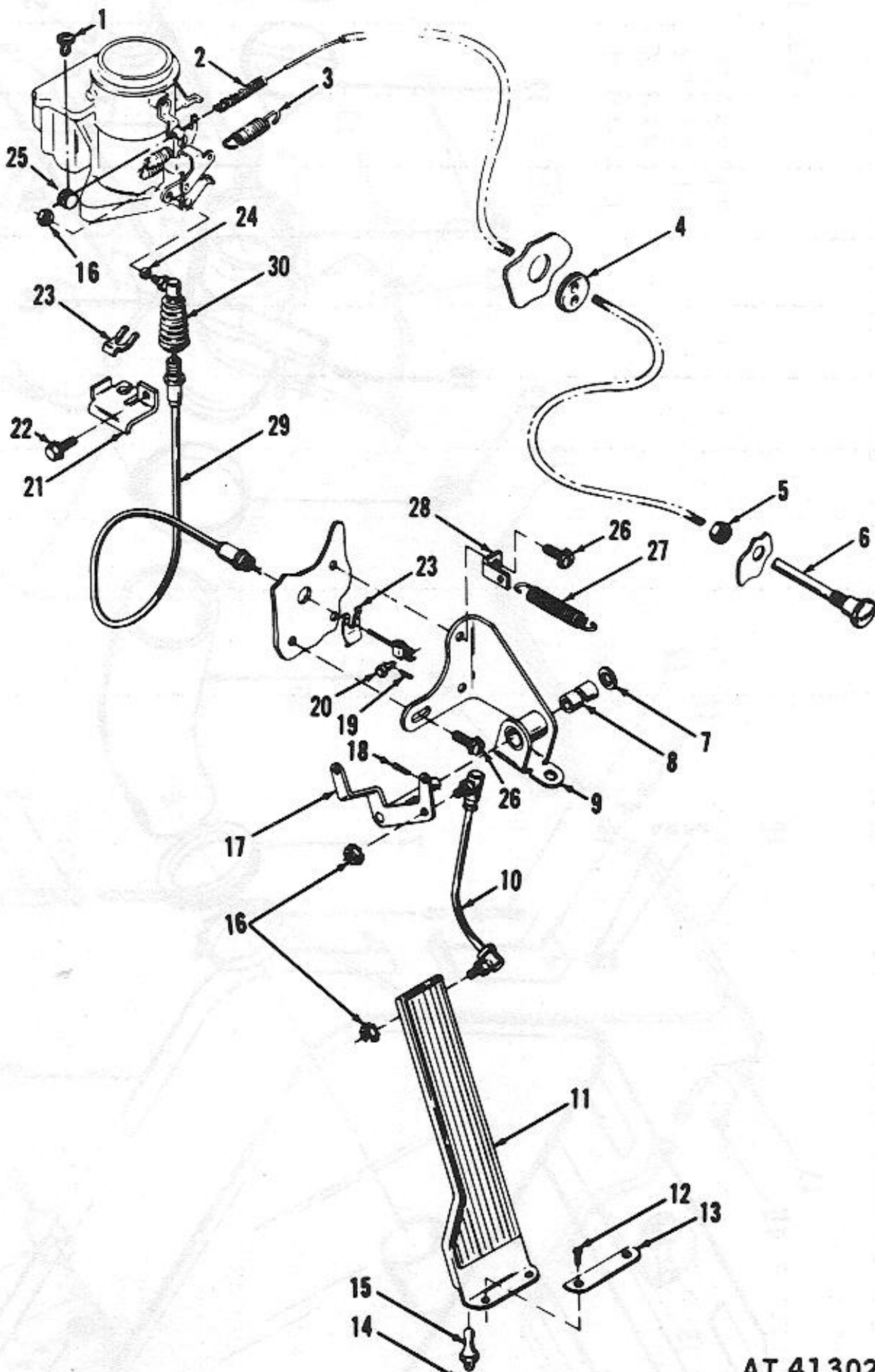
				(6) 30-day DS maint. allowance	(7) 30-day GS maint. allowance			(10) Illustration

(1) SMR code	(2) Federal Stock Number	(3) Description Reference Number & Mfg. Code Usable on Code	(4) Unit of meas	(5) Qty inc in unit	(a) 1-20	(b) 21-50	(c) 51-100	(a) 1-20	(b) 21-50	(c) 51-100	(8) 1-yr alw per 100 equip cntgcy	(9) Depot maint alw per 100 equip	(a) Figure No.	(b) Item No.
		0306-TANKS,LINES, FITTINGS AND HEADERS-Continued												
MO		TUBE ASSEMBLY, FUEL PUMP TOWINDSHIELD WIPER HOSE 11657919 (19207)	EA	1									25	17
PO	4710-971-4187	TUBE, STEEL, 0.250 O.D., 0.028WALL, 2.62 LG 11657919-1 (19207)	FT	V	*	*	*	*	*	*			25	18
PO	4730-014-2432	NUT, INVERTED FLARE 142432 (24617)	EA	1	*	*	*	*	*	*			25	19
PO		HOSE, FUEL PUMP TO WINDSHIELDWIPER ZZ-H617 (80244)	EA	1	*	*	*	*	*	*			25	26
PO		CLAMP, HOSE, WIPER HOSE 11640805-4 (19207)	EA	1	*	*	*	*	*	*			25	28
PO	5340-282-7539	CLIP, TUBE, FUEL PUMP INLET TUBE MS21333-46 (96906)	EA	1	*	*	*	*	*	*			N	1
PO	2805-220-3634	CLIP, FUEL PUMP INLET TUBE 7416464 (19207)	EA	2	*	*	*	*	*	*			N	1
PO	2540-461-2758	SPACER, FUEL PUMP INLET TUBE CLIP 11657453 (19207)	EA	2	*	*	*	*	*	*			N	1
PO	5305-462-7043	SCREW, AND LOCK WASHER, CLIP ANDSPACER ATTACHING 187993 (24617)	EA	2	*	*	*	*	*	*			N	1
PO	5310-012-0393	WASHER, FLAT, CLIP AND SPACERATTACHING MS27183-12 (96906)	EA	2	*	*	*	*	*	*			N	1
PO	5120-670-9821	CLIP, WIPER HOSE 192108 (24617)	EA	1	*	*	*	*	*	*			N	1
PO	5310-853-9335	NUT, WIPER HOSE CLIP ATTACHING MS35691-13 (96906)	EA	1	*	*	*	*	*	*			N	1
PO	4030-243-4445	GROMMET, FILLER TUBE 7375036 (19207) CA, EA, EB	EA	1	*	*	*	*	*	*			N	1

Editors note: There is no Figure N in this manual and though I have searched for the source this is taken from, I have not found it. Thus no illustration is available for these items. If someone knows something about this, please email brute4c@m715zone.com Thankyou.

				(6) 30-day DS maint. allowance	(7) 30-day GS maint. allowance			(10) Illustration
--	--	--	--	---	---	--	--	----------------------

(1) SMR code	(2) Federal Stock Number	(3) Description Reference Number & Mfg. Code Usable on Code	(4) Unit of meas	(5) Qty inc in unit	(a) 1-20	(b) 21-50	(c) 51-100	(a) 1-20	(b) 21-50	(c) 51-100	(8) 1-yr alw per 100 equip cntgcy	(9) Depot maint alw per 100 equip	(a) Figure No.	(b) Item No.
		0308-GOVERNOR AND CONTROLS												
PO	5330-159-3249	GASKET, GOVERNOR 11640784 (19207)	EA	2	*	*	*	*	*	*			24	5
X20		SPACER, GOVERNOR TO CARBURETOR 11657634 (19207)	EA	1	*	*	*	*	*	*			24	6
PO	2910-135-6534	GOVERNOR. USED ON VEHICLES AFTER SERIAL NO, 28680 (M715), 13577 (M725), 10001 (M726) 11640981 (19207)	EA	1	*	*	*	*	*	*			24	7
PO	4730-137-9236	CLAMP, HOSE 11640805-3 (19207)	EA	2	*	*	*	*	*	*			24	8
PO		HOSE, GOVERNOR VENT 11657469-4 (19207)	EA	1	*	*	*	*	*	*			24	9
PF		KIT, GOVERNOR RETROFIT 990298 (65909)	EA	1	*	*	*	*	*	*				
		0309 FUEL FILTER												
PO	2540-900-3162	KIT, FUEL LINE FILTER 5704410 (19207)	EA	1	*	*	*	*	*	*			29	1
		COMPOSED OF:												
PO	4730-908-6293	4-CLAMP MS35842-15 (96906)	EA	4	*	*	*	*	*	*			29	2
X1		2-HOSE, FILTER 11657394-6 (19207)											29	3
X1		1-FILTER, FUEL 11640815 (19207)											29	4
		0312-ACCELERATOR & CHOKE CONTROLS												
PO	5305-984-6189	SCREW, CONTROL WIRE STOP MS35206-241 (96906)	EA	1	*	*	*	*	*	*			31	1
PO	5306-159-3827	SPRING, CARBURETOR CHOKE CABLE 11657696 (19207)	EA	1	*	*	*	*	*	*			31	2



AT 41302

Figure 31 Accelerator, Throttle, and Choke Controls

Page 78

(1) SMR code	(2) Federal Stock Number	(3) Description Reference Number & Mfg. Code Usable on Code	(4) Unit of meas	(5) Qty inc in unit	(6) 30-day DS maint. allowance			(7) 30-day GS maint. allowance			(8) 1-yr alw per 100 equip cntgcy	(9) Depot maint alw per 100 equip	(10) Illustration	
					(a) 1-20	(b) 21-50	(c) 51-100	(a) 1-20	(b) 21-50	(c) 51-100			(a) Figure No.	(b) Item No.
		0312-ACCELERATOR& CHOKE CONTROLS -Continued												
PO	2590-226-2150	SPRING, ACCELERATOR RETRACTING 11657084 (19207)	EA	1	*	*	*	*	*	*			31	3
PO	5340-769-7867	GROMMET, CHOKE CONTROL CABLE 7697867 (19207)	EA	1	*	*	*	*	*	*			31	4
PO	5310-696-5177	NUT, HEX & LOCK WASHER, CHOKE CABLE CONTROL 8328482 (19207)	EA	1	*	*	*	*	*	*			31	5
PO	2910-917-0867	CABLE ASSEMBLY, CHOKE CONTROL 8686901-1 (19207)	EA	1	*	*	*	*	*	*			31	6
PO	5310-080-6004	WASHER MS27183-14 (96906)	EA	1	*	*	*	*	*	*			31	7
PO	3120-765-3302	BUSHING, ACCELERATOR BELL CRANK ASSEMBLY 11640912 (19207)	EA	2	*	*	*	*	*	*			31	8
PO	2910-119-0855	BRACKET, ASSEMBLY ACCELERATOR BELL CRANK SUPPORT 11657078 (19207)	EA	1	*	*	*	*	*	*			31	9
PO	2910-119-0856	ROD, ACCELERATOR 11662527 (19207)	EA	1	*	*	*	*	*	*			31	10
PO	2910-119-0857	PEDAL ASSEMBLY, ACCELERATOR 11640888 (19207)	EA	1	*	*	*	*	*	*			31	11
PO	5305-984-7363	SCREW, ACCELERATOR PEDAL & TRIM PLATE MS35191-272 (96906)	EA	2	*	*	*	*	*	*			31	12
PO	2910-476-6566	PLATE, ACCELERATOR PEDAL TRIM 11657088 (19207)	EA	1	*	*	*	*	*	*			31	13
PO	5310-722-5658	WASHER, ACCELERATOR PEDAL BALL STUD MS35338-46 (96906)	EA	2	*	*	*	*	*	*			31	14
PO	5307-145-1760	BALL, STUD, ACCELERATOR PEDAL 11657082 (19207)	EA	2	*	*	*	*	*	*			31	15

PO	5310-124-9265	NUT, HEX & LOCKWASHER, ACCELERATOR ROD ASSEMBLY 7966348 (19207)	EA	3	*	*	*	*	*	*			31	16
----	---------------	---	----	---	---	---	---	---	---	---	--	--	----	----

Page79

					(6) 30-day DS maint. allowance			(7) 30-day GS maint. allowance					(10) Illustration	
(1) SMR code	(2) Federal Stock Number	(3) Description Reference Number & Mfg. Code Usable on Code	(4) Unit of meas	(5) Qty inc in unit	(a) 1-20	(b) 21-50	(c) 51-100	(a) 1-20	(b) 21-50	(c) 51-100	(8) 1-yr alw per 100 equip cntgcy	(9) Depot maint alw per 100 equip	(a) Figure No.	(b) Item No.
		0312-ACCELERATOR& CHOKE CONTROLS Continued												
PO	2910-119-0854	BELLCRANK ASSEMBLY 11657080 (19207)	EA	1	*	*	*	*	*	*			31	17
PO	5315-842-3044	PIN, COTTER MS24665-283 (96906)	EA	1	*	*	*	*	*	*			31	18
PO	5315-839-5820	PIN,COTTER MS9245-27 (96906)	EA	1	*	*	*	*	*	*			31	19
PO	5315-464-7129	PIN, CLEVIS 11640915 (19207)	EA	1	*	*	*	*	*	*			31	20
PO	2910-119-0858	BRACKET, ACCELERATOR CONTROLCONDUIT ASSEMBLY SUPPORT 11657083 (19207)	EA	1	*	*	*	*	*	*			31	21
PO	5306-286-1504	SCREW, RETAINING, ACCELERATORCONTROL CONDUIT ASSEMBLY 9409098 (24617)	EA	1	*	*	*	*	*	*			31	22
PO	5340-462-7045	CLIP, ACCELERATOR CONTROLCONDUIT ASSEMBLY, RETAINING 11640740(19207)	EA	2	*	*	*	*	*	*			31	23
PO	5340- 128-1572	SPACER, ACCELERATOR CONTROLCONDUIT ASSEMBLY 11657085 (19207)	EA	1	*	*	*	*	*	*			31	24
PO	2540-737-1193	STOP, CONTROL WIRE 7371193 (19207)	EA	1	*	*	*	*	*	*			31	25
PO		SCREW, ACCELERATOR BELLCRANKSUPPORT BRACKET ASSY. & ACCELERATOR SPRING ANCHOR CLIP 272475 (24617)	EA	3	*	*	*	*	*	*			31	26
PO	2910-917-0610	SPRING, ACCELERATOR RETRACTING 11657086 (19207)	EA	1	*	*	*	*	*	*			31	27
PO	2590-443-8077	CLIP, ACCELERATOR SPRING ANCHOR 11657087 (19207)	EA	1	*	*	*	*	*	*			31	28

Page80

(1) SMR code	(2) Federal Stock Number	(3) Description Reference Number & Mfg. Code Usable on Code	(4) Unit of meas	(5) Qty inc in unit	(6) 30-day DS maint. allowance			(7) 30-day GS maint. allowance			(8) 1-yr alw per 100 equip cntgcy	(9) Depot maint alw per 100 equip	(10) Illustration	
					(a)	(b)	(c)	(a)	(b)	(c)			(a) Figure No.	(b) Item No.
		0312-ACCELERATOR& CHOKE CONTROLS Continued												
PO	2510-832-6463	CABLE, CONDUIT ASSEMBLY,ACCELERATOR CONTROL 11641015 (19207)	EA	1	*	*	*	*	*	*			31	29
PO	2530-443-8017	BOOT, ACCELERATOR CABLE 7044900 (19207)	EA	1	*	*	*	*	*	*			31	30
PO	2590-693-0612	THROTTLE, (USED W/100 AMP. ALT.KIT) 7373341 (19207)	EA	1	*	*	*	*	*	*				

GROUP 04 Exhaust System

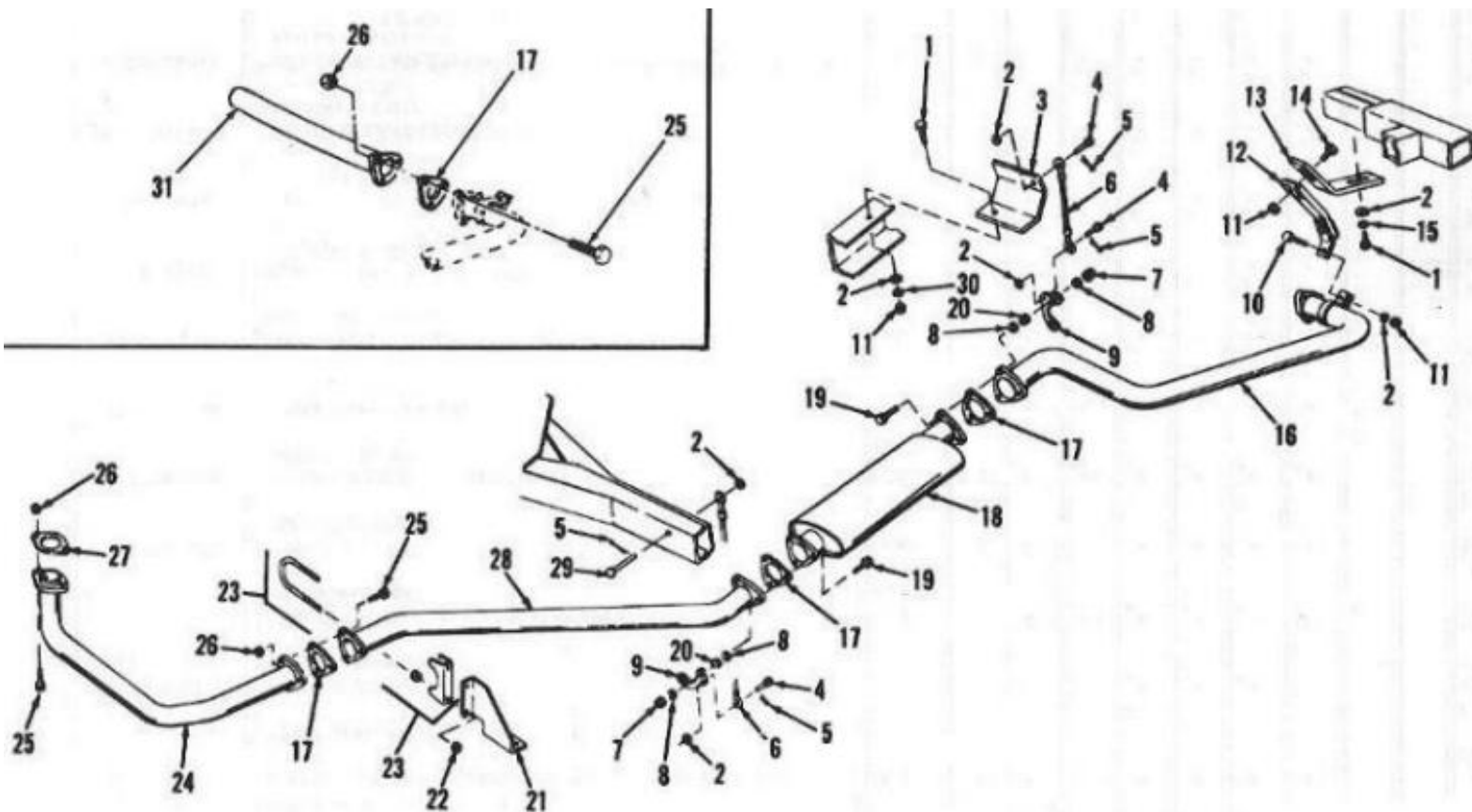


Figure 32: Muffler,Exhaust Pipe andRelated Parts

					(6) 30-day DS maint. allowance			(7) 30-day GS maint. allowance					(10) Illustration	
(1) SMR code	(2) Federal Stock Number	(3) Description Reference Number & Mfg. Code Usable on Code	(4) Unit of meas	(5) Qty inc in unit	(a) 1-20	(b) 21-50	(c) 51-100	(a) 1-20	(b) 21-50	(c) 51-100	(8) 1-yr alw per 100 equip cntgcy	(9) Depot maint alw per 100 equip	(a) Figure No.	(b) Item No.
		GROUP04-EXHAUST SYSTEM												
		0401 MUFFLERAND PIPES	EA		*	*	*	*	*	*				
PO	5306-225-9030	SCREW, EXHAUST TAIL PIPE HANGERCABLE ASSEMBLY, UPPER MOUNTING BRACKET MS90726-34 (96906)	EA	2	*	*	*	*	*	*			32	1
PO	5310-081-4219	WASHER, FLAT, EXHAUST HANGERSAND BRACKETS MS27183-12 (96906)	EA	7	*	*	*	*	*	*			32	2
PO	2990-488-3491	BRACKET, EXHAUST TAIL PIPEHANGER CABLE ASSEMBLY, UPPER MOUNTING 11656843 (19207)	EA	1	*	*	*	*	*	*			32	3
PO	5315-177-7742	PIN,CLEVIS CABLE HANGER 9416017 (24617)	EA	3	*	*	*	*	*	*			32	4
PO	5315-842-3044	PIN, COTTER MS24665-283 (96906)	EA	4	*	*	*	*	*	*			32	5
PO	2990-246-3930	CABLE ASSEMBLY, EXHAUST PIPEHANGER 11640836 (19207)	EA	2	*	*	*	*	*	*			32	6
PO	5310-835-2036	NUT, JAM, 7/ 16-20 MS35691-29 (96906)	EA	4	*	*	*	*	*	*			32	7
PO	5310-809-4085	WASHER, FLAT, MUFFLER AND HANGERBRACKETS M527183-16 (96906)	EA	10	*	*	*	*	*	*			32	8
X20		BRACKET, EXHAUST PIPE HANGERCABLE ASSEMBLY MOUNTING 11656853 (19207)	EA	4	*	*	*	*	*	*			32	9
PO	5306-225-9093	SCREW, CLAMP AND INSULATOR,5/16-24 x 1-1/2 MS90726-38 (96906)	EA	1	*	*	*	*	*	*			32	10
PO	5310-982-4912	NUT MS51943-34 (96906)	EA	3	*	*	*	*	*	*			32	11
PO		INSULATOR KIT, TAIL PIPE 11656990 (19207)	EA	1	*	*	*	*	*	*			32	12

					(6) 30-day DS maint. allowance			(7) 30-day GS maint. allowance					(10) Illustration	

(1) SMR code	(2) Federal Stock Number	(3) Description Reference Number & Mfg. Code Usable on Code	(4) Unit of meas	(5) Qty inc in unit	(a) 1-20	(b) 21-50	(c) 51-100	(a) 1-20	(b) 21-50	(c) 51-100	(8) 1-yr alw per 100 equip cntgcy	(9) Depot maint alw per 100 equip	(a) Figure No.	(b) Item No.
		0401 MUFFLERAND PIPES Continued												
PO	2990-400-7027	STRAP, EXHAUST TAIL PIPEINSULATOR ASSEMBLY MOUNTING 11656988 (19207)	EA	1	*	*	*	*	*	*			32	13
PO	5306-225-9091	SCREW, INSULATOR, 5/16-24 x1-1/4 MS90726-36 (96906)	EA	1	*	*	*	*	*	*			32	14
PO	5310-407-9566	WASHER, LOCK, 5/16 MS35338-45 (96906)	EA	1	*	*	*	*	*	*			32	15
PO	2990-869-6073	EXHAUST, TAIL PIPE ASSEMBLY 11656994 (19207)	EA	1	*	*	*	*	*	*			32	16
PO	2990-443-4809	PIPE, EXHAUST, FRONT, KIT 5704408 (19207)	EA	1	*	*	*	*	*	*			32	
		COMPOSED OF:												
PO	2990-917-0836	1-GASKET, FLANGE 11656964 (19027)			*	*	*	*	*	*			32	17
X1		1-PIPE, EXHAUST 11656993-1 (19207)											32	24
PO	5305-710-4194	3-BOLT, 7/16-20X1-1/2 123852 (24617)			*	*	*	*	*	*			32	25
PO	5310-126-5367	3-NUT, 7/16-20 272712 (24617)			*	*	*	*	*	*			32	26
X1		1-PIPE EXTENSION 11657693(19207)											32	28
PO	2990-917-0836	GASKET, MUFFLER FLANGE 11656964 (19207)	EA	2	*	*	*	*	*	*			32	17
PO	2990-917-0836	GASKET, EXHAUST PIPE FLANGE 11656964 (19207) CA	EA	1	*	*	*	*	*	*			32	17
PO	2990-917-0733	MUFFLER ASSEMBLY 11640722(19207)	EA	1	*	*	*	*	*	*			32	18

					(6) 30-day DS maint. allowance			(7) 30-day GS maint. allowance					(10) Illustration	
(1) SMR code	(2) Federal Stock Number	(3) Description Reference Number & Mfg. Code Usable on Code	(4) Unit of meas	(5) Qty inc in unit	(a) 1-20	(b) 21-50	(c) 51-100	(a) 1-20	(b) 21-50	(c) 51-100	(8) 1-yr alw per 100 equip cntgcy	(9) Depot maint alw per 100 equip	(a) Figure No.	(b) Item No.
		0401 MUFFLERAND PIPES Continued												
PO	5305-710-4195	SCREW, MUFFLER FLANGE AND PIPEFLANGE. ATT, 7/16-20 X 1 3/4 MS90726-90 (96906)	EA	6	*	*	*	*	*	*			32	19
PO	5310-994-1006	NUT, LOCK, 7/16-20 MS51943-38 (96906)	EA	6	*	*	*	*	*	*			32	20

X20		BRACKET, TO ATTACH PIPE ASSEMBLY 11656879 (19207)	EA	1	*	*	*	*	*	*			32	21
PO	5310-814-0673	NUT MS51943-33 (96906)	EA	2	*	*	*	*	*	*			32	22
PO	5340-784-1709	CLAMP ASSEMBLY, EXHAUST PIPE 8704441 (19207)	EA	1	*	*	*	*	*	*			32	23
PO	5305-710-4194	SCREW, PIPE TO MANIFOLD MS90726-89 (96906)	EA	2	*	*	*	*	*	*			32	25
PO	5305-710-4194	SCREW, TO ATTACH EXTENSION MS90726-89 (96906) CA	EA	3	*	*	*	*	*	*			32	25
PO	5310-126-5367	NUT MS21045-C7 (96906)	EA	2	*	*	*	*	*	*			32	26
PO	5310-126-5367	NUT MS21045-C7 (96906) CA	EA	3	*	*	*	*	*	*			32	26
PO	2805-400-4835	GASKET, EXHAUST PIPE FLANGE 11640841 (19207)	EA	1	*	*	*	*	*	*			32	27
PO	5310-754-0848	PIN,CLEVIS CABLE HANGER 9411483 (24617)	EA	1	*	*	*	*	*	*			32	29
PO	5310-889-2527	WASHER. LOCK, 5/16 MS45904-72 (96906)	EA	1	*	*	*	*	*	*			32	30
PO		EXTENSION, EXHAUST PIPE 11658076 (19207) EA, EB	EA	1	*	*	*	*	*	*			32	31

GROUP 05 Cooling System

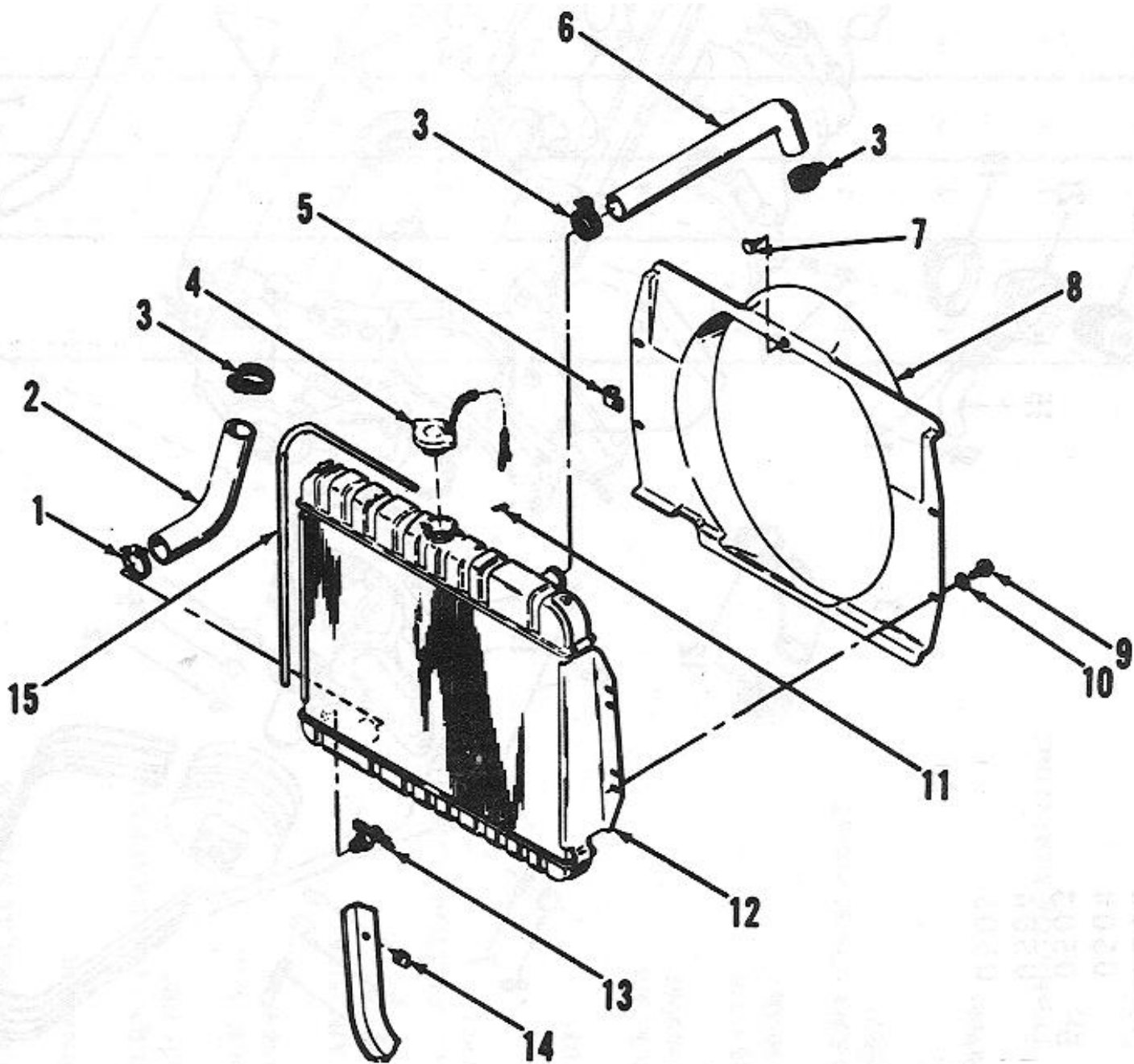


Figure 33: Radiator, Shroud and Related Parts

Page 93

(1) SMR code	(2) Federal Stock Number	(3) Description Reference Number & Mfg. Code Usable on Code	(4) Unit of meas	(5) Qty inc in unit	(6) 30-day DS maint. allowance			(7) 30-day GS maint. allowance			(8) 1-yr alw per 100 equip cntgcy	(9) Depot maint alw per 100 equip	(10) Illustration	
					(a) 1-20	(b) 21-50	(c) 51-100	(a) 1-20	(b) 21-50	(c) 51-100			(a) Figure No.	(b) Item No.
		GROUP05-COOLING SYSTEM												
		0501-RADIATOR												

PO	4730-550-8263	CLAMP, HOSE OUTLET 7965959 (19207)	EA	1	*	*	*	*	*	*			33	1
PO	2930-933-3719	HOSE ASSEMBLY, RADIATOR OUTLET 11657531 (19207)	EA	1	*	*	*	*	*	*			33	2
PO	4730-908-3193	CLAMP, HOSE, TO ATTACH RADIATORINLET HOSE MS35842-12 (96906)	EA	3	*	*	*	*	*	*			33	3
PO	2930-083-9560	CAP, RADIATOR ASSEMBLY 11640710 (19207)	EA	1	*	*	*	*	*	*			33	4
PO	5340-066-8094	CLAMP,OVERFLOW TUBE HOLDDOWN, 7x 5/16 MS21322-6 (96906)	EA	2	*	*	*	*	*	*			33	5
PO	4720-477-1800	HOSE, INLET UPPER 11657289 (19207)	EA	1	*	*	*	*	*	*			33	6
PO	5340-792-8125	BUMPER, RUBBER 11640874 (19207)	EA	1	*	*	*	*	*	*			33	7
PO	2930- 119-0662	SHROUD, RADIATOR 11657748 (19207)	EA	1	*	*	*	*	*	*			33	8
PO	5306-275-1629	BOLT, HEX HEAD, RADIATOR SHROUD 7369880-1(19207)	EA	4	*	*	*	*	*	*			33	9
PO	5310-012-0388	WASHER, 5/16, RADIATOR TO BODYSUPPORT MS27183-15 (96906)	EA	4	*	*	*	*	*	*			33	10
PO	5315-298-1481	PIN, RADIATOR CAP, CHAIN RETAINER MS24665-357 (96906)	EA	1	*	*	*	*	*	*			33	11
POR	2930-933-3548	RADIATOR ASSEMBLY AND DRAIN COCK 11657726 (19207)	EA	1	*	*	*	*	*	*			33	12
PO	4820-849-1220	COCK, DRAIN, RADIATOR MS35782-5 (96906)	EA	1	*	*	*	*	*	*			33	13

					(6) 30-day DS maint. allowance			(7) 30-day GS maint. allowance					(10) Illustration	
(1) SMR code	(2) Federal Stock Number	(3) Description Reference Number & Mfg. Code Usable on Code	(4) Unit of meas	(5) Qty inc in unit	(a) 1-20	(b) 21-50	(c) 51-100	(a) 1-20	(b) 21-50	(c) 51-100	(8) 1-yr alw per 100 equip cntgcy	(9) Depot maint alw per 100 equip	(a) Figure No.	(b) Item No.
		0501 RADIATOR Continued												
PO	5310-737-2590	NUT, SPEED J , 5/16-10 737259Q (19207)	EA	4	*	*	*	*	*	*			33	14
MO		TUBE, OVERFLOW 992343 (65909)	EA	1	*	*	*	*	*	*			33	15
		MANUFACTURE FROM:												
PO		HOSE, RUBBER, .4375 O.D., .2875I.D., 31 LG	FT	V	*	*	*	*	*	*				
		0503-THERMOSTATSAND HOUSING GASKETS												
PO	5310-880-7746	NUT, HEXAGON MS51968-5 (96906)	EA	3	*	*	*	*	*	*			34	16

PO	5310-407-9566	WASHER, TO ATTACH THERMOSTATHOUSING, SPACER AND GASKETS MS35338-45 (96906)	EA	3	*	*	*	*	*	*			34	17
PO	2930-040-2613	HOUSING,THERMOSTAT 8332060 (19207)	EA	1	*	*	*	*	*	*			34	18
PO	2930-699-9021	GASKET, THERMOSTAT HOUSING ANDSPACER 8328456(19207)	EA	2	*	*	*	*	*	*			34	19
PO	6620-933-3598	THERMOSTAT ASSEMBLY, ENGINE 11662554 (19207)	EA	1	*	*	*	*	*	*			34	20
PO	2930-198-7141	SPACER, THERMOSTAT HOUSING 11656962 (19207)	EA	1	*	*	*	*	*	*			34	21
PO	4730-250-0393	ELBOW, BY PASS TUBE 11640709 (19207)	EA	2	*	*	*	*	*	*			34	22
PO		STUD, WATER OUTLET ELBOW 11656958 (19207)	EA	3	*	*	*	*	*	*			34	23
		0504 WATERPUMP	EA											
PO	5306-225-8510	SCREW, CAP, HEX HEAD5/16-18 x 3-1/2, WATER PUMP MS907525-46 (96906)	EA	1	*	*	*	*	*	*			34	4

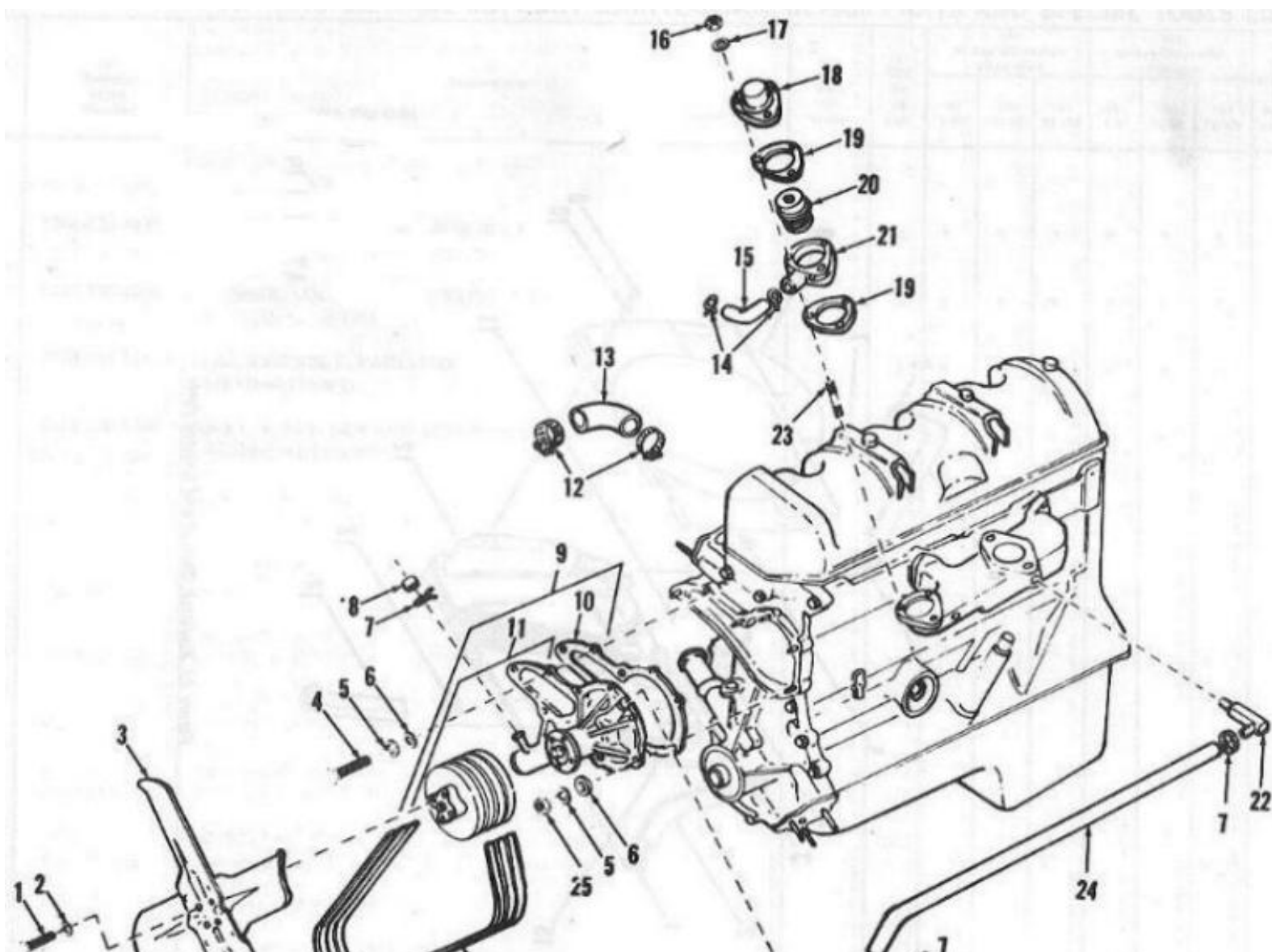




Figure34: Cooling Fan, Water Pump, Thermostat and Related Parts

Page95

(1) SMR code	(2) Federal Stock Number	(3) Description Reference Number & Mfg. Code Usable on Code	(4) Unit of meas	(5) Qty inc in unit	(6) 30-day DS maint. allowance			(7) 30-day GS maint. allowance			(8) 1-yr alw per 100 equip cntgcy	(9) Depot maint alw per 100 equip	(10) Illustration	
					(a) 1-20	(b) 21-50	(c) 51-100	(a) 1-20	(b) 21-50	(c) 51-100			(a) Figure No.	(b) Item No.
		0504 WATERPUMP Continued												
PO	5310-081-4219	WASHER, FLAT, WATER PUMP, 5/16 MS27183-12 (96906)	EA	8	*	*	*	*	*	*			34	5
PO	5310-407-9566	WASHER, LOCK, WATER PUMP, 5/16 MS35338-45 (96906)	EA	8	*	*	*	*	*	*			34	6
PO	4730-908-3194	CLAMP, WATER PUMP INLET CAP MS35842-11 (96906)	EA	1	*	*	*	*	*	*			34	7
PO	2930-453-8808	CAP, WATER PUMP INLET 11657669 (19207)	EA	1	*	*	*	*	*	*			34	8
PO	2930-933-3721	PARTS KIT, ENGINE WATER PUMP 5704426 (19207)	EA	1	*	*	*	*	*	*			34	9
PO	5330-463-0470	GASKET, WATER PUMP 11657675 (19207)	EA	1	*	*	*	*	*	*			34	10
X1		PUMP ASSEMBLY, WATER AND PULLEY 11657631 (19207)	EA	1									34	11
PO	5340-908-3193	CLAMP, WATER PUMP TO ENGINEBLOCK HOSE MS35842-12 (96906)	EA	2	*	*	*	*	*	*			34	12
PO	4720-442-5759	HOSE, WATER PUMP TO ENGINE BLOCK 11657630 (19207)	EA	1	*	*	*	*	*	*			34	13
PO	5340-463-0482	CLAMP, WATER OUTLET TO CYLINDERHEAD HOSE 432714 (24617)	EA	2	*	*	*	*	*	*			34	14
PO	4720-456-1315	HOSE, WATER OUTLET SPACER TO CYLINDER HEAD 11656959 (19207)	EA	1	*	*	*	*	*	*			34	15
PO	4730-908-3194	CLAMP, WATER PUMP TO INTAKE MANIFOLD HOSE MS35842-11 (96906)	EA	2	*	*	*	*	*	*			34	7
PO	2930-456-1314	HOSE, WATER PUMP TO INTAKE MANIFOLD 11657629 (19207)	EA	1	*	*	*	*	*	*			34	24
PO	5310-880-7746	NUT, HEX, WATER PUMP, 5/16-24 MS51968-5 (96906)	EA	7	*	*	*	*	*	*			34	25

(1) SMR code	(2) Federal Stock Number	(3) Description Reference Number & Mfg. Code Usable on Code	(4) Unit of meas	(5) Qty inc in unit	(6) 30-day DS maint. allowance			(7) 30-day GS maint. allowance			(8) 1-yr alw per 100 equip cntgcy	(9) Depot maint alw per 100 equip	(10) Illustration	
					(a)	(b)	(c)	(a)	(b)	(c)			(a) Figure No.	(b) Item No.
		0505 FANASSEMBLY												
PO	5306-225-8499	1 SCREW. CAP, HEX HEAD, 5/16-18 x MS90725-34 (96906)	EA		*	*	*	*	*	*			34	1
PO	5310-407-9566	5/16 WASHER, LOCK, FAN MOUNTING, MS35338-45 (96906)	EA		*	*	*	*	*	*			34	2
PO	2930-168-2340	FAN ASSEMBLY, RADIATOR 11657642 (19207)	EA		*	*	*	*	*	*			34	3
PO	3030-130-5209	BELT, V, SET, FAN AND ALTERNATOR MS51065-42-3(96906)	EA		*	*	*	*	*	*			34	26

GROUP 06 Electrical System

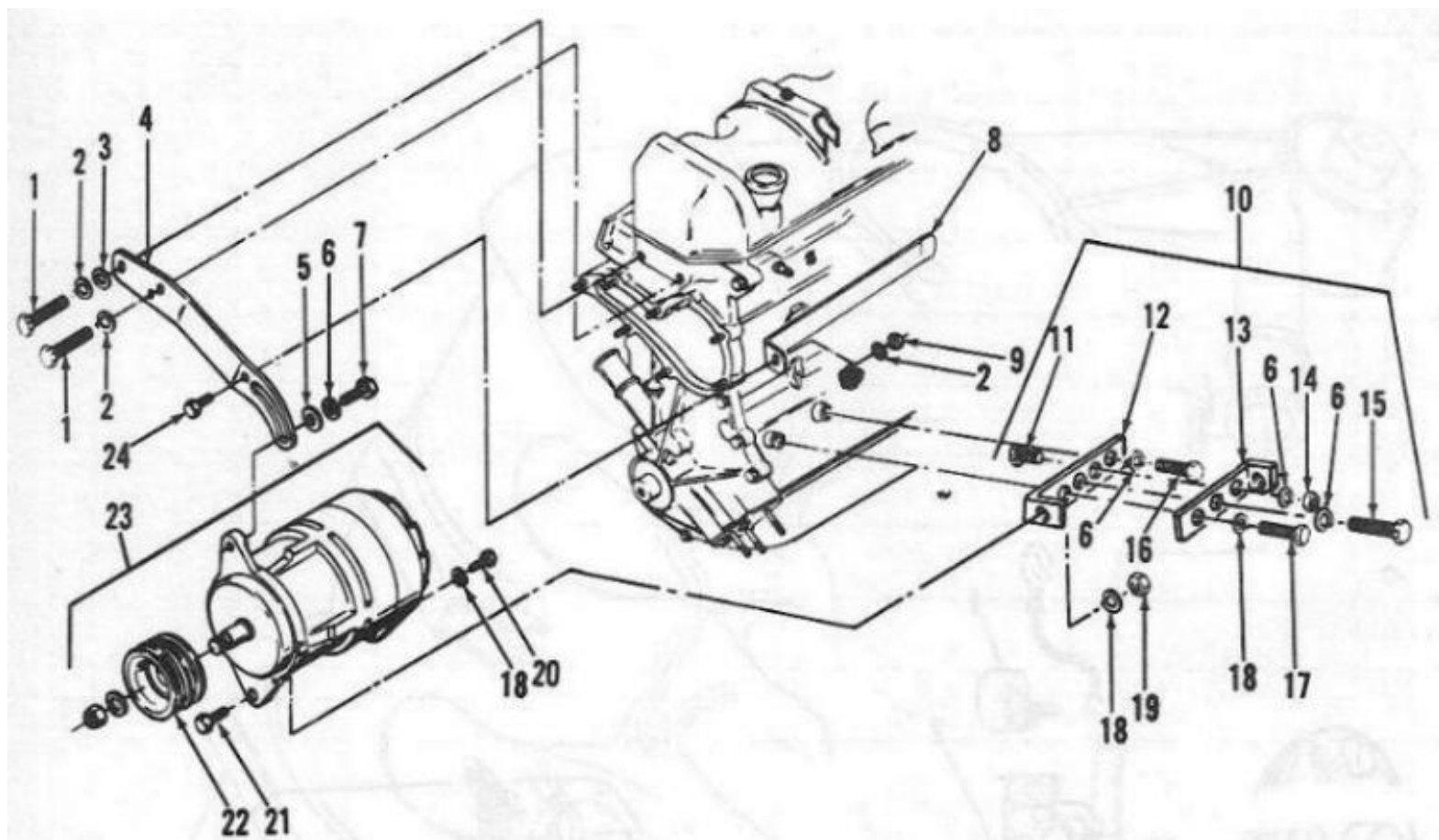


Figure 35: Alternator and Related Parts

					(6) 30-day DS maint. allowance			(7) 30-day GS maint. allowance					(10) Illustration	
(1) SMR code	(2) Federal Stock Number	(3) Description Reference Number & Mfg. Code Usable on Code	(4) Unit of meas	(5) Qty inc in unit	(a) 1-20	(b) 21-50	(c) 51-100	(a) 1-20	(b) 21-50	(c) 51-100	(8) 1-yr alw per 100 equip cntgcy	(9) Depot maint alw per 100 equip	(a) Figure No.	(b) Item No.
		GROUP 06 ELECTRICAL SYSTEM												
		0601 ALTERNATOR												
PO	5306-226-4837	SCREW, ALTERNATOR BRACKET MS90728-44 (96906)	EA	2	*	*	*	*	*	*			35	1
PO	5310-407-9566	WASHER, LOCK, 5/16 MS35338-45 (96906)	EA	3	*	*	*	*	*	*			35	2
PO	5310-081-4219	WASHER, PLAIN, 5/16 MS27183-12 (96906)	EA	1	*	*	*	*	*	*			35	3
PO	2920-247-0003	BRACKET, ALTERNATOR ADJUSTING 11657287 (19207)	EA	1	*	*	*	*	*	*			35	4
PO	5310-698-4460	WASHER 7966692 (19207)	EA	1	*	*	*	*	*	*			35	5
PO	5310-637-9541	WASHER. LOCK, 3/8 MS35338-46 (96906)	EA	4	*	*	*	*	*	*			35	6
PO	5305-018-0121	SCREW, 3/8-16 x 7/8 MS90728-59 (96906)	EA	1	*	*	*	*	*	*			35	7
X20		BRACE, ALTERNATOR SUPPORT 11657284 (19207)	EA	1	*	*	*	*	*	*			35	8
PO	5310-880-7746	NUT, 5/16-24 MS51968-5 (96906)	EA	1	*	*	*	*	*	*			35	9
PO	2590-474-5587	BRACKET, ALTERNATOR MOUNTING 11657293 (19207)	EA	1	*	*	*	*	*	*			35	10
PO	5305-269-2804	BOLT, 3/8-24 x 1-1/8 MS90726-61 (96906)	EA	1	*	*	*	*	*	*			35	11
X20		BRACKET, ALTERNATOR MOUNTING, FRONT 11657261 (19207)	EA	1	*	*	*	*	*	*			35	12
X20		BRACKET, ALTERNATOR MOUNTING, REAR 11657198 (19207)	EA	1	*	*	*	*	*	*			35	13

				(6) 30-day DS maint. allowance	(7) 30-day GS maint. allowance			(10) Illustration

(1) SMR code	(2) Federal Stock Number	(3) Description Reference Number & Mfg. Code Usable on Code	(4) Unit of meas	(5) Qty inc in unit	(a) 1-20	(b) 21-50	(c) 51-100	(a) 1-20	(b) 21-50	(c) 51-100	(8) 1-yr alw per 100 equip cntgcy	(9) Depot maint alw per 100 equip	(a) Figure No.	(b) Item No.
		0601 ALTERNATOR Continued												
PO	5310-732-0559	NUT, 3/8-24 MS51968-8(96906)	EA	1	*	*	*	*	*	*			35	14
PO	5305-269-2801	BOLT, ALTERNATOR FRONT AND REAR MOUNTING BRACKETS, 3/8-24 x 3/4 MS90726-58 (96906)	EA	1	*	*	*	*	*	*			35	15
PO	5305-825-8055	SCREW, CAP HEX HEAD, ALTERNATOR MOUNTING BRACKET ASSY., 7/16-14x 1 MS35303-85 (96906)	EA	1	*	*	*	*	*	*			35	16
PO	5305-709-8523	SCREW, CAP HEX HEAD, 7/16-14 x 1-1/4, ALTERNATOR BRACKET MS90727-87 (96906)	EA	1	*	*	*	*	*	*			35	17
PO	5310-209-0965	WASHER, LOCK , 7/16 MS3533847 (96906)	EA	4	*	*	*	*	*	*			35	18
PO	5310-297-3250	NUT, 7/16-20 MS51968-11 (96906)	EA	1	*	*	*	*	*	*			35	19
PO	5305-710-4190	SCREW, CAP, HEX HEAD, ALTERNATOR, 7/16-20 x 1 MS90726-85 (96906)	EA	1	*	*	*	*	*	*			35	20
PO	5305-710-4194	SCREW, 7/16-20 x 1-1/2 MS90726-89 (96906)	EA	1	*	*	*	*	*	*			35	21
PO	2920-917-0729	PULLEY, ALTERNATOR 11657271 (19207)	EA	1	*	*	*	*	*	*			35	22
POR	2920-909-2483	ALTERNATOR. RECTIFIED AC, 60 AMP 10929868 (19207)	EA	1	*	*	*	*	*	*			35	23
PO	5306-225-9088	SCREW, CAP, HEX HEAD ALTERNATOR SUPPORT BRACE MS90726-33 (96906)	EA	1	*	*	*	*	*	*			35	24
		0603 STARTING MOTOR												
X20		PLATE, STARTER SWITCH 11657749 (19207)	EA	1	*	*	*	*	*	*			36	1
PO	5305-543-2335	SCREW AND LOCK WASHER, PLATE MOUNTING 188749 (24617)	EA	4	*	*	*	*	*	*			36	2

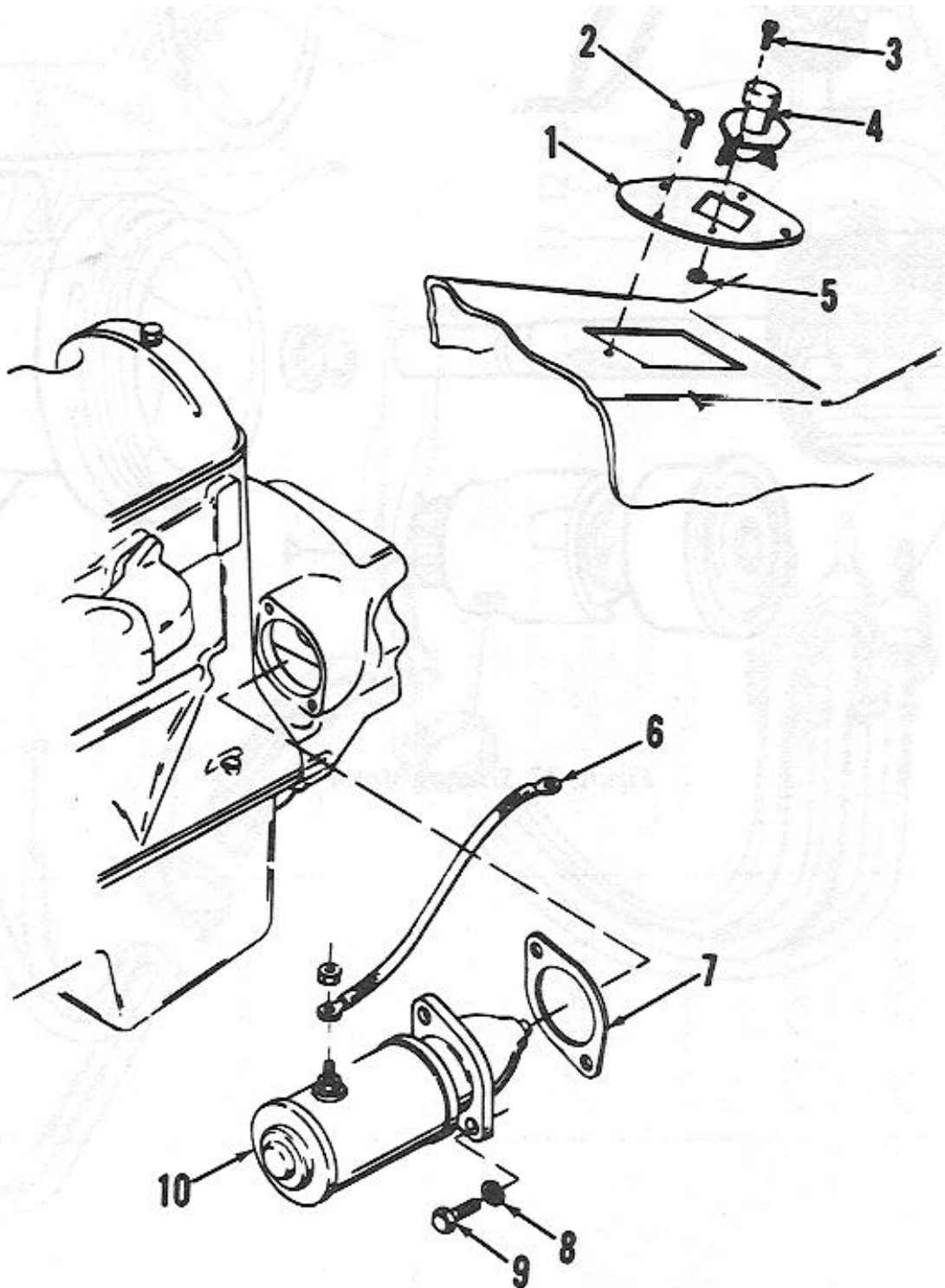


Figure 36: Starting Motor and Switch

Page 101

				(6) 30-day DS maint. allowance	(7) 30-day GS maint. allowance			(10) Illustration
--	--	--	--	---	---	--	--	----------------------

(1) SMR code	(2) Federal Stock Number	(3) Description Reference Number & Mfg. Code Usable on Code	(4) Unit of meas	(5) Qty inc in unit	(a) 1-20	(b) 21-50	(c) 51-100	(a) 1-20	(b) 21-50	(c) 51-100	(8) 1-yr alw per 100 equip cntgcy	(9) Depot maint alw per 100 equip	(a) Figure No.	(b) Item No.
		0603-STARTING MOTOR - Continued												
PO	5305-068-0501	BOLT, SWITCH MOUNTING, 1/4-20 x 5/8 MS90725-5 (96906)	EA	2	*	*	*	*	*	*			36	3
PO	2920-168-2339	SWITCH PUSH STARTER 11657929 (19207)	EA	1	*	*	*	*	*	*			36	4
PO		NUT, 1/4-20 8328462 (19207)	EA	2	*	*	*	*	*	*			36	5
PO	2920-457-6673	CABLE STARTER SWITCH TO STARTER 11657802-4 (19207)	EA	1	*	*	*	*	*	*			36	6
PO	2920-927-3329	GASKET, STARTER TO F/W HOUSING 11657533 (19207)	EA	1	*	*	*	*	*	*			36	7
PO	5310-584-5272	LOCK WASHER. STARTER MOUNTING, 1/2 120384 (24617)	EA	2	*	*	*	*	*	*			36	8
PO	5305-071-1767	BOLT, STARTER MOUNTING, 1/2-13 x 1-1/8 MS90725-110(96906)	EA	2	*	*	*	*	*	*			36	9
PF	2920-927-3328	KIT, STARTER, PACKING & THRUST WASHER 5704396 (19207)	EA	1	*	*	*	*	*	*				
		COMPOSED OF:												
X1		1-WASHER MAK-61A (19728)												
X1		1-WASHER MU-54 (19728)												
POR	2920-933-3727	STARTER ASSEMBLY 11640749 (19207)	EA	1	*	*	*	*	*	*			36	10
PF	2920-659-6916	SPRING, BRUSH SET MZ-19CS (19728)	EA	1	*	*	*	*	*	*			37	1
X2F	2920-927-3326	PLATE ASSEMBLY, BRUSH 945718 (65909)	EA	1	*	*	*	*	*	*			37	2

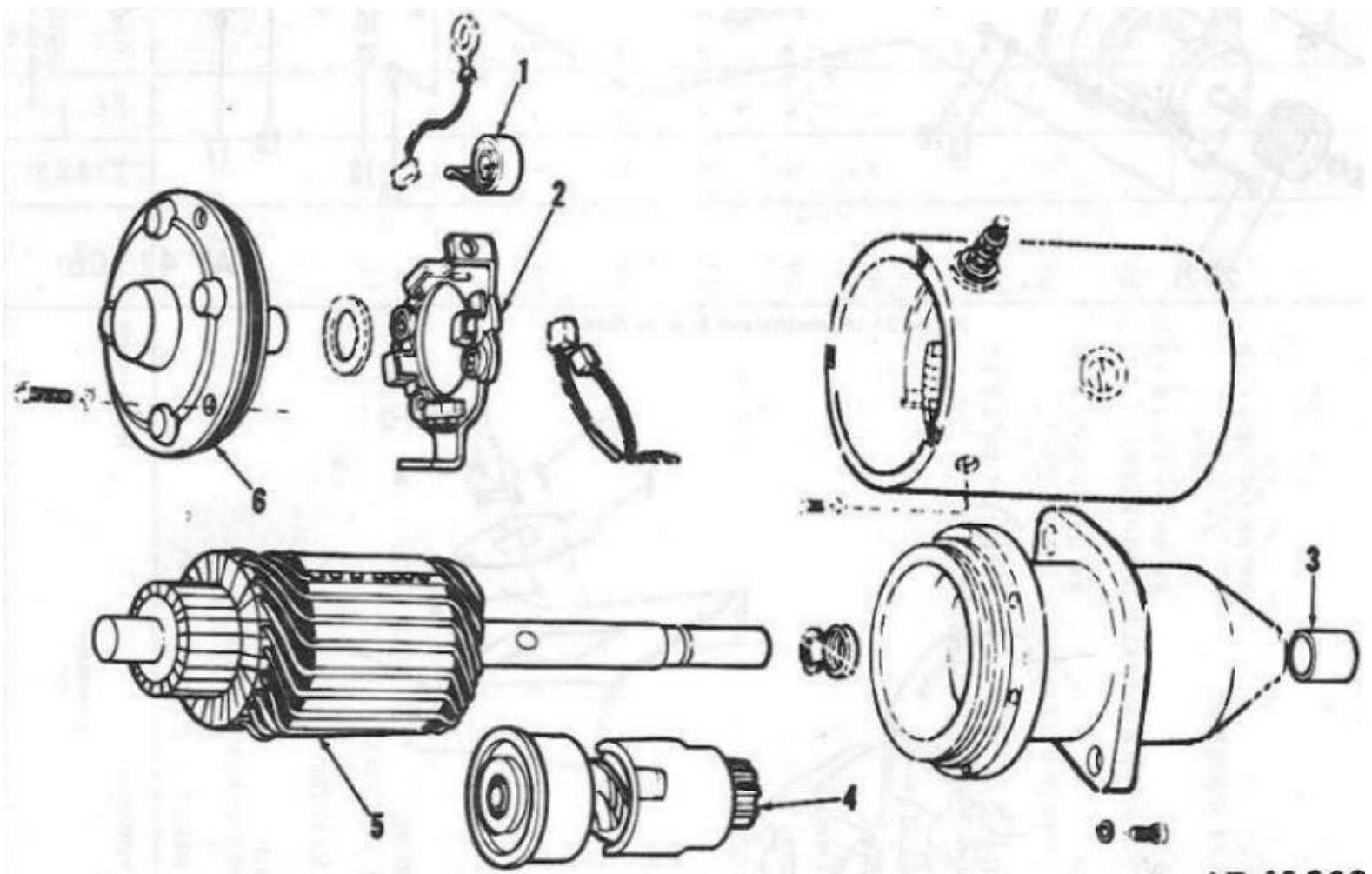


Figure 37: Starting Motor

Page 102

(1) SMR code	(2) Federal Stock Number	(3) Description Reference Number & Mfg. Code Usable on Code	(4) Unit of meas	(5) Qty inc in unit	(6) 30-day DS maint. allowance			(7) 30-day GS maint. allowance			(8) 1-yr alw per 100 equip cntgcy	(9) Depot maint alw per 100 equip	(10) Illustration	
					(a) 1-20	(b) 21-50	(c) 51-100	(a) 1-20	(b) 21-50	(c) 51-100			(a) Figure No.	(b) Item No.
		0603-STARTING MOTOR -Continued												
		STARTER ASSEMBLY Continued												
PF	2920-622-3786	BEARING, SLEEVE, PINION HOUSING 10863031 (19207)	EA		*	*	*	*	*	*			37	3
PF	2920-933-3590	DRIVE, ENGINE ELECTRIC STARTER, STARTER MOTOR 11640751 (19207)	EA		*	*	*	*	*	*			37	4
PF	2920-933-3576	ARMATURE, STARTER 11640750 (19207)	EA		*	*	*	*	*	*			37	5
PF	2920-933-7473	HEAD ASSEMBLY, W/BEARING COMPUTER END 11662688 (19207)	EA		*	*	*	*	*	*			37	6
PF	2920-927-3327	KIT, STARTER 5704395 (19207)	EA		*	*	*	*	*	*				

		COMPOSED OF:																	
X1		1-SNAP RING, STARTER PINION MCL-127 (19728)																	
X1		1-RETAINER, PINION MCL-129A (19728)																	
X1		1-WASHER, STARTER PINION MCL-132A (19728)																	
PF	2920-927-3271	KIT, BRUSH SET 5704397 (19207)	EA	*	*	*	*	*	*										
		COMPOSED OF:																	
X1		1-BRUSH SET MDL-50C (19728)																	
X1		1-BRUSH SET, GROUNDED MDL-1063CS (19728)																	
		0605 IGNITION COMPONENTS																	
PO	2920-247-0013	LEAD, ELECTRICAL, NO.6 CYLINDER 11641027-6 (19207)	EA	*	*	*	*	*	*								38	1	

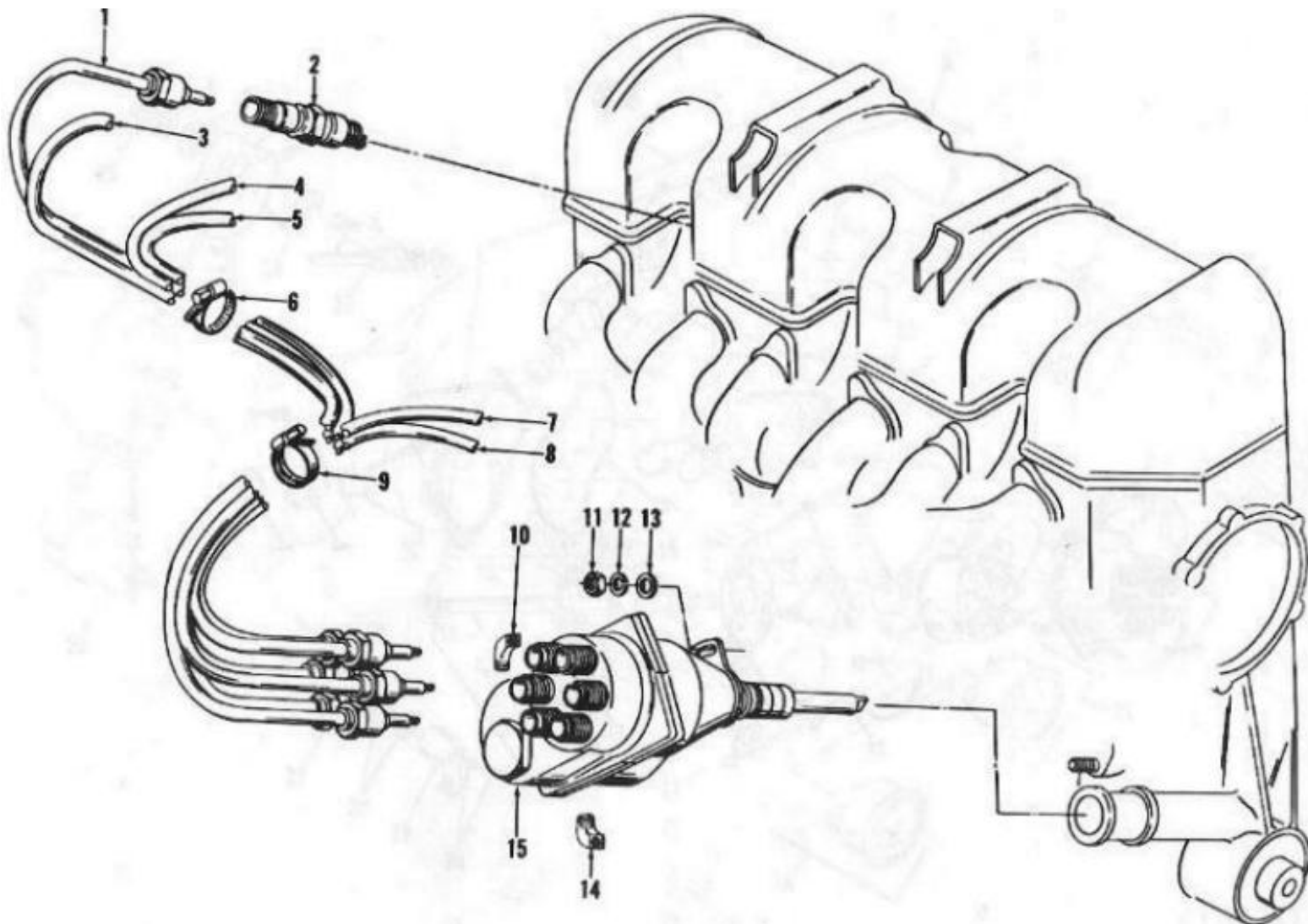
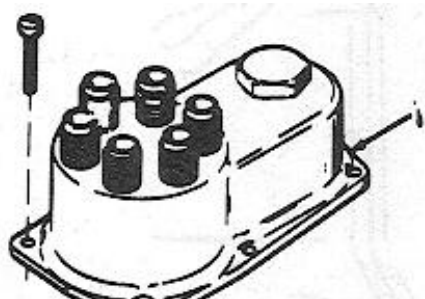


Figure 38: Ignitor, Spark Plugs and Leads

(1) SMR code	(2) Federal Stock Number	(3) Description Reference Number & Mfg. Code Usable on Code	(4) Unit of meas	(5) Qty inc in unit	(6) 30-day DS maint. allowance			(7) 30-day GS maint. allowance			(8) 1-yr alw per 100 equip cntgcy	(9) Depot maint alw per 100 equip	(10) Illustration	
					(a) 1-20	(b) 21-50	(c) 51-100	(a) 1-20	(b) 21-50	(c) 51-100			(a) Figure No.	(b) Item No.
		0605 IGNITION COMPONENTS Continued												
PO	2920-134-7643	SPARK PLUG MS35909-5 (96906)	EA	6	*	*	*	*	*	*			38	2
PO	2920-929-8321	LEAD, ELECTRICAL NO.5 CYLINDER 11641027-5 (19207)	EA	1	*	*	*	*	*	*			38	3
PO	2920-927-3296	LEAD, ELECTRICAL. NO. 4 CYLINDER 11641027-4 (19207)	EA	1	*	*	*	*	*	*			38	4
PO	2920-247-0012	LEAD, ELECTRICAL NO. 3 CYLINDER 11641027-3 (19207)	EA	1	*	*	*	*	*	*			38	5
PO	4730-908-3193	CLAMP, SPARK PLUG LEAD, 6 WIRE MS35842-12 (96906)	EA	1	*	*	*	*	*	*			38	6
PO	2920-929-8322	LEAD. ELECTRICAL NO. 2 CYLINDER 11641027-2 (19207)	EA	1	*	*	*	*	*	*			38	7
PO	2920-247-0014	LEAD, ELECTRICAL NO. 1 CYLINDER 11641027-1 (19207)	EA	1	*	*	*	*	*	*			38	8
PO	4730-908-3194	CLAMP, SPARK PLUG LEAD, 4 WIRE MS35842-11 (96906)	EA	1	*	*	*	*	*	*			38	9
PO	4730-277-8273	ELBOW, INLET VENT 137421 (24617)	EA	1	*	*	*	*	*	*			38	10
PO	5310-880-7746	NUT, PLAIN, HEXAGON, IGNITOR MS51968-5 (96906)	EA	1	*	*	*	*	*	*			38	11
PO	5310-407-9566	WASHER, LOCK, IGNITOR MS35338-45 (96906)	EA	1	*	*	*	*	*	*			38	12
PO	5310-081-4219	WASHER, FLAT, IGNITOR MS27183-12 (96906)	EA	1	*	*	*	*	*	*			38	13
PO		ELBOW, OUTLET VENT 137420 (24617)	EA	1	*	*	*	*	*	*			38	14
POR	2920-927-3279	IGNITOR ASSEMBLY 11640806 (19207)	EA	1	*	*	*	*	*	*			38	15



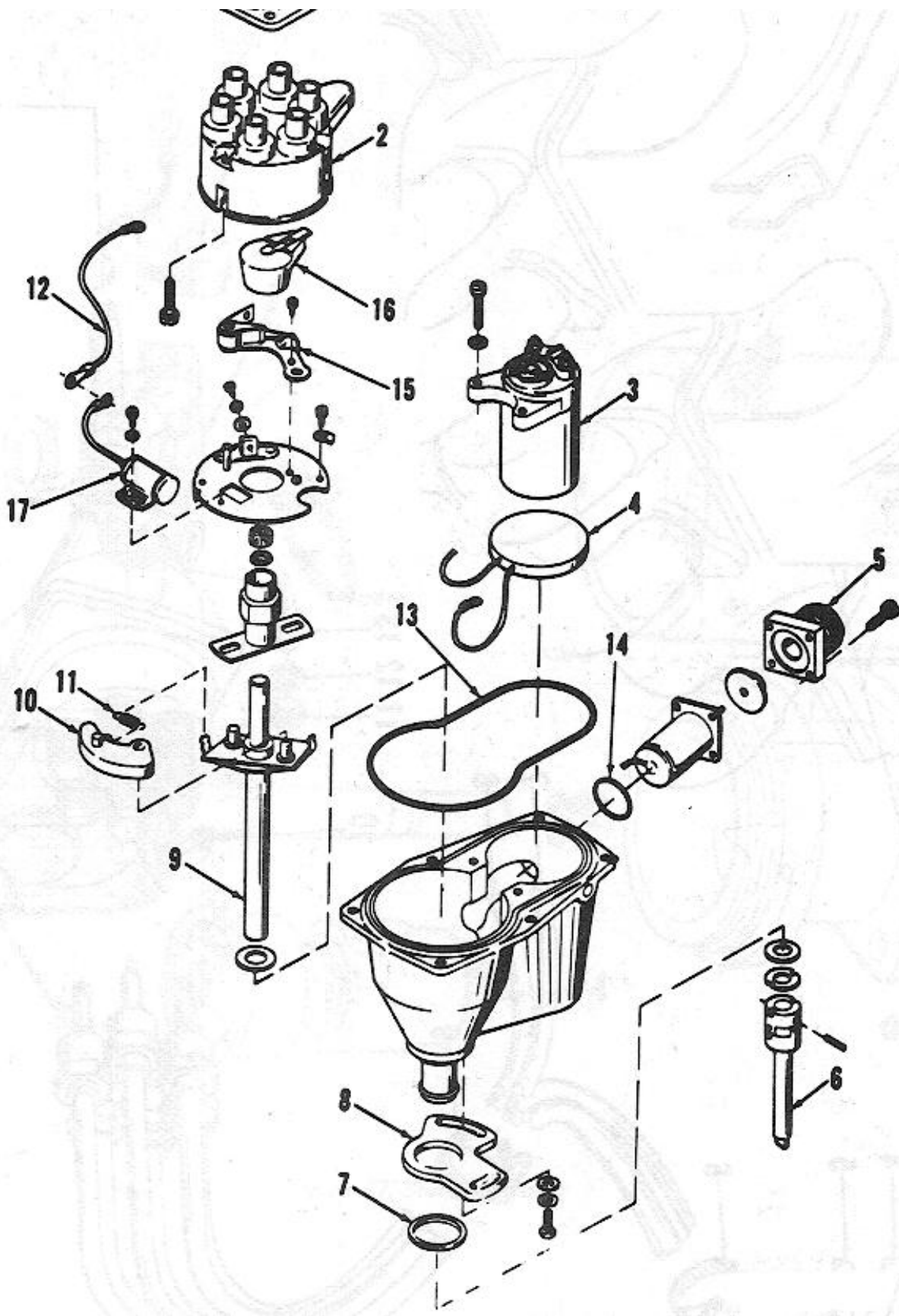


Figure 39: Ignitor Assembly

Page 104

(6)
30-day DS
maint.
allowance

(7)
30-day GS
maint.
allowance

(10)
Illustration

(1) SMR code	(2) Federal Stock Number	(3) Description Reference Number & Mfg. Code Usable on Code	(4) Unit of meas	(5) Qty inc in unit	(a) 1-20	(b) 21-50	(c) 51-100	(a) 1-20	(b) 21-50	(c) 51-100	(8) 1-yr alw per 100 equip cntgcy	(9) Depot maint alw per 100 equip	(a) Figure No.	(b) Item No.
		0605- IGNITION COMPONENTS -Continued												
		IGNITOR ASSEMBLY Continued												
PO	2920-933-3577	COVER, DISTRIBUTOR CAP 7374883 (19207)	EA	1	*	*	*	*	*	*			39	1
PO	2920-737-4880	CAP ASSEMBLY, DISTRIBUTOR 7374880 (19207)	EA	1	*	*	*	*	*	*			39	2
PO	2920-933-3728	COIL, IGNITION 8712400 (19207)	EA	1	*	*	*	*	*	*			39	3
PO	2920-928-6138	BALLAST, IGNITOR 8712401 (19207)	EA	1	*	*	*	*	*	*			39	4
X20		RECEPTACLE IGNITOR IBF9 (19728)	EA	1	*	*	*	*	*	*			39	5
PF	2920-928-6137	SHAFT, EXTENSION IAT2105S (19728)	EA	1	*	*	*	*	*	*			39	6
PF		GASKET, ADVANCE ARM IAU15A (19728)	EA	1	*	*	*	*	*	*			39	7
X2F		ARM, ADVANCE IAU 103 (19728)	EA	1	*	*	*	*	*	*			39	8
PF	2920-928-6139	DRIVE SHAFT, IGNITOR IAT1117(19728)	EA	1	*	*	*	*	*	*			39	9
X2F		WEIGHT SET, IGNITOR IGC2168LS (19728)	EA	1	*	*	*	*	*	*			39	10
X2F		SPRING SET, IGNITOR WEIGHT 1GS228S (19728)	EA	1	*	*	*	*	*	*			39	11
PO	2420-279-7377	LEAD, PRIMARY 118730 (24617)	EA	1	*	*	*	*	*	*			39	12
PO	2920-933-3591	REPAIR KIT, IGNITOR 5704414 (19207)	EA	1	*	*	*	*	*	*				
		COMPOSED OF:												
X1		1-PACKING, PREFORMED COVER 11640748(19207)											39	13

					(6) 30-day DS maint. allowance			(7) 30-day GS maint. allowance					(10) Illustration	
(1) SMR code	(2) Federal Stock Number	(3) Description Reference Number & Mfg. Code Usable on Code	(4) Unit of meas	(5) Qty inc in unit	(a) 1-20	(b) 21-50	(c) 51-100	(a) 1-20	(b) 21-50	(c) 51-100	(8) 1-yr alw per 100 equip cntgcy	(9) Depot maint alw per 100 equip	(a) Figure No.	(b) Item No.
		0605-IGNITION COMPONENTS-Continued												
		REPAIR KIT, IGNITOR-Continued												
X1		1-PACKING, PREFORMED, RECEPTACLE XA744AA (19728)			*	*	*	*	*	*			39	14

PO	2920-358-7498	I-CONTACT SET IGS2224LB (19728)			*	*	*	*	*	*			39	15
PO	2920-640-7230	I-ROTOR, IGNITOR IAUI066 (19728)			*	*	*	*	*	*			39	16
PO	5910-667-5076	I-CONDENSER PACKAGE IAT3076DS (19728)			*	*	*	*	*	*			39	17
PO	2920-443-4834	TUBE, IGNITOR VENT 11657286 (19207)	EA	1	*	*	*	*	*	*			20	2
		0607-INSTRUMENT PANEL WASHER, LOCK, HARNESS MOUNTING 418123 (57733)	EA	1	*	*	*	*	*	*			40	1
PO	5310-616-8272	WASHER, HARNESS MOUNTING, OUTER 7526593 (19207)	EA	1	*	*	*	*	*	*			40	2
X20	2590-247-0016	HARNESS, WIRING INSTRUMENT CLUSTER 8376501 (19207)	EA	1	*	*	*	*	*	*			40	3
PO	2510-657-9746	FASTENER, CLUSTER TO INSTRUMENT PANEL 7533778 (19207)	EA	4	*	*	*	*	*	*			40	4
X20		PANEL, INSTRUMENT ASSEMBLY MS51399-2 (96906)	EA	1	*	*	*	*	*	*			40	5
PO	6685-936-2139	INDICATOR, TEMPERATURE MS24543-2 (96906)	EA	1	*	*	*	*	*	*			40	6
PO	5310-752-6591	NUT, PUSH ON, INSTRUMENT PANEL MOUNTING 7526591 (19207)	EA	4	*	*	*	*	*	*			40	7
PO	5325-757-1963	STUD, INSTRUMENT CLUSTER MOUNTING PLATE 7526590 (19207)	EA	4	*	*	*	*	*	*			40	8

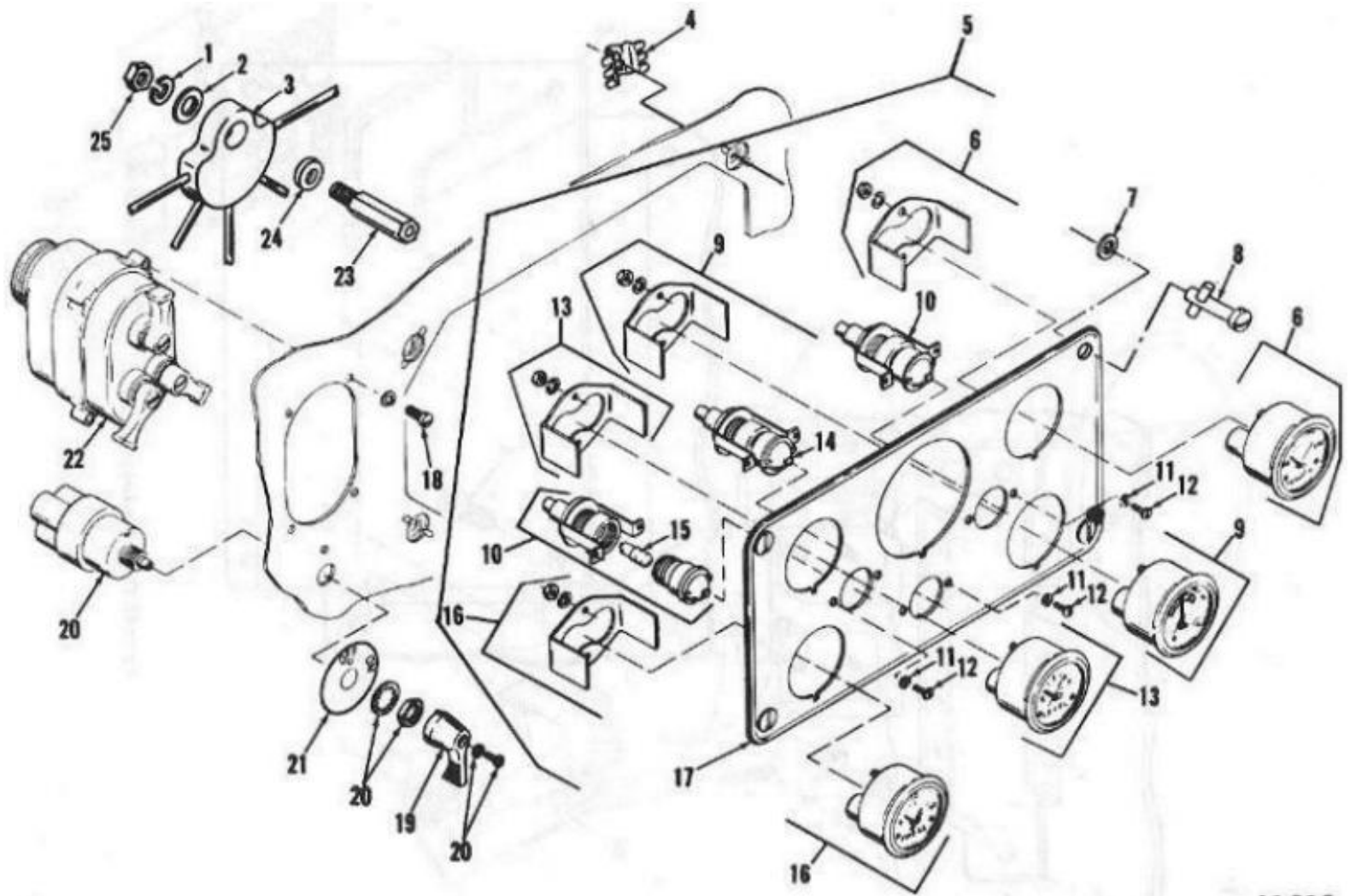


Figure 40: Instrument Cluster, Light Switch, and Ignition Switch

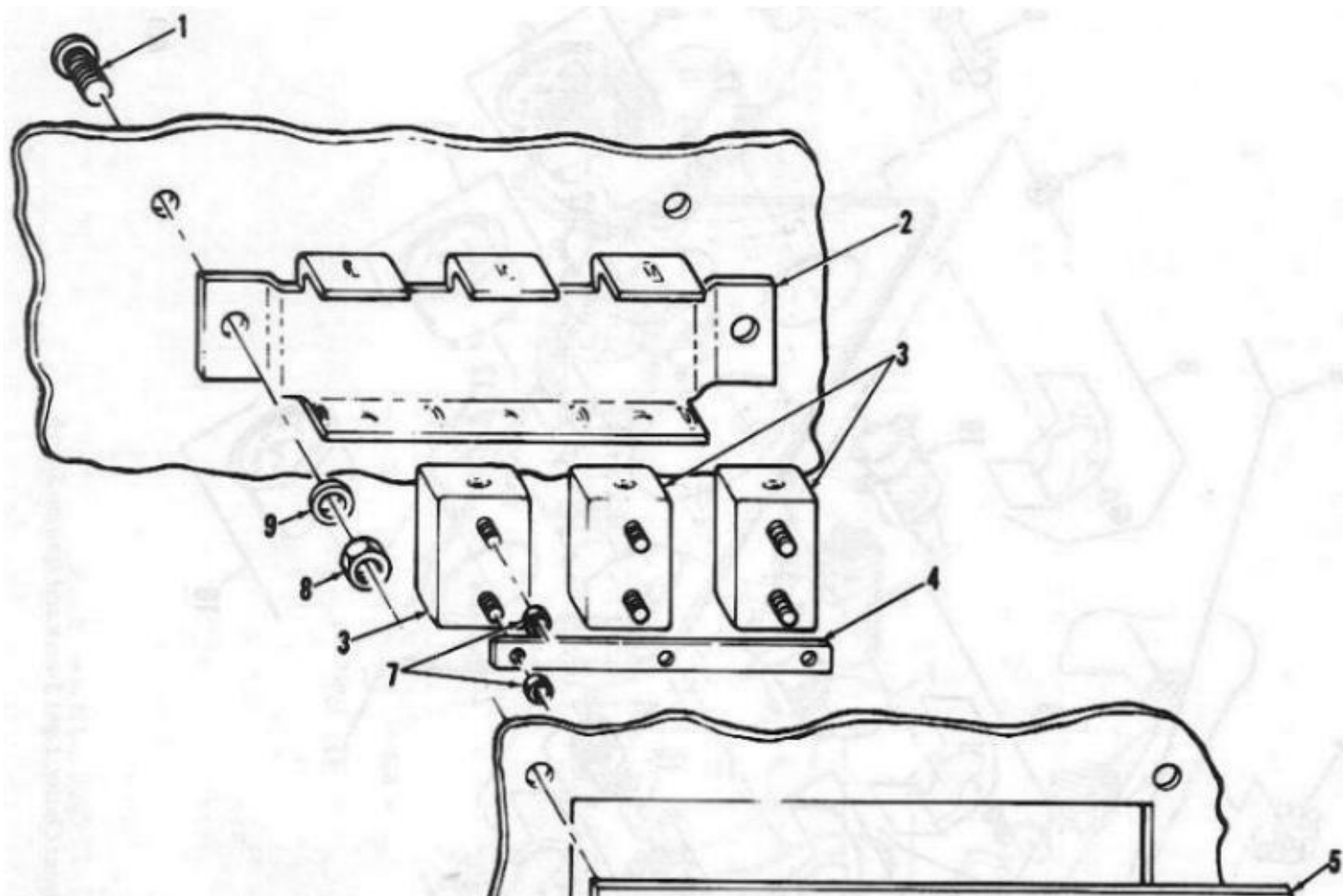
Page 106

(1) SMR code	(2) Federal Stock Number	(3) Description Reference Number & Mfg. Code Usable on Code	(4) Unit of meas	(5) Qty inc in unit	(6) 30-day DS maint. allowance			(7) 30-day GS maint. allowance			(8) 1-yr alw per 100 equip cntgcy	(9) Depot maint alw per 100 equip	(10) Illustration	
					(a) 1-20	(b) 21-50	(c) 51-100	(a) 1-20	(b) 21-50	(c) 51-100			(a) Figure No.	(b) Item No.
		0607 INSTRUMENT PANEL Continued												
PO	6625-321-6365	INDICATOR, WITH CLAMP, BATTERY GENERATOR MS24532-2 (96906)	EA	1	*	*	*	*	*	*			40	9
PO	6210-699-9458	LAMP, PANEL ASSEMBLY 8376500 (19207)	EA	2	*	*	*	*	*	*			40	10
PO	5310-013-8530	WASHER, LOCK, PANEL LIGHTS MOUNTING MS35338-38 (96906)	EA	6	*	*	*	*	*	*			40	11
PO	5310-550-1130	SCREW, MACHINE, PANEL LIGHTS MOUNTING MS35223-41 (96906)	EA	6	*	*	*	*	*	*			40	12

PO	6680-933-3600	INDICATOR, WITH CLAMP, LIQUID QUANTITY MS24544-2 (96906)	EA	1	*	*	*	*	*	*			40	13
PO	6210-699-9457	LAMP, HI-BEAM, INDICATOR ASSEMBLY 8376499 (19207)	EA	1	*	*	*	*	*	*			40	14
PO	6240-266-9940	LAMP, INCANDESCENT, INSTRUMENT CLUSTER PANEL, (24 VOLT) 454732(24617)	EA	3	*	*	*	*	*	*			40	15
PO	6620-938-8212	INDICATOR, OIL PRESSURE MS24541-2 (96906)	EA	1	*	*	*	*	*	*			40	16
X20		PLATE, INSTRUMENT PANEL 119956-N (00000)	EA	1	*	*	*	*	*	*			40	17
PO	5305-285-5295	SCREW, LIGHT SWITCH MOUNTING 454787 (24617)	EA	4	*	*	*	*	*	*			40	18
X20		LEVER, IGNITION SWITCH WITH WASHER 5381088(19207)	EA	1	*	*	*	*	*	*			40	19
PO	5930-699-9438	SWITCH, IGNITION MS39060-2 (96906)	EA	1	*	*	*	*	*	*			40	20
PO	2590-741-2641	PLATE, IGNITION SWITCH 7368523 (19207)	EA	1	*	*	*	*	*	*			40	21

					(6) 30-day DS maint. allowance			(7) 30-day GS maint. allowance					(10) Illustration	
(1) SMR code	(2) Federal Stock Number	(3) Description Reference Number & Mfg. Code Usable on Code	(4) Unit of meas	(5) Qty inc in unit	(a) 1-20	(b) 21-50	(c) 51-100	(a) 1-20	(b) 21-50	(c) 51-100	(8) 1-yr alw per 100 equip cntgcy	(9) Depot maint alw per 100 equip	(a) Figure No.	(b) Item No.
		0607 INSTRUMENT PANEL Continued												
PO	5930-307-8856	SWITCH. ASSEMBLY LIGHT MS51113-1 (96906)	EA	1	*	*	*	*	*	*			40	22
PO	5307-752-6594	STUD, CLUSTER HARNESS MOUNTING 7526594 (19207)	EA	1	*	*	*	*	*	*			40	23
PO	5310-619-5529	WASHER, HARNESS MOUNTING. INNER 7526592 (19207)	EA	1	*	*	*	*	*	*			40	24
PO	5310-934-9758	NUT, PLAIN, HEX, INSTRUMENT PANEL HARNESS MS35649-202 (96906)	EA	1	*	*	*	*	*	*			40	25
		0608-- MISCELLANEOUS ITEMS												
PO	5305-984-6210	SCREW, CIRCUIT BREAKER BRACKET MS35206-263 (96906) CA	EA	2	*	*	*	*	*	*			41	1

X20		BRACKET, CIRCUIT BREAKER 11662741 (19207) CA	EA	1	*	*	*	*	*	*			41	2
PO	5925-466-1635	CIRCUIT BREAKER, MAIN 308132 (58464) CA	EA	3	*	*	*	*	*	*			41	3
X20		BUSS BAR, CIRCUIT BREAKER 11662742 (19207) CA	EA	1	*	*	*	*	*	*			41	4
X20		PLATE , COVER CIRCUIT BREAKER 380804 (58464) CA	EA	1	*	*	*	*	*	*			41	5
PO	5305-879-7941	SCREW, COVER PLATE MS24617-31 (96906) CA	EA	4	*	*	*	*	*	*			41	6
PO	5310-298-9261	NUT,CIRCUIT BREAKER 120614(24617) CA	EA	6	*	*	*	*	*	*			41	7
PO	5310-934-9758	NUT, CIRCUIT BREAKER BRACKET MS35649-202 (96906) CA	EA	2	*	*	*	*	*	*			41	8
PO	5310-013-1052	LOCKWASHER, CIRCUIT BREAKER BRACKET MS35338-43 (96906) CA	EA	2	*	*	*	*	*	*			41	9



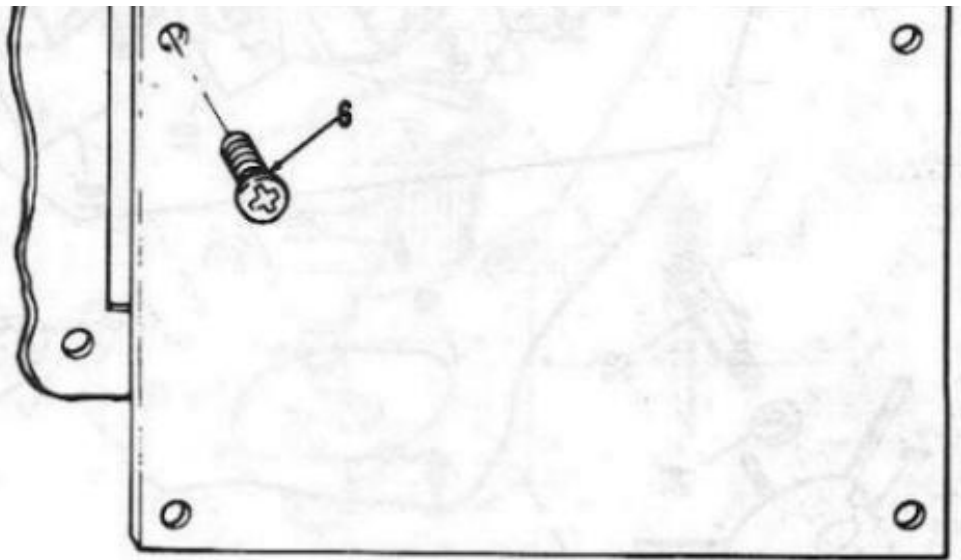


Figure 41: Circuit Breakers (Ambulance)

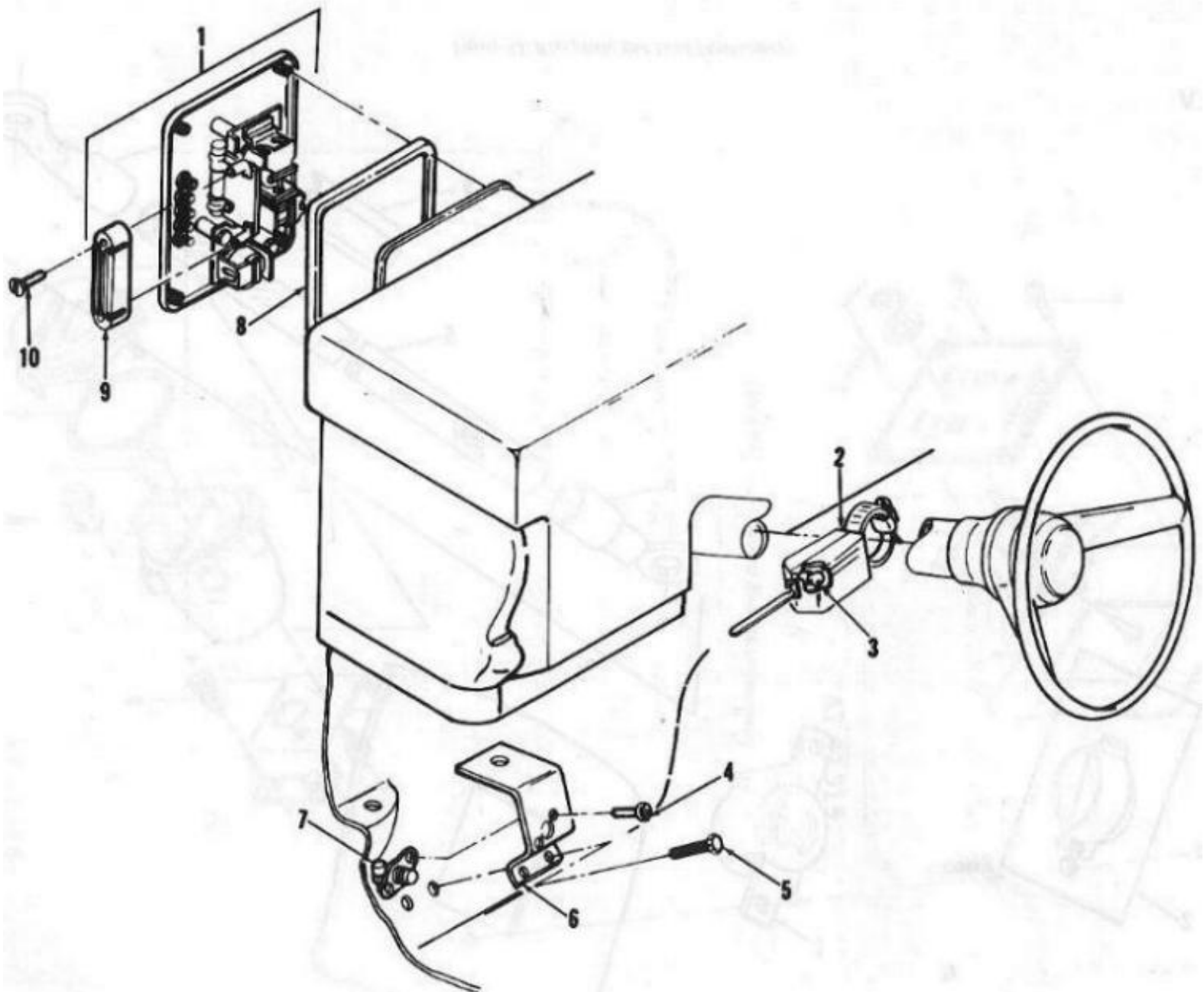


Figure 42: Directional Signal and Dimmer Switch

Page 108

(1) SMR code	(2) Federal Stock Number	(3) Description Reference Number & Mfg. Code Usable on Code	(4) Unit of meas	(5) Qty inc in unit	(6) 30-day DS maint. allowance			(7) 30-day GS maint. allowance			(8) 1-yr alw per 100 equip cntgcy	(9) Depot maint alw per 100 equip	(10) Illustration	
					(a) 1-20	(b) 21-50	(c) 51-100	(a) 1-20	(b) 21-50	(c) 51-100			(a) Figure No.	(b) Item No.
		0608 MISCELLANEOUS ITEMS Continued												
PO		RELAY, DIRECTIONAL SIGNAL SWITCH 10944542 (19207)	EA	1	*	*	*	*	*	*			42	1
PO	5930-928-6163	SWITCH, DIRECTIONAL SIGNAL MS53051 (96906)	EA	1	*	*	*	*	*	*			42	2
PO	6240-155-8714	LAMP, INCANDESCENT, TURN SIGNAL INDICATOR MS25231-31 (96906)	EA	2	*	*	*	*	*	*			42	3
PO	5305-285-5278	SCREW AND LOCK WASHER 454789 (24617)	EA	2	*	*	*	*	*	*			42	4
PO		SCREW AND LOCK WASHER, DIMMER SWITCH BRACKET 451953 (24617)	EA	3	*	*	*	*	*	*			42	5
X20		BRACKET, DIMMER SWITCH 11657848 (19207)	EA	1	*	*	*	*	*	*			42	6
PO	2590-801-2355	SWITCH, FOOT DIMMER MS53000-1 (96906)	EA	1	*	*	*	*	*	*			42	7
PO	2590-953-2177	SEAL, RUBBER DISTRIBUTOR BOX 8683543 (19207)	EA	1	*	*	*	*	*	*			42	8
PO	2590-050-8821	FLASHER, TURN INDICATOR 7050005 (19207)	EA	1	*	*	*	*	*	*			42	9
PO	5310-696-5172	SCREW AND LOCK WASHER 8328424 (19207)	EA	2	*	*	*	*	*	*			42	10
PO		RECEPTACLE. POWER OUTLET 8402359 (19207) CA	EA	1	*	*	*	*	*	*			43	1
X20		PLATE, COVER POWER OUTLET 11662679(19207) CA	EA	1	*	*	*	*	*	*			43	2
PO	5305-883-0628	SCREW, MACHINE, RECEPTACLE MS24617-21 (96906) CA	EA	2	*	*	*	*	*	*			43	3
MFO		WIRE ASSEMBLY RECEPTACLE, GROUND 11657990-1 (19207) CA	EA	1									43	7

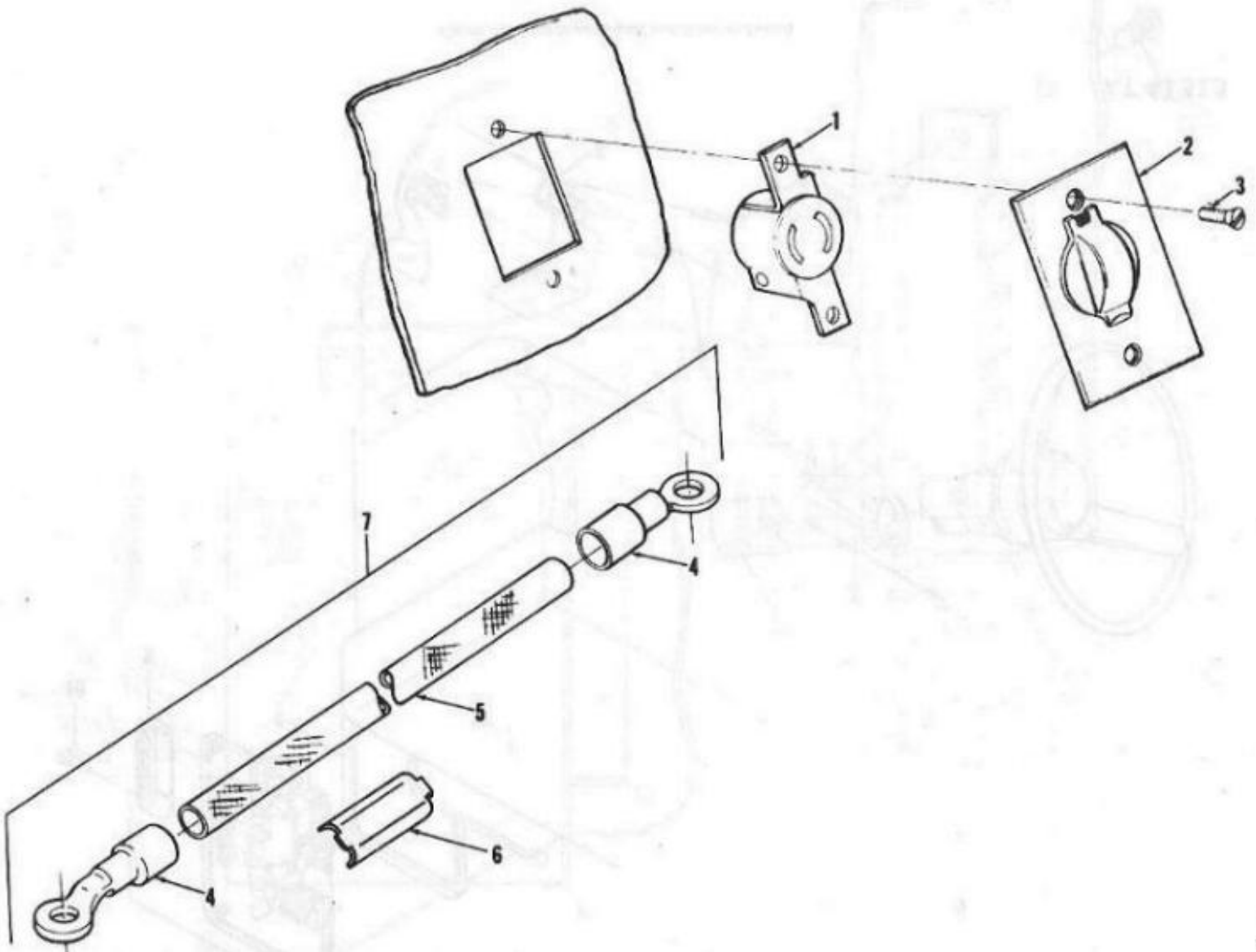


Figure 43: Receptacle and Lead (Ambulance)

Page 109

(1) SMR code	(2) Federal Stock Number	(3) Description Reference Number & Mfg. Code Usable on Code	(4) Unit of meas	(5) Qty inc in unit	(6) 30-day DS maint. allowance			(7) 30-day GS maint. allowance			(8) 1-yr alw per 100 equip cntgcy	(9) Depot maint alw per 100 equip	(10) Illustration	
					(a) 1-20	(b) 21-50	(c) 51-100	(a) 1-20	(b) 21-50	(c) 51-100			(a) Figure No.	(b) Item No.
		0608 MISCELLANEOUS ITEMS-Continued												
		WIRE ASSEMBLY RECEPTACLE, GROUND-Continued												
		MANUFACTURE FROM												
PO	5940-143-4780	TERMINAL MS25036-108 (96906)	EA	2	*	*	*	*	*	*			43	4

PF	6145-560-5481	CABLE, 10 IN. LG MIL-C-13486/ 1-5 (81349)	FT	V	*	*	*	*	*	*			43	5
PO	9905-752-4649	MARKER MS39020-1 (96906)	EA	2	*	*	*	*	*	*			43	6
MFO		WIRE RECEPTACLE FEED 11657990-2(19207) CA	EA	1									43	7
		MANUFACTURE FROM:												
PF	5940-143-4780	TERMINAL MS25036-108 (96906)	EA	2	*	*	*	*	*	*			43	4
PF	6145-560-5481	CABLE, 49 IN. LG MIL-C-13486/1-5 (81349)	FT	V	*	*	*	*	*	*			43	5
PF	9905-752-4649	MARKER MS39020-1 (96906)	EA	2	*	*	*	*	*	*			43	6
PO	5305-883-0628	SCREW, MACHINE MS24617-21 (96906)	EA	4	*	*	*	*	*	*			44	1
X20		BUSS BAR, BLOWER SWITCHES 11658185 (19207) CA	EA	1	*	*	*	*	*	*			44	2
PO	5930-655-1514	SWITCH MS35058-22 (96906)	EA	2	*	*	*	*	*	*			44	3
PO	9905-405-0225	PLATE, EXHAUST BLOWER SWITCH INSTRUMENT 11658573 (19207) CA	EA	1	*	*	*	*	*	*			44	4
PO	5930-755-0761	SWITCH, STOPLIGHT MS75063-1 (96906)	EA	1	*	*	*	*	*	*			53	6
		0609-LIGHTS -												
PO	6220-500-0437	LAMP ASSEMBLY, BLACKOUT PARKING AND SIGNAL, FRONT MS53047-1 (96906)	EA	2	*	*	*	*	*	*			45	1

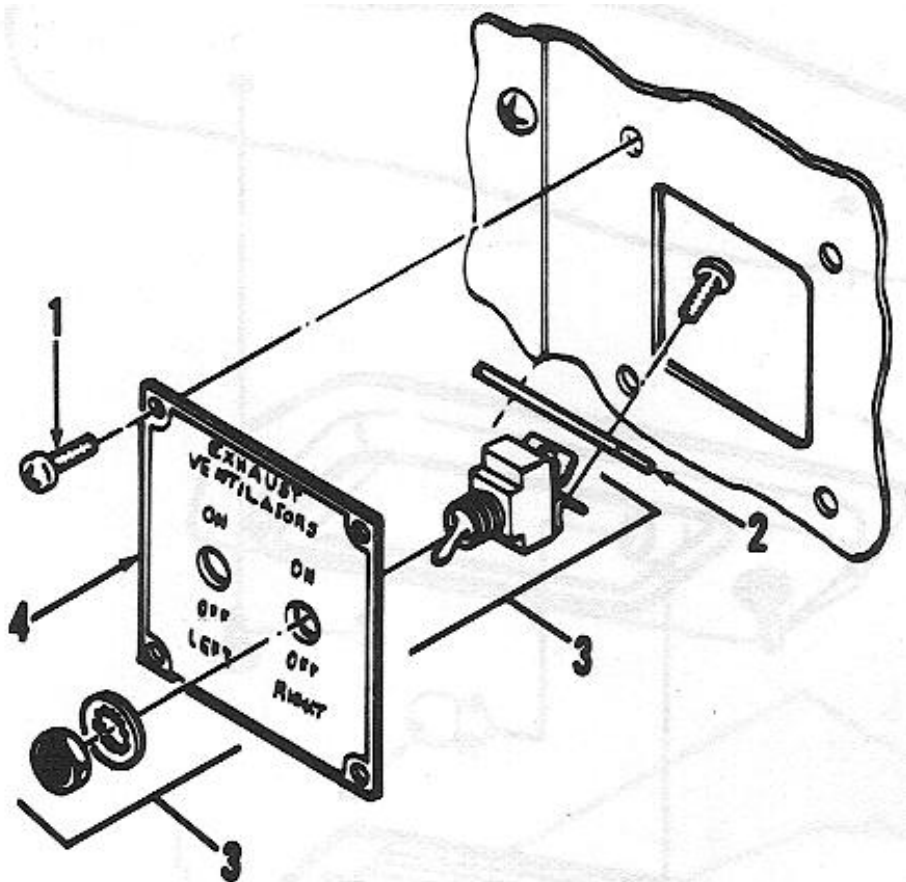


Figure 44: Exhaust Blower Switch (Ambulance)

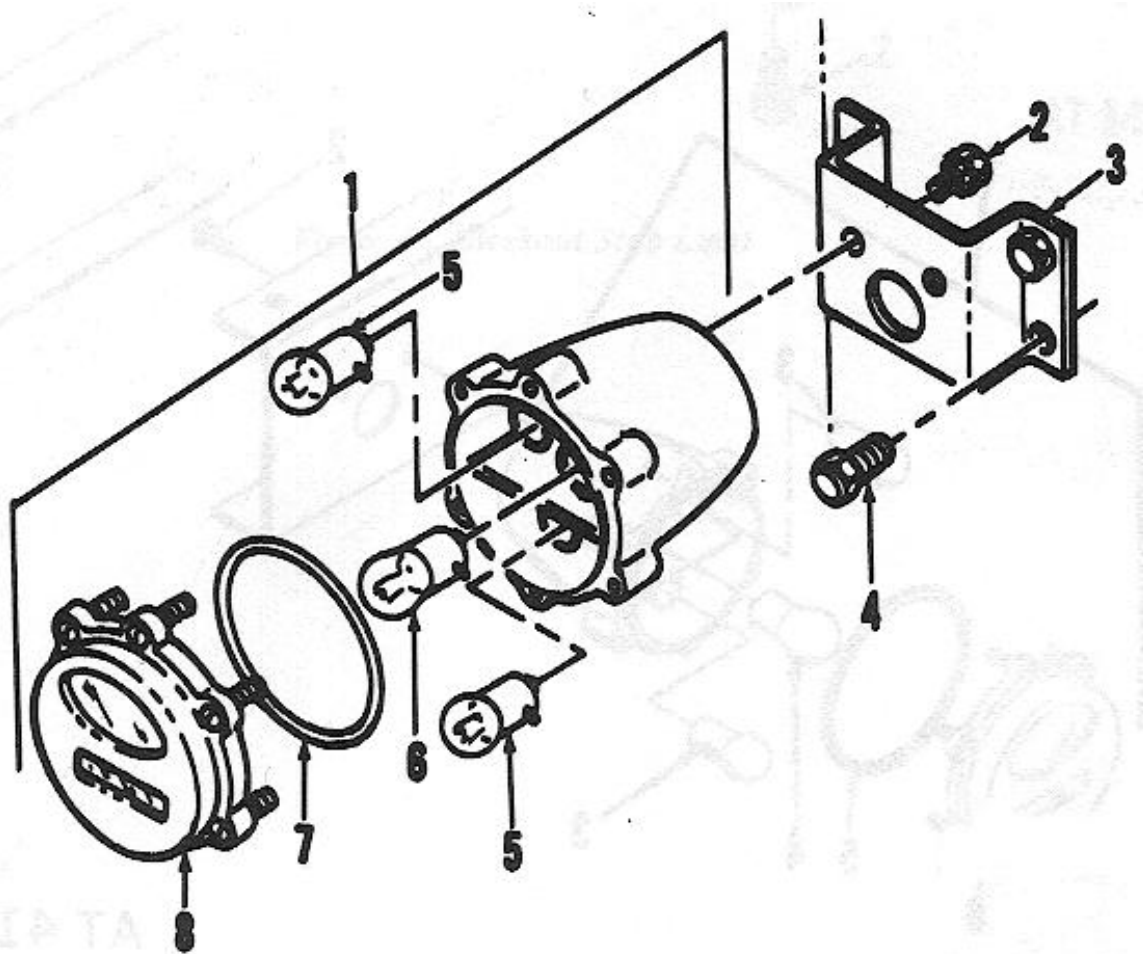


Figure 45: Front Blackout Marker, Directional and Parking Light

(1) SMR code	(2) Federal Stock Number	(3) Description Reference Number & Mfg. Code Usable on Code	(4) Unit of meas	(5) Qty inc in unit	(6) 30-day DS maint. allowance			(7) 30-day GS maint. allowance			(8) 1-yr alw per 100 equip cntgcy	(9) Depot maint alw per 100 equip	(10) Illustration	
					(a) 1-20	(b) 21-50	(c) 51-100	(a) 1-20	(b) 21-50	(c) 51-100			(a) Figure No.	(b) Item No.
		0609 LIGHTS Continued												
PO	5306-696-5377	BOLT, LOCK WASHER, BLACKOUT LAMP 3/8-16 x 5/8 9409110 (24617)	EA	4	*	*	*	*	*	*			45	2
X20		BRACKET, PARKING AND SIGNAL MOUNTING, RIGHT FRONT 11657849-2 (19207)	EA	1	*	*	*	*	*	*			45	3
PO	6220-403-9492	BRACKET, PARKING AND SIGNAL MOUNTING, LEFT FRONT 11657849-1(19207)	EA	1	*	*	*	*	*	*			45	3
PO	5306-042-3569	BOLT AND LOCK WASHER, 3/8-16 x 3/4, BRACKET MOUNTING 423569 (24617)	EA	6	*	*	*	*	*	*			45	4
PO	6240-019-0877	LAMP, INCANDESCENT, BLACKOUT MARKER, 3 CANDLEPOWER, 24 VOLT MS15770-1251 (96906)	EA	2	*	*	*	*	*	*			45	5
PO	6240-044-6914	LAMP, INCANDESCENT, TURN SIGNAL, BRAKE, 32 CANDLEPOWER, 24 VOLT MS35478-1683 (96906)	EA	1	*	*	*	*	*	*			45	6
PO	5330-297-7106	GASKET, DOOR,PARKING AND SIGNAL MS24621-42 (96906)	EA	2	*	*	*	*	*	*			45	7
PO	6220-752-6030	DOOR ASSEMBLY, PARKING AND SIGNAL 7526030 (19207)	EA	2	*	*	*	*	*	*			45	8
PO	6220-179-5118	DOME LIGHT WITH RED LENS ASSEMBLY 11662550 (19207) CA	EA	1	*	*	*	*	*	*			46	1
PO		SCREW, SELF TAPPING,# 10-24 x 3/4 449627 (24617) CA	EA	2	*	*	*	*	*	*			46	2
PO	6240-019-3141	LAMP, INCANDESCENT, DOMELIGHT MS 18005-4530 (96906) CA	EA	1	*	*	*	*	*	*			46	3
PO	6220-669-5623	LIGHT, TAIL AND STOP MS51329-1 (96906)	EA	2	*	*	*	*	*	*			47	1
PO	5306-696-5377	SCREW AND LOCK WASHER, LAMP 9409110 (24617)	EA	4	*	*	*	*	*	*			47	2

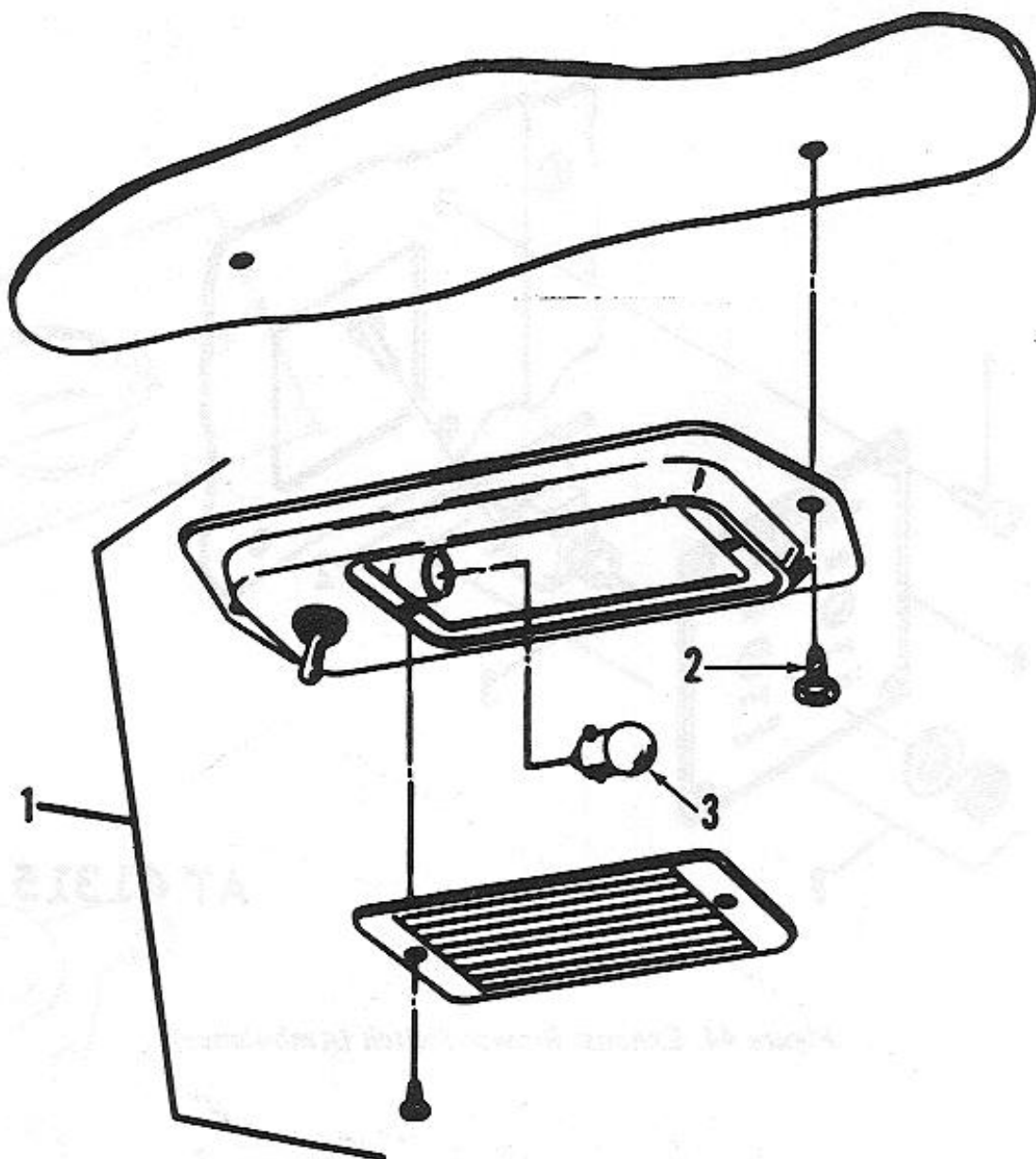


Figure 46: Dome Light (Ambulance)

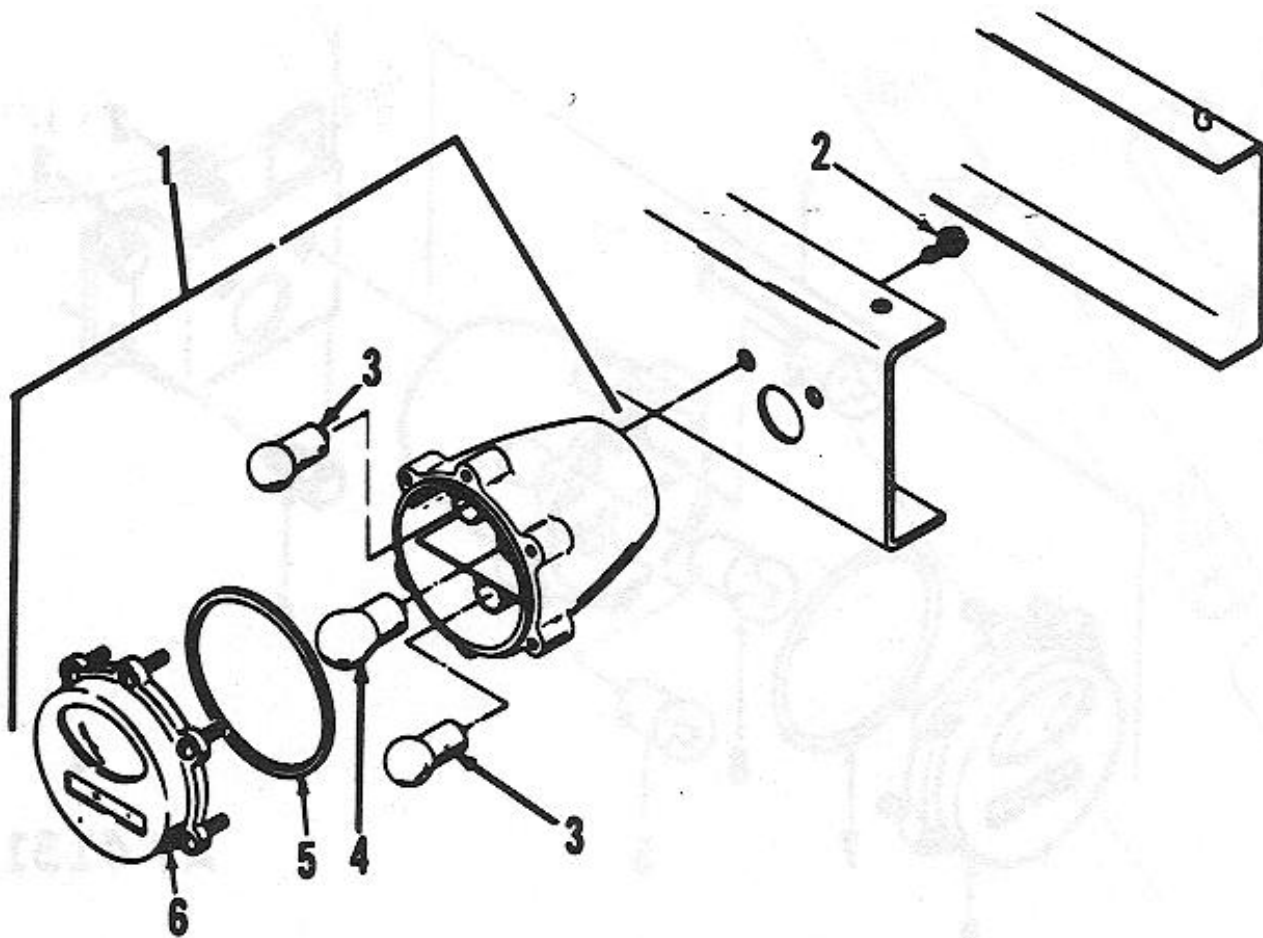


Figure 47: Rear Black out Maker, Directional and Stop Light

Page 111

(1) SMR code	(2) Federal Stock Number	(3) Description Reference Number & Mfg. Code Usable on Code	(4) Unit of meas	(5) Qty inc in unit	(6) 30-day DS maint. allowance			(7) 30-day GS maint. allowance			(8) 1-yr alw per 100 equip cntgcy	(9) Depot maint alw per 100 equip	(10) Illustration	
					(a)	(b)	(c)	(a)	(b)	(c)			(a) Figure No.	(b) Item No.
		0609-LIGHTS-Continued												
PO	6240-019-0877	LAMP, INCANDESCENT, BLACKOUT MARKER, 3 CANDLEPOWER, 24 VOLT MS15770-1251 (96906)	EA	2	*	*	*	*	*	*			47	3
PO	6240-044-6914	LAMP, INCANDESCENT, TURN SIGNAL, BRAKE, 32 CANDLEPOWER, 24 VOLT MS35478-1683 (96906)	EA	1	*	*	*	*	*	*			47	4
PO	5330-297-7106	GASKET, DOOR, PARKING AND SIGNAL MS24621-42 (96906)	EA	2	*	*	*	*	*	*			47	5
PO	6220-752-6020	DOOR ASSEMBLY, TAIL AND SIGNAL 7526020(19207)	EA	2	*	*	*	*	*	*			47	6

PO	6220-846-9745	LIGHT, BLACKOUT STOP 8741645 (19207)	EA	1	*	*	*	*	*	*			48	1
PO		SCREW AND LOCK WASHER, BLACKOUT MOUNTING, 5/16-24 x 1/2 9409100 (24617)	EA	2	*	*	*	*	*	*			48	2
PO	6240-019-0877	LAMP, INCANDESCENT, BLACKOUT MARKER, 3 CANDLE POWER, 24 VOLT MS 15770-1251(96906)	EA	1	*	*	*	*	*	*			48	3
PO	6220-678-9047	GASKET, DOOR, BLACKOUT, REAR 864464 (19207)	EA	1	*	*	*	*	*	*			48	4
PO	6220-775-2384	DOOR ASSEMBLY, BLACKOUT STOP 8741646 (19207)	EA	1	*	*	*	*	*	*			48	5
PO	5305-285-3942	SCREW, OVAL HEAD, BLACKOUT STOP 7320691 (19207)	EA	2	*	*	*	*	*	*			48	6
PO	6220-678-9046	HEADLIGHT ASSEMBLY, BLACKOUT MS51318-1 (96906)	EA	1	*	*	*	*	*	*			49	1
PO		WASHER, BEARING, BLACKOUT DRIVING LAMP 5294507 (19207)	EA	1	*	*	*	*	*	*			49	2

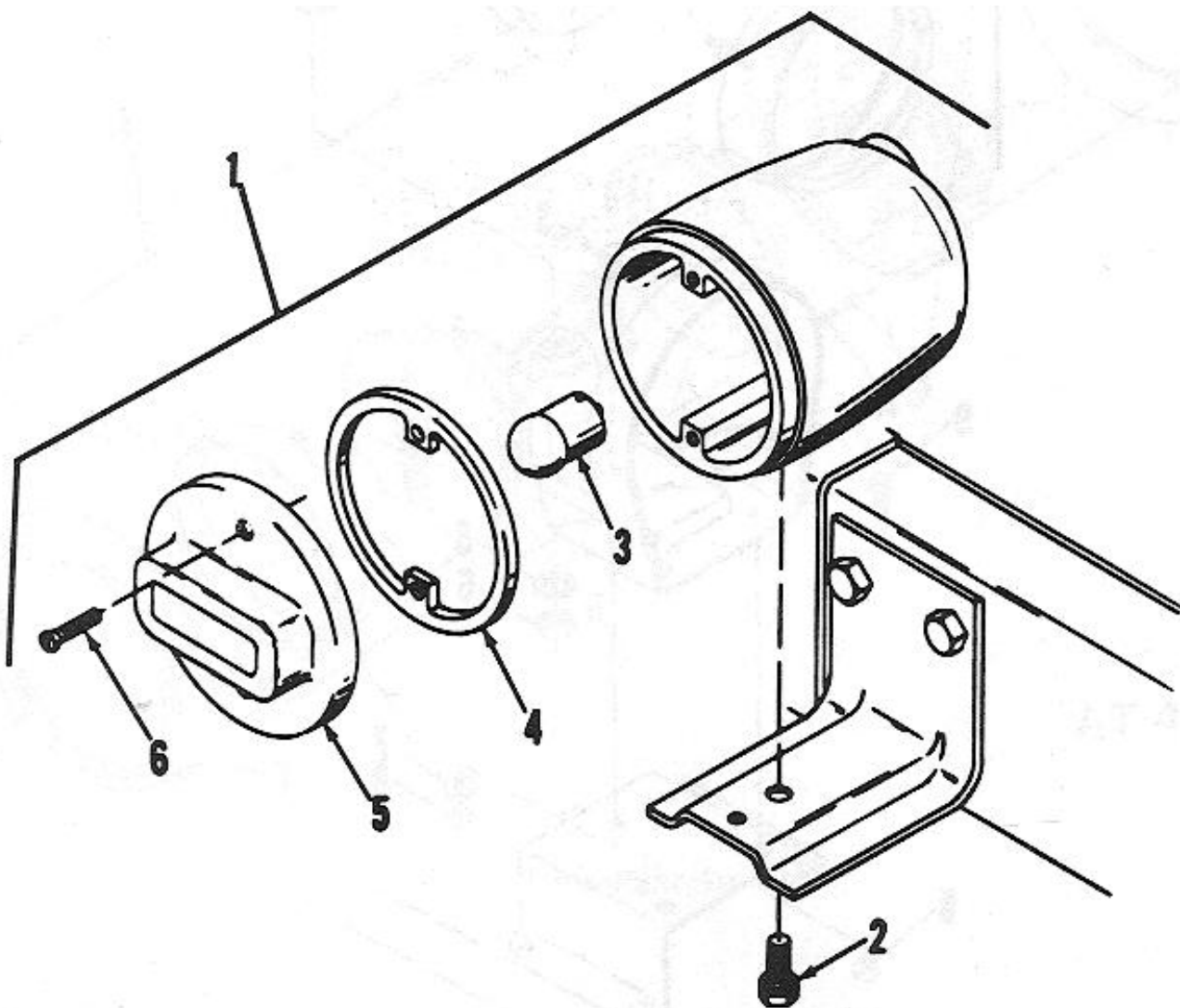


Figure 48: Blackout Stop Light

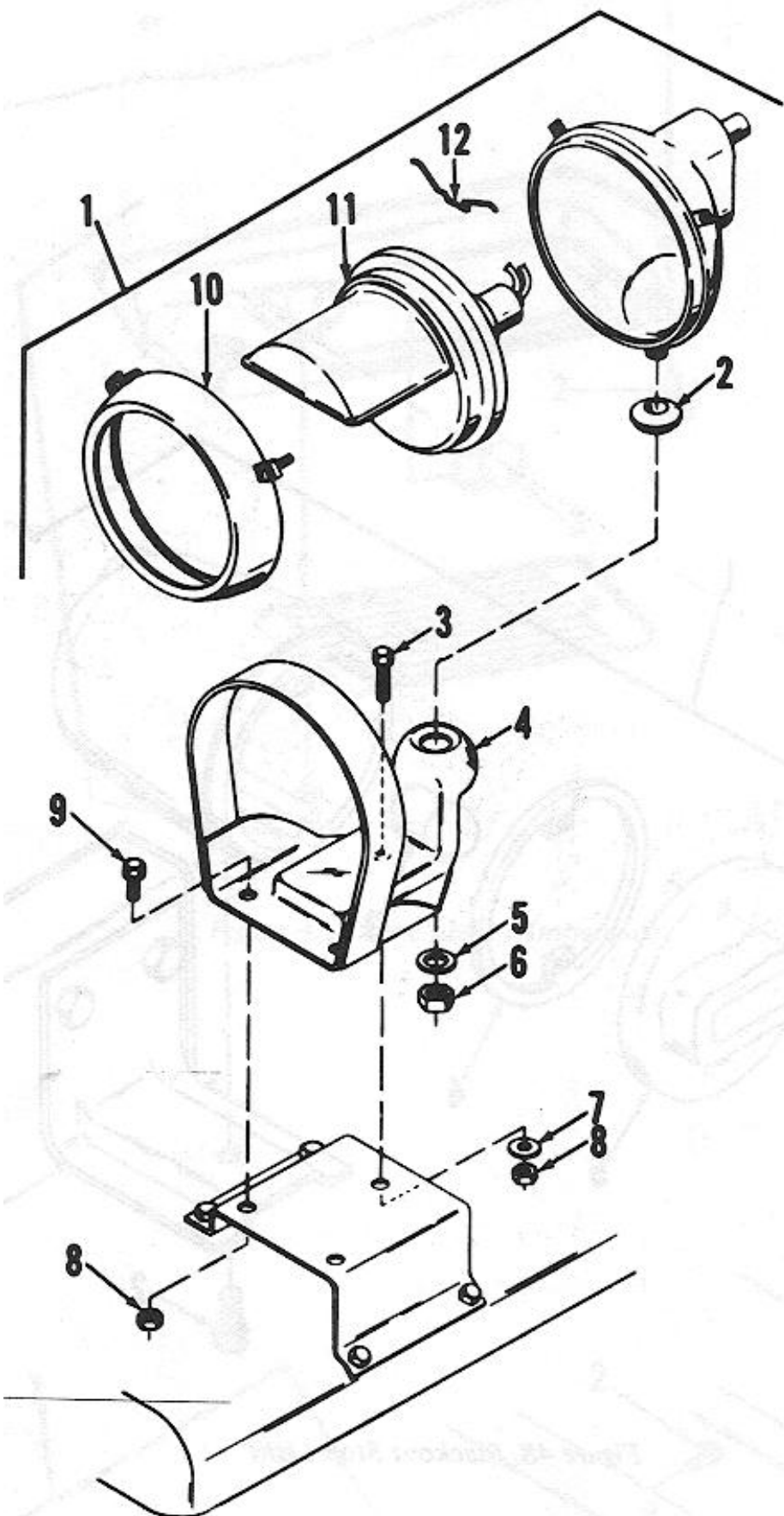


Figure 49: Blackout Driving Light

					(6) 30-day DS maint. allowance			(7) 30-day GS maint. allowance					(10) Illustration	
(1) SMR code	(2) Federal Stock Number	(3) Description Reference Number & Mfg. Code Usable on Code	(4) Unit of meas	(5) Qty inc in unit	(a) 1-20	(b) 21-50	(c) 51-100	(a) 1-20	(b) 21-50	(c) 51-100	(8) 1-yr alw per 100 equip cntgcy	(9) Depot maint alw per 100 equip	(a) Figure No.	(b) Item No.
		0609-LIGHTS-Continued												
PO	5306-042-3562	SCREW AND LOCKWASHER, BLACKOUT SUPPORT, 5/16-18 x 1 423562 (24617)	EA	1	*	*	*	*	*	*			49	3
X20	6220-737-2820	SUPPORT ASSEMBLY, BLACKOUT HEADLAMP 11657844 (19207)	EA	1	*	*	*	*	*	*			49	4
PO	5310-582-5965	WASHER, LOCK, SPRING, BLACKOUT HEADLAMP MOUNTING 3/8 MS35338-44 (96906)	EA	1	*	*	*	*	*	*			49	5
PO	5310-013-4566	NUT, BLACKOUT HEADLIGHT MOUNTING 3/8-16 134566 (24617)	EA	1	*	*	*	*	*	*			49	6
PO	5310-698-4460	WASHER, FLAT, BLACKOUT LIGHT MOUNTING 664228 (24617)	EA	1	*	*	*	*	*	*			49	7
PO	5310-880-7744	NUT, HEX, BLACKOUT LAMP SUPPORT, 5/16-18 MS51967-5 (96906)	EA	3	*	*	*	*	*	*			49	8
PO	5306-042-3560	SCREW AND LOCKWASHER, BLACKOUT SUPPORT, 5/16-18 x 1/2 423560 (24617)	EA	2	*	*	*	*	*	*			49	9
PO	6220-695-1107	DOOR ASSEMBLY, BLACKOUT HEADLIGHT WITH SCREWS 7525940 (19207)	EA	1	*	*	*	*	*	*			49	10
PO	6220-819-7028	SEALED UNIT AND WIRING, BLACKOUT DRIVING LIGHT 874987 (19207)	EA	1	*	*	*	*	*	*			49	11
PO	6220-693-4174	SPRING, SEALED UNIT, RETAINING 7320711 (19207)	EA	3	*	*	*	*	*	*			49	12
PO	6220-933-3990	HEADLIGHT ASSEMBLY 8332127 (19207)	EA	2	*	*	*	*	*	*			50	1
PO	5305-984-6210	SCREW, HEADLAMP GROUND CABLE, #10-24 x 1/2 159920 (24617)	EA	2	*	*	*	*	*	*			50	2
PO	5310-596-7691	WASHER, LOCK, #10 138479 (24617)	EA	8	*	*	*	*	*	*			50	3
PO	5305-068-0523	SCREW, HEADLIGHT TO GRILLE MS24621-42 (96906)	EA	8	*	*	*	*	*	*			50	4
PO	6240-686-4168	LAMP, INCANDESCENT HEADLAMP 8741462 (19207)	EA	2	*	*	*	*	*	*			50	5

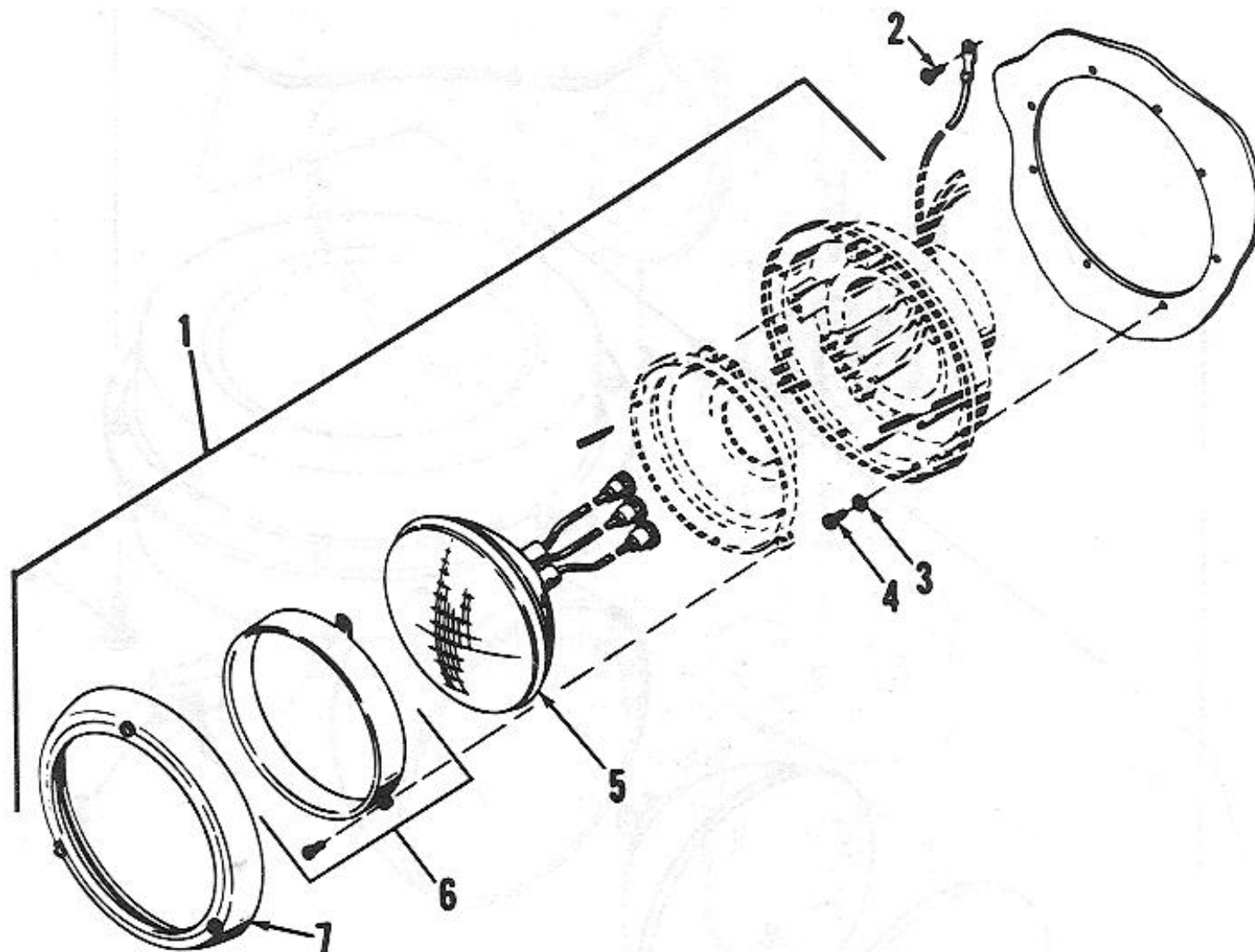


Figure 50: Headlight Assembly

Page 113

(1) SMR code	(2) Federal Stock Number	(3) Description Reference Number & Mfg. Code Usable on Code	(4) Unit of meas	(5) Qty inc in unit	(6) 30-day DS maint. allowance			(7) 30-day GS maint. allowance			(8) 1-yr alw per 100 equip cntgcy	(9) Depot maint alw per 100 equip	(10) Illustration	
					(a) 1-20	(b) 21-50	(c) 51-100	(a) 1-20	(b) 21-50	(c) 51-100			(a) Figure No.	(b) Item No.
		0609 LIGHTS Continued												
PO	6220-695-1107	DOOR HEAD LAMP 7525940 (19207)	EA	2	*	*	*	*	*	*			50	6
PO	6220-300-9908	DOOR ASSEMBLY, HEADLIGHT 7525936 (19207)	EA	2	*	*	*	*	*	*			50	7
PO	6220-983-6920	LIGHT ASSEMBLY, SURGICAL 7351549 (19207) CA	EA	1	*	*	*	*	*	*			51	1

PO	5305-990-8387	SCREW, SURGICAL LAMP MOUNTING 164430 (24617) CA	EA	6	*	*	*	*	*	*			51	2
PO	5930-296-6318	SWITCH, SURGICAL LAMP MS39061-1 (96906) CA	EA	1	*	*	*	*	*	*			51	3
PO	6240-295-2421	LAMP, SURGICAL 573141 (19207) CA	EA	1	*	*	*	*	*	*			51	4
PO	6220-368-4940	LENS, SURGICAL LIGHT 7353816(19207) CA	EA	1	*	*	*	*	*	*			51	5
PO	6220-846-3445	SPOTLIGHT, ASSEMBLY 11662792 (19207)	EA	1	*	*	*	*	*	*			52	1
PO	6240-019-3141	LAMP, SPOTLIGHT MS180054530 (96906)	EA	1	*	*	*	*	*	*			52	2
PO	6220-160-0543	SWITCH, SPOTLIGHT 6453F (78977) CA	EA	1	*	*	*	*	*	*			52	3
MO		LEAD, ELECTRICAL 11657989-4 (19207) CA	EA	1	*								52	4
		MANUFACTURE FROM												
PO	6145-560-5481	CABLE, 6.25 LONG M13486/1-5 (08288)	FT	V	*	*	*	*	*	*				
PO	5975-660-5962	SHELL 8724494(19207) CA	EA	1	*	*	*	*	*	*				

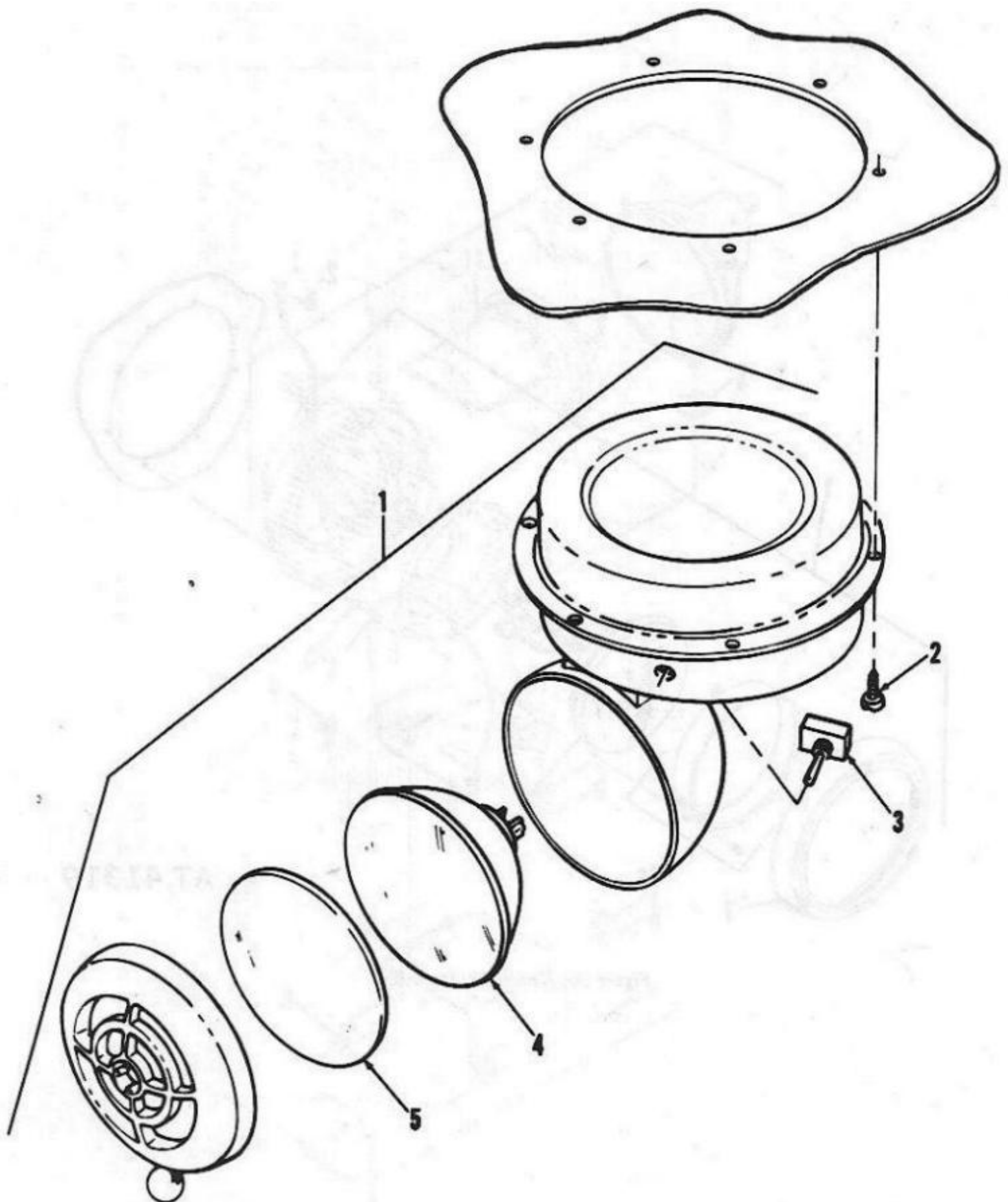


Figure 51: Surgical Light

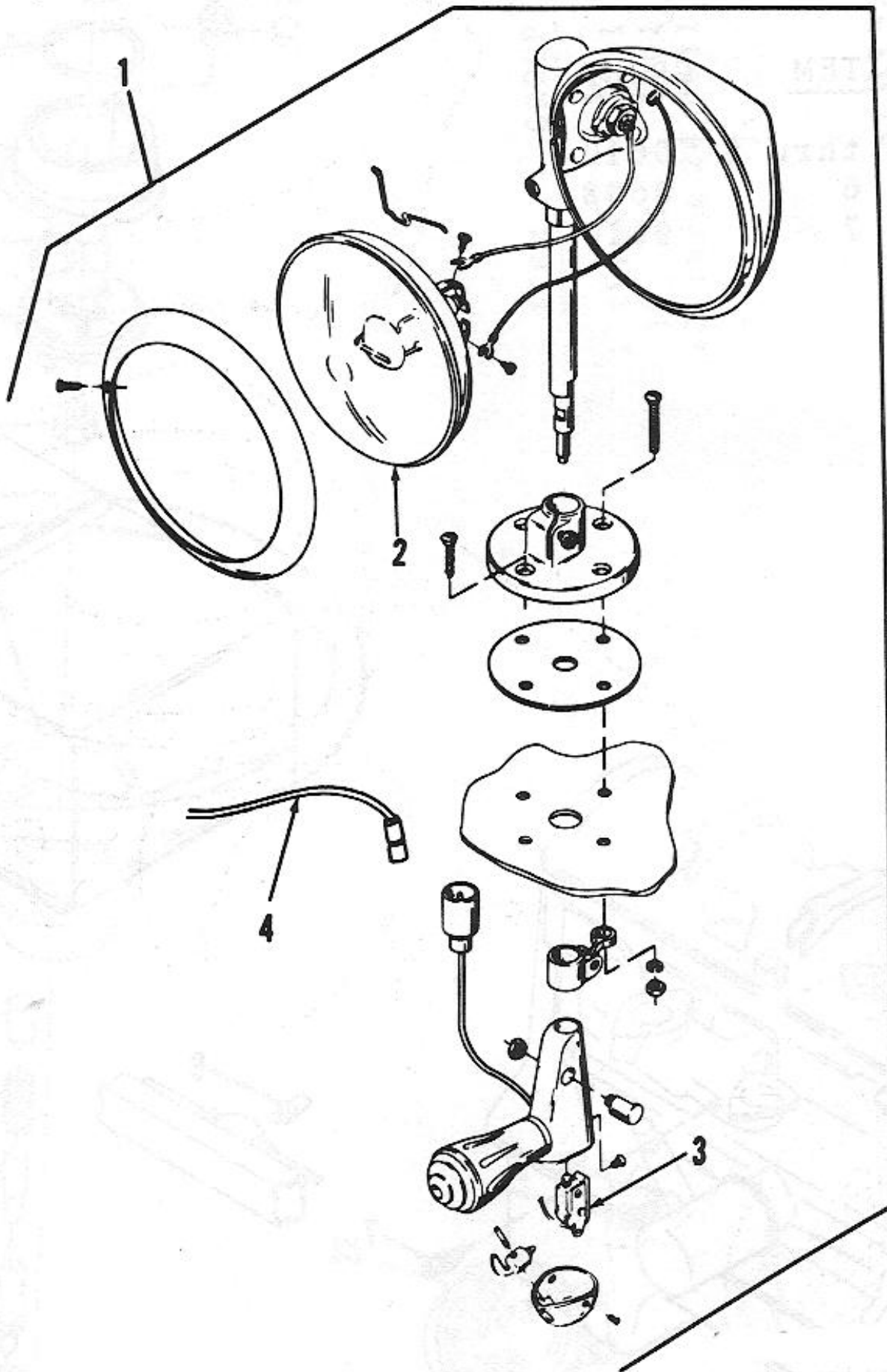


Figure 52: Spotlight Assembly

					(6) 30-day DS maint. allowance			(7) 30-day GS maint. allowance					(10) Illustration	
(1) SMR code	(2) Federal Stock Number	(3) Description Reference Number & Mfg. Code Usable on Code	(4) Unit of meas	(5) Qty inc in unit	(a) 1-20	(b) 21-50	(c) 51-100	(a) 1-20	(b) 21-50	(c) 51-100	(8) 1-yr alw per 100 equip cntgcy	(9) Depot maint alw per 100 equip	(a) Figure No.	(b) Item No.
		0609 LIGHTS Continued												
		LEAD, ELECTRICAL Continued												
		SLEEVE												
PO	5970-833-8562	8338562 (19207) CA	EA	1	*	*	*	*	*	*				
PO	5935-399-6676	TERMINAL 8338564 (19207)	EA	1	*	*	*	*	*	*				
PO	6220-160-0550	SPOTLIGHT ASSEMBLY 11662786 (19207) EA, EB	EA	1	*	*	*	*	*	*				
PO	6240-933-3603	LAMP, SPOTLIGHT MS 18005-4530 (96906) EA, EB	EA	1	*	*	*	*	*	*				
PO	6220-160-0543	SWITCH, SPOTLIGHT 6453F (78977) EA, EB	EA	1	*	*	*	*	*	*				
MO		LEAD, ELECTRICAL MIL-C-13486 (81349) EA, EB	EA	1										
		MANUFACTURE FROM												
PO	6145-560-5481	CABLE, 28.50 LONG M13486/1-5 (07288) EA, EB	FT	V	*	*	*	*	*	*				
PO	5975-660-5962	SHELL 8724494 (19207) EA, EB	EA	1	*	*	*	*	*	*				
PO	5970-833-8562	SLEEVE 8338562 (19207) EA, EB	EA	1	*	*	*	*	*	*				
PO	5935-399-6676	TERMINAL 8338564 (19207)	EA	1	*	*	*	*	*	*				
		0610 SENDING UNITS AND WARNING SWITCHES												
PO	6620-814-4770	TRANSMITTER,OIL PRESSURE MS24538 (96906)	EA	1	*	*	*	*	*	*			53	1
PO	5305-984-6195	SCREW, #8-32 x 3/4 MS35206-247 (96906)	EA	5	*	*	*	*	*	*			53	2
PO	5310-461-5856	WASHER,COPPER MS 15795-507 (96906)	EA	6	*	*	*	*	*	*			53	3

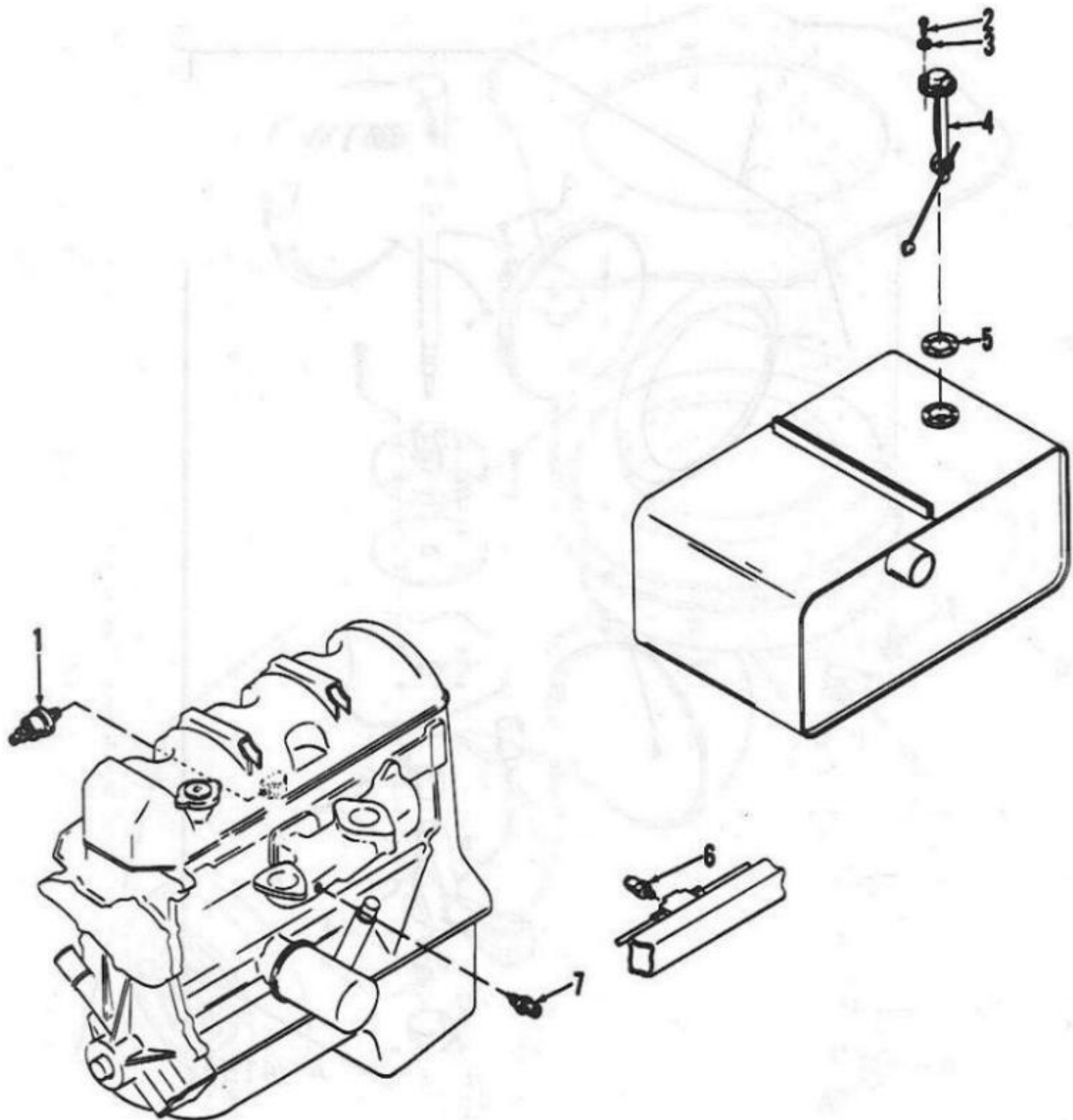


Figure 53: Sending Units

Note: An item pictured is not in this group. See table below to find correct group.

ITEM	GROUP
6	0608

					(6) 30-day DS maint. allowance			(7) 30-day GS maint. allowance					(10) Illustration	
(1) SMR code	(2) Federal Stock Number	(3) Description Reference Number & Mfg. Code Usable on Code	(4) Unit of meas	(5) Qty inc in unit	(a) 1-20	(b) 21-50	(c) 51-100	(a) 1-20	(b) 21-50	(c) 51-100	(8) 1-yr alw per 100 equip cntgcy	(9) Depot maint alw per 100 equip	(a) Figure No.	(b) Item No.
		0610-SENDING UNITS AND WARNING SWITCHES-Continued												
PO	6680-917-6023	TRANSMITTER, LIQUID QUANTITY, FUEL 7034597 (19207)	EA	1	*	*	*	*	*	*			53	4
PO	2910-737-5146	GASKET, FUEL TRANSMITTER 7375146 (19207)	EA	1	*	*	*	*	*	*			53	5
PO	6685-814-5271	TRANSMITTER, ENGINE TEMP MS24537-1 (96906)	EA	1	*	*	*	*	*	*			53	7
		0611-HORN												
PO	2590-248-0628	CABLE, HORN TERMINAL ASSEMBLY 11657627 (19207)	EA	1	*	*	*	*	*	*			54	1
PO	2920-455-1274	PLATE, TERMINAL CONTACT ASSEMBLY 11640779 (19207)	EA	1	*	*	*	*	*	*			54	2
PO	5305-840-6694	SCREW, HORN CONDUCTOR BRACKET MS24621-29 (96906)	EA	1	*	*	*	*	*	*			54	3
PO	5310-809-8544	WASHER,FLAT,HORN CONDUCTOR MS27183-7 (96906)	EA	1	*	*	*	*	*	*			54	4
X20		BRACKET, HORN CONDUCTOR 11657172 (19207)	EA	1	*	*	*	*	*	*			54	5
X20		HOUSING, HORN BRUSH 11657169 (19207)	EA	1	*	*	*	*	*	*			54	6
PO	5977-182-7529	SHAFT, HORN CONDUCTOR 11657171 (19207)	EA	1	*	*	*	*	*	*			54	7
PO	5360-159-3825	SPRING, HORN SWITCH 11657546 (19207)	EA	1	*	*	*	*	*	*			54	8
PO		INSULATOR, HORN HOUSING 11657170 (19207)	EA	1	*	*	*	*	*	*			54	9
PO	5930-933-3742	SWITCH, HORN ASSEMBLY 1640681 (19207)	EA	1	*	*	*	*	*	*			54	12
PO	5940-453-5100	LEAD, ELECTRICAL HORN 11657555 (19207)	EA	1	*	*	*	*	*	*			54	13

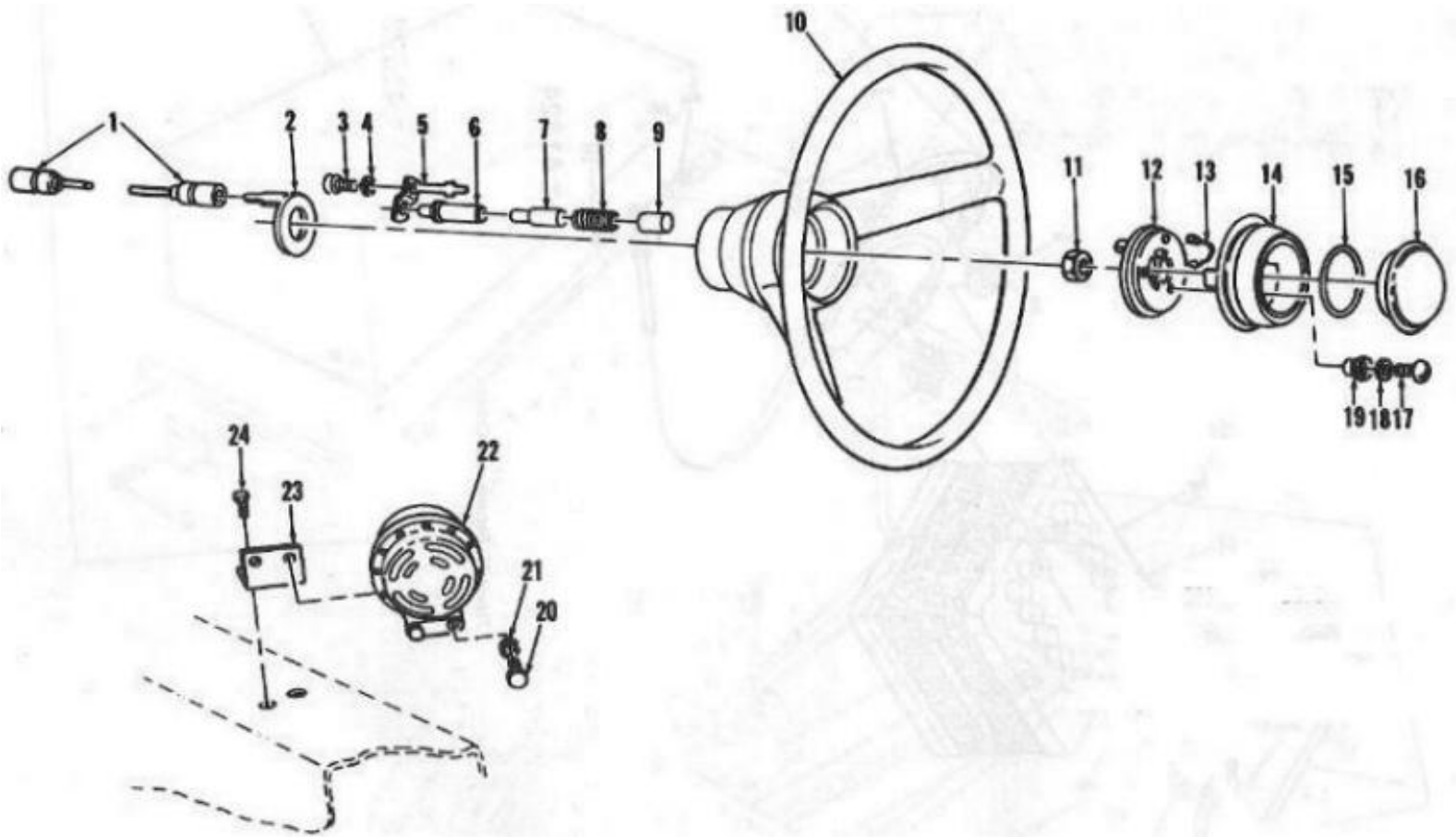


Figure 54: Horn, Horn Button and Steering Wheel

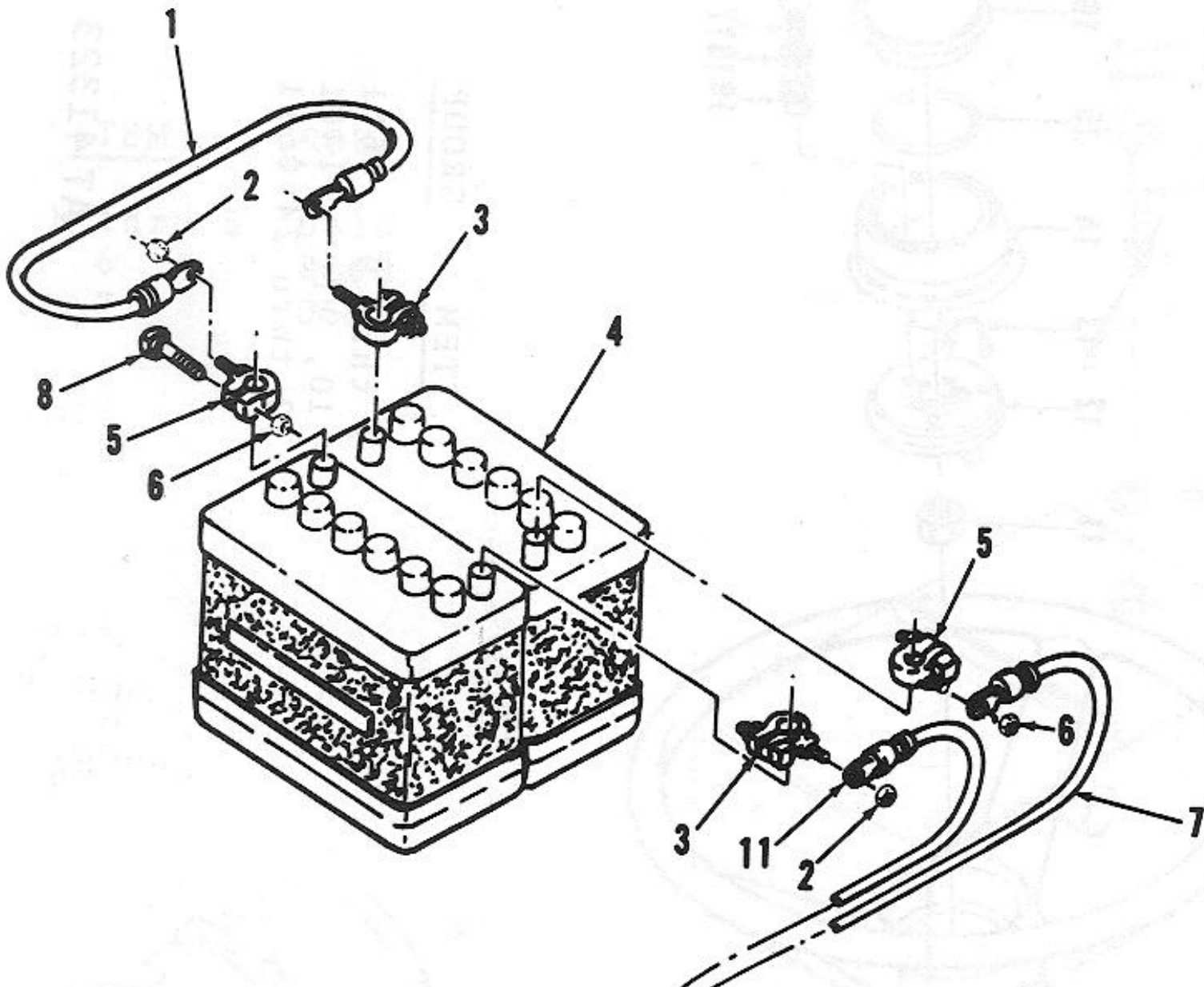
Note: An item pictured is not in this group. See table below to find correct group.

ITEM	GROUP
10, 11	1401

Page 116

(1) SMR code	(2) Federal Stock Number	(3) Description Reference Number & Mfg. Code Usable on Code	(4) Unit of meas	(5) Qty inc in unit	(6) 30-day DS maint. allowance			(7) 30-day GS maint. allowance			(8) 1-yr alw per 100 equip cntgcy	(9) Depot maint alw per 100 equip	(10) Illustration	
					(a) 1-20	(b) 21-50	(c) 51-100	(a) 1-20	(b) 21-50	(c) 51-100			(a) Figure No.	(b) Item No.
		0611 HORN Continued												
PO	2590-115-0531	FLANGE, BOOT AND CONTACT ASSEMBLY 11657554 (19207)	EA	1	*	*	*	*	*	*			54	14
PO	5330-052-6805	PACKING, PREFORMED, HORN BUTTON 11640771 (19207)	EA	1	*	*	*	*	*	*			54	15
PO	2590-113-0749	BUTTON, HORN ASSEMBLY 11657563 (19207)	EA	1	*	*	*	*	*	*			54	16
PO	5305-042-0454	SCREW, #6-32 x 3/4 420454 (24617)	EA	3	*	*	*	*	*	*			54	17
PO	5310-082-1404	WASHER, FLAT #6 MS27183-5 (96906)	EA	3	*	*	*	*	*	*			54	18

PO	5340-178-1445	SPACER, HORN SWITCH 11640999 (19207)	EA	1	*	*	*	*	*	*			54	19
PO	5305-068-0506	BOLT, HORN ATTACHING, 1/4-28 x 3/4 MS90726-6 (96906)	EA	2	*	*	*	*	*	*			54	20
PO	5310-209-0786	WASHER, LOCK, 1/4 MS35335-33 (96906)	EA	2	*	*	*	*	*	*			54	21
PO	2590-628-6140	HORN ASSEMBLY MS51074-1 (96906)	EA	1	*	*	*	*	*	*			54	22
X20		BRACKET, HORN MOUNTING 11657654 (19207)	EA	1	*	*	*	*	*	*			54	23
PO	5306-283-0408	BOLT, HORN MOUNTING BRACKET 9409107 (24617)	EA	2	*	*	*	*	*	*			54	24
		0612-BATTERIES, STORAGE												
PO	2590-933-3299	CABLE ASSEMBLY, BATTERY TO BATTERY 11657802-3 (19207)	EA	1	*	*	*	*	*	*			55	1
PO	5310-732-0558	NUT, PLAIN, HEXAGON BATTERY CABLE MS51967-8 (96906)	EA	3	*	*	*	*	*	*			55	2



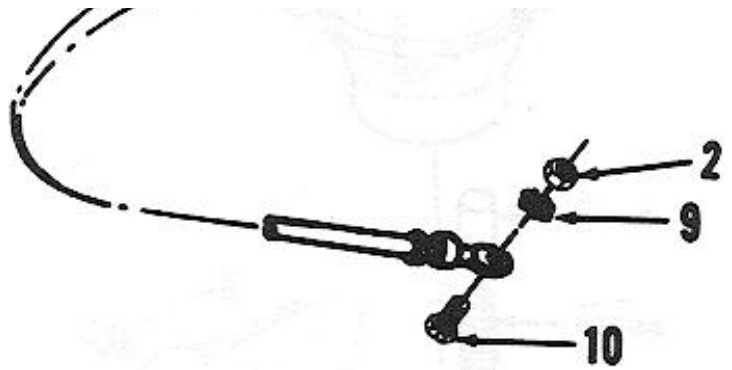


Figure 55: Batteries and Cables

Page 117

(1) SMR code	(2) Federal Stock Number	(3) Description Reference Number & Mfg. Code Usable on Code	(4) Unit of meas	(5) Qty inc in unit	(6) 30-day DS maint. allowance			(7) 30-day GS maint. allowance			(8) 1-yr alw per 100 equip cntgcy	(9) Depot maint alw per 100 equip	(10) Illustration	
					(a) 1-20	(b) 21-50	(c) 51-100	(a) 1-20	(b) 21-50	(c) 51-100			(a) Figure No.	(b) Item No.
		0612-BATTERIES, STORAGE												
PO	5940-105-9943	TERMINAL, NEGATIVE, BATTERY POST 7012172 (19207)	EA	2	*	*	*	*	*	*			55	3
POU	6140-057-2553	BATTERY, STORAGE MS35000-1 (96906)	EA	2	*	*	*	*	*	*			55	4
POU	6140-057-2554	BATTERY, STORAGE, 100 AMP MS35000-3 (96906)	EA	2	*	*	*	*	*	*			55	4
PO	5940-148-5170	TERMINAL, POSITIVE, BATTERY POST 7012171 (19207)	EA	2	*	*	*	*	*	*			55	5
PO	5310-880-7744	NUT, PLAIN, HEXAGON, BATTERY TO GROUND CABLE (1) TERMINAL (4) MS51967-5 (96906)	EA	5	*	*	*	*	*	*			55	6
PO	2590-917-0762	CABLE ASSEMBLY, BATTERY TO GROUND 11657802-2 (19207)	EA	1	*	*	*	*	*	*			55	7
PO	5310-514-6674	BOLT, TERMINAL ATTACHING MS35335-34 (96906)	EA	4	*	*	*	*	*	*			55	8
PO	5310-889-2527	WASHER, LOCK, BATTERY TO GROUND CABLE MS45904-72 (96906)	EA	1	*	*	*	*	*	*			55	9
PO	5306-018-7993	SCREW, ASSEMBLED WASHER, BATTERY TO GROUND CABLE 187993 (24617)	EA	1	*	*	*	*	*	*			55	10
PO	2590-917-5856	CABLE ASSEMBLY, BATTERY TO STARTER SWITCH 11657802-1 (19207) BA,BB,DA,DB,EA,EB	EA	1	*	*	*	*	*	*			55	11

MO		CABLE ASSEMBLY, BATTERY TO STARTER SWITCH 125 IN. LONG 11657802-6 (19207) CA	EA	1									55	11
		MANUFACTURE FROM:												
PO	6145-805-3351	CABLE, 125 long 7056675 (19207)	FT	V	*	*	*	*	*	*				
PO	5940-503-6079	TERMINAL 7056723 (19207)	EA	1	*	*	*	*	*	*				
PO	5970-705-6637	SLEEVE 7056637 (19207)	EA	1	*	*	*	*	*	*				

Figure 56: Battery Box (M715 and M726)

Page 118

					(6) 30-day DS maint. allowance			(7) 30-day GS maint. allowance					(10) Illustration	
(1) SMR code	(2) Federal Stock Number	(3) Description Reference Number & Mfg. Code Usable on Code	(4) Unit of meas	(5) Qty inc in unit	(a) 1-20	(b) 21-50	(c) 51-100	(a) 1-20	(b) 21-50	(c) 51-100	(8) 1-yr alw per 100 equip cntgcy	(9) Depot maint alw per 100 equip	(a) Figure No.	(b) Item No.
		0612-BATTERIES, STORAGE Continued												
PO	9905-841-4445	BAND MS39020-2 (96906)	EA	2	*	*	*	*	*	*			56	
PO	2590-436-4589	LID, BATTERY BOX 11657425 (19207) BA, BB, DA, DB, EA, EB	EA	1	*	*	*	*	*	*			56	1
X1		LID ASSEMBLY 11657280(19207)	EA	1									56	2
PO	5330-159-6280	WEATHERSTRIP, LID, SIDES 8393193-4 (19207)	EA	2	*	*	*	*	*	*			56	3
X20		BRACKET, RETAINER, REAR LID 11657267 (19207)	EA	2	*	*	*	*	*	*			56	4
PO	5305-543-2335	SCREW, ASSEMBLED WASHER, RETAINER BRACKETS 188749 (24617)	EA	8	*	*	*	*	*	*			56	5
X20		BRACKET, RETAINER, FRONT, LID 11657283 (19207)	EA	2	*	*	*	*	*	*			56	6
PO	2540-933-3300	WEATHERSTRIP, LID, FRONT AND REAR 8393193-5 (19207)	EA	2	*	*	*	*	*	*			56	7
PO	2590-490-0774	CLAMP, BATTERY HOLDDOWN 11657333 (19207)	EA	2	*	*	*	*	*	*			56	8
PO	5306-182-9387	ROD, BATTERY HOLDDOWN CLAMP 11657332 (19207)	EA	4	*	*	*	*	*	*			56	9
X20		BOX ASSEMBLY, BATTERY 11657235 (19207) BA, BB, DA, DB, EA, EB	EA	1	*	*	*	*	*	*			56	10
X1		BOX ASSEMBLY 11657236 (19207)	EA	1									56	11

PO	5340-158-0223	CLAMP, BATTERY BOX HOOK 11621626 (19207)	EA	2	*	*	*	*	*	*			56	12
PO	5305-543-2335	SCREW, MACHINE, BRACKET AND CLAMP ATTACHING 188749 (24617)	EA	8	*	*	*	*	*	*			56	5
X20		BRACKET, LID, RETAINING 11657267 (19207)	EA	2	*	*	*	*	*	*			56	4

					(6) 30-day DS maint. allowance			(7) 30-day GS maint. allowance					(10) Illustration	
(1) SMR code	(2) Federal Stock Number	(3) Description Reference Number & Mfg. Code Usable on Code	(4) Unit of meas	(5) Qty inc in unit	(a) 1-20	(b) 21-50	(c) 51-100	(a) 1-20	(b) 21-50	(c) 51-100	(8) 1-yr alw per 100 equip cntgcy	(9) Depot maint alw per 100 equip	(a) Figure No.	(b) Item No.
		0612 BATTERY, STORAGE-Continued												
PO	5306-018-7527	SCREW, ASSEMBLED WASHER BATTERY BOX MOUNTING 187527 (24617) BA, BB, DA, DB, EA, EB	EA	4	*	*	*	*	*	*			56	13
PO	5310-696-5172	NUT, PLAIN, HEXAGON, BATTERY HOLDDOWN CLAMP 8328424 (19207)	EA	4	*	*	*	*	*	*			56	14
PO	5325-147-5275	GROMMET, BATTERY BOX OUTLET CABLE 11640808 (19207) BA, BB, DA, DB, EA, EB	EA	1	*	*	*	*	*	*			56	15
PO	4730-908-3193	CLAMP, HOSE, OUTLET TUBE MS35842-12 (96906) BA, BB, DA, DB, EA, EB	EA	1	*	*	*	*	*	*			56	16
PO	4720-930-3142	HOSE, RUBBER, BATTERY BOX OUTLET 8763474-1 (19207) BA, BB, DA, DB, EA, EB	EA	1	*	*	*	*	*	*			56	17
X20		COVER, BATTERY BOX 11658412 (19207) CA	EA	1	*	*	*	*	*	*			57	1
PO		WEATHERSTRIP, BATTERY BOX COVER 11658274-2 (19207)	EA	2	*	*	*	*	*	*			57	2
X20		PANEL ASSEMBLY, BATTERY BOX 11658496 (19207) CA	EA	1	*	*	*	*	*	*			57	3
PO	5310-088-1251	NUT, PLAIN, HEXAGON, SIDE PANEL ATTACHING MS51922-1 (96906)	EA	12	*	*	*	*	*	*			57	4
PO	5305-068-0502	SCREW, CAP, HEXAGON HEAD SIDE PANEL ATTACHING MS90725-6 (96906) CA	EA	12	*	*	*	*	*	*			57	5

PO	4730-909-8627	CLAMP, HOSE, BATTERY BOX VENT HOSE MS35842-13 (96906) CA	EA	1	*	*	*	*	*	*			57	6
PO	9330-147-5276	HOSE, BATTERY BOX VENT 11658313 (19207) CA	EA	1	*	*	*	*	*	*			57	7
PO	5340-158-0223	CLAMP, HOOK, BATTERY BOX 11621626 (19207) CA	EA	2	*	*	*	*	*	*			57	8
PO		SCREW, ASSEMBLED WASHER, HOOK CLAMP 191681 (24617) CA	EA	4	*	*	*	*	*	*			57	9
PO		SPACER, BATTERY HOLDDOWN CLAMP 11658594 (19207) CA	EA	4	*	*	*	*	*	*			57	10

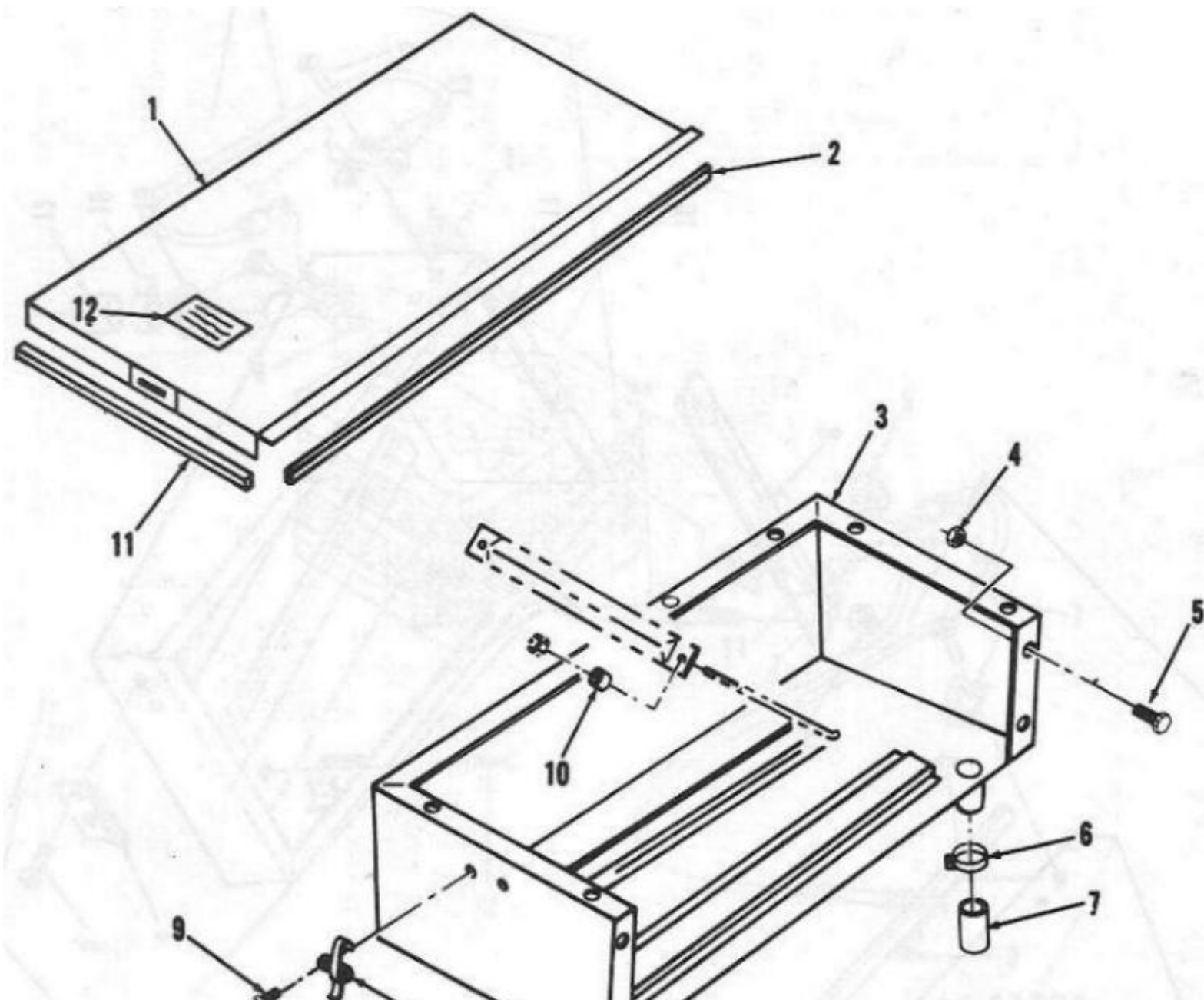


Figure 57: Battery Box (M725)

Page 120

(1) SMR code	(2) Federal Stock Number	(3) Description Reference Number & Mfg. Code Usable on Code	(4) Unit of meas	(5) Qty inc in unit	(6) 30-day DS maint. allowance			(7) 30-day GS maint. allowance			(8) 1-yr alw per 100 equip cntgcy	(9) Depot maint alw per 100 equip	(10) Illustration	
					(a) 1-20	(b) 21-50	(c) 51-100	(a) 1-20	(b) 21-50	(c) 51-100			(a) Figure No.	(b) Item No.
		0612- BATTERY, STORAGE-Continued												
PO		WEATHERSTRIP, BATTERY BOX COVER 11658274-1 (19207) CA	EA	2	*	*	*	*	*	*			57	11
PO		DECAL BATTERY BOX COVER 11657750 (19207) CA	EA	1	*	*	*	*	*	*			57	12
		0613-CHASSIS WIRING HARNESS												
PO	5340-454-3640	CLIP, NYLON 11640737 (19207)	EA	9	*	*	*	*	*	*			58	1
X20		STRAP, ENGINE GROUND 7371311 (19207)	EA	1	*	*	*	*	*	*			58	2
PO	5310-061-1258	WASHER, LOCK, ENGINE MOUNTING TO SUPPORT, (2) GROUND STRAP (1) 178551(24617)	EA	3	*	*	*	*	*	*			58	3
PO	5305-269-3211	BOLT, HEX, GROUND STRAP, 3/8-16 x 1 179839 (24617)	EA	1	*	*	*	*	*	*			58	4
PO	5310-080-6004	WASHER, FLAT, GROUND STRAP, 3/8 120394 (24617)	EA	1	*	*	*	*	*	*			58	5
PO	5310-637-9541	WASHER, LOCK, GROUND STRAP, 3/8 120382 (24617)	EA	1	*	*	*	*	*	*			58	6
PO	5310-732-0558	NUT, GROUND STRAP, 3/8-16 120371 (24617)	EA	1	*	*	*	*	*	*			58	7
PO	5325-574-3954	CLIP, FLANGE 145525 (24617)	EA	8	*	*	*	*	*	*			58	8
PO	5325-507-8701	GROMMET, SPLIT 91A14602 (23040)	EA	2	*	*	*	*	*	*			58	9
PO		CLIP, HARNESS 127754 (24617)	EA	1	*	*	*	*	*	*			58	10
PO	5340-158-0133	CLIP, WIRING FASTENER TO FRAME AND SPLASH APRON 11662726 (19207)	EA	5	*	*	*	*	*	*			58	11

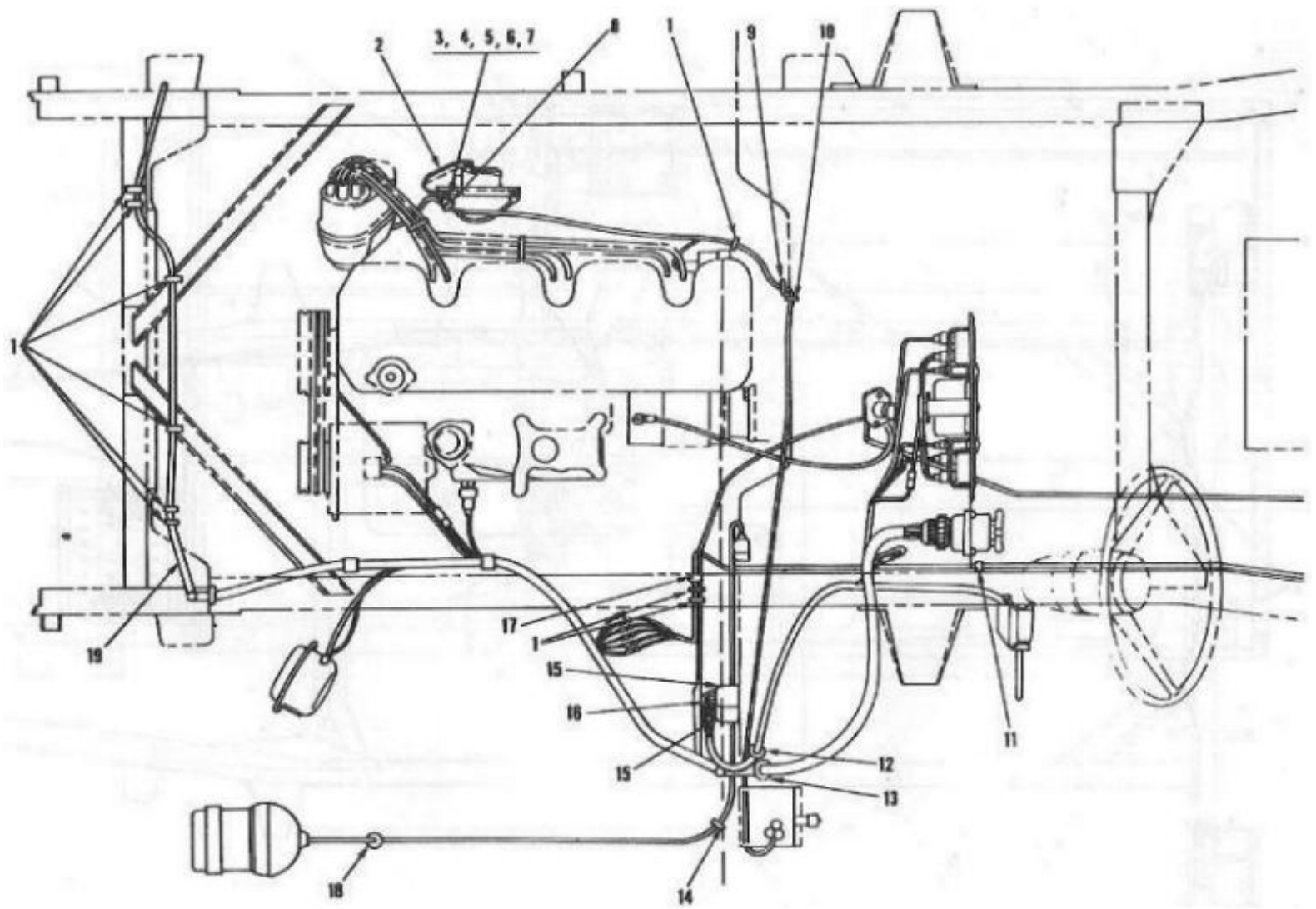


Figure 58a: Vehicle Wiring Harness (1 of 2)

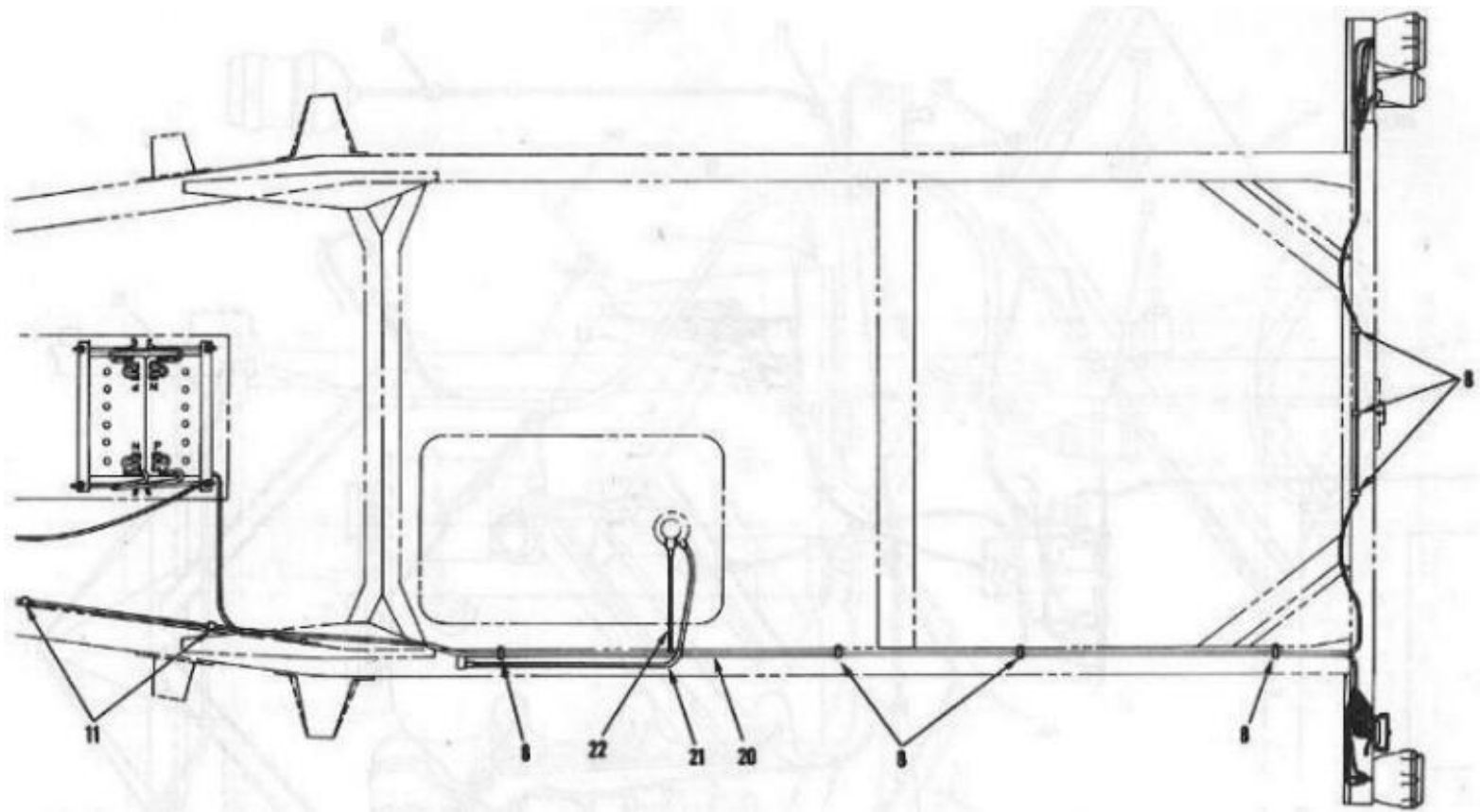


Figure 58b: Vehicle Wiring Harness (2 of 2)

Page 121

(1) SMR code	(2) Federal Stock Number	(3) Description Reference Number & Mfg. Code Usable on Code	(4) Unit of meas	(5) Qty inc in unit	(6) 30-day DS maint. allowance			(7) 30-day GS maint. allowance			(8) 1-yr alw per 100 equip cntgcy	(9) Depot maint alw per 100 equip	(10) Illustration	
					(a) 1-20	(b) 21-50	(c) 51-100	(a) 1-20	(b) 21-50	(c) 51-100			(a) Figure No.	(b) Item No.
		0613-CHASSIS WIRING HARNESS-Continued												
PO	5325-158-0100	GROMMET, SPLIT, DIRECTIONAL SIGNAL HARNESS 11657799 (19207)	EA	1	*	*	*	*	*	*			58	12
PO	5325-276-6343	GROMMET, SPLIT, IGNITION CABLE THROUGH DASH 11640963-2 (19207)	EA	1	*	*	*	*	*	*			58	13
PO	5340-543-3038	CLIP, BLACKOUT CABLE 432682 (24617)	EA	1	*	*	*	*	*	*			58	14
PO	5310-696-5172	NUT AND LOCK WASHER, GROUND CABLE(1) RELAY (2) 8328424 (19207)	EA	3	*	*	*	*	*	*			58	15
PO	2590-152-2501	TERMINAL, GROUND CABLE 8712354 (19207)	EA	1	*	*	*	*	*	*			58	16
PO	5340-454-3639	STRAP, STARTER SWITCH CABLE 11640773 (19207)	EA	1	*	*	*	*	*	*			58	17

PO	5325-159-3820	GROMMET, SPLIT, BLACKOUT DRIVING CABLE 11657872 (19207)	EA	1	*	*	*	*	*	*			58	18
PO	2590-245-8006	HARNESS, WIRING, LIGHT SWITCH 11662587 (19207)	EA	1	*	*	*	*	*	*			58	19
X20		HARNESS, WIRING FRAME 11657756 (19207) BA, BB, DA, DB, EA, EB	EA	1	*	*	*	*	*	*			58	2
PO	2590-248-0627	HARNESS, WIRING 11657757 (19207) CA	EA	1	*	*	*	*	*	*			58	20
MFO		CABLE, FUEL TANK TRANSMITTER 11657914 (19207)	EA	1	*	*	*	*	*	*			58	21
		MANUFACTURE FROM												
PF		6145-560-5481 CABLE (38 IN. REQUIRED) M13486/ 1-5 (81349)	FT	V	*	*	*	*	*	*				
PF	5970-577-1630	SLEEVE 17-1-1725-76 (19207)	EA	2	*	*	*	*	*	*				
PF	9905-752-4649	BAND MS39020-1 (96906)	EA	1	*	*	*	*	*	*				

					(6) 30-day DS maint. allowance			(7) 30-day GS maint. allowance					(10) Illustration	
(1) SMR code	(2) Federal Stock Number	(3) Description Reference Number & Mfg. Code Usable on Code	(4) Unit of meas	(5) Qty inc in unit	(a) 1-20	(b) 21-50	(c) 51-100	(a) 1-20	(b) 21-50	(c) 51-100	(8) 1-yr alw per 100 equip cntgcy	(9) Depot maint alw per 100 equip	(a) Figure No.	(b) Item No.
		0613- CHASSIS WIRING HARNESS-Continued												
		CABLE, FUEL TANK TRANSMITTER-Continued												
PF	5940-254-5217	TERMINAL (2109-14-01 (78189)	EA	1	*	*	*	*	*	*				
PF	5340-159-1292	TERMINAL MS77074-3 (96906)	EA	1	*	*	*	*	*	*				
MFO		CABLE, FUEL GAUGE 11657851 (19207)	EA	1									58	22
		MANUFACTURE FROM:												
PF	6145-560-5481	CABLE(11 IN. REQUIRED) M13486/1-5 (81349)	FT	V	*	*	*	*	*	*				
PF	5975-177-1930	CONDUIT (11 IN. REQUIRED) 5325989 (19207)	FT	V	*	*	*	*	*	*				
PF	5935-572-9180	SHELL 8338566 (19207)	EA	1	*	*	*	*	*	*				
PF	5310-833-8567	WASHER 8338567 (19207)	EA	1	*	*	*	*	*	*				
PF	5940-057-2929	TERMINAL MS27148-2 (96906)	EA	1	*	*	*	*	*	*				

PF	5935-833-8561	SHELL 8338561 (19207)	EA	1	*	*	*	*	*	*				
PF	5970-833-8562	SLEEVE 8338562 (19207)	EA	1	*	*	*	*	*	*				
PF	5935-399-6676	TERMINAL 8338564 (19207)	EA	1	*	*	*	*	*	*				
PF	9905-752-4649	BAND MS39020-1 (96906)	EA	12	*	*	*	*	*	*				

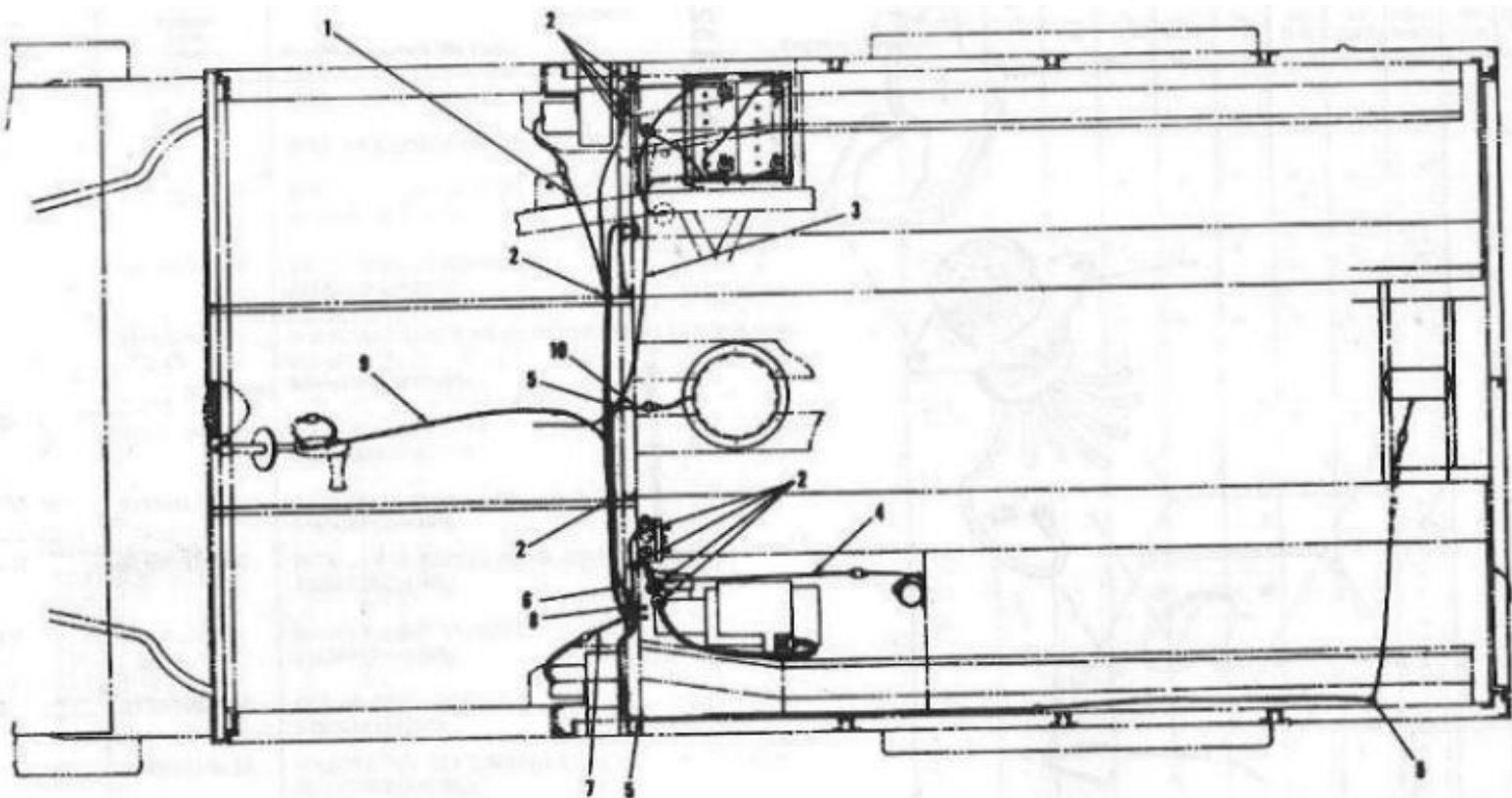


Figure 59: Vehicle Wiring Harness (M725)

(1) SMR code	(2) Federal Stock Number	(3) Description Reference Number & Mfg. Code Usable on Code	(4) Unit of meas	(5) Qty inc in unit	(6) 30-day DS maint. allowance			(7) 30-day GS maint. allowance			(8) 1-yr alw per 100 equip cntgcy	(9) Depot maint alw per 100 equip	(10) Illustration	
					(a)	(b)	(c)	(a)	(b)	(c)			(a) Figure No.	(b) Item No.
		0613 CHASSIS WIRING HARNESS Continued												
MFO		CABLE ASSEMBLY, EXHAUST BLOWER, RIGHT HAND 11657989-3 (19207) CA MANUFACTURE FROM	EA	1									59	1
PF	6145-560-5481	CABLE (12 IN. REQUIRED) M13486/1-5 (81349)	FT	V	*	*	*	*	*	*				

PF	5935-833-8561	SHELL 8338561 (19207)	EA	1	*	*	*	*	*	*				
PF	5970-833-8562	SLEEVE 8338562 (19207)	EA	1	*	*	*	*	*	*				
PF	5935-399-6676	TERMINAL 8338564 (19207)	EA	1	*	*	*	*	*	*				
PF	5940-143-4780	TERMINAL MS25036-108 (96906)	EA	1	*	*	*	*	*	*				
PF	9905-752-4649	BAND MS390201 (96906)	EA	2	*	*	*	*	*	*				
PO		GROMMET, WIRING 68313 (58464) CA	EA	11	*	*	*	*	*	*			59	2
MFO		CABLE ASSEMBLY, MAIN FEED 11657986(19207) CA	EA	1									59	3
		MANUFACTURE FROM												
PF	6145-705-6678	CABLE (122 IN. LG) M13486/1-7 (81349)	FT	V	*	*	*	*	*	*				
PF	5940-143-4794	TERMINAL MS25036-112 (96906)	EA	1	*	*	*	*	*	*				
PF	5940-113-9826	TERMINAL MS25036-114 (96906)	EA	1	*	*	*	*	*	*				
PF	9905-752-4649	BAND MS39020-1 (96906)	EA	1	*	*	*	*	*	*				
PO	2590-152-2491	CABLE ASSEMBLY, HEATER 11658007(19207) CA	EA	1	*	*	*	*	*	*			59	4

					(6) 30-day DS maint. allowance			(7) 30-day GS maint. allowance					(10) Illustration	
(1) SMR code	(2) Federal Stock Number	(3) Description Reference Number & Mfg. Code Usable on Code	(4) Unit of meas	(5) Qty inc in unit	(a) 1-20	(b) 21-50	(c) 51-100	(a) 1-20	(b) 21-50	(c) 51-100	(8) 1-yr alw per 100 equip cntgcy	(9) Depot maint alw per 100 equip	(a) Figure No.	(b) Item No.
		0613 CHASSIS WIRING HARNESS-Continued												
PO		GROMMET, WIRING 232080 (58464) CA	EA	5	*	*	*	*	*	*			59	5
MFO		CABLE ASSEMBLY, HEATER CONTROL BOX FEED 11657989-1 (19207) CA	EA	1									59	6
		MANUFACTURE FROM												
PF	6145-560-5481	CABLE (12 IN. REQUIRED) M13486/1-5 (81349)	FT	V	*	*	*	*	*	*				
PF	5935-833-8561	SHELL 8338561 (19207)	EA	1	*	*	*	*	*	*				
PF	5970-833-8562	SLEEVE 8338562 (19207)	EA	1	*	*	*	*	*	*				

PF	5935-399-6676	TERMINAL 8338564 (19207)	EA	1	*	*	*	*	*	*				
PF	5930-148-4780	TERMINAL MS25036-108 (96906)	EA	1	*	*	*	*	*	*				
PF	9905-752-4649	BAND MS39020-I (96906)	EA	1	*	*	*	*	*	*				
MFO		CABLE ASSEMBLY, EXHAUST BLOWER, LEFT HAND 11657989-2 (19207) CA	EA	1									59	7
		MANUFACTURE FROM												
PF	6145-560-5481	CABLE (14 IN. REQUIRED) M13486/1-5 (81349)	FT	V	*	*	*	*	*	*				
PF	5935-833-8561	SHELL 8338561 (19207)	EA	1	*	*	*	*	*	*				
PF	5970-833-8562	SLEEVE 8338561 (19207)	EA	1	*	*	*	*	*	*				
PF	5935-399-6676	TERMINAL 8338564(19207)	EA	1	*	*	*	*	*	*				

					(6) 30-day DS maint. allowance			(7) 30-day GS maint. allowance					(10) Illustration	
(1) SMR code	(2) Federal Stock Number	(3) Description Reference Number & Mfg. Code Usable on Code	(4) Unit of meas	(5) Qty inc in unit	(a) 1-20	(b) 21-50	(c) 51-100	(a) 1-20	(b) 21-50	(c) 51-100	(8) 1-yr alw per 100 equip cntgcy	(9) Depot maint alw per 100 equip	(a) Figure No.	(b) Item No.
		0613 CHASSIS WIRING HARNESS Continued												
		CABLE, ASSEMBLY, EXHAUST BLOWER, LEFT HAND Continued												
PF	5940-143-4780	TERMINAL MS25036-108 (96906)	EA	1	*	*	*	*	*	*				
PF	9905-752-4649	BAND MS39020-1 (96906)	EA	2	*	*	*	*	*	*				
MFO		CABLE ASSEMBLY, EXHAUST BLOWER SWITCH 11657991 (19207) CA	EA	1									59	8
		MANUFACTURE FROM												
PF	6145-560-5481	CABLE (12 IN. REQUIRED) M13486/1-5 (81349)	FT	V	*	*	*	*	*	*				
PF	5930-148-4780	TERMINAL MS25036-108 (96906)	EA	1	*	*	*	*	*	*				
PF	9905-752-4649	BAND MS39020-1 (96906)	EA	1	*	*	*	*	*	*				
MFO		CABLE, SPOTLIGHT 11657989-4 (19207) CA	EA	1									59	9
		MANUFACTURE FROM												
PF	6145-560-5481	CABLE (67 IN. REQUIRED) M13486/1-5 (81349)	FT	V	*	*	*	*	*	*				

PF	5935-833-8561	SHELL 8338561 (19207)	EA	1	*	*	*	*	*	*				
PF	5970-833-8562	SLEEVE 8338562 (19207)	EA	1	*	*	*	*	*	*				
PF	5935-399-6626	TERMINAL 8338564 (19207)	EA	1	*	*	*	*	*	*				
PF	5940-143-4780	TERMINAL MS25038-108 (96906)	EA	1	*	*	*	*	*	*				
PF	9905-752-4649	BAND MS39020-1 (96906)	EA	2	*	*	*	*	*	*				

Page 126

					(6) 30-day DS maint. allowance			(7) 30-day GS maint. allowance					(10) Illustration	
(1) SMR code	(2) Federal Stock Number	(3) Description Reference Number & Mfg. Code Usable on Code	(4) Unit of meas	(5) Qty inc in unit	(a) 1-20	(b) 21-50	(c) 51-100	(a) 1-20	(b) 21-50	(c) 51-100	(8) 1-yr alw per 100 equip cntgcy	(9) Depot maint alw per 100 equip	(a) Figure No.	(b) Item No.
		0613 CHASSIS WIRING HARNESS Continued												
MFO		CABLE ASSEMBLY, SURGICAL LAMP 11657987 (19207) CA	EA	1									59	10
		MANUFACTURE FROM:	EA		*	*	*	*	*	*				
PF	6145-560-5481	CABLE (45 IN. REQUIRED) M13486/1-5 (81349)	FT	V	*	*	*	*	*	*				
PF	5935-768-7042	SHILL 573007 (19207)	EA	1	*	*	*	*	*	*				
PF	5975-280-3357	BUSHING 572999 (19207)	EA	1	*	*	*	*	*	*				
PF	5340-629-7273	INSULATOR 753005 (19207)	EA	1	*	*	*	*	*	*				
PF	5310-871-7618	PIN MS27148-2 (96906)	EA	1	*	*	*	*	*	*				
PF	5940-143-4780	TERMINAL MS25036-108 (96906)	EA	1	*	*	*	*	*	*				
PF	9905-752-4649	BAND MS39020-1 (96906)	EA	2	*	*	*	*	*	*				
PO	2590-165-3977	RECEPTACLE AND HARNESS INTER VEHICLE 11657850 (19207) BA, BB, DA, DB, EA, EB	EA	1	*	*	*	*	*	*			60	1
PO	5935-773-1428	COVER. INTERVEHICLE RECEPTACLE 7731428 (19207) BA, BB, DA, DB, EA, EB	EA	1	*	*	*	*	*	*			60	2
PO	5305-044-6609	SCREW AND LOCK WASHER RECEPTACLE MOUNTING 446609 (24617) BA, BB, DA, DB, EA, EB	EA	4	*	*	*	*	*	*			60	3

PO	5310-194-8191	NUT, RECEPTACLE MOUNTING MS51967-2 (96906) BA, BB, DA, DB, EA, EB	EA	4	*	*	*	*	*	*			60	4
----	---------------	---	----	---	---	---	---	---	---	---	--	--	----	---

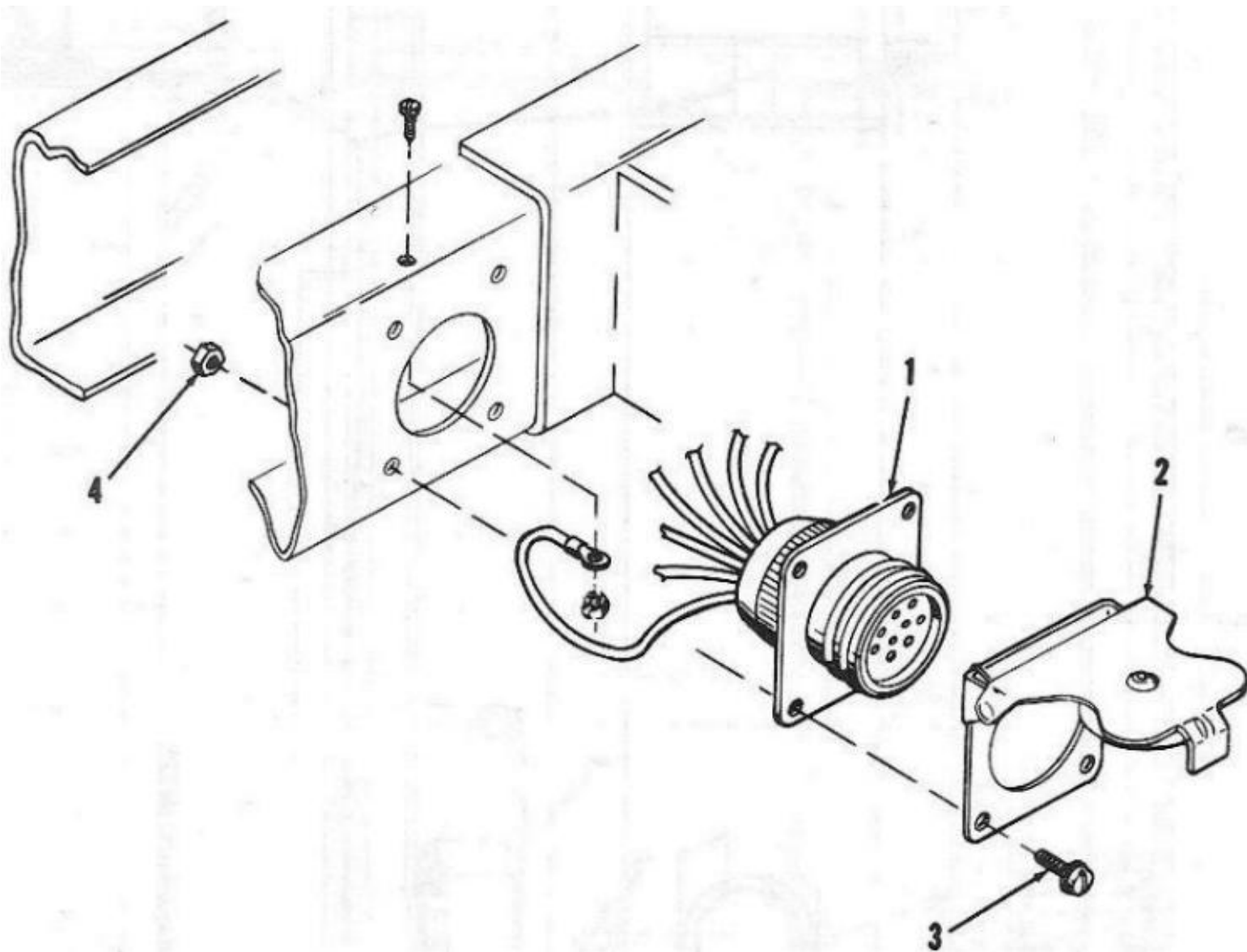


Figure 60: Intervehicular Receptacle

GROUP 07 Transmission

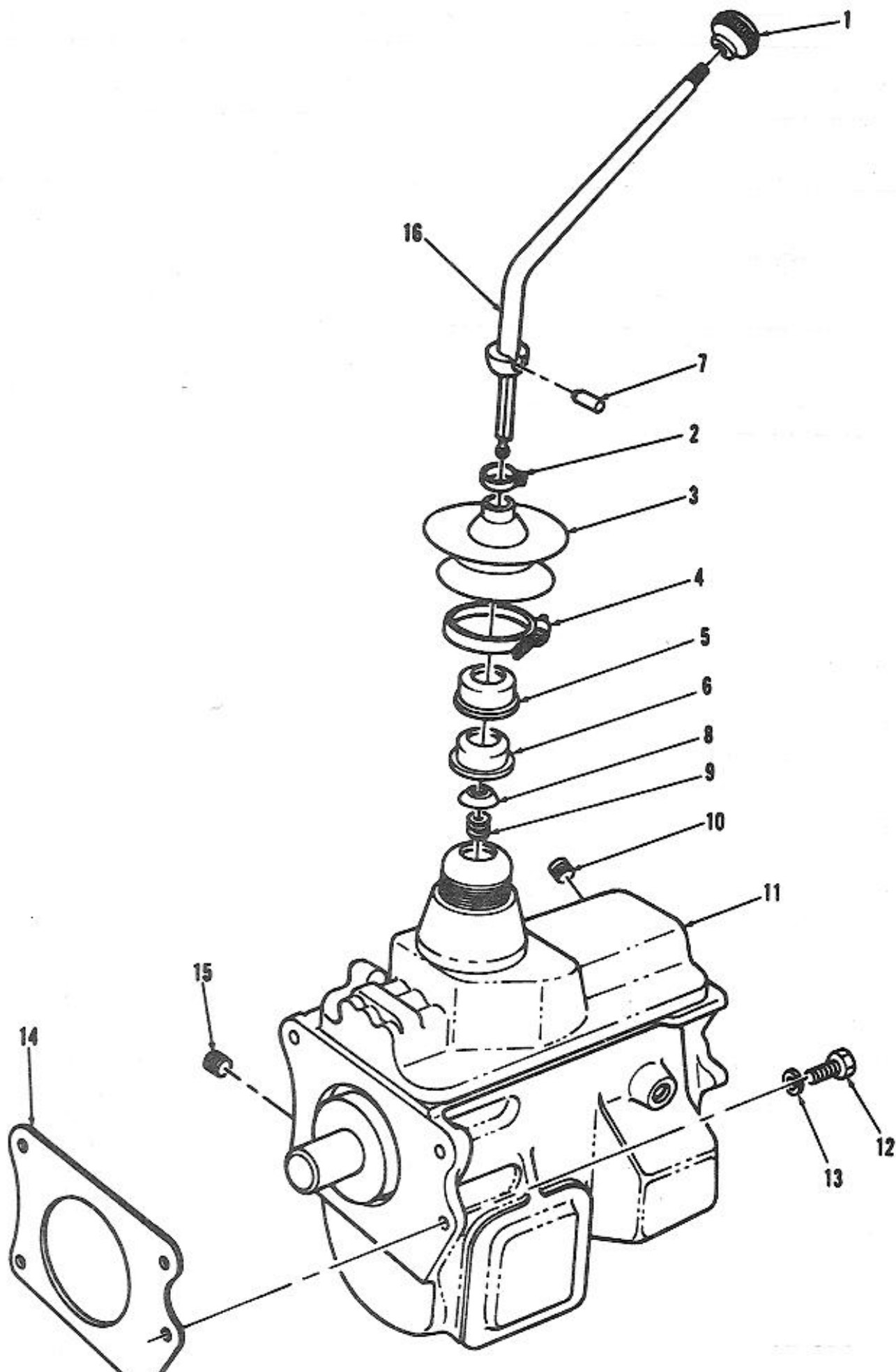




Figure 61: Transmission

Note: Some items pictured are not in this group. See table below to find correct group.

ITEM	GROUP
1, 2, 3, 4, 5, 6, 7, 8, 9, 16	0704

Page 151

(1) SMR code	(2) Federal Stock Number	(3) Description Reference Number & Mfg. Code Usable on Code	(4) Unit of meas	(5) Qty inc in unit	(6) 30-day DS maint. allowance			(7) 30-day GS maint. allowance			(8) 1-yr alw per 100 equip cntgcy	(9) Depot maint alw per 100 equip	(10) Illustration	
					(a) 1-20	(b) 21-50	(c) 51-100	(a) 1-20	(b) 21-50	(c) 51-100			(a) Figure No.	(b) Item No.
		GROUP 07-TRANSMISSION												
		0700 TRANSMISSION ASSEMBLY												
PO	4730-203-0549	PLUG, 3/4 - 14, SOCKET HEAD, TRANSMISSION FILL MS49005-16 (96906)	EA	1	*	*	*	*	*	*			61	10
PFT	2520-927-3299	TRANSMISSION ASSEMBLY 11640728 (19207)	EA	1	*	*	*	*	*	*			61	11
PF	5305-724-6771	BOLT, TO ATTACH TRANSMISSION TO BELL HOUSING, 9/16-12 x 1-1/2 MS90726-138 (96906)	EA	4	*	*	*	*	*	*			61	12
PF	5310-167-0680	WASHER, LOCK, 9/16 MS35338-49 (96906)	EA	4	*	*	*	*	*	*			61	13
PF	5330-933-3318	GASKET, FLYWHEEL HOUSING 11656937 (19207)	EA	1	*	*	*	*	*	*			61	14
PO	4730-927-3347	PLUG, 3/4-14 RECESS HEAD, ASSEMBLY DRAIN 11640778 (19207)	EA		*	*	*	*	*	*			61	15
PO		GASKET, SIDE OPENING 11656978 (19207)	EA	1	*	*	*	*	*	*			62	6
PO	2520-360-7270	COVER, SIDE OPENING 5250614 (19207)	EA	1	*	*	*	*	*	*			62	7
PO	5305-627-6128	WASHER, 3/8, LOCK WASHER, SIDE COVER ATTACH MS35335-35 (96906)	EA	6	*	*	*	*	*	*			62	8
PO	5305-269-3208	BOLT, SCREW, 3/8-16 x 5/8, SIDE COVER MS90725-57 (96906)	EA	6	*	*	*	*	*	*			62	9
X2H		CASE, TRANSMISSION 11657122 (19207)	EA	1				*	*	*			64	50
		0701-TRANSMISSION SHAFTS												
X2H		MAINSHAFT ASSEMBLY, TRANSMISSION	EA	1				*	*	*			62	5
PH	2520-772-8079	RING, BLOCKING SYNCHRONIZER 11646983 (19207)	EA	1				*	*	*			63	1

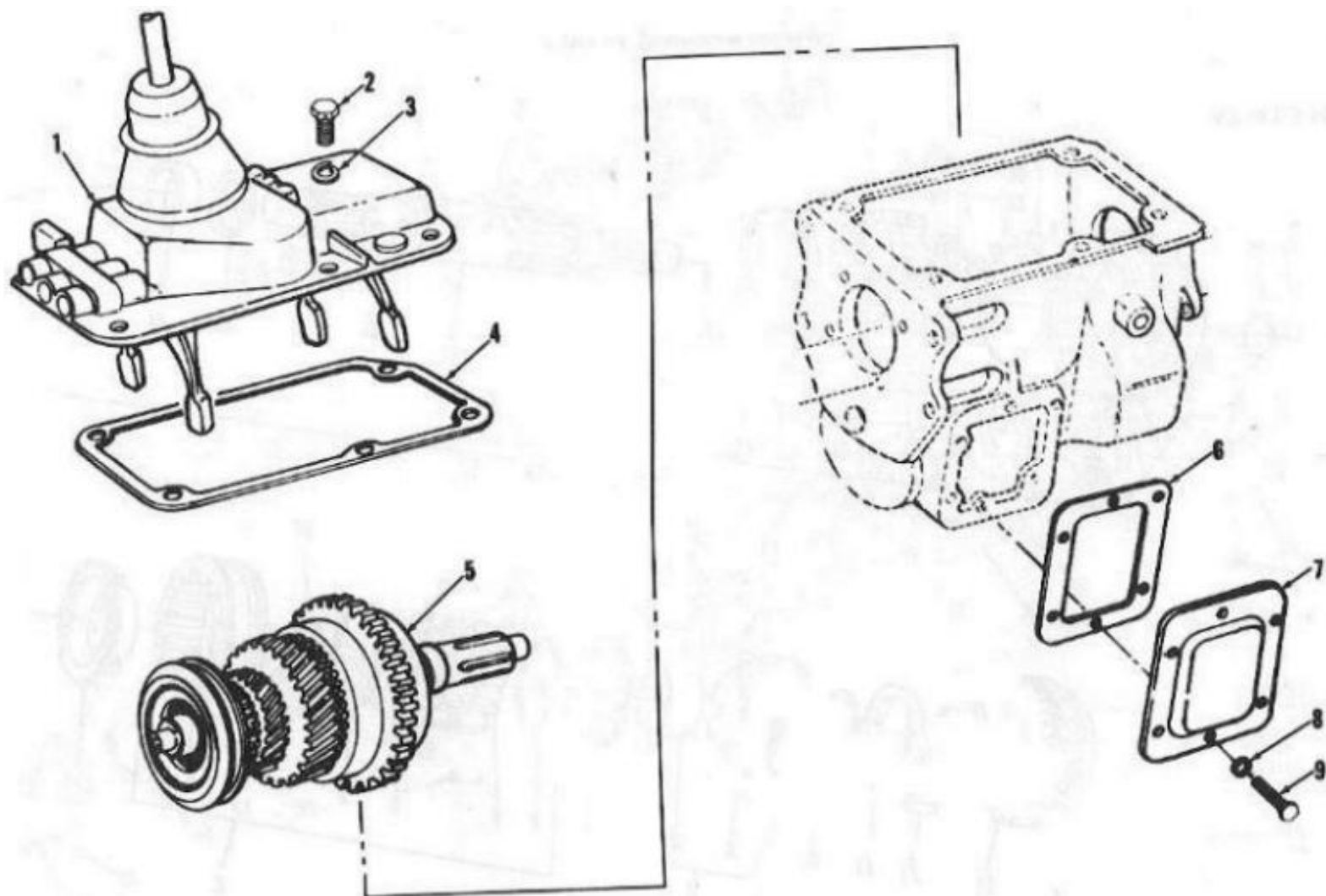


Figure 62: Transmission Cover and Mainshaft

Note: Some items pictured are not in this group. See table below to find correct group.

ITEM	GROUP
1, 2, 3, 4	0704
5	0701

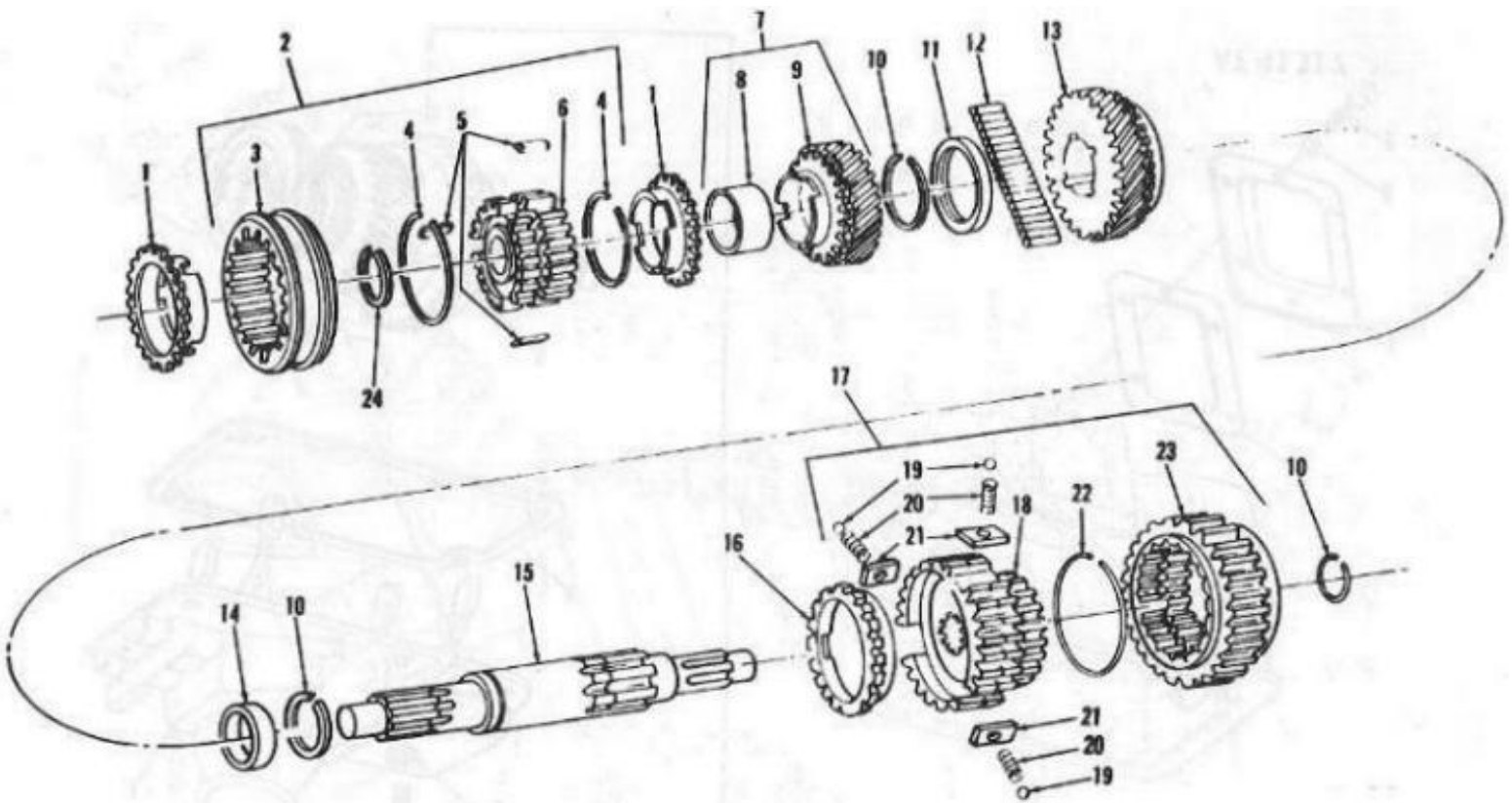


Figure 63: Transmission Mainshaft

Page 152

(1) SMR code	(2) Federal Stock Number	(3) Description Reference Number & Mfg. Code Usable on Code	(4) Unit of meas	(5) Qty inc in unit	(6) 30-day DS maint. allowance			(7) 30-day GS maint. allowance			(8) 1-yr alw per 100 equip cntgcy	(9) Depot maint alw per 100 equip	(10) Illustration	
					(a)	(b)	(c)	(a)	(b)	(c)			(a) Figure No.	(b) Item No.
		0701 TRANSMISSION SHAFTS Continued												
		MAINSHAFT ASSEMBLY TRANSMISSION Continued												
PH	3010-661-3300	SYNCHRONIZER ASSEMBLY, SECOND AND DIRECT 11657168 (19207)	EA	1				*	*	*			63	2
X1		HUB, CLUTCH, INTERMEDIATE HIGH 11657152 (19207)	EA	1									63	3
PH	2520-830-8771	SPRING, SYNCHRONIZER HUB AND PLATE 8376246-1 (19207)	EA	2				*	*	*			63	4
PH	2520-977-2418	PLATE, SHIFTING, CLUTCH HUB 11656982 (19207)	EA	3				*	*	*			63	5
X1		GEAR, TRANSMISSION, SECOND AND DIRECT 11657151 (19207)	EA	1									63	6
PH	2520-929-3567	GEAR ASSEMBLY MAINSHAFT, THIRD SPEED 11641074(19207)	EA	1				*	*	*			63	7

X1		BUSHING, GEAR 11656984 (19207)	EA	1									63	8
X1		GEAR,THIRD SPEED 11657565 (19207)	EA	1									63	9
PH	5365-222-2061	RING, RETAINING 11657737-2 (19207)	EA	3				*	*	*			63	10
PH	2520-661-3266	WASHER,THRUST, SECOND SPEED GEAR 11656985 (19207)	EA	1				*	*	*			63	11
PH	3110-198-2570	ROLLER, NEEDLE SECOND SPEED GEAR 712412(19207)	EA	34				*	*	*			63	12
PH	2520-927-3343	GEAR,SECOND SPEED 11657167 (19207)	EA	1				*	*	*			63	13
PH	5365-451-1607	SPACER, SECOND SPEED GEAR 11657092 (19207)	EA	1				*	*	*			63	14
PH	2520-986-5686	MAINSHAFT, TRANSMISSION 11657165 (19207)	EA	1				*	*	*			63	15

Page 153

					(6) 30-day DS maint. allowance			(7) 30-day GS maint. allowance					(10) Illustration	
(1) SMR code	(2) Federal Stock Number	(3) Description Reference Number & Mfg. Code Usable on Code	(4) Unit of meas	(5) Qty inc in unit	(a) 1-20	(b) 21-50	(c) 51-100	(a) 1-20	(b) 21-50	(c) 51-100	(8) 1-yr alw per 100 equip cntgcy	(9) Depot maint alw per 100 equip	(a) Figure No.	(b) Item No.
		0701 TRANSMISSION SHAFTS Continued												
		MAINSHAFT ASSEMBLY, TRANSMISSION-Continued												
PH	2520-927-3342	RING, BLOCKING, SECOND SPEED GEAR 11657157(19207)	EA	1				*	*	*			63	16
PH		SYNCHRONIZER ASSEMBLY, LOW AND SECOND 11662590(19207)	EA	1				*	*	*			63	17
X1	2520-374-9464	GEAR, LOW AND SECOND 11657162 (19207)	EA	1									63	18
PH	3110-142-6040	BALL, BEARING, SYNCHRONIZER MS19061-11 (96906)	EA	3				*	*	*			63	19
PH	2520-830-8775	SPRING, BALL BEARING 11657014 (19207)	EA	3				*	*	*			63	20
PH	2520-476-6507	PLATE, SHIFTING, SYNCHRONIZER 11657154 (19207)	EA	3				*	*	*			63	21
PH	5310-485-8168	RING, RETAINING, SHIFTING PLATE 11656999 (19207)	EA	1				*	*	*			63	22
X1		HUB, CLUTCH, LOW AND SECOND 11657160 (19207)	EA	1									63	23
PH	5365-221-6523	RING, RETAINING 11657737-1 (19207)	EA	1				*	*	*			63	24

PH	2520-772-8079	RING, BLOCKING, MAINSHAFT SECOND AND DIRECT SYNCHRONIZER 11656983(19207)	EA	1				*	*	*			63	1
PH	3120-498-2866	WASHER, THRUST, COUNTERSHAFT 11657155 (19207)	EA	1				*	*	*			64	1
PH		SPACER, GEARED COUNTERSHAFT 11656963 (19207)	EA	6				*	*	*			64	2
PH		SPACER, GEARED COUNTERSHAFT 11657153 (19207)	EA	1				*	*	*			64	3
PH	2520-929-3567	COUNTERSHAFT, GEARED 11657161 (19207)	EA	1				*	*	*			64	4

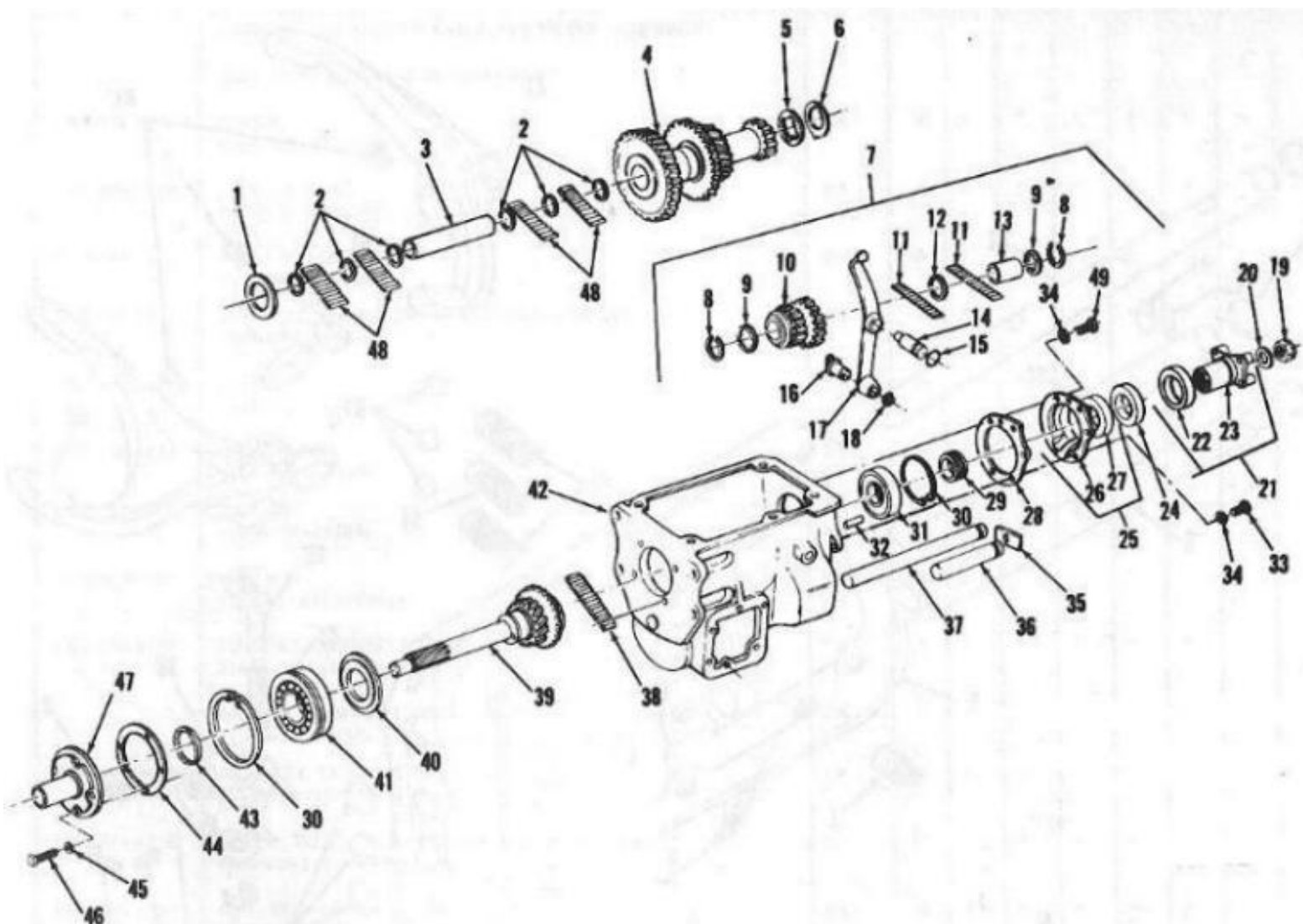


Figure 64: Transmission Countershaft, Reverse Idler Shaft and Main Drive Gear
 Note: An item pictured is not in this group. See table below to find correct group.

ITEM	GROUP
50	0700

				(6) 30-day DS maint. allowance	(7) 30-day GS maint. allowance			(10) Illustration
--	--	--	--	---	---	--	--	----------------------

(1) SMR code	(2) Federal Stock Number	(3) Description Reference Number & Mfg. Code Usable on Code	(4) Unit of meas	(5) Qty inc in unit	(a) 1-20	(b) 21-50	(c) 51-100	(a) 1-20	(b) 21-50	(c) 51-100	(8) 1-yr alw per 100 equip cntgcy	(9) Depot maint alw per 100 equip	(a) Figure No.	(b) Item No.
		0701 TRANSMISSION SHAFTS Continued												
PH	3120-498-9859	WASHER, THRUST COUNTERSHAFT INTERMEDIATE 11657032 (19207)	EA	1				*	*	*			64	5
PH	3120-498-2868	WASHER, THRUST COUNTERSHAFT, INTERMEDIATE, REAR 11657094 (19207)	EA	1				*	*	*			64	6
PH	2520-374-9480	GEAR ASSEMBLY, REVERSE IDLER 11657034 (19207)	EA	1				*	*	*			64	7
PH	5365-221-6517	RETAINER, THRUST WASHER 11657414(19207)	EA	2				*	*	*			64	8
PH	2520-986-5677	WASHER, THRUST, IDLER GEAR 11657012(19207)	EA	2				*	*	*			64	9
X1		GEAR, REVERSE IDLER 11657096 (19207)	EA	1									64	10
PH	3110-117-0633	ROLLER, IDLER GEAR BEARING MS19065-31 (96906)	EA	24				*	*	*			64	11
X1		SPACER, IDLER GEAR BEARING 11657016(19207)	EA	1									64	12
X1		SLEEVE, REVERSE IDLER SHAFT 11657095 (19207)	EA	1									64	13
PH		PIVOT, REVERSE SHIFT LEVER 11656979 (19207)	EA	1				*	*	*			64	14
PH	2520-177-8238	PACKING, PREFORMED, SHIFT LEVER MS28775-111 (96906)	EA	1				*	*	*			64	15
PH		SHOE, REVERSE IDLER 11656980 (19207)	EA	1				*	*	*			64	16
PH		LEVER, REVERSE SHIFTING 11657156 (19207)	EA	1				*	*	*			64	17
PH	3820-802-7128	WASHER, C REVERSE IDLER SHOE ATTACHING 1165981-1 (19207)	EA	1				*	*	*			64	18

(1) SMR code	(2) Federal Stock Number	(3) Description Reference Number & Mfg. Code Usable on Code	(4) Unit of meas	(5) Qty inc in unit	(6) 30-day DS maint. allowance	(7) 30-day GS maint. allowance	(8) 1-yr alw per 100 equip cntgcy	(9) Depot maint alw per 100 equip	(10) Illustration
		0701 TRANSMISSION SHAFTS Continued							

PF	5310-159-6267	NUT, FLANGE AND GUARD ATTACHING 11657015 (19207)	EA	1	*	*	*	*	*	*			64	19
PF	5310-360-8171	WASHER, FLANGE AND GUARD ATTACHING 7375131 (19207)	EA	1	*	*	*	*	*	*			64	20
PF	2520-152-2512	FLANGE AND GUARD ASSEMBLY 11657050 (19207)	EA	1	*	*	*	*	*	*			64	21
X1		GUARD,OIL SEAL 769479 (19207)	EA	1									64	22
X1		YOKE, PROPELLER SHAFT 11657427 (19207)	EA	1									64	23
PF	5330-179-1237	SEAL, DUST 11657051 (19207)	EA	1	*	*	*	*	*	*			64	24
X2F		RETAINER AND OIL SEAL ASSEMBLY, MAINSHAFT BEARING 11658043 (19207)	EA	1	*	*	*	*	*	*			64	25
PF		RETAINER, MAINSHAFT OIL SEAL 11657005 (19207)	EA	1	*	*	*	*	*	*			64	26
PF	2520-933-7621	SEAL, PLAIN ENCASED, MAINSHAFT 11662551 (19207)	EA	1	*	*	*	*	*	*			64	27
PH	5330-178-8372	GASKET, MAINSHAFT BEARING AND OIL SEAL 11657535 (19207)	EA	1				*	*	*			64	28
PH		SPACER, MAINSHAFT, REAR 11657031 (19207)	EA	1				*	*	*			64	29
PH	5340-467-1987	RING, RETAINING, MAINSHAFT BEARING 11657033 (19207)	EA	1				*	*	*			64	30
PH	3110-155-6173	BEARING, MAINSHAFT 700793 (19207)	EA	1				*	*	*			64	31
PH	5315-188-0180	PIN, STRAIGHT HEADLESS, REVERSE SHIFT LEVER PIVOT MS24692-160 (96906)	EA	1				*	*	*			64	32

					(6) 30-day DS maint. allowance			(7) 30-day GS maint. allowance					(10) Illustration	
(1) SMR code	(2) Federal Stock Number	(3) Description Reference Number & Mfg. Code Usable on Code	(4) Unit of meas	(5) Qty inc in unit	(a) 1-20	(b) 21-50	(c) 51-100	(a) 1-20	(b) 21-50	(c) 51-100	(8) 1-yr alw per 100 equip cntgcy	(9) Depot maint alw per 100 equip	(a) Figure No.	(b) Item No.
		0701 TRANSMISSION SHAFTS Continued												
PF	5305-269-3211	SCREW, CAP, HEXAGON HEAD, MAINSHAFT RETAINER MS90725-60 (96906)	EA	4	*	*	*	*	*	*			64	33
PF	5310-627-6128	WASHER, FLAT, MAINSHAFT RETAINER MS35335-35 (96906)	EA	5	*	*	*	*	*	*			64	34

PH		LOCKPLATE, COUNTERSHAFT 11657002 (19207)	EA	1				*	*	*			64	35
PH	2520-986-5658	SHAFT, REVERSE IDLER GEAR 11657000 (19207)	EA	1				*	*	*			64	36
PH	2520-404-7083	COUNTERSHAFT, TRANSMISSION 11657001 (19207)	EA	1				*	*	*			64	37
PH	3110-198-2830	ROLLER, MAIN DRIVE GEAR 11662560(19207)	EA	16				*	*	*			64	38
PH	2520-927-3344	GEAR, MAIN DRIVE 11657166 (19207)	EA	1				*	*	*			64	39
PH	2520-769-7570	WASHER, MAIN DRIVE GEAR BEARING 7697570 (19207)	EA	1				*	*	*			64	40
PH	3110-928-1873	BEARING, MAIN DRIVE GEAR 11641071 (19207)	EA	1				*	*	*			64	41
PH	5340-467-1987	RING, RETAINING, MAIN DRIVE GEAR BEARING 11657033 (19207)	EA	1				*	*	*			64	42
PH	5365-221-6519	RING, RETAINING, MAIN DRIVE GEAR 11657737-3 (19207)	EA	1				*	*	*			64	43
PH	5330-770-9070	GASKET, MAIN DRIVE GEAR RETAINER 11662592-4 (19207)	EA	1				*	*	*			64	44
PH	2805-891-6848	GASKET, MAIN DRIVE GEAR RETAINER 8329873 (19207)	EA	4				*	*	*			64	45
PH	5305-456-5058	SCREW, CAP, HEXAGON HEAD, MAIN DRIVE GEAR RETAINER 11657004 (19207)	EA	4				*	*	*			64	46

					(6) 30-day DS maint. allowance			(7) 30-day GS maint. allowance					(10) Illustration	
(1) SMR code	(2) Federal Stock Number	(3) Description Reference Number & Mfg. Code Usable on Code	(4) Unit of meas	(5) Qty inc in unit	(a) 1-20	(b) 21-50	(c) 51-100	(a) 1-20	(b) 21-50	(c) 51-100	(8) 1-yr alw per 100 equip cntgcy	(9) Depot maint alw per 100 equip	(a) Figure No.	(b) Item No.
		0701 TRANSMISSION SHAFTS Continued												
PH	2520-152-2510	RETAINER, MAIN DRIVE GEAR 11657003 (19207)	EA	1				*	*	*			64	47
PH	3110-117-0637	ROLLER, GEARED COUNTERSHAFT MS 19065-37 (96906)	EA	88				*	*	*			64	48
PF	5305-018-0129	SCREW, CAP, HEXAGON HEAD, MAIN SHAFT RETAINER MS90725-66 (96906)	EA	1	*	*	*	*	*	*			64	49
		0704-TOP COVER ASSEMBLY												
PO	5355-962-3018	KNOB, SHIFT LEVER 6184279 (19207)	EA	1	*	*	*	*	*	*			61	1
PO	4730-908-3195	CLAMP MS35842-10 (96906)	EA	1	*	*	*	*	*	*			61	2

PO	2520-404-0681	BOOT, SHIFT LEVER 11657836 (19207)	EA	1	*	*	*	*	*	*			61	3
PO		CLAMP, SHIFT LEVER BOOT 451230 (24617)	EA	1	*	*	*	*	*	*			61	4
X20		PLATE, SHIFT LEVER CAP 11640850(19207)	EA	1	*	*	*	*	*	*			61	5
PO	5310-596-0031	WASHER CONTROL LEVER SPRING 7372448 (19207)	EA	1	*	*	*	*	*	*			61	8
PO	3820-249-3540	SPRING, SHIFT CONTROL LEVER 7374969 (19207)	EA	1	*	*	*	*	*	*			61	9
PO	2520-933-3532	LEVER ASSEMBLY SHIFT CONTROL 11657526(19207)	EA	1	*	*	*	*	*	*			61	16
PH	2520-589-5684	CONTROL, HOUSING ASSEMBLY 11640752 (19207)	EA	1				*	*	*			62	1
PH	5315-839-5822	PIN, COTTER MS9245-63 (96906)	EA	1				*	*	*			65	1
PH	5360-159-3831	SPRING, POPPET 11656996 (19207)	EA	1				*	*	*			65	2

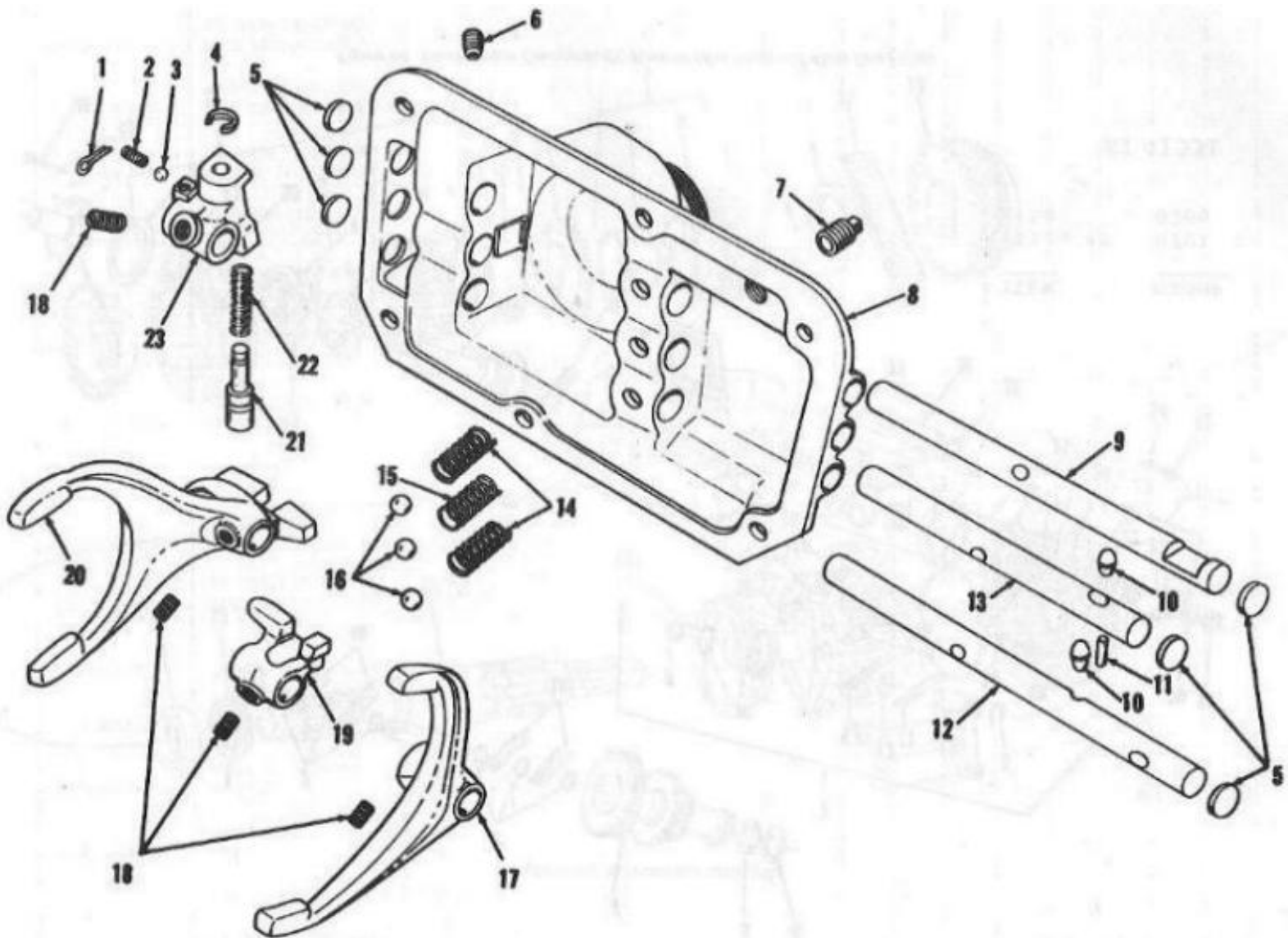


Figure 65: Transmission Top Cover

					(6) 30-day DS maint. allowance			(7) 30-day GS maint. allowance					(10) Illustration	
(1) SMR code	(2) Federal Stock Number	(3) Description Reference Number & Mfg. Code Usable on Code	(4) Unit of meas	(5) Qty inc in unit	(a) 1-20	(b) 21-50	(c) 51-100	(a) 1-20	(b) 21-50	(c) 51-100	(8) 1-yr alw per 100 equip cntgcy	(9) Depot maint alw per 100 equip	(a) Figure No.	(b) Item No.
		0704 TOP COVER ASSEMBLY Continued												
		CONTROL, HOUSING ASSEMBLY-Continued												
PH	3310-151-9125	BALL, STEEL 147485 (00000)	EA	1				*	*	*			65	3
PH	3820-802-7129	WASHER C REVERSE PLUNGER 11656981-2 (19207)	EA	1				*	*	*			65	4
PH	5340-050-1593	PLUG, EXPANSION MS35648-5 (96906)	EA	6				*	*	*			65	5
PH	4730-221-2136	PLUG, SQUARE HEAD PIPE THREAD MS209 13-IS (96906)	EA	1				*	*	*			65	7
PH	2520-499-8876	PLUG, TAPER 7374973 (19207)	EA	1				*	*	*			65	6
X1		HOUSING, SHIFTING CONTROL 11657123 (19207)	EA	1									65	8
PH	2520-152-2511	RAIL, REVERSE SHIFT 11657011 (19207)	EA	1				*	*	*			65	9
X1		SHAFT, INTERLOCK 5250608 (19207)	EA	2									65	10
PH	5315-159-6272	PIN, INTERLOCK 11656995 (19207)	EA	1				*	*	*			65	11
PH	2520-257-0664	RAIL, SHIFT, LOW AND SECOND 11657159 (19207)	EA	1				*	*	*			65	12
PH	2520-268-1265	RAIL, SHIFT, THIRD AND FOURTH 11657528 (19207)	EA	1				*	*	*			65	13
PH	5360-159-3832	SPRING, POPPET 11657013 (19207)	EA	2				*	*	*			65	14
PH	2520-256-7152	SPRING, SHIFTER SHAFT 5250642 (19207)	EA	1				*	*	*			65	15
PH	3110-142-6040	BALL, BEARING MS19061-11(96906)	EA	3				*	*	*			65	16

					(6) 30-day DS maint. allowance			(7) 30-day GS maint. allowance					(10) Illustration	
(1) SMR code	(2) Federal Stock Number	(3) Description Reference Number & Mfg. Code Usable on Code	(4) Unit of meas	(5) Qty inc in unit	(a) 1-20	(b) 21-50	(c) 51-100	(a) 1-20	(b) 21-50	(c) 51-100	(8) 1-yr alw per 100 equip cntgcy	(9) Depot maint alw per 100 equip	(a) Figure No.	(b) Item No.

		0704 TOP COVER ASSEMBLY Continued												
		CONTROL, HOUSING ASSEMBLY-Continued												
PH	2520-589-5688	FORK, FIRST AND SECOND SPEED SHIFT 11657312 (19207)	EA	1	*	*	*	*	*	*			65	17
PH	5305-157-8324	SET SCREW, LOCK, SHIFT FORK AND RAIL END 11641072 (19207)	EA	4	*	*	*	*	*	*			65	18
X1		END RAIL, FIRST AND SECOND SPEED 11657091 (19207)	EA	1	*	*	*	*	*	*			65	19
X1		FORK, THIRD AND FOURTH SPEED SHIFT 11657006 (19207)	EA	1	*	*	*	*	*	*			65	20
PH	2520-476-6508	PLUNGER, REVERSE 11657052 (19207)	EA	1	*	*	*	*	*	*			65	21
PH	5340-249-3598	SPRING, REVERSE PLUNGER 11657150(19207)	EA	1	*	*	*	*	*	*			65	22
PH	2520-152-2513	END RAIL, REVERSE 11657093 (19207)	EA	1	*	*	*	*	*	*			65	23
X20		CAP, TRANSMISSION SHIFTING CONTROL HOUSING 11662552(19207)	EA	1	*	*	*	*	*	*			61	6
PF		PIN, CONTROL HOUSING 11656997(19207)	EA	1	*	*	*	*	*	*			61	7
PH	5305-269-3210	SCREW, 3/8-16 x 7/8 MS90725-59 (96906)	EA	6	*	*	*	*	*	*			62	2
PH	5310-627-6128	WASHER, TO ATTACH HOUSING, LOCK, 3/8 M535335-35 (96906)	EA	6	*	*	*	*	*	*			62	3
PH	2520-589-5684	GASKET, CONTROL HOUSING 11662591 (19207)	EA	1	*	*	*	*	*	*			62	4

Group 08 Transfer and Final Drive Assembly

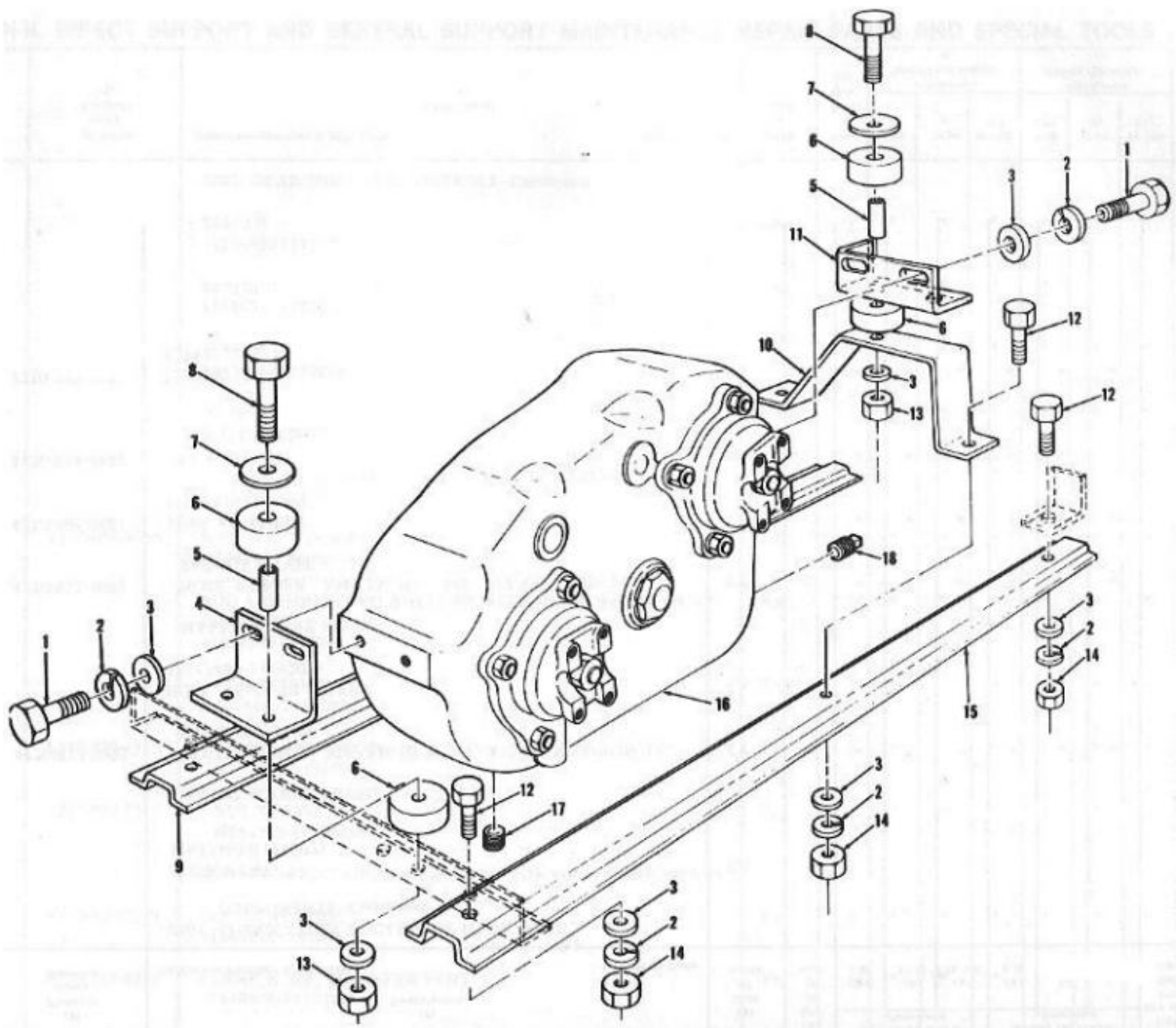


Figure 66: Power Transfer Case and Mounting Parts

Page 165

(1) SMR code	(2) Federal Stock Number	(3) Description Reference Number & Mfg. Code Usable on Code	(4) Unit of meas	(5) Qty inc in unit	(6) 30-day DS maint. allowance			(7) 30-day GS maint. allowance			(8) 1-yr alw per 100 equip cntgcy	(9) Depot maint alw per 100 equip	(10) Illustration	
					(a)	(b)	(c)	(a)	(b)	(c)			(a) Figure No.	(b) Item No.
		GROUP 08-TRANSFER AND FINAL DRIVE ASSEMBLY												

		0801 -POWER TRANSFER ASSEMBLY												
PO	5305-782-9495	SCREW MS907 25-111(96906)	EA	4	*	*	*	*	*	*			66	1
PO	5310-809-5998	WASHER, FLAT MS27183-18 (96906)	EA	8	*	*	*	*	*	*			66	2
PO	5310-584-5272	WASHER, LOCK MS35338-48 (96906)	EA	10	*	*	*	*	*	*			66	3
PO	2520-369-8821	BRACKET, TRANSFER CASE, RIGHT SUPPORT 11656935 (19207)	EA	1	*	*	*	*	*	*			66	4
PO	5365-159-6911	SPACER 11656941 (19207)	EA	4	*	*	*	*	*	*			66	5
PO	5310-436-3412	INSULATOR 11656940 (19207)	EA	8	*	*	*	*	*	*			66	6
PO	5310-159-6270	WASHER 11656939 (19207)	EA	4	*	*	*	*	*	*			66	7
PO	5305-716-8183	SCREW MS90725-116 (96906)	EA	4	*	*	*	*	*	*			66	8
PO	2520-491-6759	SUPPORT, TRANSFER CASE, FRONT 11656954-1(19207)	EA	1	*	*	*	*	*	*			66	9
X20		BRACKET, SUPPORT, LEFT 11656938 (19207)	EA	1	*	*	*	*	*	*			66	10
PO	2520-369-8819	BRACKET, TRANSFER CASE, LEFT 11656936 (19207)	EA	1	*	*	*	*	*	*			66	11
PO	5305-761-4227	SCREW, TO ATTACH FRONT AND REAR SUPPORT MS90726-111(96906)	EA	6	*	*	*	*	*	*			66	12
PO	5310-935-3750	NUT, SELF-LOCKING MS51943-4 (96906)	EA	4	*	*	*	*	*	*			66	13
PO	5310-732-0560	NUT, PLAIN, HEX MS51968-14 (96906)	EA	6	*	*	*	*	*	*			66	14

					(6) 30-day DS maint. allowance			(7) 30-day GS maint. allowance					(10) Illustration	
(1) SMR code	(2) Federal Stock Number	(3) Description Reference Number & Mfg. Code Usable on Code	(4) Unit of meas	(5) Qty inc in unit	(a)	(b)	(c)	(a)	(b)	(c)	(8) 1-yr alw per 100 equip cntgcy	(9) Depot maint alw per 100 equip	(a) Figure No.	(b) Item No.
		0801 POWER TRANSFER ASSEMBLY -Continued												
PO	2520-491-4758	SUPPORT, TRANSFER CASE, REAR 11656954-2 (19207)	EA	1	*	*	*	*	*	*			66	15
POR	2520-917-0837	CASE ASSEMBLY, TRANSFER 11641003 (19207)	EA	1	*	*	*	*	*	*			66	16
PO	4730-138-8196	PLUG, DRAIN 11657517 (19207)	EA	1	*	*	*	*	*	*			66	17
PO	4730-221-2139	PLUG, FILL AND CHECK MS20913-45 (96906)	EA	1	*	*	*	*	*	*			66	18
PF	5315-012-0123	PIN, COTTER, SHAFT NUT MS24665-355 (96906)	EA	3	*	*	*	*	*	*			67	1

PF	5310-159-6278	NUT, HEXAGON, SHAFT 7743652 (19207)	EA	3	*	*	*	*	*	*			67	2
PF	5310-350-5617	WASHER, FLAT, SHAFT NUT 7412534 (19207)	EA	3	*	*	*	*	*	*			67	3
PF	2520-933-3723	YOKE AND GUARD ASSEMBLY 11657437(19207)	EA	2	*	*	*	*	*	*			67	4
X2F		SEAL AND RETAINER ASSEMBLY, SHAFT 11657438(19207)	EA	2	*	*	*	*	*	*			67	5
PF	2520-933-3588	SEAL, INPUT AND OUTPUT SHAFT 11657684 (19207)	EA	1	*	*	*	*	*	*			67	6
X1		RETAINER, INPUT AND OUTPUT SHAFT 11657434 (19207)	EA	1									67	7
PF		GASKET, FRONT BEARING RETAINER (.010 IN. THK) 741205 1-1 (19207)	EA	V	*	*	*	*	*	*			67	8
PF		GASKET, FRONT BEARING RETAINER (.015 IN. THK) 741205-2 (19207)	EA	V	*	*	*	*	*	*			67	8
PF	3110-159-4913	BALL BEARING AND SNAP RING ASSEMBLY SHAFT 11662548 (19207)	EA	2	*	*	*	*	*	*			67	9
PF		STUD, RETAINER 103217 (24617)	EA	8	*	*	*	*	*	*			67	10

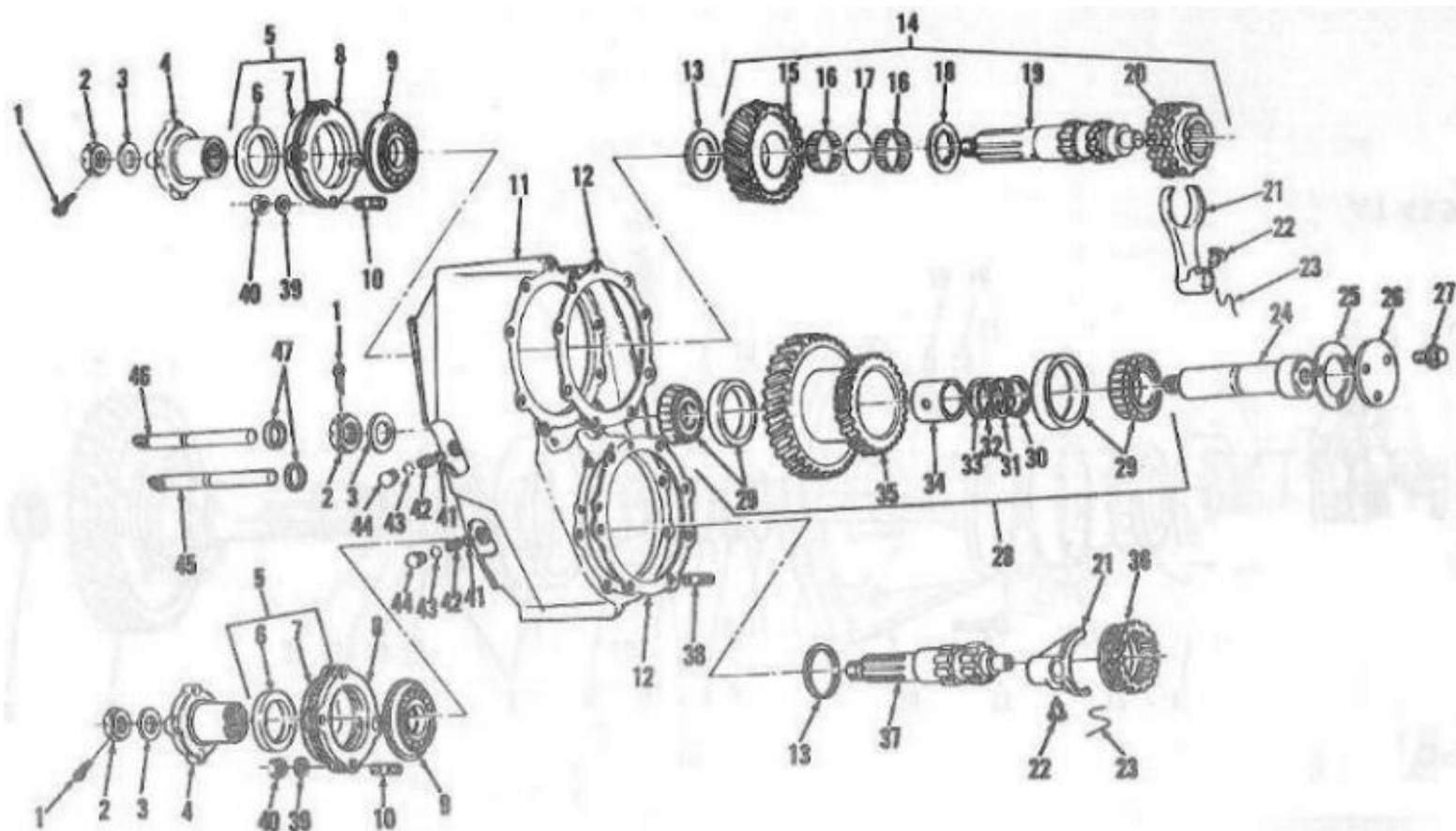


Figure 67: Power Transfer Assembly

Note: Some items pictured are not in this group. See table below to find correct group.

ITEM	GROUP
20, 21, 22, 23, 36, 37, 38, 39, 40, 41, 42, 43, 44, 45, 46, 47	0803

					(6) 30-day DS maint. allowance			(7) 30-day GS maint. allowance					(10) Illustration	
(1) SMR code	(2) Federal Stock Number	(3) Description Reference Number & Mfg. Code Usable on Code	(4) Unit of meas	(5) Qty inc in unit	(a) 1-20	(b) 21-50	(c) 51-100	(a) 1-20	(b) 21-50	(c) 51-100	(8) 1-yr alw per 100 equip cntgcy	(9) Depot maint alw per 100 equip	(a) Figure No.	(b) Item No.
		0801 POWER TRANSFER ASSEMBLY Continued												
X1		CASE, TRANSFER 11662521 (19207)		1	*	*	*	*	*	*			67	11
PF	5330-741-1824	GASKET, REAR BEARING RETAINER 7411824 (19207)	EA	2	*	*	*	*	*	*			67	12
PF	5310-285-2170	WASHER, THRUST, UPPER OUTPUT 7994045 (19207)	EA	2	*	*	*	*	*	*			67	13
PF		SHAFT ASSEMBLY, UPPER DRIVE 11657821 (19207)	EA	1	*	*	*	*	*	*			67	14
X2F		GEAR, UPPER DRIVE SHAFT 7980933 (19207)	EA	1	*	*	*	*	*	*			67	15
PF	3110-198-2494	ROLLER, BEARING, GEAR SHIFT 7342864 (19207)	EA	70	*	*	*	*	*	*			67	16
X2F		SPACER, BEARING 7342723 (19207)	EA	1	*	*	*	*	*	*			67	17
PF		WASHER, THRUST, UPPER SHAFT 7994044 (19207)	EA	1	*	*	*	*	*	*			67	18
PF	2520-401-3816	SHAFT, UPPER DRIVE 7351062 (19207)	EA	1	*	*	*	*	*	*			67	19
PF	2520-379-3891	SHAFT, IDLER GEAR 7342505 (19207)	EA	1	*	*	*	*	*	*			67	24
PF	5330-285-3784	GASKET, IDLER SHAFT COVER 7411885 (19207)	EA	1	*	*	*	*	*	*			67	25
PF	2520-734-2649	COVER, IDLER, SHAFT 7342649 (19207)	EA	1	*	*	*	*	*	*			67	26
PF	5306-472-2763	BOLT, ASSEMBLED WASHER, IDLER SHAFT COVER 187993 (24617)	EA	3	*	*	*	*	*	*			67	27

					(6) 30-day DS maint. allowance			(7) 30-day GS maint. allowance					(10) Illustration	
(1) SMR code	(2) Federal Stock Number	(3) Description Reference Number & Mfg. Code Usable on Code	(4) Unit of meas	(5) Qty inc in unit	(a) 1-20	(b) 21-50	(c) 51-100	(a) 1-20	(b) 21-50	(c) 51-100	(8) 1-yr alw per 100 equip cntgcy	(9) Depot maint alw per 100 equip	(a) Figure No.	(b) Item No.
		0801 POWER TRANSFER ASSEMBLY-Continued												

PF		GEAR ASSEMBLY, IDLER 11657428 (19207)	EA	1	*	*	*	*	*	*		67	28
PF		BEARING, ROLLER, IDLER GEAR 703100 (24617)	EA	1	*	*	*	*	*	*		67	29
PF	2520-734-2496	SHIM, BEARING (.004 IN. THK) 7342496-1 (19207)	EA	V	*	*	*	*	*	*		67	30
PF	2520-734-2495	SHIM, BEARING (.005 IN. THK) 7342496-2 (19207)	EA	V	*	*	*	*	*	*		67	31
PF	2520-734-2494	SHIM, BEARING (.0125 IN. THK) 7342496-3 (19207)	EA	V	*	*	*	*	*	*		67	32
PF	2520-734-2811	SHIM, BEARING (015 IN. THK) 7342496-4 (19207)	EA	V	*	*	*	*	*	*		67	33
PF	3120-734-2500	SPACER, BEARING 7342500 (19207)	EA	1	*	*	*	*	*	*		67	34
X2F		GEAR, IDLER 11657334 (19207)	EA	1	*	*	*	*	*	*		67	35
PF	2520-401-3818	SHAFT, OUTPUT, FRONT AXLE 7351134(19207)	EA	1	*	*	*	*	*	*		67	37
PF		STUD, BEARING RETAINER 103195 (24617)	EA	4	*	*	*	*	*	*		67	38
PF	5310-010-3322	WASHER, LOCK, BEARING RETAINER MS35338-47 (96906)	EA	8	*	*	*	*	*	*		67	39
PF	5310-624-5755	NUT, PLAIN, HEX, BEARING RETAINER MS51968-11 (96906)	EA	8	*	*	*	*	*	*		67	40
PF		RETAINER ASSEMBLY, BEARING 11657820 (19207)	EA	1	*	*	*	*	*	*		68	
PF	5340-741-1882	RING, OUTPUT GEAR SHAFT ROLLER RETAINING SNAP 7980932 (19207)	EA	1	*	*	*	*	*	*		68	1
PF	3110-929-8365	ROLLER, OUTPUT GEAR SHAFT 11657633 (19207)	EA	15	*	*	*	*	*	*		68	2

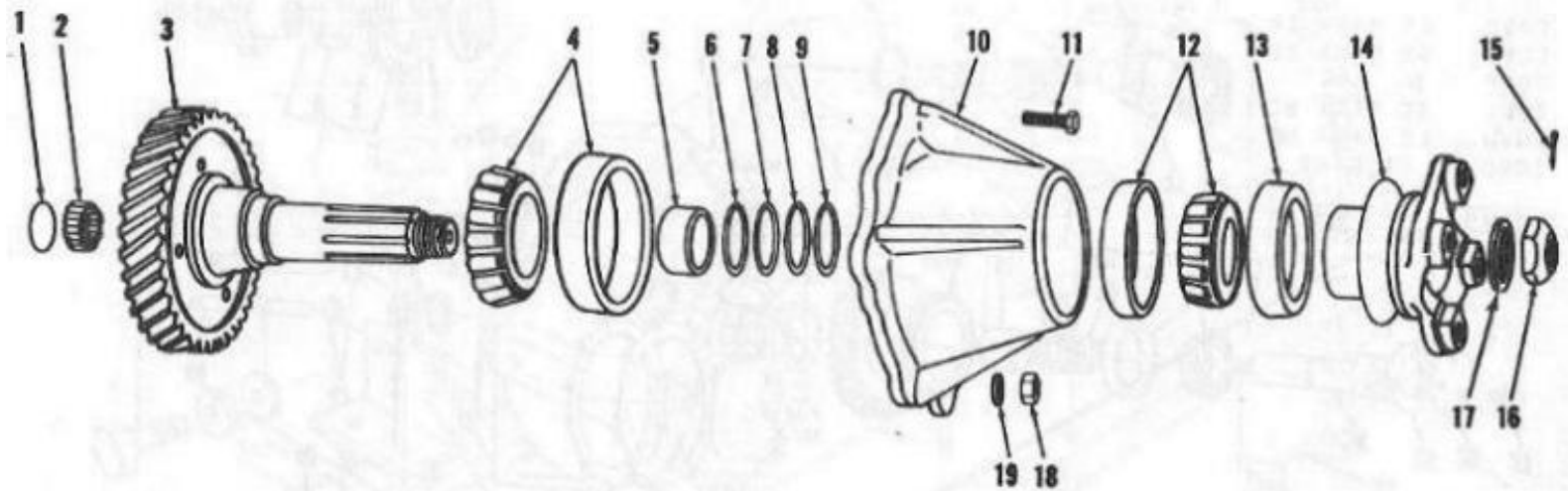


Figure 68: Upper Output Shaft Assembly

				(6) 30-day DS maint. allowance	(7) 30-day GS maint. allowance			(10) Illustration
--	--	--	--	---	---	--	--	----------------------

(1) SMR code	(2) Federal Stock Number	(3) Description Reference Number & Mfg. Code Usable on Code	(4) Unit of meas	(5) Qty inc in unit	(a) 1-20	(b) 21-50	(c) 51-100	(a) 1-20	(b) 21-50	(c) 51-100	(8) 1-yr alw per 100 equip cntgcy	(9) Depot maint alw per 100 equip	(a) Figure No.	(b) Item No.
		0801 POWER TRANSFER ASSEMBLY -Continued												
		RETAINER ASSEMBLY, BEARING Continued												
PF	2520-709-1753	SHAFT, OUTPUT GEAR 7091753 (19207)	EA	1	*	*	*	*	*	*			68	3
PF	3110-100-5937	BEARING, OUTPUT SHAFT, FRONT MS 19081-86 (96906)	EA	1	*	*	*	*	*	*			68	4
X1		SPACER, BEARING 7342501 (19207)	EA	1									68	5
PF	2520-734-2496	SHIM, BEARING 7342496-1 (19207)	EA	V	*	*	*	*	*	*			68	6
PF	2520-734-2495	SHIM, BEARING 7342496-2 (19207)	EA	V	*	*	*	*	*	*			68	7
PF	2520-734-2494	SHIM, BEARING 7342496-3(19207)	EA	V	*	*	*	*	*	*			68	8
PF	2520-734-2811	SHIM, BEARING 7342496-4 (19207)	EA	V	*	*	*	*	*	*			68	9
X1		RETAINER, OUTPUT BEARING 11657288 (19207)	EA	1									68	10
PF		BEARING, OUTPUT SHAFT, REAR 703100 (24617)	EA	1	*	*	*	*	*	*			68	12
PF	2520-933-3588	SEAL, OIL, OUTPUT, SHAFT REAR 11657684 (19207)	EA	1	*	*	*	*	*	*			68	13
PF	2520-933-3723	YOKE AND GUARD ASSEMBLY TRANSFER CASE 11657437 (19207)	EA	1	*	*	*	*	*	*			68	14
PF	5315-017-0123	PIN, COTTER MS24665-355 (96906)	EA	1	*	*	*	*	*	*			68	15
PF	5310-159-6278	NUT 7743652 (19207)	EA	1	*	*	*	*	*	*			68	16
PF	5310-350-5617	WASHER, TO ATTACH YOKE AND GUARD ASSEMBLY 7412534 (19207)	EA	1	*	*	*	*	*	*			68	17

(1) SMR code	(2) Federal Stock Number	(3) Description Reference Number & Mfg. Code Usable on Code	(4) Unit of meas	(5) Qty inc in unit	(6) 30-day DS maint. allowance	(7) 30-day GS maint. allowance	(8) 1-yr alw per 100 equip cntgcy	(9) Depot maint alw per 100 equip	(10) Illustration
		0801 POWER TRANSFER ASSEMBLY Continued							
PF	5305-157-8325	SCREW AND LOCK WASHER 11657433 (19207)	EA	6	*	*	*	*	68

PF	5310-732-0559	NUT MS51968-8 (96906)	EA	2	*	*	*	*	*	*			68	18
PF	5310-261-7340	WASHER MS35338-46 (96906)	EA	2	*	*	*	*	*	*			68	19
X2F		SHAFT ASSEMBLY, PARKING BRAKE OUTPUT 11657819(19207)	EA	1	*	*	*	*	*	*			69	
PF	5340-741-1882	RING, RETAINER, ROLLER BEARING 7980932 (19207)	EA	1	*	*	*	*	*	*			69	1
PF	3110-929-8365	ROLLER, BEARING, OUTPUT SHAFT 11657633 (19207)	EA	15	*	*	*	*	*	*			69	2
PF	2520-709-1753	SHAFT, OUTPUT GEAR 7091753 (19207)	EA	1	*	*	*	*	*	*			69	3
PF		GEAR, SPEEDOMETER DRIVE 7994329 (19207)	EA	1	*	*	*	*	*	*			69	4
PF	2520-734-2499	SPACER, SPEEDOMETER GEAR 7342499 (19207)	EA	1	*	*	*	*	*	*			69	5
PF	5310-261-7340	WASHER MS35338-46 (96906)	EA	2	*	*	*	*	*	*			69	9
PF	5310-732-0559	NUT MS51968-8 (96906)	EA	2	*	*	*	*	*	*			69	10
PF	2520-933-3588	SEAL, OIL OUTPUT SHAFT 11657684 (19207)	EA	1	*	*	*	*	*	*			69	11
X20		FLANGE, OUTPUT SHAFT 11657435 (19207)	EA	1	*	*	*	*	*	*			69	12
PO	5315-012-0123	PIN, COTTER, OUTPUT SHAFT FLANGE MS24665-355 (96906)	EA	1	*	*	*	*	*	*			69	13

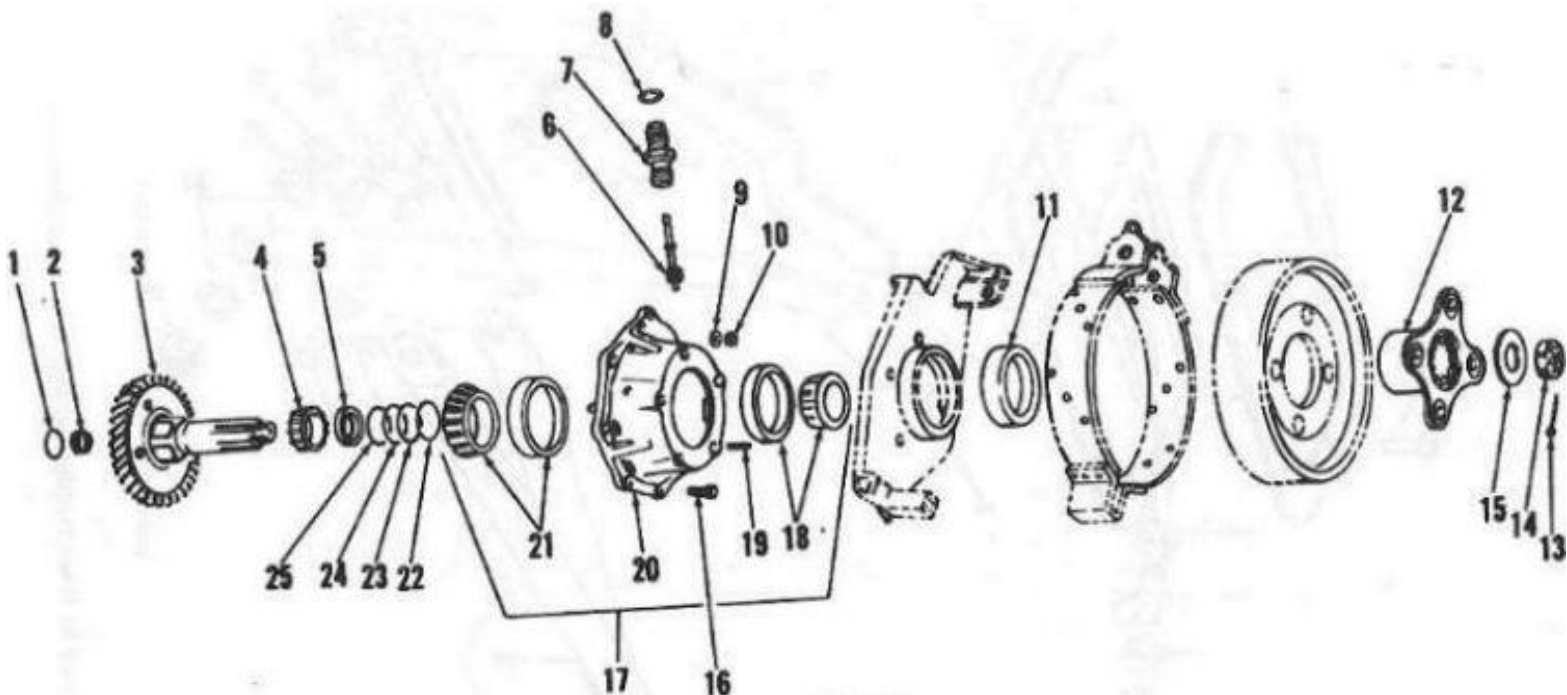


Figure 69: Parking Brake and Output Shaft and Related Parts

Note: Some items pictured are not in this group. See table below to find correct group.

ITEM	GROUP
6, 7, 8	4701

					(6) 30-day DS maint. allowance			(7) 30-day GS maint. allowance					(10) Illustration	
(1) SMR code	(2) Federal Stock Number	(3) Description Reference Number & Mfg. Code Usable on Code	(4) Unit of meas	(5) Qty inc in unit	(a) 1-20	(b) 21-50	(c) 51-100	(a) 1-20	(b) 21-50	(c) 51-100	(8) 1-yr alw per 100 equip cntgcy	(9) Depot maint alw per 100 equip	(a) Figure No.	(b) Item No.
		0801 POWER TRANSFER ASSEMBLY-Continued												
		SHAFT ASSEMBLY, PARKING BRAKE OUTPUT-Continued												
PO	5310-159-6278	NUT, OUTPUT FLANGE 7743652 (19207)	EA	1	*	*	*	*	*	*			69	14
PO		WASHER, OUTPUT FLANGE 7412534 (19207)	EA	1	*	*	*	*	*	*			69	15
PF	5305-157-8325	SCREW AND LOCK WASHER 11657433 (19207)	EA	6	*	*	*	*	*	*			69	16
PF		RETAINER ASSEMBLY, BEARING 7342860 (19207)	EA	1	*	*	*	*	*	*			69	17
PF		BEARING ASSEMBLY, REAR 703100 (24617)	EA	1	*	*	*	*	*	*			69	18
PF		STUD,BRAKE SUPPORT MOUNTING 103195 (24617)	EA	5	*	*	*	*	*	*			69	19
X2F		RETAINER AND BAFFLE ASSEMBLY 11657436 (19207)	EA	1	*	*	*	*	*	*			69	20
PF	3110-100-5937	BEARING ASSEMBLY, FRONT MS19081-86 (96906)	EA	1	*	*	*	*	*	*			69	21
PF	2520-734-2496	SHIM, BEARING (.004 IN THK) 7342496-1 (19207)	EA	V	*	*	*	*	*	*			69	22
PF	2520-734-2495	SHIM, BEARING (.005 IN THK) 7342496-2 (19207)	EA	V	*	*	*	*	*	*			69	23
PF	2520-734-2494	SHIM, BEARING (.0125 IN THK) 7342496-3 (19207)	EA	V	*	*	*	*	*	*			69	24
PF	2520-734-2811	SHIM, BEARING (.015 IN THK) 7342496-4 (19207)	EA	V	*	*	*	*	*	*			69	25
		0803-GEAR SHIFT AND CONTROLS												
PF	2520-741-2043	CLUTCH, SLIDING, HIGH-LOW 7980934 (19207)	EA	1	*	*	*	*	*	*			67	20
PF	2520-709-1754	YOKE-FORK SHIFT 7091754 (19207)	EA	2	*	*	*	*	*	*			67	21

				(6) 30-day DS maint. allowance	(7) 30-day GS maint. allowance			(10) Illustration

(1) SMR code	(2) Federal Stock Number	(3) Description Reference Number & Mfg. Code Usable on Code	(4) Unit of meas	(5) Qty inc in unit	(a) 1-20	(b) 21-50	(c) 51-100	(a) 1-20	(b) 21-50	(c) 51-100	(8) 1-yr alw per 100 equip cntgcy	(9) Depot maint alw per 100 equip	(a) Figure No.	(b) Item No.
		0803-GEAR SHIFT AND CONTROLS-Continued												
PF	2520-986-5302	SCREW, YOKE LOCK 7994043 (19207)	EA	2	*	*	*	*	*	*			67	22
PF	2520-737-5412	WIRE, LOCK 22-W-1630 (81349)	EA	2	*	*	*	*	*	*			67	23
PF		GEAR, SLIDING, OUTPUT SHAFT 7980935 (19207)	EA	1	*	*	*	*	*	*			67	36
PF	3110-151-9123	BALL, SHIFT RAIL POPPET MS 19059-90 (96906)	EA	2	*	*	*	*	*	*			67	41
PF	2520-735-1126	SPRING, SHIFT RAIL POPPET 7351125 (19207)	EA	2	*	*	*	*	*	*			67	42
PF	2520-923-6128	GASKET, SHIFT RAIL POPPET SCREW 11662559 (19207)	EA	2	*	*	*	*	*	*			67	43
PF	2520-986-5302	SCREW, SHIFT RAIL POPPET 11657411 (19207)	EA	2	*	*	*	*	*	*			67	44
PF	2520-734-2859	RAIL, CLUTCH, SHIFT 734859 (19207)	EA	1	*	*	*	*	*	*			67	45
PF	2520-734-2858	RAIL, TRANSFER CASE, SECOND SPEED SHIFT 7342858(19207)	EA	1	*	*	*	*	*	*			67	46
PF	5330-250-9946	SEAL, TRANSFER CASE SHIFT RAIL OIL 11657689 (19207)	EA	2	*	*	*	*	*	*			67	47
PO	5315-846-1270	PIN, CLEVIS SHIFT ROD ASSEMBLY MS35810-35 (96906)	EA	2	*	*	*	*	*	*			70	1
PO	5315-842-3044	PIN, COTTER MS24665-383 (96906)	EA	4	*	*	*	*	*	*			70	2
PO	5310-080-6004	WASHER MS27183-14 (96906)	EA	3	*	*	*	*	*	*			70	3
PO		ROD ASSEMBLY, HI-LO SHIFT 11656927 (19207)	EA	1	*	*	*	*	*	*			70	4

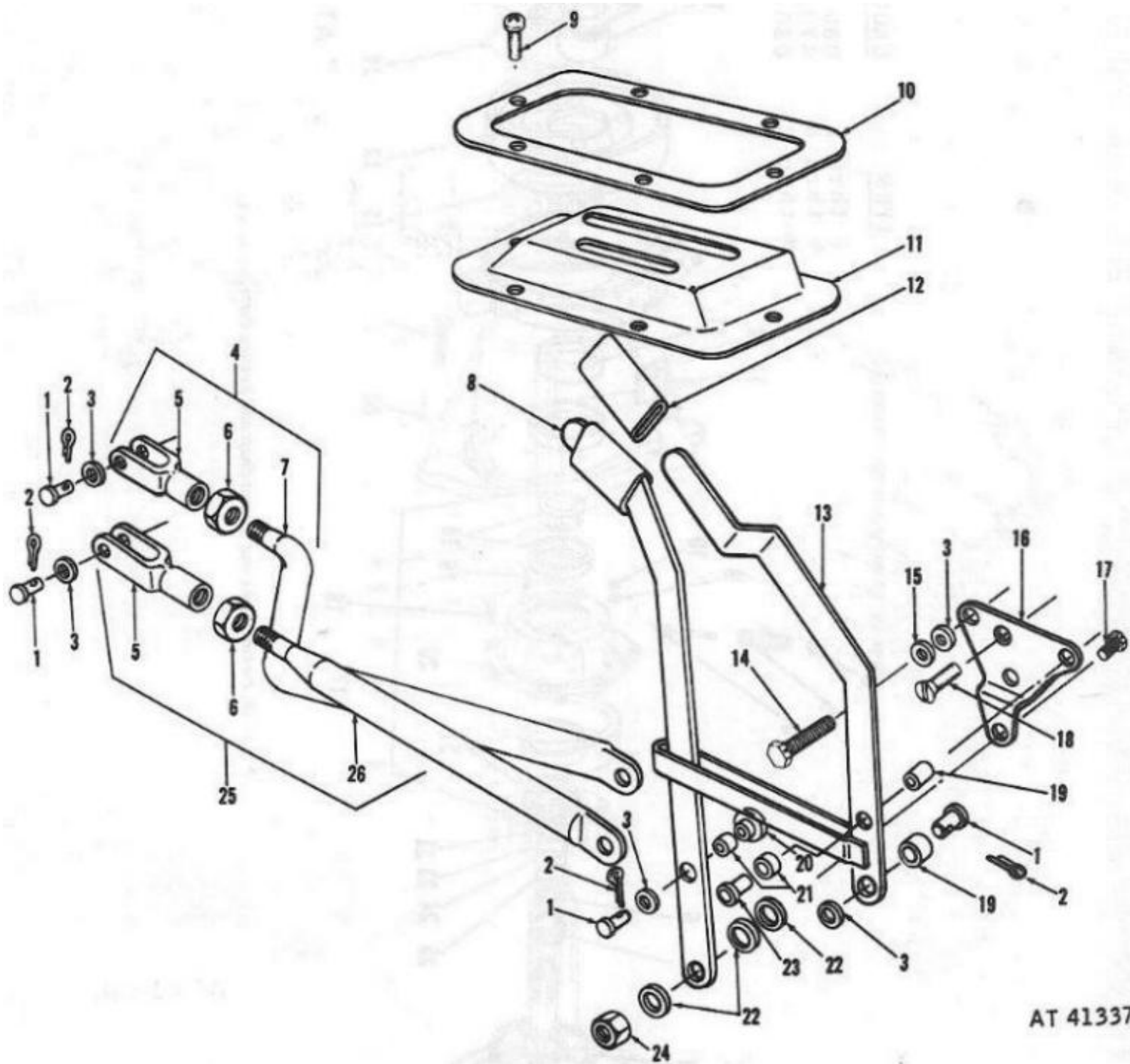


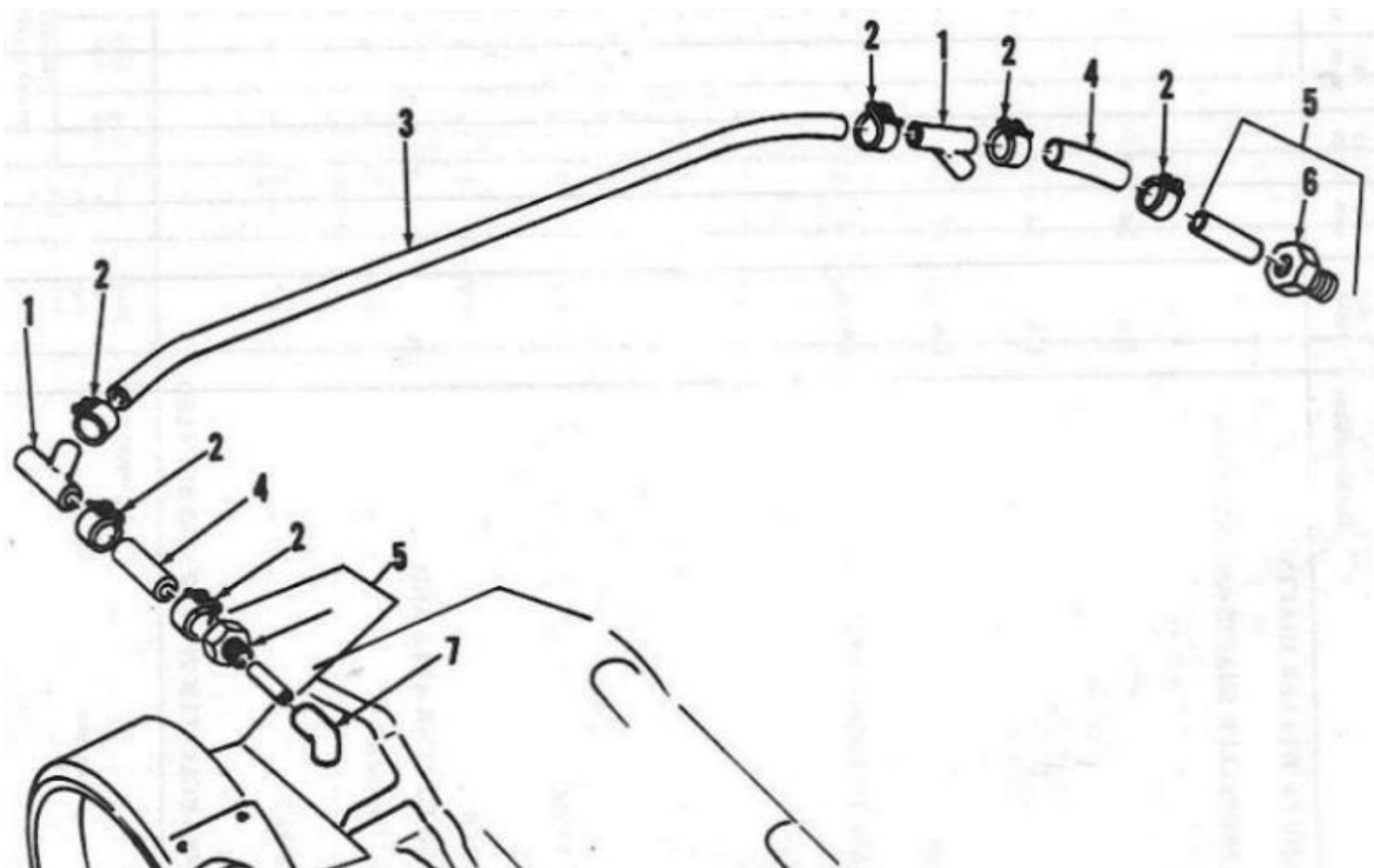
Figure 70: Power Transfer Gear Shift Levers and Related Parts

				(6) 30-day DS maint. allowance	(7) 30-day GS maint. allowance			(10) Illustration
--	--	--	--	---	---	--	--	----------------------

(1) SMR code	(2) Federal Stock Number	(3) Description Reference Number & Mfg. Code Usable on Code	(4) Unit of meas	(5) Qty inc in unit	(a) 1-20	(b) 21-50	(c) 51-100	(a) 1-20	(b) 21-50	(c) 51-100	(8) 1-yr alw per 100 equip cntgcy	(9) Depot maint alw per 100 equip	(a) Figure No.	(b) Item No.
		0803- GEAR SHIFT AND CONTROLS - Continued												
X20		ROD ASSEMBLY. HI-LO SHIFT 11656928 (19207)	EA	1	*	*	*	*	*	*			70	7
X20		LEVER ASSEMBLY, TWO WHEEL DRIVE TO FOUR WHEEL DRIVE SHIFT 11656930 (19207)	EA	1	*	*	*	*	*	*			70	8
PO	5305-056-9945	SCREW, TO ATTACH RETAINER MS24621-18 (96906)	EA	5	*	*	*	*	*	*			70	9
PO	2990-455-1276	RETAINER, SHIFT LEVER SEAL 11657302 (19207)	EA	1	*	*	*	*	*	*			70	10
PO	5330-157-6257	SEAL. TRANSFER CASE SHIFT LEVER 11657228 (19207)	EA	1	*	*	*	*	*	*			70	11
MO		TUBING, LEVER HANDGRIP 11656949 (19207)	EA	1	*	*	*	*	*	*			70	12
		MANUFACTURE FROM:												
PO	4720-270-3941	HOSE 3.5 IN LG ANS 3208 (NO REFERENCE NUMBER FOR THIS PART)	IN	V	*	*	*	*	*	*				
X20		LEVER ASSEMBLY, TRANSFER, HI-LO SHIFT 11656932 (19207)	EA	1	*	*	*	*	*	*			70	13
PO	5305-269-4511	SCREW MS90725-63 (96906)	EA	1	*	*	*	*	*	*			70	14
PO	5310-637-9541	WASHER, TO ATTACH BRACKET MS 35338-46 (96906)	EA	3	*	*	*	*	*	*			70	15
X20		BRACKET, TRANSFER CASE SHIFT LEVERS AND HANDBRAKE LEVERS SUPPORT 11656948(19207)	EA	1	*	*	*	*	*	*			70	16
PO	5305-269-3240	SCREW MS90727-46 (96906)	EA	1	*	*	*	*	*	*			70	17
PO	5305-959-2724	SCREW MS35 190-320 (96906)	EA	1	*	*	*	*	*	*			70	18

(1) SMR code	(2) Federal Stock Number	(3) Description Reference Number & Mfg. Code Usable on Code	(4) Unit of meas	(5) Qty inc in unit	(6) 30-day DS maint. allowance	(7) 30-day GS maint. allowance	(8) 1-yr alw per 100 equip cntgcy	(9) Depot maint alw per 100 equip	(10) Illustration	(a) Figure No.	(b) Item No.
		0803-GEAR SHIFT AND CONTROLS-Continued									

PO		SPACER 11656950 (19207)	EA	1	*	*	*	*	*	*			70	19
PO		BUSHING 11656952 (19207)	EA	1	*	*	*	*	*	*			70	20
PO		SPACER 11656953 (19207)	EA	1	*	*	*	*	*	*			70	21
PO		WASHER 8687086 (19207)	EA	3	*	*	*	*	*	*			70	22
PO		BUSHING, TRANSFER CASE, HI-LO LEVER ASSEMBLY 11656951 (19207)	EA	1	*	*	*	*	*	*			70	23
PO	5310-059-9264	NUT, SELF LOCKING MS21045-C6 (96906)	EA	1	*	*	*	*	*	*			70	24
PO		ROD ASSEMBLY, TWO WHEEL DRIVE TO FOUR WHEEL DRIVE, COMPLETE 11656924 (19207)	EA	1	*	*	*	*	*	*			70	25
X20		ROD ASSEMBLY 11656925(19207)	EA	1	*	*	*	*	*	*			70	26
PO	5340-930- 1755	CLEVIS, SHIFT ROD MS35812-5 (96906)	EA	1	*	*	*	*	*	*			70	5
PO	5310-880-7745	NUT, CLEVIS MS51968-11 (96906)	EA	1	*	*	*	*	*	*			70	6
		0804-LUBRICATION, COOLING OR HYDRAULIC COMPONENTS												
PO	4730-139-3904	TEE, VENT HOSE 11640795 (19207)	EA	1	*	*	*	*	*	*			71	1
PO	4730-137-9236	CLAMP, HOSE, TRANSFER VENT 11640805-3 (19207)	EA	6	*	*	*	*	*	*			71	2






Figure 71: Power Transfer Vent Tubing

Page 175

(1) SMR code	(2) Federal Stock Number	(3) Description Reference Number & Mfg. Code Usable on Code	(4) Unit of meas	(5) Qty inc in unit	(6) 30-day DS maint. allowance			(7) 30-day GS maint. allowance			(8) 1-yr alw per 100 equip cntgcy	(9) Depot maint alw per 100 equip	(10) Illustration	
					(a) 1-20	(b) 21-50	(c) 51-100	(a) 1-20	(b) 21-50	(c) 51-100			(a) Figure No.	(b) Item No.
		0804-LUBRICATION, COOLING OF HYDRAULIC COMPONENTS-Continued												
MO		HOSE, VENT 11657469-8 (19207)	EA	1									71	3
		MANUFACTURE FROM:												
PO	4720-912-3092	HOSE, RUBBER, .204, .236 ID X .348, .472 OD X 35.00 IN. LG., SAE 3OR2, TYPE 1	FT	V	*	*	*	*	*	*				
MO		HOSE, VENT, TRANSFER 11657469-2 (19207)	EA	2									71	4
		MANUFACTURE FROM:	EA		*	*	*	*	*	*				
PO	4720-912-3092	HOSE, RUBBER, .204, .236 ID x .348, .472, OD x 3 IN. LG., SAE 3OR2, TYPE 1	FT	V	*	*	*	*	*	*				
PO	4710-495-0181	TUBE ASSEMBLY 11657455 (19207)	EA	2	*	*	*	*	*	*			71	5
PO	4730-014-2432	NUT, 7/16-24 142432 (24617)	EA	2	*	*	*	*	*	*			71	6
PO	4730-277-8273	ELBOW, 90° 137421 (24617)	EA	1	*	*	*	*	*	*			71	7

GROUP 09 Propeller and Propeller Shafts

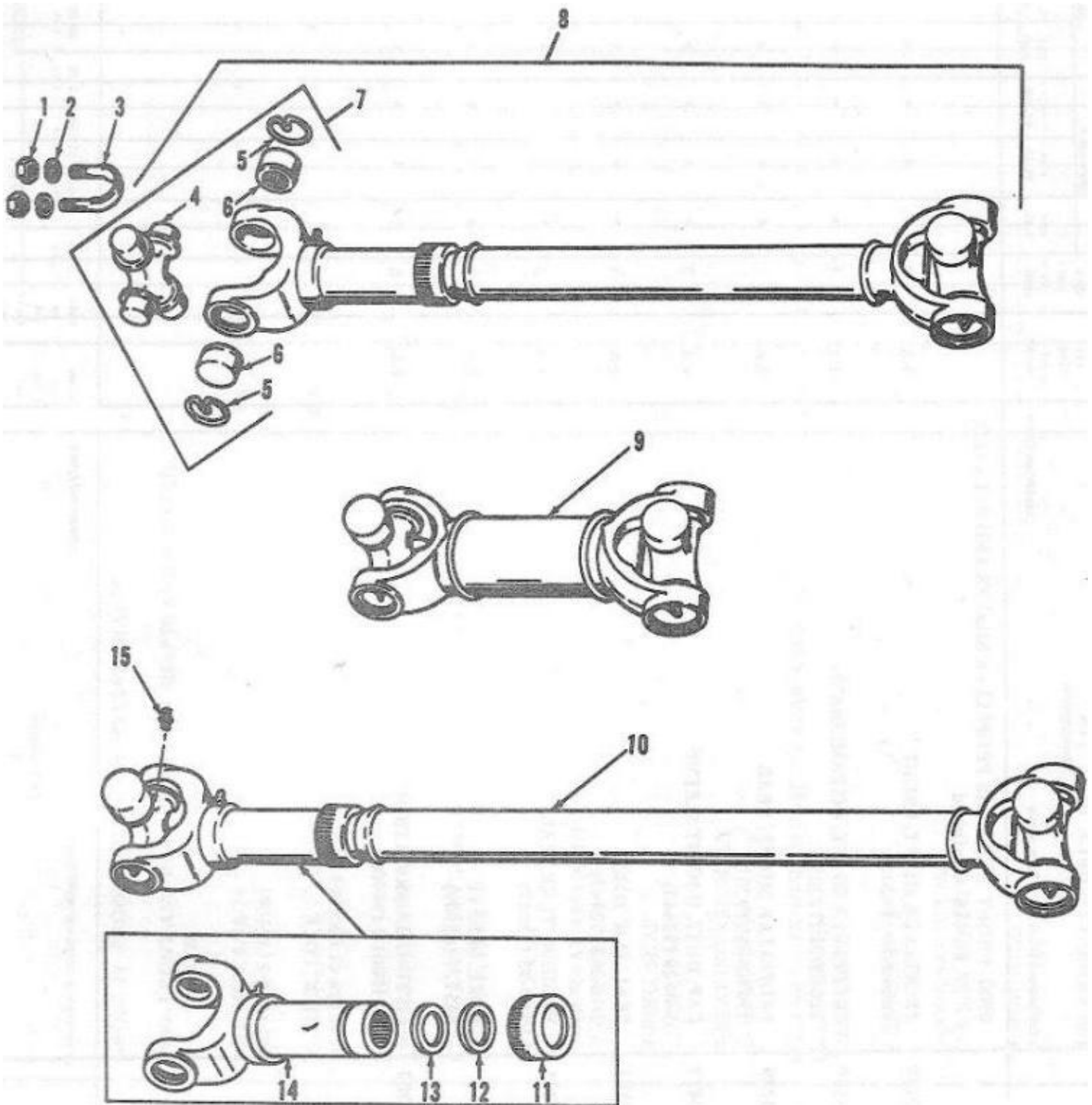


Figure 72: Propeller Shafts

				(6) 30-day DS maint. allowance	(7) 30-day GS maint. allowance			(10) Illustration
--	--	--	--	---	---	--	--	----------------------

(1) SMR code	(2) Federal Stock Number	(3) Description Reference Number & Mfg. Code Usable on Code	(4) Unit of meas	(5) Qty inc in unit	(a) 1-20	(b) 21-50	(c) 51-100	(a) 1-20	(b) 21-50	(c) 51-100	(8) 1-yr alw per 100 equip cntgcy	(9) Depot maint alw per 100 equip	(a) Figure No.	(b) Item No.
		GROUP 09 PROPELLER AND PROPELLER SHAFTS												
		0900-FRONT AND REAR PROPELLER SHAFTS AND RELATED PARTS												
PO	5310-880-7746	NUT,HEX,5/16-24 MS51968-5 (96906)	EA	24	*	*	*	*	*	*			72	1
PO	5310-407-9566	WASHER, LOCK MS353-38-45 (96906)	EA	24	*	*	*	*	*	*			72	2
PO	5306-174-4312	BOLT, U 5307299 (19207)	EA	12	*	*	*	*	*	*			72	3
PO	2520-933-3711	KIT, PARTS, TRANSFER CASE TO FRONT AXLE 5704415 (19207)	EA	1	*	*	*	*	*	*			72	7
		COMPOSED OF												
X1		1-JOURNAL ASSEMBLY 2-5-528 (72447)											72	4
X1		4-RING, SNAP 2-7-29 (72447)											72	5
X1		4-BEARING ASSEMBLY 2-938X (72447)											72	6
PO	2520-927-3331	KIT, PARTS, TRANSFER CASE TO REAR AXLE AND TRANSMISSION 5-266X (72477)	EA	1	*	*	*	*	*	*			72	7
		COMPOSED OF												
X1		1-JOURNAL (CROSS) 2-5-368X (72477)											72	4
X1		4-SNAP RING 2-7-29 (72447)											72	5
X1		4-BEARING ASSEMBLY 2-6-948X (72447)											72	6

(1) SMR code	(2) Federal Stock Number	(3) Description Reference Number & Mfg. Code Usable on Code	(4) Unit of meas	(5) Qty inc in unit	(6) 30-day DS maint. allowance	(7) 30-day GS maint. allowance	(8) 1-yr alw per 100 equip cntgcy	(9) Depot maint alw per 100 equip	(10) Illustration
		0900-FRONT AND REAR PROPELLER SHAFTS AND RELATED PARTS Continued							
PO	2520-933-3288	PROPELLER SHAFT, FRONT 11640964 (19207)	EA	1	*	*	*	*	72 8

PO	2520-933-3589	PROPELLER SHAFT, INTERMEDIATE 11640987 (19207)	EA	1	*	*	*	*	*	*			72	9
PO	2520-933-3289	PROPELLER SHAFT, REAR 11640965 (19207)	EA	1	*	*	*	*	*	*			72	10
PO	2520-535-0473	CAP, DUST, U-JOINT SLEEVE 3-14-39 (72447)	EA	2	*	*	*	*	*	*			72	11
PO	2520-929-8287	SEAL, SLIP YOKE 2-16-263 (72447)	EA	3	*	*	*	*	*	*			72	12
PO	5310-886-7225	WASHER, YOKE SEAL 3-15-33 (72447)	EA	3	*	*	*	*	*	*			72	13
X20		YOKE, SLEEVE 945727 (65909)	EA	2	*	*	*	*	*	*			72	14
PO	4730-050-4203	FITTING, LUBRICATION MS15001-1 (96906)	EA	6	*	*	*	*	*	*			72	15

GROUP 10 Front Axle

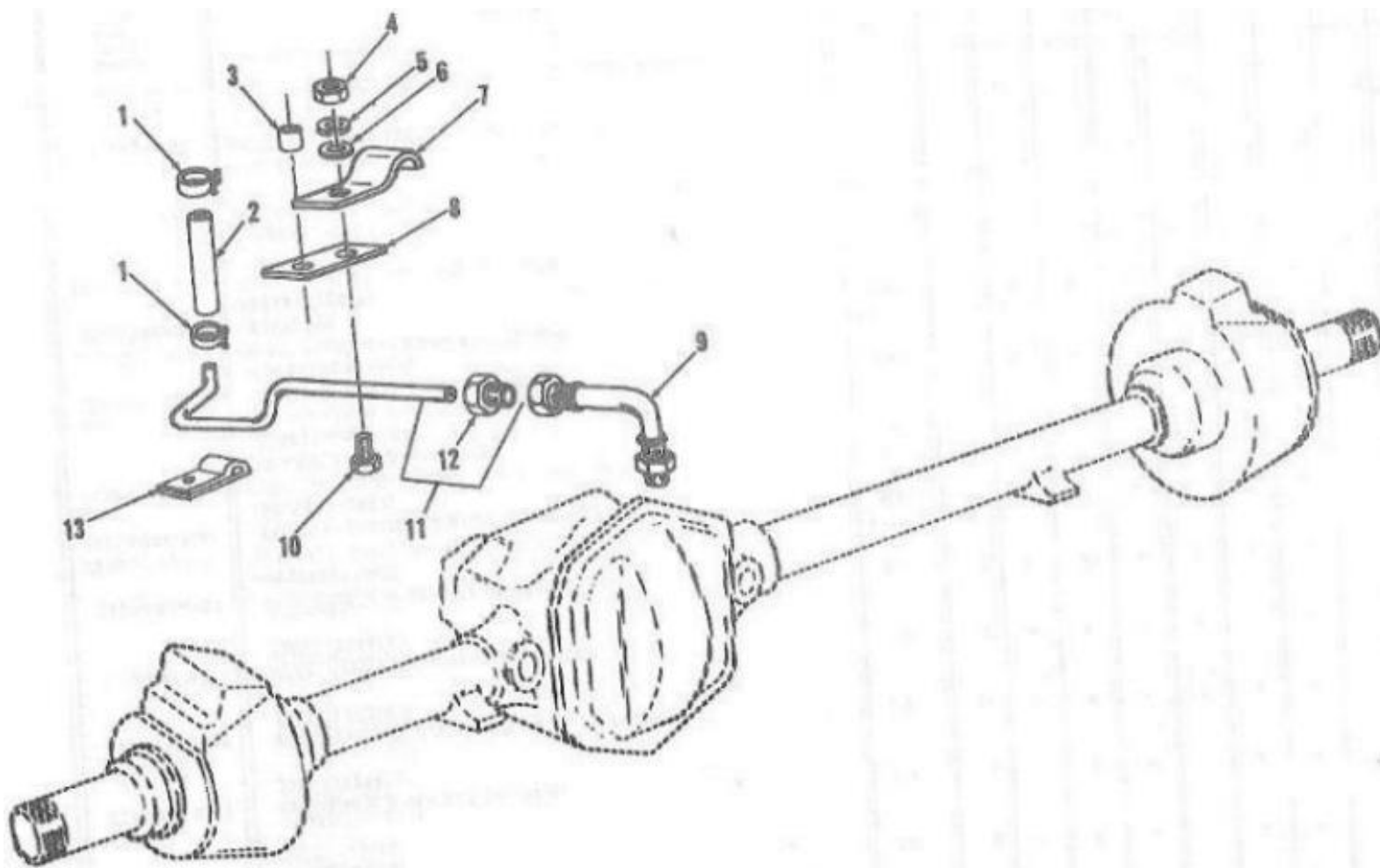


Figure 73: Front Axle Breather Parts

Page 185

				(6) 30-day DS maint. allowance	(7) 30-day GS maint. allowance			(10) Illustration
--	--	--	--	---	---	--	--	----------------------

(1) SMR code	(2) Federal Stock Number	(3) Description Reference Number & Mfg. Code Usable on Code	(4) Unit of meas	(5) Qty inc in unit	(a) 1-20	(b) 21-50	(c) 51-100	(a) 1-20	(b) 21-50	(c) 51-100	(8) 1-yr alw per 100 equip cntgcy	(9) Depot maint alw per 100 equip	(a) Figure No.	(b) Item No.
		GROUP 10 FRONT AXLE												
		1000-FRONT AXLE ASSEMBLY												
PO	4730-137~9236	CLAMP, HOSE FRONT AXLE VENT TUBE 11640805-3 (19207)	EA	2	*	*	*	*	*	*			73	1
MO		HOSE, FRONT AXLE VENT TUBE 11657469-2(19207)	EA	1									73	2
		MANUFACTURE FROM:												
PO	4720-912-3092	HOSE, RUBBER, .204, .236 ID x .348, .472, OD x 3 IN. LG., SAE 3OR2, TYPE 1	FT	V	*	*	*	*	*	*				
PO	2540-461-2758	SPACER, BRACKET 11657453 (19207)	EA	1	*	*	*	*	*	*			73	3
PO	5310-768-0319	NUT, HEX, VENT TUBE CLIP MS51968-2 (96906)	EA	1	*	*	*	*	*	*			73	4
PO	5310-637-9541	WASHER, LOCK VENT TUBE CLIP MS35338-44 (96906)	EA	1	*	*	*	*	*	*			73	5
PO	5310-809-4058	WASHER, FLAT, VENT TUBE CLIP MS27183-10 (96906)	EA	1	*	*	*	*	*	*			73	6
PO	5340-158-0122	CLIP, VENT TUBE TO OIL PAN 11657448 (19207)	EA	1	*	*	*	*	*	*			73	7
X20		BRACKET, VENT TUBE 11657452(19207)	EA	1	*	*	*	*	*	*			73	8
PO	4720-165-4959	HOSE ASSEMBLY, FRONT AXLE VENT 11662529 (19207)	EA	1	*	*	*	*	*	*			73	9
PO	2920-610-7841	SCREW, VENT TUBE CLIP MS90726-6 (96906)	EA	1	*	*	*	*	*	*			73	10
PO	4720-165-4957	TUBE ASSEMBLY, FRONT AXLE VENT 11657451 (19207)	EA	1	*	*	*	*	*	*			73	11
PO	4730-014-2432	NUT, VENT TUBE 142432 (24617)	EA	1	*	*	*	*	*	*			73	12

					(6) 30-day DS maint. allowance			(7) 30-day GS maint. allowance					(10) Illustration	
(1) SMR code	(2) Federal Stock Number	(3) Description Reference Number & Mfg. Code Usable on Code	(4) Unit of meas	(5) Qty inc in unit	(a) 1-20	(b) 21-50	(c) 51-100	(a) 1-20	(b) 21-50	(c) 51-100	(8) 1-yr alw per 100 equip cntgcy	(9) Depot maint alw per 100 equip	(a) Figure No.	(b) Item No.
		1000-FRONT AXLE ASSEMBLY Continued												
PO	5340-391-3830	CLIP, VENT TUBE SUPPORT 125912 (24617)	EA	2	*	*	*	*	*	*			73	13

PFR	2520-133-9634	AXLE ASSEMBLY, FRONT, COMPLETE WITH DRUMS AND HUBS 990148 (65909)	EA	1	*	*	*	*	*	*			74	
X2F		HOUSING DIFFERENTIAL 25735X (72447)	EA	1	*	*	*	*	*	*			74	8
PF	2530-928-6155	SEAL, AXLE SHAFT, INNER 32542-1 (72447)	EA	2	*	*	*	*	*	*			74	9
PH	2530-928-6156	GUIDE, AXLE SHAFT, INNER 919328 (72447)	EA	2				*	*	*			74	10
PH	2520-080-9858	BUSHING, AXLE SHAFT 30864 (72447)	EA	2				*	*	*			74	11
PH	2530-929-8324	SHAFT, AXLE, RIGHT 902419-1 (72447)	EA	1				*	*	*			74	12
X2F		COVER, CARRIER 25724X (72447)	EA	1	*	*	*	*	*	*			74	23
X2F		COVER, CARRIER 34644 (72447)	EA	1	*	*	*	*	*	*			74	24
PO	4730-050-4208	PLUG, FILLER 103869 (24617)	EA	1	*	*	*	*	*	*			74	25
PF	5310-151-9072	WASHER, COVER BOLTS 500365-26 (72447)	EA	2	*	*	*	*	*	*			74	26
PF		SCREW AND LOCK WASHER, HEX HEAD 423351 (24617)	EA	10	*	*	*	*	*	*			74	29
PF	2530-933-3578	GASKET, GEAR CARRIER COVER 11640759 (19207)	EA	1	*	*	*	*	*	*			74	30
PO	4730-927-3347	PLUG, DRAIN (MAGNETIC) 11640778 (19207)	EA	1	*	*	*	*	*	*			74	42

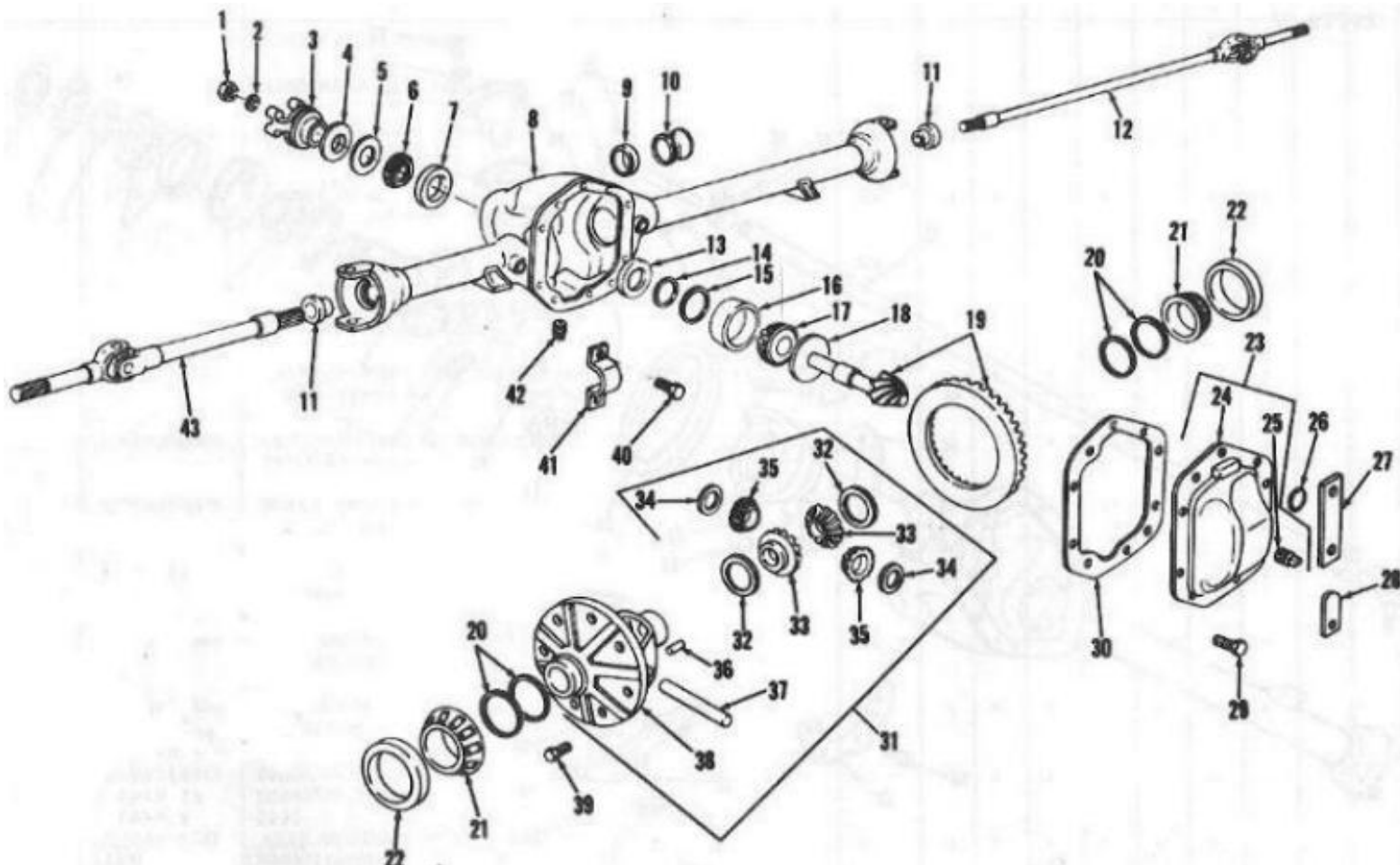


Figure 74: Front Axle Differential and Related Parts

Note: Some items pictured are not in this group. See table below to find correct group.

ITEM	GROUP
8, 9, 10, 11, 12, 23, 24, 25, 26, 29, 30, 42, 43	1000
27, 28	2210

Page 187

(1) SMR code	(2) Federal Stock Number	(3) Description Reference Number & Mfg. Code Usable on Code	(4) Unit of meas	(5) Qty inc in unit	(6) 30-day DS maint. allowance			(7) 30-day GS maint. allowance			(8) 1-yr alw per 100 equip cntgcy	(9) Depot maint alw per 100 equip	(10) Illustration	
					(a)	(b)	(c)	(a)	(b)	(c)			(a) Figure No.	(b) Item No.
		1000 FRONT AXLE ASSEMBLY Continued												
PH	2530-933-3530	SHAFT, AXLE, LEFT 902419-2 (72447)	EA					*	*	*			74	43
		1002 DIFFERENTIAL												
PH	5310-931-8182	NUT, PINION DRIVE 30271 (72447)	EA					*	*	*			74	1
PH	5310-641-9696	WASHER, DRIVE PINION NUT 30275 (72447)	EA					*	*	*			74	2
PH	2580-929-6150	YOKE ASSEMBLY, COMPANION 2-4-3801X (72447)	EA					*	*	*			74	3
PH	2530-928-6149	SEAL, OIL PINION DRIVE 35725 (72447)	EA					*	*	*			74	4
PH	5310-816-2535	WASHER, FLAT, OIL SLINGER 30273 (72447)	EA					*	*	*			74	5
PH	3110-580-3708	CONE AND ROLLERS, PINION BEARING, OUTER 550358 (72447)	EA					*	*	*			74	6
PH	3110-580-3709	CUP, PINION BEARING, OUTER 550359 (72447)	EA					*	*	*			74	7
X2H		GUARD, OIL PINION BEARINGS, FRONT 30982 (72447)	EA					*	*	*			74	13
PH	2530-927-3337	SHIM SET, PINION BEARING ADJUSTING 5704422 (19207)	EA					*	*	*			74	
		COMPOSED OF:												
PH	2520-061-6847	2-SHIM (.003) 30272-1 (72447)											74	14
PH	2520-061-6848	2-SHIM (.005) 30272-2 (72447)											74	14
PH	2520-061-6849	2-SHIM (.010) 30272-3 (72447)											74	14

Page 188

					(6) 30-day DS maint. allowance			(7) 30-day GS maint. allowance					(10) Illustration	
(1) SMR code	(2) Federal Stock Number	(3) Description Reference Number & Mfg. Code Usable on Code	(4) Unit of meas	(5) Qty inc in unit	(a) 1-20	(b) 21-50	(c) 51-100	(a) 1-20	(b) 21-50	(c) 51-100	(8) 1-yr alw per 100 equip cntgcy	(9) Depot maint alw per 100 equip	(a) Figure No.	(b) Item No.
		1002 DIFFERENTIAL Continued												
		SHIM SET, PINION BEARING ADJUSTING Continued												
PH	5340-062-7200	2-SHIM (.030) 30272-4 (72447)											74	14
X1		2-SHIM (.003) 30291-1 (95019)											74	15
X1		2-SHIM (.005) 30291-2 (95019)											74	15
X1		2-SHIM (.010) 30291-3 (95019)											74	15
PH	3110-691-2512	CUP, PINION BEARING, INNER 550361(72447)	EA	1				*	*	*			74	16
PH	3110-691-2511	CONE AND ROLLERS PINION BEARING, INNER 550360 (72447)	EA	1				*	*	*			74	17
X2H		SLINGER, PINION BEARING, OUTER 34643 (72447)	EA	1				*	*	*			74	18
PH	2520-933-3281	GEAR AND PINION 11640757 (19207)	EA	1				*	*	*			74	19
PH	2520-928-6151	SHIM SET, DIFFERENTIAL BEARING ADJUSTMENT 919619 (65909)	EA	1				*	*	*			74	20
		COMPOSED OF:												
X1		2-SHIM (.003) 30276-1 (95019)												
X1		2-SHIM (.005) 30276-2 (95019)												
X1		3-SHIM (.010) 30276-3(95019)												
X1		3-SHIM (.030) 30276-4 (95019)												
PH	3110-100-0229	CONE AND ROLLERS, DIFFERENTIAL BEARINGS 705053 (19207)	EA	2				*	*	*			74	21

				(6) 30-day DS maint. allowance	(7) 30-day GS maint. allowance			(10) Illustration

(1) SMR code	(2) Federal Stock Number	(3) Description Reference Number & Mfg. Code Usable on Code	(4) Unit of meas	(5) Qty inc in unit	(a) 1-20	(b) 21-50	(c) 51-100	(a) 1-20	(b) 21-50	(c) 51-100	(8) 1-yr alw per 100 equip cntgcy	(9) Depot maint alw per 100 equip	(a) Figure No.	(b) Item No.
		1002 DIFFERENTIAL -Continued												
PH	3110-722-7488	CUP, DIFFERENTIAL BEARING 550363 (72447)	EA	2				*	*	*			74	22
PHT	2520-933-3579	DIFFERENTIAL, LESS DRIVE GEAR AND PINION 26258X (72447)	EA	1				*	*	*			74	31
PH	2520-927-3288	GEAR KIT, DIFFERENTIAL 5704416 (19207)	EA	1				*	*	*				
		COMPOSED OF:												
X1		2-WASHER, PINION GEAR THRUST 34729 (72447)											74	32
X1		2-GEAR, PINION MATE 34394 (95019)											74	33
X1		2-WASHER, PINION MATE THRUST 34730 (95019)											74	34
X1		2-GEAR DIFFERENTIAL BEVEL PINION 34367 (95019)											74	35
X1		1-PIN, PINION GEAR SHAFT LOCK 500598-21 (95019)											74	36
X1		1-SHAFT, BEVEL PINION GEAR 30263 (95019)											74	37
PH	2520-884-8430	CASE, DIFFERENTIAL 30258 (72447)	EA	1				*	*	*			74	38
PH	5306-685-2523	BOLT, DRIVE GEAR 30266 (72447)	EA	12				*	*	*			74	39
PH	5305-071-1770	SCREW, BEARING CAP HM-8031 10(60038)	EA	4				*	*	*			74	40
X2H		CAP, DIFFERENTIAL BEARING 30256 (72447)	EA	2				*	*	*			74	41

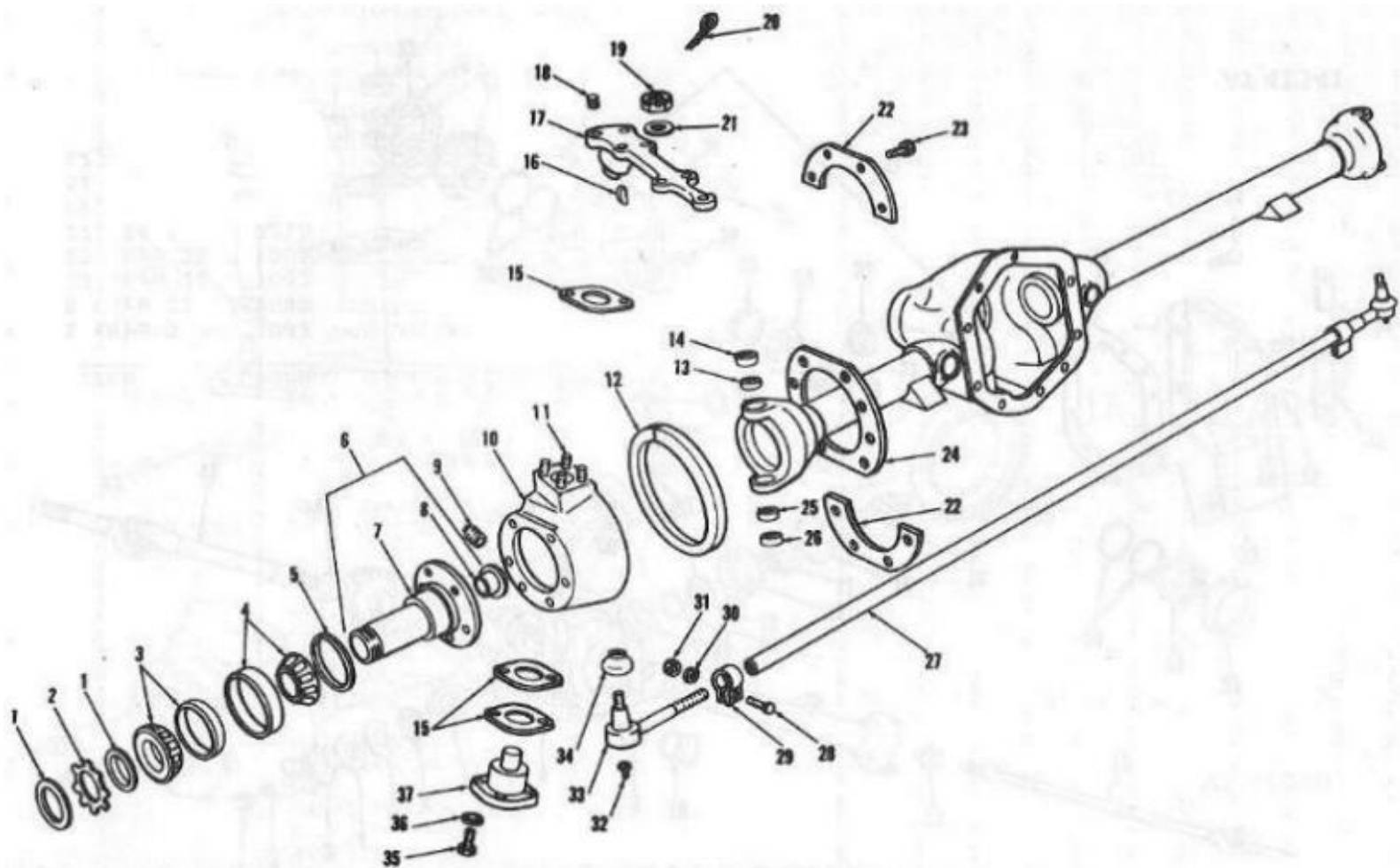


Figure 75: Steering Tie Rods, Steering Knuckles and Parts

Note: Some items pictured are not in this group. See table below to find correct group.

ITEM	GROUP
1, 2, 3, 4, 5, 6, 7, 8	1311
19, 20, 21, 27, 28, 29, 30, 31, 32, 33, 34	1401

Page 190

(1) SMR code	(2) Federal Stock Number	(3) Description Reference Number & Mfg. Code Usable on Code	(4) Unit of meas	(5) Qty inc in unit	(6) 30-day DS maint. allowance			(7) 30-day GS maint. allowance			(8) 1-yr alw per 100 equip cntgcy	(9) Depot maint alw per 100 equip	(10) Illustration	
					(a)	(b)	(c)	(a)	(b)	(c)			(a) Figure No.	(b) Item No.
		1004-STEERING KNUCKLES												
PO	4730- 195-6022	PLUG, FILLER, STEERING KNUCKLE 444588 (24617)	EA	2	*	*	*	*	*	*			75	9
PO	2530-928-6157	KNUCKLE, STEERING 34648 (72447)	EA	2	*	*	*	*	*	*			75	10
PO	5307-088-1588	STUD, SPECIAL, ARM TO KNUCKLE 30874 (72447)	EA	8	*	*	*	*	*	*			75	11

PO	2530-034-3436	SEAL, STEERING KNUCKLE, INNER 35261 (72447)	EA	2	*	*	*	*	*	*			75	12
PO	2530-900-3149	CUP, KING PIN, UPPER BEARING 550420 (72447)	EA	2	*	*	*	*	*	*			75	13
PO	2530-034-3442	CONE, SOLID BEARING, UPPER KING PIN 31002 (72447)	EA	2	*	*	*	*	*	*			75	14
PO	2530-927-3336	SHIM SET, KING PIN BEARING ADJUSTMENT 5704043 (19207)	EA	1	*	*	*	*	*	*			75	15
		COMPOSED OF:												
X1		2-SHIM (.003) 31005-4 (95019)												
X1		4-SHIM (.005) 31005-1 (95019)												
X1		4-SHIM (.010) 3 1005-2 (95019)												
X1		1-SHIM (.030) 3 1005-3 (95019)												
PO		KEY, WOODRUFF, UPPER KINGPIN 500007-1 2 (72447)	EA	2	*	*	*	*	*	*			75	16
PO	2530-928-6159	ARM AND KING PIN ASSEMBLY, RIGHT 25730X (72447)	EA	1	*	*	*	*	*	*			75	17
PO	2530-928-6158	ARM AND KING PIN ASSEMBLY, LEFT 2573 IX (72447)	EA	1	*	*	*	*	*	*			75	18

					(6) 30-day DS maint. allowance			(7) 30-day GS maint. allowance					(10) Illustration	
(1) SMR code	(2) Federal Stock Number	(3) Description Reference Number & Mfg. Code Usable on Code	(4) Unit of meas	(5) Qty inc in unit	(a) 1-20	(b) 21-50	(c) 51-100	(a) 1-20	(b) 21-50	(c) 51-100	(8) 1-yr alw per 100 equip cntgcy	(9) Depot maint alw per 100 equip	(a) Figure No.	(b) Item No.
		1004-STEERING KNUCKLES Continued												
PO	5310-246-0187	NUT, SPECIAL 30875 (72447)	EA		*	*	*	*	*	*			75	18
PO	5330-929-8371	RETAINER, KNUCKLE OIL SEAL 33663 (72447)	EA		*	*	*	*	*	*			75	22
PO	5306-275-1659	BOLT AND LOCK WASHER, SEAL RETAINER 30233-1 (72447)	EA		*	*	*	*	*	*			75	23
PO	2520-033-9337	SEAL, STEERING KNUCKLE, OUTER 33662 (72447)	EA		*	*	*	*	*	*			75	24
PO	3110-997-6187	CUP, KING PIN, LOWER BEARING 550459 (72447)	EA		*	*	*	*	*	*			75	25
PO	3110-931-2246	CONE AND ROLLERS, LOWER KING PIN 550829 (72447)	EA		*	*	*	*	*	*			75	26

intro													
PO		SCREW, LOWER KING PIN 500412-12 (72447)	EA	*	*	*	*	*	*			75	35
PO	5310-671-4109	WASHER, LOCK, LOWER KING PIN 500357-13 (72447)	EA	*	*	*	*	*	*			75	36
PO	2530-928-6161	KING PIN 35185 (72447)	EA	*	*	*	*	*	*			75	37

GROUP 11 Rear Axle

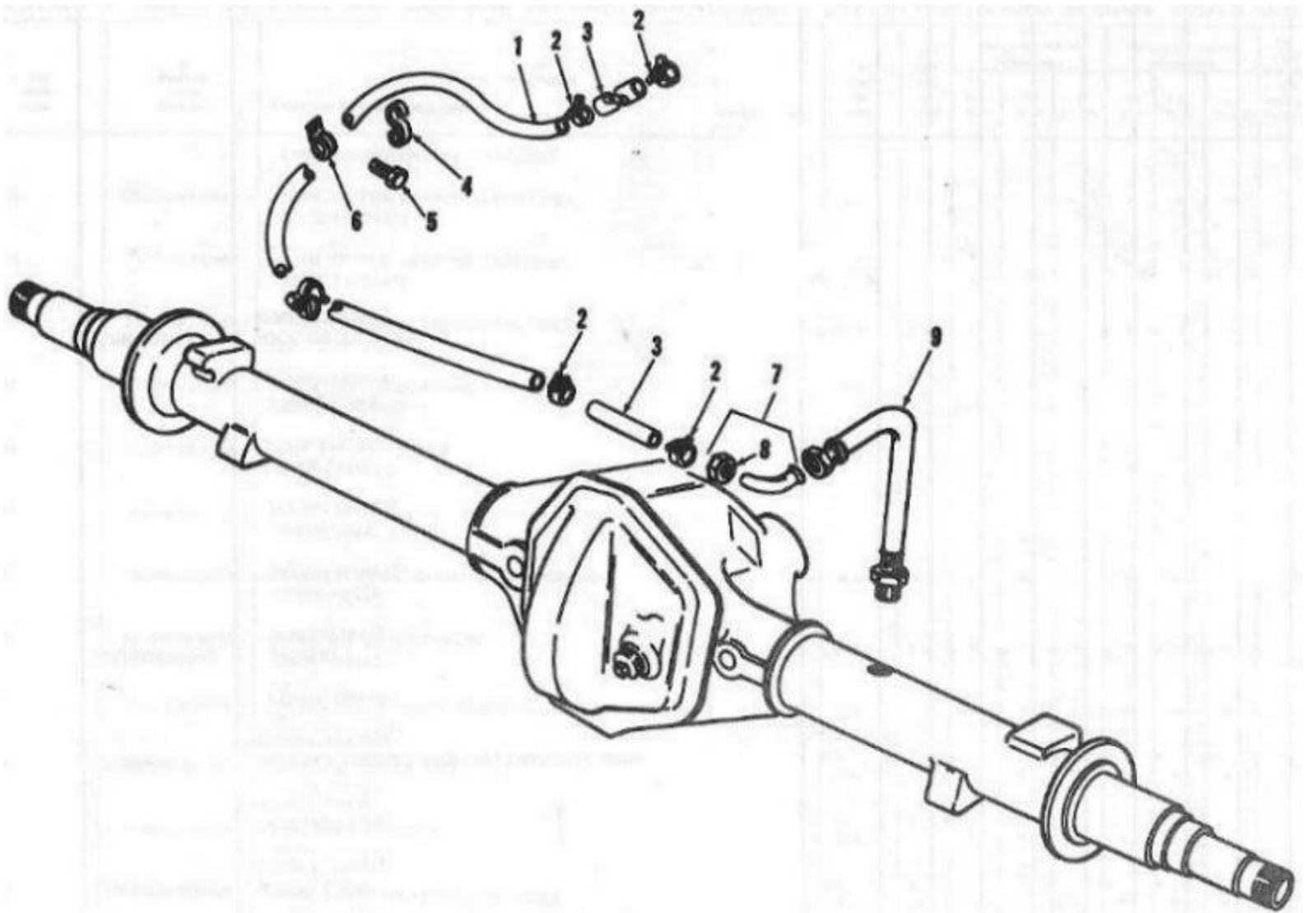


Figure 76: Rear Axle Breather Parts
Page 195

				(6) 30-day DS maint. allowance	(7) 30-day GS maint. allowance			(10) Illustration

(1) SMR code	(2) Federal Stock Number	(3) Description Reference Number & Mfg. Code Usable on Code	(4) Unit of meas	(5) Qty inc in unit	(a) 1-20	(b) 21-50	(c) 51-100	(a) 1-20	(b) 21-50	(c) 51-100	(8) 1-yr alw per 100 equip cntgcy	(9) Depot maint alw per 100 equip	(a) Figure No.	(b) Item No.
		GROUP 11-REAR AXLE												
		1100-REAR AXLE ASSEMBLY												
PO	4720-130-4605	LINE, VENT, REAR AXLE 11662523-2(19207)	EA	1	*	*	*	*	*	*			76	1
PO	4730-137-9236	CLAMP, HOSE 11640805-3 (19207)	EA	4	*	*	*	*	*	*			76	2
MO		HOSE, VENT LINE 11657469-2 (19207)	EA	2									76	3
		MANUFACTURE FROM:												
PO	4720-912-3092	HOSE, RUBBER, .204, .236 ID x .348, .472, OD x 3 IN. LG., SAE 3OR2, TYPE 1	FT	V	*	*	*	*	*	*				
PO	5340-159-3834	CLIP, VENT LINE TO BRAKE CLIP 7375124-1 (19207)	EA	7	*	*	*	*	*	*			76	4
PO	5305-017-1026	SCREW, VENT LINE CLIP 1701026 (24617)	EA	1	*	*	*	*	*	*			76	5
PO	5340-158-0122	CLIP, VENT LINE TO FRAME 11647448 (19207)	EA	1	*	*	*	*	*	*			76	6
PO	4710-165-4961	TUBE ASSEMBLY, REAR AXLE VENT 11657456 (19207)	EA	1	*	*	*	*	*	*			76	7
PO	4730-014-2432	NUT, 7/16-24 142432 (24617)	EA	1	*	*	*	*	*	*			76	8
PO	4720-165-4959	HOSE, REAR AXLE VENT 11662529 (19207)	EA	1	*	*	*	*	*	*			76	9
PFT	2520-917-5582	AXLE ASSEMBLY, REAR, COMPLETE 944572 (65909)	EA	1	*	*	*	*	*	*			77	
X1		AXLE, WITHOUT DRUMS AND HUBS 11662687 (19207)	EA	1									77	30
PO	4730-927-3347	PLUG, DRAIN (MAGNETIC) 11640778 (19207)	EA	1	*	*	*	*	*	*			77	31

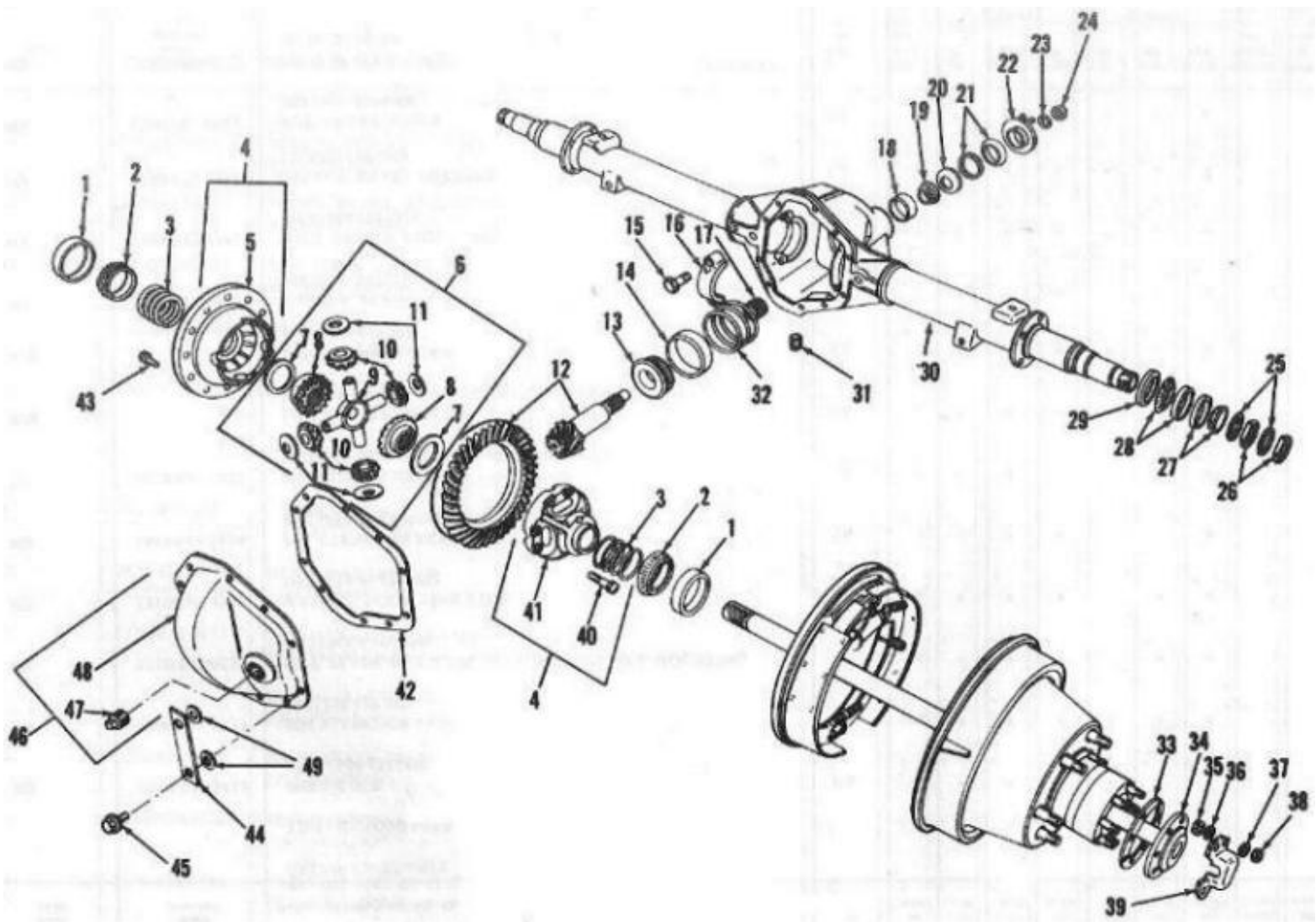


Figure 77: Rear Axle Assembly, Differential and Parts

Note: Some items pictured are not in this group. See table below to find correct group.

ITEM	GROUP
25, 26, 27, 28, 29, 39	1311
30, 31, 33, 34, 35, 36, 37, 38, 40, 41, 42, 43, 44, 45, 46, 47, 48, 49	2210

Page 196

(1) SMR code	(2) Federal Stock Number	(3) Description Reference Number & Mfg. Code Usable on Code	(4) Unit of meas	(5) Qty inc in unit	(6) 30-day DS maint. allowance			(7) 30-day GS maint. allowance			(8) 1-yr alw per 100 equip cntgcy	(9) Depot maint alw per 100 equip	(10) Illustration	
					(a)	(b)	(c)	(a)	(b)	(c)			(a) Figure No.	(b) Item No.
		100 REAR AXLE ASSEMBLY Continued												
PO	5330-933-3317	GASKET, AXLE FLANGE 11641093 (19207)	EA	2	*	*	*	*	*	*			77	33
PO	2530-933-3533	SHAFT, AXLE; LEFT 30961-2 (72447)	EA	1	*	*	*	*	*	*			77	34

PO	2520-927-3333	SHAFT, AXLE, RIGHT 30961-1 (72447)	EA	1	*	*	*	*	*	*			77	34
PO	3120-179-7355	BUSHING, AXLE FLANGE STUD 11640734 (19207)	EA	16	*	*	*	*	*	*			77	35
X20		SPACER, AXLE FLANGE 11656874 (19207)	EA	16	*	*	*	*	*	*			77	36
PO	5310-550-3503	WASHER, LOCK, AXLE FLANGE M535335-36 (96906)	EA	16	*	*	*	*	*	*			77	37
PO	5310-297-3250	NUT, PLAIN HEX, AXLE FLANGE MS51968-11 (96906)	EA	16	*	*	*	*	*	*			77	38
PF	5306-157-8315	SCREW, COVER 34822 (72447)	EA	10	*	*	*	*	*	*			77	45
X2F		COVER ASSEMBLY,CARRIER 25007X (72447)	EA	1	*	*	*	*	*	*			77	46
PO	4730-050-4208	PLUG, FILLER 103896 (24617)	EA	1	*	*	*	*	*	*			77	47
X1		COVER, CARRIER 34055 (72447)	EA	1									77	48
PF	5310-151-9072	WASHER, COVER SCREW 500365-26 (72447)	EA	2	*	*	*	*	*	*			77	49
		1102 DIFFERENTIAL												
PH	3110-722-7488	CUP, DIFFERENTIAL BEARING 382-S (60038)	EA	2				*	*	*			77	1
PH	3110-100-0229	CONE AND ROLLERS, DIFFERENTIAL BEARINGS 705053 (19207)	EA	2				*	*	*			77	2

					(6) 30-day DS maint. allowance			(7) 30-day GS maint. allowance					(10) Illustration	
(1) SMR code	(2) Federal Stock Number	(3) Description Reference Number & Mfg. Code Usable on Code	(4) Unit of meas	(5) Qty inc in unit	(a) 1-20	(b) 21-50	(c) 51-100	(a) 1-20	(b) 21-50	(c) 51-100	(8) 1-yr alw per 100 equip cntgcy	(9) Depot maint alw per 100 equip	(a) Figure No.	(b) Item No.
		1102 DIFFERENTIAL- Continued												
X2H		CASE DIFFERENTIAL 26400X (72447)	EA	1				*	*	*			77	4
X1		CASE, FLANGE 30784(72477)	EA	1									77	5
PHT	2520-933-3277	DIFFERENTIAL LESS GEAR AND PINION 26399X (72447)	EA	1				*	*	*			77	6
PH	2520-933-3283	REPAIR KIT, DIFFERENTIAL 5704412 (19207)	EA	1				*	*	*				
X1		2-BEVEL SIDE GEAR THRUST WASHER 30264 (95019)											77	7
X1		2- BEVEL SIDE GEAR 30788 (95019)											77	8
X1		1-SHAFT, PINION BEVEL MATE CROSS 30891 (95019)											77	9

X1		4-BEVEL PINION GEAR 30790(95019)											77	10
X1		4-BEVEL PINION MATE THRUST WASHER 30842(95019)											77	11
PH	2530-917-0835	GEAR SET, RING AND PINION 5704434 (72447)	EA	1				*	*	*			77	12
PH	3110-580-3708	CONE AND ROLLERS, PINION BEARING 550358 (72447)	EA	1				*	*	*			77	13
PH	3110-227-4667	CUP, PINION BEARING. INNER 550400(72447)	EA	1				*	*	*			77	14
PH	5305-071-1770	SCREW, BEARING CAP 179890(24617)	EA	4				*	*	*			77	15
X2H		CAP, DIFFERENTIAL BEARING 30256 (72447)	EA	2				*	*	*			77	16

					(6) 30-day DS maint. allowance			(7) 30-day GS maint. allowance					(10) Illustration	
(1) SMR code	(2) Federal Stock Number	(3) Description Reference Number & Mfg. Code Usable on Code	(4) Unit of meas	(5) Qty inc in unit	(a) 1-20	(b) 21-50	(c) 51-100	(a) 1-20	(b) 21-50	(c) 51-100	(8) 1-yr alw per 100 equip cntgcy	(9) Depot maint alw per 100 equip	(a) Figure No.	(b) Item No.
		1102 DIFFERENTIAL Continued												
PH	2520-061-6847	SHIM, OUTER BEARING (.003 THK) 30272-1 (72447)	EA	V				*	*	*			77	17
PH	2520-061-6848	SHIM, OUTER BEARING (.005 THK) 30272-2 (72447)	EA	V				*	*	*			77	17
PH	2520-061-6849	SHIM, OUTER BEARING (.010 THK) 30272-3 (72447)	EA	V				*	*	*			77	17
PH	5340-062-7200	SHIM, OUTER BEARING (.030 THK) 30272-4 (72447)	EA	V				*	*	*			77	17
PH	3110-580-3709	CUP, PINION, OUTER 550359 (72447)	EA	1				*	*	*			77	18
PH	3110-606-9576	CONE AND ROLLERS, PINION BEARING, OUTER 550399 (72447)	EA	1				*	*	*			77	19
PF	5310-816-2535	WASHER, FLAT, SLINGER, OIL PINION 30273 (72447)	EA	1	*	*	*	*	*	*			77	20
PF	2530-978-6149	SEAL, OIL DRIVE PINION 34615 (72447)	EA	1	*	*	*	*	*	*			77	21
PF	2520-476-6509	YOKE, END, U/JOINT ASSEMBLY 2-4-392 1X (72447)	EA	1	*	*	*	*	*	*			77	22
PF	5310-641-9696	WASHER, PINION NUT 30275 (72447)	EA	1	*	*	*	*	*	*			77	23
PF	5310-931-8182	NUT, DRIVE PINION 30271 (72447)	EA	1	*	*	*	*	*	*			77	24
PH	2520-061-2399	SHIM, INNER BEARING (.010 THK) 30797-3 (72447)	EA	V				*	*	*			77	32
PH	2520-061-2397	SHIM, INNER BEARING (.003 THK) 30797-1 (72447)	EA	V				*	*	*			77	32

PF	2520-061-6846	SHIM, INNER BEARING (.005 THK) 30797-2 (72447)	EA	V				*	*	*			77	32
----	---------------	---	----	---	--	--	--	---	---	---	--	--	----	----

					(6) 30-day DS maint. allowance			(7) 30-day GS maint. allowance					(10) Illustration	
(1) SMR code	(2) Federal Stock Number	(3) Description Reference Number & Mfg. Code Usable on Code	(4) Unit of meas	(5) Qty inc in unit	(a) 1-20	(b) 21-50	(c) 51-100	(a) 1-20	(b) 21-50	(c) 51-100	(8) 1-yr alw per 100 equip cntgcy	(9) Depot maint alw per 100 equip	(a) Figure No.	(b) Item No.
		1102 DIFFERENTIAL Continued												
PH	5305-157-8371	SCREW, CASE 35104-1 (72447)	EA	8				*	*	*			77	40
X1		CASE, BOTTOM 30786 (72447)	EA	1									77	41
PF	2530-933-3715	SHIM SET, GASKET AND DIFFERENTIAL SHIM 5704417 (19207)	EA	1	*	*	*	*	*	*				
		COMPOSED OF:												
PF	2520-033-9341	1-GASKET 34687 (72447)	EA	1	*	*	*	*	*	*			77	42
X1		2-SHIM (.003) 30276-1 (95019)	EA										77	3
X1		2-SHIM (.005) 30276-2 (95019)	EA										77	3
X1		2-SHIM (.010) 30276-3 (95019)	EA										77	3
X1		2-SHIM (.030) 30276-4 (95019)	EA										77	3
PH	5306-685-2523	BOLT, DRIVE GEAR 30266 (72447)	EA	12				*	*	*			77	43

GROUP 12 Brakes

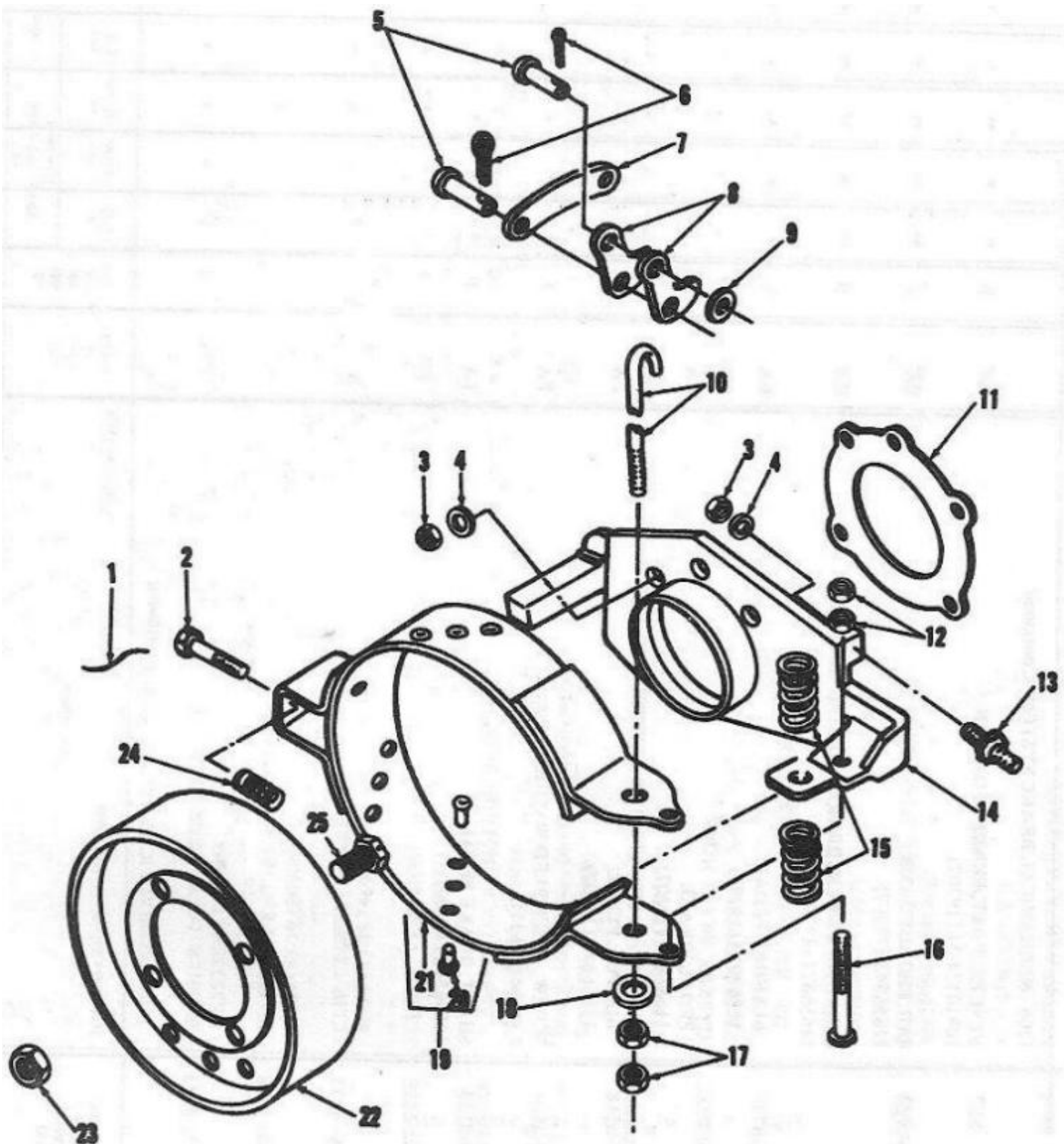


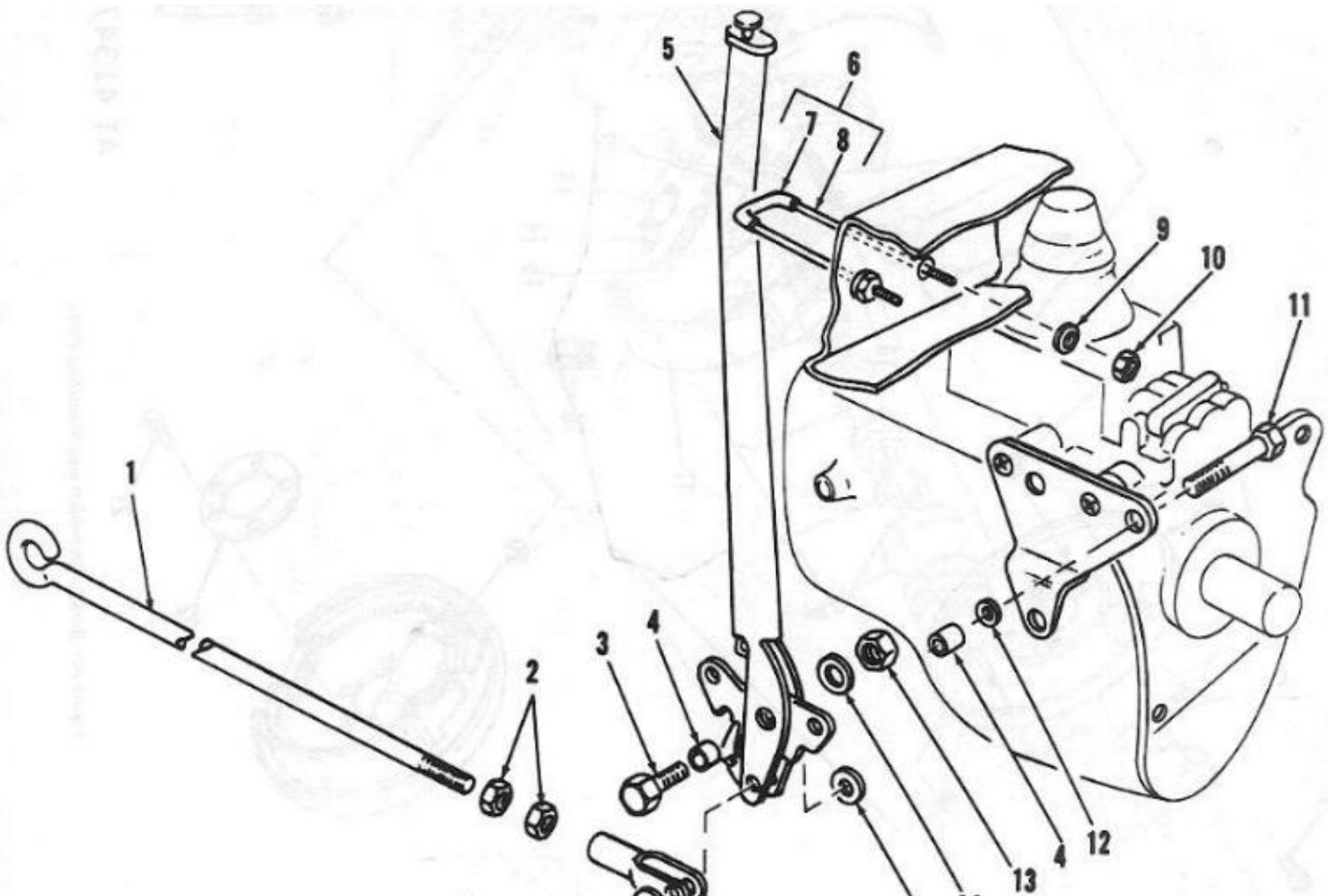
Figure 78: Handbrakes

			(6) 30-day DS maint. allowance	(7) 30-day GS maint. allowance			(10) Illustration
--	--	--	---	---	--	--	----------------------

(1) SMR code	(2) Federal Stock Number	(3) Description Reference Number & Mfg. Code Usable on Code	(4) Unit of meas	(5) Qty inc in unit	(a) 1-20	(b) 21-50	(c) 51-100	(a) 1-20	(b) 21-50	(c) 51-100	(8) 1-yr alw per 100 equip cntgcy	(9) Depot maint alw per 100 equip	(a) Figure No.	(b) Item No.
		GROUP 12-BRAKES 1201-HANDBRAKES												
PO	2520-737-5412	WIRE, LOCK 22-W-1630 (81349)	EA	1	*	*	*	*	*	*			78	1
PO	5306-281-5137	BOLT, ANCHOR CLIP 7351258(19207)	EA	1	*	*	*	*	*	*			78	2
PO	5310-732-0559	NUT, PLAIN, HEXAGON, SUPPORT AND LINK MOUNTING MS51968-8 (96906)	EA	6	*	*	*	*	*	*			78	3
PO	5310-261-7340	WASHER, LOCK LINK STUD MS35338-46 (96906)	EA	6	*	*	*	*	*	*			78	4
PO	5315-842-3154	PIN, CLEVIS, BRAKE MS35810-36 (96906)	EA	2	*	*	*	*	*	*			78	5
PO	5315-839-5822	PIN, COTTER, CLEVIS MS24665-353 (96906)	EA	2	*	*	*	*	*	*			78	6
X20		LINK, BRAKE, SPACER 7349219 (19207)	EA	1	*	*	*	*	*	*			78	7
X20		LEVER, BRAKE, CAM 11657426 (19207)	EA	2	*	*	*	*	*	*			78	8
PO	5310-411-3981	WASHER,PLAIN 8687086 (19207)	EA	2	*	*	*	*	*	*			78	9
PO	5306-732-4143	BOLT, BRAKE, ADJUSTING 11657946 (19207)	EA	1	*	*	*	*	*	*			78	10
PO	2530-423-2787	GASKET, BRAKE SUPPORT 7373725 (19207)	EA	1	*	*	*	*	*	*			78	11
PO	5310-761-6882	NUT, BRAKE SCREW MS51967-2 (96906)	EA	2	*	*	*	*	*	*			78	12
PO	5315-741-1872	STUD,SPACER, LINK 7411872(19207)	EA	1	*	*	*	*	*	*			78	13
PO	2530-454-4819	SUPPORT, BRAKE 7411871 (19207)	EA	1	*	*	*	*	*	*			78	14

					(6) 30-day DS maint. allowance			(7) 30-day GS maint. allowance					(10) Illustration	
(1) SMR code	(2) Federal Stock Number	(3) Description Reference Number & Mfg. Code Usable on Code	(4) Unit of meas	(5) Qty inc in unit	(a) 1-20	(b) 21-50	(c) 51-100	(a) 1-20	(b) 21-50	(c) 51-100	(8) 1-yr alw per 100 equip cntgcy	(9) Depot maint alw per 100 equip	(a) Figure No.	(b) Item No.
		1201-- HANDBRAKE Continued												
PO	5340-359-0959	SPRING, ADJUSTING BOLT 528008 (19207)	EA	2	*	*	*	*	*	*			78	15
PO	5305-457-6961	SCREW,BRAKE,ADJUSTING 11657416 (19207)	EA	1	*	*	*	*	*	*			78	16
PO	5310-880-7745	NUT,PLAIN,HEXAGON MS51968-11(96906)	EA	2	*	*	*	*	*	*			78	17

PO	5310-809-5997	WASHER, FLAT MS27183-17 (96906)	EA	1	*	*	*	*	*	*			78	18
PO	2530-873-5236	BAND AND LINING ASSEMBLY, HANDBRAKE 7349062 (19207)	EA	1	*	*	*	*	*	*			78	19
PF		RIVET, TO ATTACH TRANSFER CASE LINING 11662549 (19207)	EA	18	*	*	*	*	*	*			78	20
PF	2530-472-4105	BRAKE LINING 11657527 (19207)	EA	1	*	*	*	*	*	*			78	21
PO	2530-461-4091	DRUM, HANDBRAKE 11657410(19207)	EA	1	*	*	*	*	*	*			78	22
PO	5310-814-0672	NUT, HEX BRAKE DRUM BOLT MS51943-36 (96906)	EA	4	*	*	*	*	*	*			78	23
PO		SPRING, COMPRESSION, ANCHOR BOLT 7745282 (19207)	EA	1	*	*	*	*	*	*			78	24
PO	2530-495-2152	BOLT, BRAKE DRUM 7351254 (19207)	EA	4	*	*	*	*	*	*			78	25
PO	5340-477-3776	ROD, HANDBRAKE TO TRANSFER 11656882 (19207)	EA	1	*	*	*	*	*	*			79	1
PO	5310-880-7746	NUT, HEX, ROD TO CLEVIS MS51968-5 (96906)	EA	2	*	*	*	*	*	*			79	2
PO	5305-269-2809	SCREW, CAP, LEVER MS90726-66 (96906)	EA	1	*	*	*	*	*	*			79	3






Figure 79: Handbrake Lever and Related Parts

Page 204

(1) SMR code	(2) Federal Stock Number	(3) Description Reference Number & Mfg. Code Usable on Code	(4) Unit of meas	(5) Qty inc in unit	(6) 30-day DS maint. allowance			(7) 30-day GS maint. allowance			(8) 1-yr alw per 100 equip cntgcy	(9) Depot maint alw per 100 equip	(10) Illustration	
					(a) 1-20	(b) 21-50	(c) 51-100	(a) 1-20	(b) 21-50	(c) 51-100			(a) Figure No.	(b) Item No.
		1201-- HANDBRAKE Continued												
PO		SPACER, HANDBRAKE LEVER (1) LEVER MOUNTING (1) 11656878(19207)	EA	2	*	*	*	*	*	*			79	4
PO	2530-917-5857	LEVER HAND 11640719 (19207)	EA	1	*	*	*	*	*	*			79	5
X20		U BOLT AND BUMPER ASSEMBLY 11640908 (19207)	EA	1	*	*	*	*	*	*			79	6
PO		BUMPER 11656881(19207)	EA	1	*	*	*	*	*	*			79	7
X1		U" BOLT 11656881 (19207)	EA	1									79	8
PO	5310-639-1532	WASHER, PLAIN, U BOLT MS27183-211 (96906)	EA	4	*	*	*	*	*	*			79	9
PO	5310-891-1709	NUT, JAM, U BOLT MS35691-9 (96906)	EA	4	*	*	*	*	*	*			79	10
PO	5305-269-3244	SCREW, CAP, LEVER MOUNTING MS90727-68 (96906)	EA	1	*	*	*	*	*	*			79	11
PO		SPACER, LEVER MOUNTING 11656950(19207)	EA	1	*	*	*	*	*	*			79	12
PO	5310-732-0559	NUT, HEX, LEVER 11640719 (19207)	EA	1	*	*	*	*	*	*			79	13
PO	5310-261-7340	WASHER, LOCK, LEVER MS 35338-46 (96906)	EA	1	*	*	*	*	*	*			79	14
PO	5310-080-6004	WASHER, PLAIN MS27183-14 (96906)	EA	2	*	*	*	*	*	*			79	15
PO	5340-159-3848	CLEVIS, HANDBRAKE 11656877 (19207)	EA	1	*	*	*	*	*	*			79	16
PO	5315-842-3044	PIN,COTTER MS24665-283 (96906)	EA	2	*	*	*	*	*	*			79	17

Page 205

(1) SMR code	(2) Federal Stock Number	(3) Description Reference Number & Mfg. Code Usable on Code	(4) Unit of meas	(5) Qty inc in unit	(6) 30-day DS maint. allowance			(7) 30-day GS maint. allowance			(8) 1-yr alw per 100 equip cntgcy	(9) Depot maint alw per 100 equip	(10) Illustration	
					(a) 1-20	(b) 21-50	(c) 51-100	(a) 1-20	(b) 21-50	(c) 51-100			(a) Figure No.	(b) Item No.

(1) SMR code	(2) Federal Stock Number	(3) Description Reference Number & Mfg. Code Usable on Code	(4) Unit of meas	(5) Qty inc in unit	(a) 1-20	(b) 21-50	(c) 51-100	(a) 1-20	(b) 21-50	(c) 51-100	(8) 1-yr alw per 100 equip cntgcy	(9) Depot maint alw per 100 equip	(a) Figure No.	(b) Item No.
		1201 HANDBRAKE Continued												
PO	5315-815-8840	PIN,CLEVIS MS35810-34 (96906)	EA	2	*	*	*	*	*	*			79	18
		1202-SERVICE BRAKES												
PO	5306-436-4819	BOLT, REAR BRAKE MOUNTING 11640735 (19207)	EA	8	*	*	*	*	*	*			80	1
PO	5310-456-9181	NUT, REAR BRAKE MOUNTING MS51922-37 (96906)	EA	8	*	*	*	*	*	*			80	2
PO	2530-126-8391	BRAKE ASSEMBLY, RIGHT FRONT 11640718-1 (19207)	EA	1	*	*	*	*	*	*			80	20
X20		BRAKE ASSEMBLY, LEFT FRONT 11640718-2 (19207)	EA	1	*	*	*	*	*	*			80	20
PO	2530-229-5346	BRAKE ASSEMBLY, RIGHT REAR 11640720-1(19207)	EA	1	*	*	*	*	*	*			80	20
PO	2530-228-7017	BRAKE ASSEMBLY, LEFT, REAR 11640720-2 (19207)	EA	1	*	*	*	*	*	*			80	20
PO	2530-987-2559	PIN, SHOE GUIDE FC-19562 (63477)	EA	2	*	*	*	*	*	*			80	3
X20		PLATE, BACKING, REAR FE59400 (63477)	EA	1	*	*	*	*	*	*			80	5
X20		PLATE, BACKING, FRONT FF59289 (63477)	EA	1	*	*	*	*	*	*			80	5
PO	2530-253-5826	BLOCK, BRAKE SHOE ANCHOR FC18732 (63477)	EA	1	*	*	*	*	*	*			80	6
X20		PLATE, ANCHOR FC18691 (63477)	EA	1	*	*	*	*	*	*			80	7
PO	2530-917-0871	SPRING, BRAKE SHOE FC18708 (63477)	EA	2	*	*	*	*	*	*			80	8
PO	2530-133-9804	GUIDE, BRAKE ADJUSTING SCREW FC18704 (63477)	EA	1	*	*	*	*	*	*			80	13

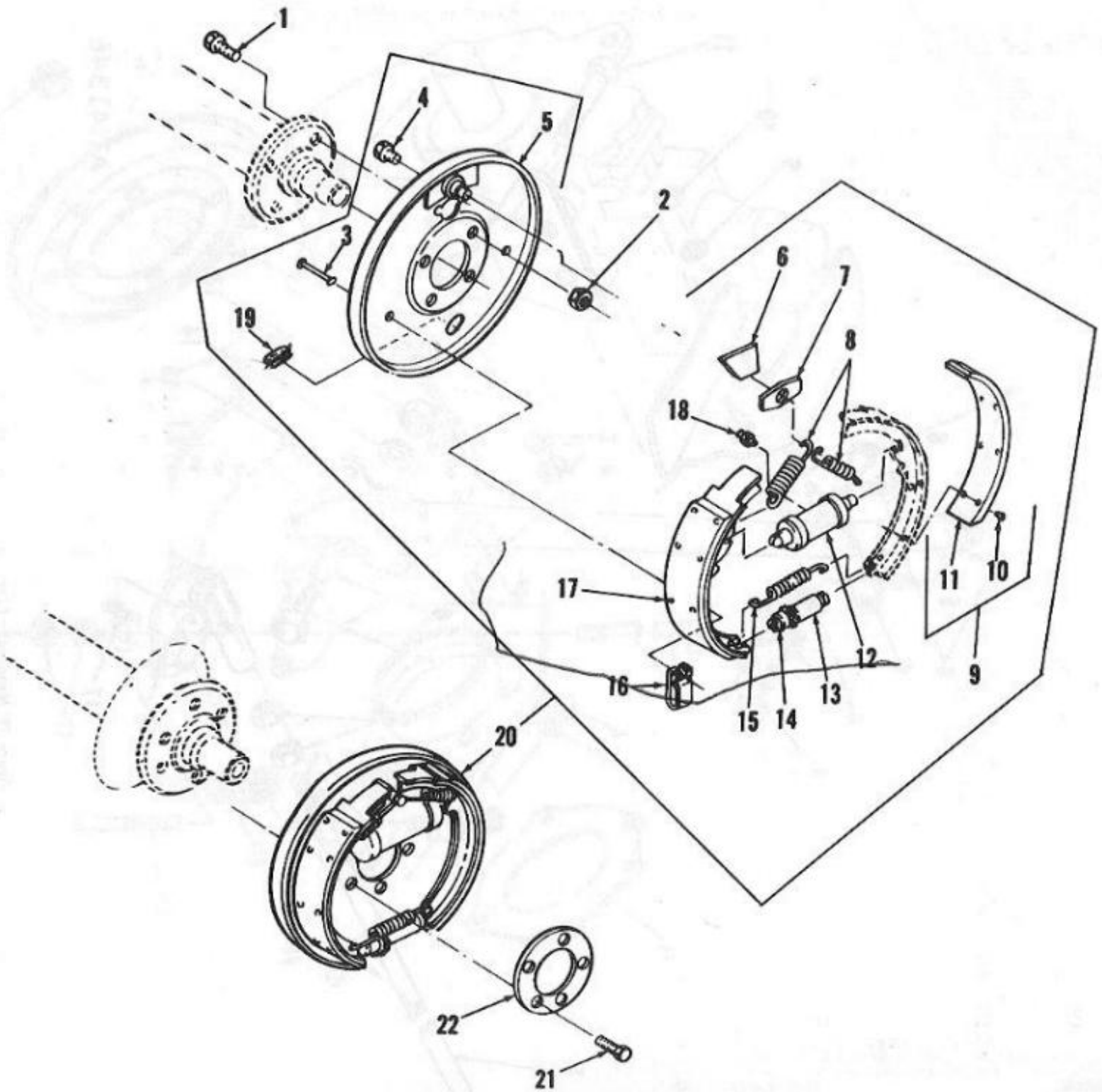


Figure 80: Brake Assemblies and Mounting Parts
Note: Some items pictured are not in this group. See table below to find correct group.

ITEM	GROUP
4, 12, 18	1204

				(6) 30-day DS maint. allowance	(7) 30-day GS maint. allowance			(10) Illustration
--	--	--	--	---	---	--	--	----------------------

(1) SMR code	(2) Federal Stock Number	(3) Description Reference Number & Mfg. Code Usable on Code	(4) Unit of meas	(5) Qty inc in unit	(a) 1-20	(b) 21-50	(c) 51-100	(a) 1-20	(b) 21-50	(c) 51-100	(8) 1-yr alw per 100 equip cntgcy	(9) Depot maint alw per 100 equip	(a) Figure No.	(b) Item No.
		1202 SERVICE BRAKES Continued												
		BRAKE ASSEMBLY, LEFT, REAR Continued												
X1		SCREW AND NUT, SHOE ADJUSTING FC18707 (63477)	EA	1									80	14
PO	2530-253-5827	SPRING, BRAKE ADJUSTING SCREW FC15190 (63477)	EA	1	*	*	*	*	*	*			80	15
PO	2530-714-3117	CLIP, SHOE GUIDE PIN FC19561 (63477)	EA	2	*	*	*	*	*	*			80	16
PO	2530-714-3113	PLUG,INSPECTION FC17814 (63477)	EA	1	*	*	*	*	*	*			80	19
PF	2530-898-6434	BRAKE LINING AND RIVET SET 5704423 (19207)	EA	2	*	*	*	*	*	*			80	9
		COMPOSED OF:												
X1		52-RIVET, BRAKE LINING FC10699 (63477)											80	10
X1		2-LINING, SECONDARY BRAKE FD18731 (63477)											80	11
X1		2-LINING, PRIMARY, BRAKE FD18722-001 (63477)											80	11
POR	2530-933-3585	BRAKE SHOE AND LINING SET 5704421 (19207)	EA	2	*	*	*	*	*	*			80	17
		COMPOSED OF:												
X1		2-SHOE AND LINING ASSEMBLY, PRIMARY FD59297 (63477)												
X1		2-SHOE AND LINING ASSEMBLY, SECONDARY FD59299 (63477)												
PO	5305-234-7843	BOLT, FRONT BRAKE MOUNTING 11656914 (19207)	EA	10	*	*	*	*	*	*			80	21
X20		LOCK PLATE, FRONT BRAKE MOUNTING 11656870 (19207)	EA	2	*	*	*	*	*	*			80	22

(1) SMR code	(2) Federal Stock Number	(3) Description Reference Number & Mfg. Code Usable on Code	(4) Unit of meas	(5) Qty inc in unit	(6) 30-day DS maint. allowance	(7) 30-day GS maint. allowance	(8) 1-yr alw per 100 equip cntgcy	(9) Depot maint alw per 100 equip	(10) Illustration	(a) Figure No.	(b) Item No.
		1204-HYDRAULIC BRAKE SYSTEM									

PO	5305-407-3738	SCREW ASSEMBLED WASHER, WHEEL CYLINDER MOUNTING 99-92475-100 (63477)	EA	8	*	*	*	*	*	*			80	4
POR	2530-933-3584	CYLINDER ASSEMBLY, LEFT WHEEL 11640755-1 (19207)	EA	2	*	*	*	*	*	*			80	12
POR	2530-927-3316	CYLINDER ASSEMBLY, RIGHT WHEEL 11640755-2 (19207)	EA	2	*	*	*	*	*	*			80	12
PO	4820-477-6174	SCREW, BLEEDER, WHEEL CYLINDER 945755 (65909)	EA	4	*	*	*	*	*	*			80	18
PF	2530-933-3575	KIT, WHEEL CYLINDER 5704429 (19207)	EA	4	*	*	*	*	*	*				
		COMPOSED OF:												
X1		2-CUP, WHEEL CYLINDER FC1219 (63477)												
X1		2-BOOT, WHEEL CYLINDER FC2937 (63477)												
PO	5305-269-3212	SCREW, CAP, MASTER CYLINDER MOUNTING MS90725-61 (96906)	EA	2	*	*	*	*	*	*			81	1
X20		PLATE, MASTER CYLINDER MOUNTING 11657231 (19207)	EA	1	*	*	*	*	*	*			81	2
FOR	2530-125-8726	CYLINDER ASSEMBLY, MASTER 11640970 (19207)	EA	1	*	*	*	*	*	*			81	3
PO	2520-443-8018	BOLT, EYE, PISTON FC32604 (63477)	EA	1	*	*	*	*	*	*			81	4
X1		BODY, MASTER CYLINDER FD59288 (63477)	EA	1									81	10
PO	2520-246-2267	GASKET, FILLER CAP 11656891 (19207)	EA	1	*	*	*	*	*	*			81	11
PO		CAP, FILLER, MASTER CYLINDER 7539310 (19207)	EA	1	*	*	*	*	*	*			81	12

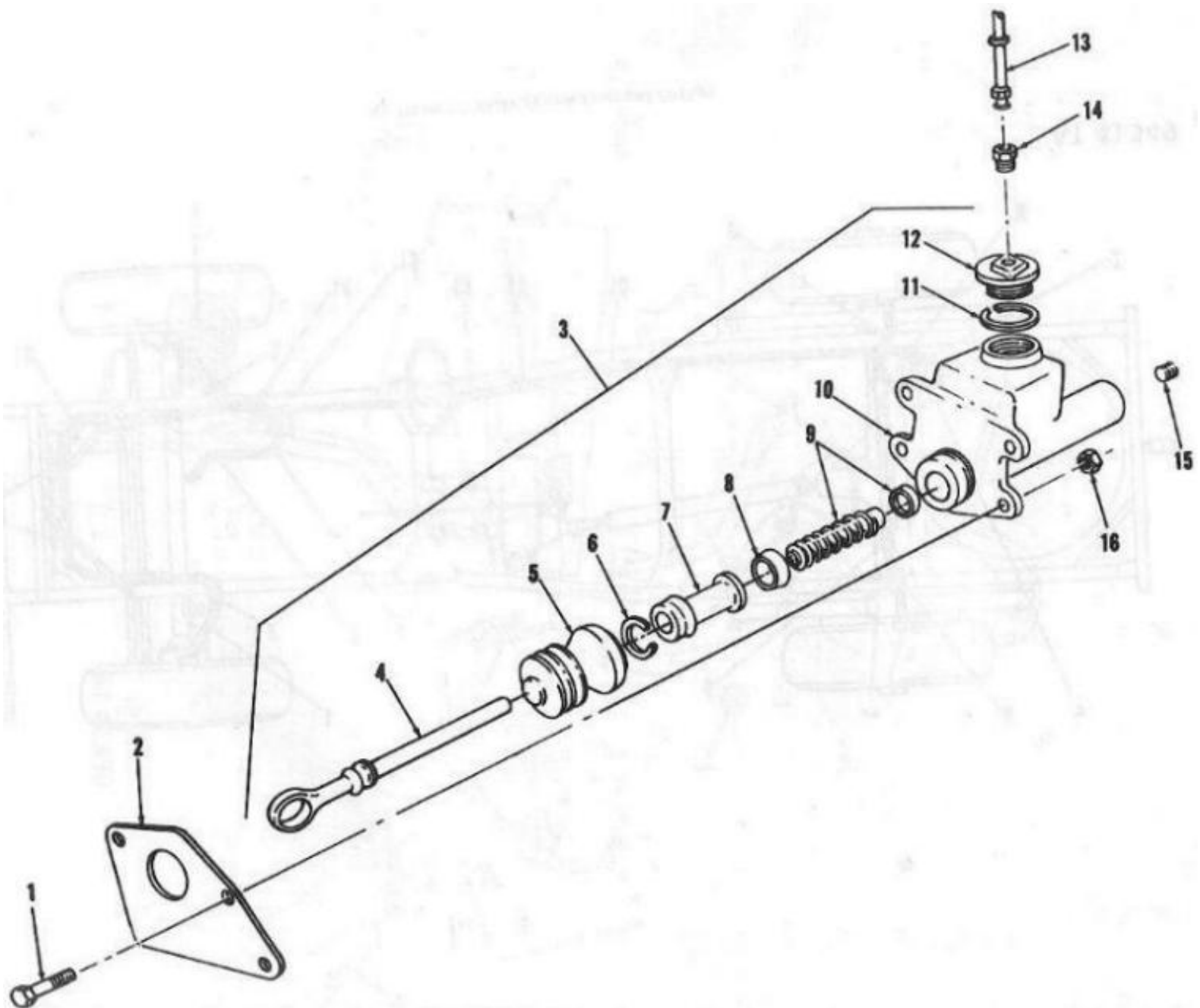


Figure 81: Master Cylinder and Related Parts

Page 208

(1) SMR code	(2) Federal Stock Number	(3) Description Reference Number & Mfg. Code Usable on Code	(4) Unit of meas	(5) Qty inc in unit	(6) 30-day DS maint. allowance			(7) 30-day GS maint. allowance			(8) 1-yr alw per 100 equip cntgcy	(9) Depot maint alw per 100 equip	(10) Illustration	
					(a) 1-20	(b) 21-50	(c) 51-100	(a) 1-20	(b) 21-50	(c) 51-100			(a) Figure No.	(b) Item No.
		1204- HYDRAULIC BRAKE SYSTEM-Continued												
PF	2530-871-6841	KIT, MASTER CYLINDER 5704420(19207)	EA	1	*	*	*	*	*	*			81	

		COMPOSED OF:												
X1		1-BOOT, EYE BOLT FC10901 (63477)											81	5
X1		1-RING, RETAINING FC23597 (63477)											81	6
X1		1-PISTON ASSEMBLY FC37123 (63477)											81	7
X1		1-CUP, PRIMARY FD2108 (63477)											81	8
X1		1-VALVE AND SEAT FC46370 (63477)											81	9
PO	4710-475-0182	TUBE ASSEMBLY. MASTER CYLINDER VENT 11656883 (19207)	EA	1	*	*	*	*	*	*			81	13
PO	4730-270-4609	CONNECTOR, VENT TUBE 145474 (24617)	EA	1	*	*	*	*	*	*			81	14
PO		PLUG, PIPE, MASTER CYLINDER 90-44469-200 (63477)	EA	1	*	*	*	*	*	*			81	15
PO	5310-462-7044	NUT, PLAIN, HEXAGON, MASTER CYLINDER MOUNTING MS51922-17 (96906)	EA	2	*	*	*	*	*	*			81	16
PO	2530-917-0802	HOSE ASSEMBLY, FRONT BRAKE 11641037 (19207)	EA	2	*	*	*	*	*	*			82	1
PO	5340-371-4134	CLIP, SPRING LOCK 11657610 (19207)	EA	3	*	*	*	*	*	*			82	2
PO		HOSE, RUBBER, MASTER CYLINDER VENT 11657469-6 (19207)	EA	1	*	*	*	*	*	*			82	3
PO		HOSE, RUBBER, MASTER CYLINDER VENT 11657469-1(19207)	EA	1	*	*	*	*	*	*			82	4

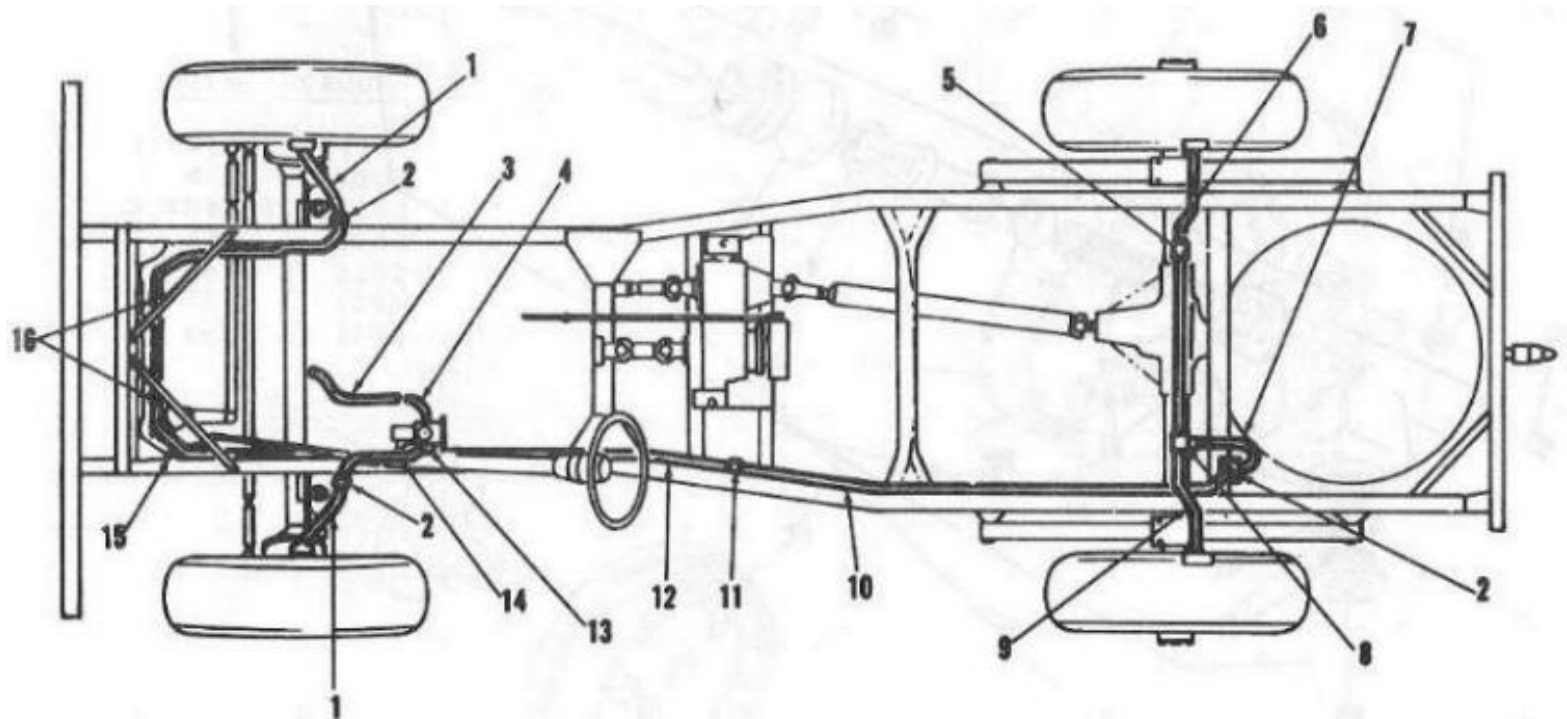


Figure 82: Brake System Lines and Fittings

					(6) 30-day DS maint. allowance			(7) 30-day GS maint. allowance					(10) Illustration	
(1) SMR code	(2) Federal Stock Number	(3) Description Reference Number & Mfg. Code Usable on Code	(4) Unit of meas	(5) Qty inc in unit	(a) 1-20	(b) 21-50	(c) 51-100	(a) 1-20	(b) 21-50	(c) 51-100	(8) 1-yr alw per 100 equip cntgcy	(9) Depot maint alw per 100 equip	(a) Figure No.	(b) Item No.
		1204- HYDRAULIC BRAKE SYSTEM-Continued												
PO	5340-282-7519	CLIP, TUBE, RIGHT REAR BRAKE MS21333-34 (96906)	EA	1	*	*	*	*	*	*			82	5
PO	4710-248-4346	TUBE, TO RIGHT WHEEL CYLINDER 11656886 (19207)	EA	1	*	*	*	*	*	*			82	6
PO	2530-125-8728	HOSE ASSEMBLY, REAR BRAKE 11640894 (19207)	EA	1	*	*	*	*	*	*			82	7
PO	4730-450-9229	TEE, REAR BRAKE TUBE 11640842 (19207)	EA	1	*	*	*	*	*	*			82	8
PO	2530-454-8247	TUBE ASSEMBLY, TO LEFT REAR BRAKE 11656889 (19207)	EA	1	*	*	*	*	*	*			82	9
PO	2530-454-5085	TUBE, TO REAR BRAKE HOSE 11656884(19207)	EA	1	*	*	*	*	*	*			82	10
PO	4730-278-8885	UNION, INVERTED, TO REAR BRAKE 137412 (24617)	EA	1	*	*	*	*	*	*			82	11
PO	4720-165-4958	TUBE ASSEMBLY, BRAKE 11656887 (19207)	EA	1	*	*	*	*	*	*			82	12
PO	4730-533-4678	TEE, FLUID DISTRIBUTION 11640958 (19207)	EA	1	*	*	*	*	*	*			82	13
PO	4710-165-4944	TUBE ASSEMBLY, TO RIGHT FRONT BRAKE 11656890 (19207)	EA	1	*	*	*	*	*	*			82	14
PO	2530-773-8485	TUBE ASSEMBLY, TO LEFT FRONT BRAKE 11656885 (19207)	EA	1	*	*	*	*	*	*			82	15
PO	5340-344-2754	CLIP, TUBE, RIGHT FRONT BRAKE 432666 (24617)	EA	4	*	*	*	*	*	*			82	16
PO	2810-341-4824	CLIP, TUBE, TO REAR BRAKE 145526 (24617)	EA	2	*	*	*	*	*	*				
PO	5305-225-3839	SCREW, CAP, REAR AXLE TEE MS90725-8 (96906)	EA	1	*	*	*	*	*	*				

				(6) 30-day DS maint. allowance	(7) 30-day GS maint. allowance			(10) Illustration

(1) SMR code	(2) Federal Stock Number	(3) Description Reference Number & Mfg. Code Usable on Code	(4) Unit of meas	(5) Qty inc in unit	(a) 1-20	(b) 21-50	(c) 51-100	(a) 1-20	(b) 21-50	(c) 51-100	(8) 1-yr alw per 100 equip cntgcy	(9) Depot maint alw per 100 equip	(a) Figure No.	(b) Item No.
		1204 HYDRAULIC BRAKE SYSTEM Continued												
PO	5310-637-9541	WASHER, LOCK, REAR AXLE TEE MS35338-44 (96906)	EA	1	*	*	*	*	*	*				
PO	5310-809-4058	WASHER, FLAT, REAR AXLE TEE MS27183-19 (96906)	EA	1	*	*	*	*	*	*				
PO	5340-597-7932	CLIP, CLOSED, BRAKE TUBE MS21333-33 (96906)	EA	1	*	*	*	*	*	*				
PO	4730-137-9236	CLAMP, VENT HOSE 11640805-3 (19207)	EA	4	*	*	*	*	*	*				
PO	5310-407-9566	WASHER, LOCK, DISTRIBUTION TEE MS35338-45 (96906)	EA	1	*	*	*	*	*	*				
PO	5306-225-9086	BOLT, MACHINE, DISTRIBUTION TEE MS90726-31 (96906)	EA	1	*	*	*	*	*	*				
PO	4710-454-8176	TUBE ASSEMBLY, MASTER CYLINDER TO TEE 11656888 (19207)	EA	1	*	*	*	*	*	*				
PO	5330-495-8677	GASKET, BRAKE HOSE 7372834 (19207)	EA	3	*	*	*	*	*	*				
		1206-MECHANICAL BRAKE SYSTEM												
X20		SUPPORT, BRACKET AND STEERING COLUMN 11656868 (19207)	EA	1	*	*	*	*	*	*			83	1
PO	5306-443-8075	BOLT, BRAKE PEDAL ADJUSTING MS21094-6 (96906)	EA	1	*	*	*	*	*	*			83	2
X20		BRACKET, BRAKE PEDAL 11656869 (19207)	EA	1	*	*	*	*	*	*			83	3
PO	5310-488-3888	NUT, BRAKE PEDAL SHAFT MS51943-40 (96906)	EA	1	*	*	*	*	*	*			83	4
PO	2530-917-0922	SPRING, BRAKE PEDAL RETURN 11656871 (19207)	EA	1	*	*	*	*	*	*			83	5

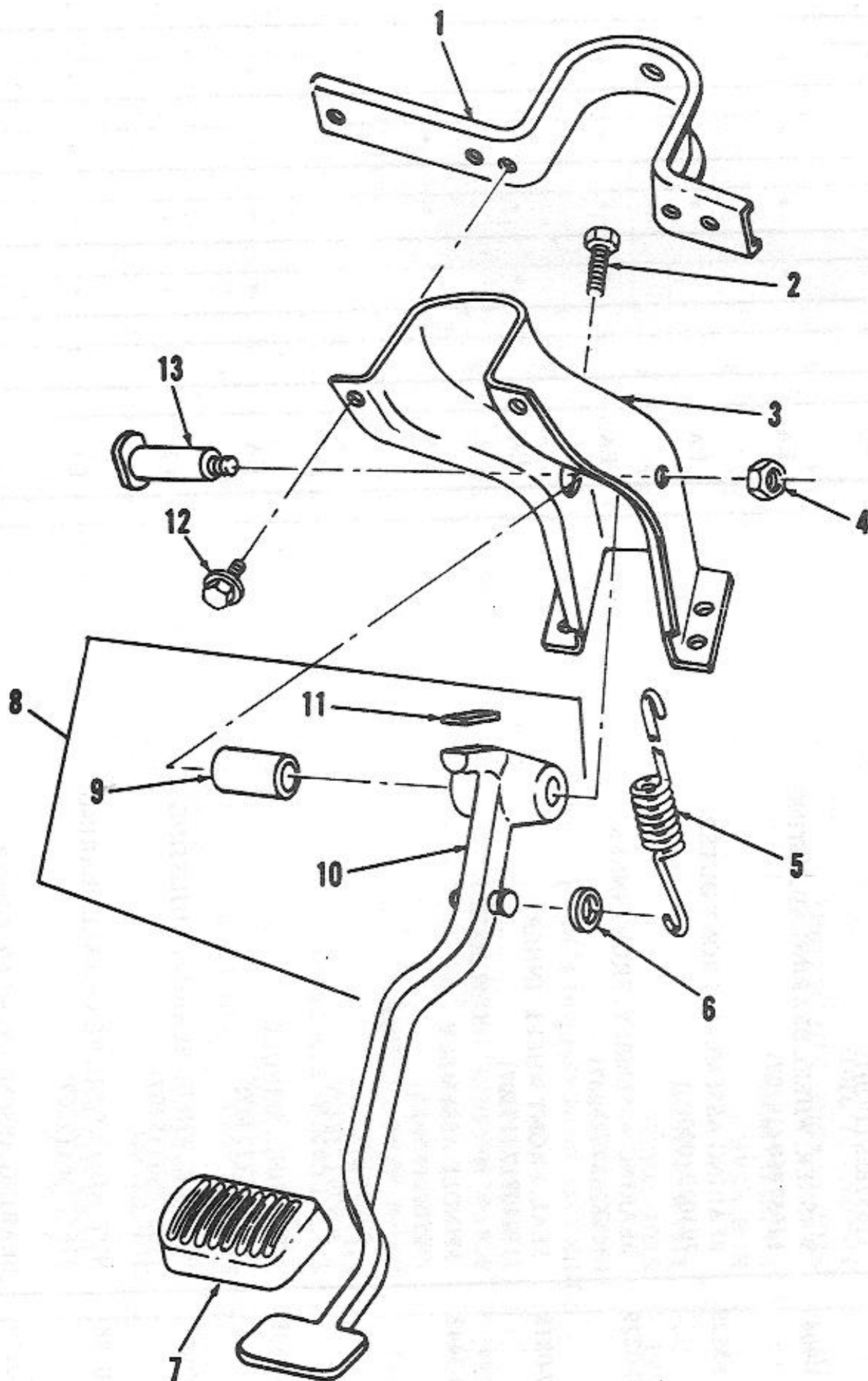


Figure 83: Brake Pedal, Support and Related Parts

Page 211

					(6) 30-day DS maint. allowance			(7) 30-day GS maint. allowance					(10) Illustration	
(1) SMR code	(2) Federal Stock Number	(3) Description Reference Number & Mfg. Code Usable on Code	(4) Unit of meas	(5) Qty inc in unit	(a) 1-20	(b) 21-50	(c) 51-100	(a) 1-20	(b) 21-50	(c) 51-100	(8) 1-yr alw per 100 equip cntgcy	(9) Depot maint alw per 100 equip	(a) Figure No.	(b) Item No.
		1206 MECHANICAL BRAKE SYSTEM Continued												
PO	5310-461-5857	WASHER, FLAT, BRAKE PEDAL PIN 10910174-31 (19207)	EA	1	*	*	*	*	*	*			83	6
PO	2530-125-8727	PAD, PEDAL COVER 11656845 (19207)	EA	1	*	*	*	*	*	*			83	7
X20		PEDAL ASSEMBLY, BRAKE 11656872 (19207)	EA	1	*	*	*	*	*	*			83	8
PO	2530-125-8729	BUSHING PEDAL 10888013 (19207)	EA	2	*	*	*	*	*	*			83	9
X1		PEDAL, BRAKE 11656873 (19207)	EA	1									83	10
PO	5340-241-0518	BUMPER, PEDAL 11656875 (19207)	EA	1	*	*	*	*	*	*			83	11
PO	5306-042-3564	SCREW, ASSEMBLED WASHER, BRACKET 423564 (24617)	EA	1	*	*	*	*	*	*			83	12
PO	2520-443-8133	SHAFT, BRAKE PEDAL 11656847 (19207)	EA	1	*	*	*	*	*	*			83	13

GROUP 13 Wheels and Tracks

Page 218

					(6) 30-day DS maint. allowance			(7) 30-day GS maint. allowance					(10) Illustration	
(1) SMR code	(2) Federal Stock Number	(3) Description Reference Number & Mfg. Code Usable on Code	(4) Unit of meas	(5) Qty inc in unit	(a) 1-20	(b) 21-50	(c) 51-100	(a) 1-20	(b) 21-50	(c) 51-100	(8) 1-yr alw per 100 equip cntgcy	(9) Depot maint alw per 100 equip	(a) Figure No.	(b) Item No.
		GROUP 13-WHEELS AND TRACKS												
		1311 WHEEL ASSEMBLY												

PO	5310-246-0188	NUT, ADJUSTING, FRONT AXLE BEARING 11657856 (19207)	EA	4	*	*	*	*	*	*			75	1
PO	5310-115-9047	WASHER, WHEEL BEARING ADJUSTING 11657860 (19207)	EA	2	*	*	*	*	*	*			75	2
PO	3110-100-3529	BEARING ASSEMBLY, FRONT OUTER 703020 (00000)	EA	2	*	*	*	*	*	*			75	3
PO	3110-100-0229	BEARING ASSEMBLY, FRONT INNER 11662689 (19207)	EA	2	*	*	*	*	*	*			75	4
PO	2530-917-0818	SEAL, FRONT WHEEL, INNER 11640817 (19207)	EA	2	*	*	*	*	*	*			75	5
PO	2530-034-3443	SPINDLE ASSEMBLY 945731 (65909)	EA	2	*	*	*	*	*	*			75	6
X1		SPINDLE 30999 (72447)	EA	1									75	7
PO	3120-080-9858	BUSHING, SPINDLE 30864 (72447)	EA	1	*	*	*	*	*	*			75	8
PO	5310-115-9047	WASHER, WHEEL BEARING ADJUSTING 11657860 (19207)	EA	2	*	*	*	*	*	*			77	25
PO	5310-246-0188	NUT, ADJUSTING, REAR AXLE BEARING 11657856(19207)	EA	4	*	*	*	*	*	*			77	26
PO	3110-100-0219	BEARING ASSEMBLY, REAR, OUTER 705785 (00000)	EA	2	*	*	*	*	*	*			77	27
PO	3110-100-0251	BEARING ASSEMBLY, REAR, INNER 713097 (00000)	EA	2	*	*	*	*	*	*			77	28
PO	5330-864-5774	SEAL, REAR WHEEL, INNER 11640818(19207)	EA	2	*	*	*	*	*	*			77	29
PO	2530-410-2275	BRACKET, LIFTING, REAR 11656909 (19207)	EA	2	*	*	*	*	*	*			77	39

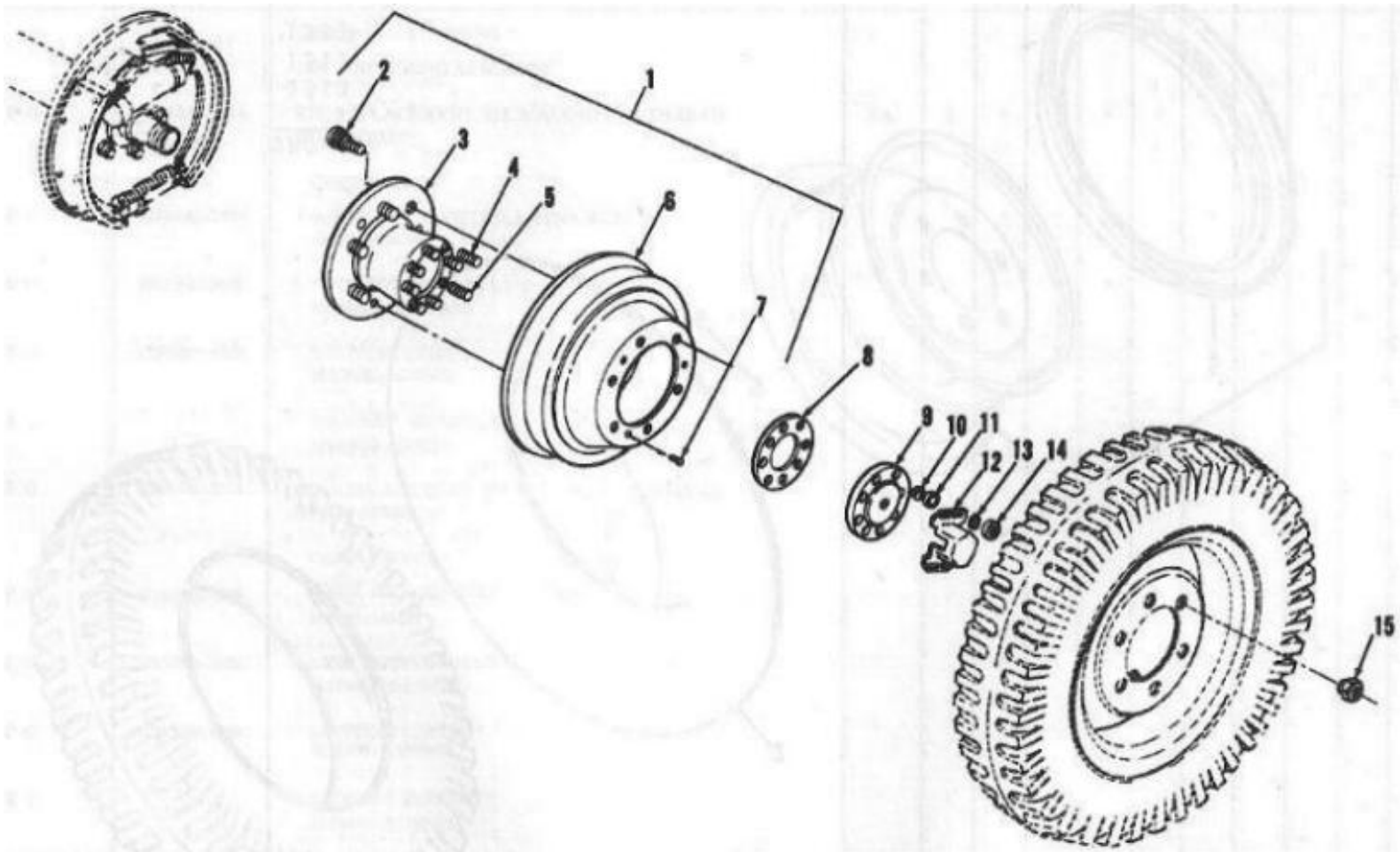


Figure 84: Hub and Drum Assemblies and Related Parts

Page 219

(1) SMR code	(2) Federal Stock Number	(3) Description Reference Number & Mfg. Code Usable on Code	(4) Unit of meas	(5) Qty inc in unit	(6) 30-day DS maint. allowance			(7) 30-day GS maint. allowance			(8) 1-yr alw per 100 equip cntgcy	(9) Depot maint alw per 100 equip	(10) Illustration	
					(a) 1-20	(b) 21-50	(c) 51-100	(a) 1-20	(b) 21-50	(c) 51-100			(a) Figure No.	(b) Item No.
		1311 WHEEL ASSEMBLY -Continued												
X20		HUB AND DRUM ASSEMBLY, FRONT 11641020 (19207)	EA	2	*	*	*	*	*	*			84	1
PO	2530-933-3580	STUD, WHEEL 11640680 (19207)	EA	6	*	*	*	*	*	*			84	2
X1		HUB, FRONT 11640973 (19207)	EA	1									84	3
PO		STUD, FLANGE, 2-1/2 IN. LONG 11640937-1(19207)	EA	4	*	*	*	*	*	*			84	4
PO		STUD, FLANGE, 2 IN. LONG 11640937-2 (19207)	EA	2	*	*	*	*	*	*			84	5
PO	2530-933-3581	DRUM, BRAKE, FRONT 11640839 (19207)	EA	1	*	*	*	*	*	*			84	6

PO	5305-823-5744	SCREW, MACHINE, DRUM TO HUB 11657855 (19207)	EA	3	*	*	*	*	*	*			84	7
X20		HUB AND DRUM ASSEMBLY, REAR 11641021 (19207)	EA	2	*	*	*	*	*	*			84	1
PO	2530-933-3580	STUD, WHEEL 11640680(19207)	EA	6	*	*	*	*	*	*			84	2
X1		HUB, REAR 11640721 (19207)	EA	1									84	3
PO	5307-159-6231	STUD, FLANGE, 2-1/2 IN. LONG 11640937-1(19207)	EA	4	*	*	*	*	*	*			84	4
PO	5307-159-6232	STUD, FLANGE, 2 IN. LONG 11640937-2 (19207)	EA	4	*	*	*	*	*	*			84	5
PO	2530-933-3726	DRUM, BRAKE, REAR 11640991 (19207)	EA	1	*	*	*	*	*	*			84	6
PO	5305-823-5744	SCREW, MACHINE, DRUM TO HUB 11657855 (19207)	EA	3	*	*	*	*	*	*			84	7
PO	5330-087-8929	GASKET, AXLE FLANGE 11657211 (19207)	EA	2	*	*	*	*	*	*			84	8

Page 220

					(6) 30-day DS maint. allowance			(7) 30-day GS maint. allowance					(10) Illustration	
(1) SMR code	(2) Federal Stock Number	(3) Description Reference Number & Mfg. Code Usable on Code	(4) Unit of meas	(5) Qty inc in unit	(a) 1-20	(b) 21-50	(c) 51-100	(a) 1-20	(b) 21-50	(c) 51-100	(8) 1-yr alw per 100 equip cntgcy	(9) Depot maint alw per 100 equip	(a) Figure No.	(b) Item No.
		131 1 WHEEL ASSEMBLY Continued												
PO	2520-033-9336	FLANGE, AXLE SHAFT 945749 (65909)	EA	2	*	*	*	*	*	*			84	9
PO	3120-179-7355	BUSHING, AXLE FLANGE STUD 11640734 (19207)	EA	12	*	*	*	*	*	*			84	10
PO		SPACER, LIFTING BRACKET 11656874 (19207)	EA	16	*	*	*	*	*	*			84	11
PO	2530-410-2275	BRACKET, LIFTING, FRONT 11656909 (19207)	EA	2	*	*	*	*	*	*			84	12
PO	5310-550-3503	WASHER, LOCK, FLANGE MS35335-36 (96906)	EA	12	*	*	*	*	*	*			84	13
PO	5310-297-3250	NUT, PLAIN, HEXAGON, FLANGE MS51968-11 (96906)	EA	12	*	*	*	*	*	*			84	14
PO	5310-792-3588	NUT, WHEEL, LUG 11657800 (19207)	EA	24	*	*	*	*	*	*			84	15
PO	2530-927-3291	WHEEL ASSEMBLY, RIM AND DISK (16 IN. x 6.50 IN.) 11641032 (19207)	EA	5	*	*	*	*	*	*			85	3
X1		RIM, WHEEL 11657865 (19207)	EA	4	*	*	*	*	*	*			85	4
X1		RING, SIDE 11657862 (19207)	EA	1	*	*	*	*	*	*			85	5
		1313 TIRES, TUBES												
POR	2610-540-4719	TIRE, CASING, 900-16, 8 PLY (NNDT) MS35388-11 (96906)	EA	5	*	*	*	*	*	*			85	1

PO	2610-051-9266	TUBE MS35390-10 (96906)	EA	5	*	*	*	*	*	*			85	2
PO	2640-052-0944	CAP, VALVE, TUBE 501235 (19207)	EA	4	*	*	*	*	*	*			85	6

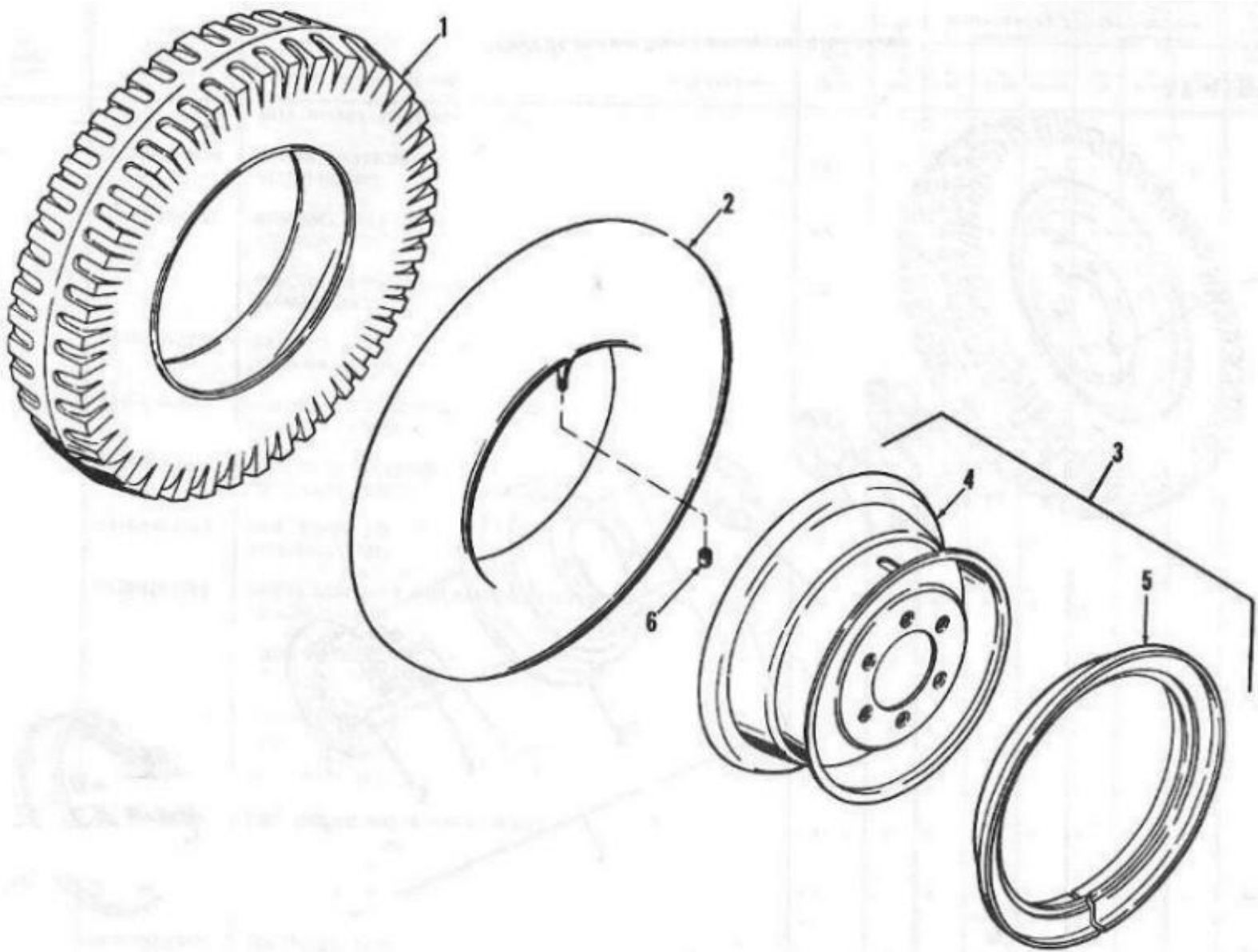


Figure 85: Tires, Tubes and Rims Note: Some items pictured are not in this group. see table below to find correct group.

ITEM	GROUP
3, 4, 5	1311

GROUP 14 Steering

				(6) 30-day DS maint. allowance	(7) 30-day GS maint. allowance			(10) Illustration
--	--	--	--	---	---	--	--	----------------------

(1) SMR code	(2) Federal Stock Number	(3) Description Reference Number & Mfg. Code Usable on Code	(4) Unit of meas	(5) Qty inc in unit	(a) 1-20	(b) 21-50	(c) 51-100	(a) 1-20	(b) 21-50	(c) 51-100	(8) 1-yr alw per 100 equip cntgcy	(9) Depot maint alw per 100 equip	(a) Figure No.	(b) Item No.
		GROUP 14 STEERING												
		1401 STEERING ASSEMBLY												
PO	2530-933-3714	KIT, REPLACEMENT, TIE ROD END L. H. THREAD 5704399(19207)	EA	1	*	*	*	*	*	*			75	
		COMPOSED OF:												
PO	5310-045-1339	2-NUT, HEX, SLOTTED, 5/8 (SOCKET) 451339(24617)			*	*	*	*	*	*			75	19
PO	5315-839-5822	1-PIN, COTTER, 1/8 x 1-1/2 MS24665-353 (96906)			*	*	*	*	*	*			75	20
PO	4730-050-4203	1-FITTING LUBE MS15001-1 (96906)			*	*	*	*	*	*			75	32
X1		1-SOCKET ASSEMBLY 11640995-1 (19207)											75	33
PO	2530-933-3713	KIT, REPLACEMENT, TIE ROD END R. H. THREAD 5704400(19207)	EA	1	*	*	*	*	*	*			75	
		COMPOSED OF:												
PO	5310-045-1339	2-NUT, HEX, SLOTTED, 5/8 (SOCKET) 451339(24617)			*	*	*	*	*	*			75	19
PO	5315-839-5822	1-PIN, COTTER, 1/8 x 1-1/2 MS24665-353 (96906)			*	*	*	*	*	*			75	20
PO	4730-050-4203	1-FITTING LUBE MS15001-1 (96906)			*	*	*	*	*	*			75	32
X1		1-SOCKET ASSEMBLY 11640995-2(19207)											75	33
X20		WASHER, SPACER, TIE ROD-TO-STEERING ARM 35243(72447)	EA	2	*	*	*	*	*	*			75	21
X20		ROD, TIE 11641070(19207)	EA	1	*	*	*	*	*	*			75	27

					(6) 30-day DS maint. allowance			(7) 30-day GS maint. allowance					(10) Illustration	
(1) SMR code	(2) Federal Stock Number	(3) Description Reference Number & Mfg. Code Usable on Code	(4) Unit of meas	(5) Qty inc in unit	(a) 1-20	(b) 21-50	(c) 51-100	(a) 1-20	(b) 21-50	(c) 51-100	(8) 1-yr alw per 100 equip cntgcy	(9) Depot maint alw per 100 equip	(a) Figure No.	(b) Item No.
		1401 STEERING ASSEMBLY Continued												
PO	5305-716-8183	SCREW, TIE ROD CLAMP, 1/2-20 x 2.25 MS90726-116 (96906)	EA	2	*	*	*	*	*	*			75	28

PO	5340-081-6573	CLAMP, TIE ROD 11601614(19207)	EA	2	*	*	*	*	*	*			75	29
PO	5310-584-5272	WASHER, LOCK, TIE ROD CLAMP, 1/2 120384 (24617)	EA	2	*	*	*	*	*	*			75	30
PO	5310-732-0560	NUT, HEX, TIE ROD CLAMP, 1/20-20 MS35690-825 (96906)	EA	2	*	*	*	*	*	*			75	31
PO	2530-928-6117	SEAL, DUST, TIE ROD END 11640996(19207)	EA	2	*	*	*	*	*	*			75	34
PHT	2530-933-3531	GEAR ASSEMBLY, STEERING 11640716(19207)	EA	1				*	*	*			86	
PF	4820-726-4719	VENT, ASSEMBLY STEERING GEAR 519637(19207)	EA	1	*	*	*	*	*	*			86	1
PH	5306-217-9681	BOLT, HOUSING 33940(77640)	EA	4				*	*	*			86	2
PH		COVER AND BUSHING 35DF23 (77640)	EA	1				*	*	*			86	3
PH	5310-470-2981	NUT, STEERING GEAR ADJUSTING SCREW 3100 (77640)	EA	1				*	*	*			86	24
PH	4730-817-6578	BUSHING, REDUCE, 1/2 - 1/8 144214 (24617)	EA	1				*	*	*			86	25
PH	2530-933-3539	KIT, REPAIR, STEERING GEAR 5704418 (19207)	EA	1				*	*	*				
X1		1-GASKET 5DF75 (77640)											86	4

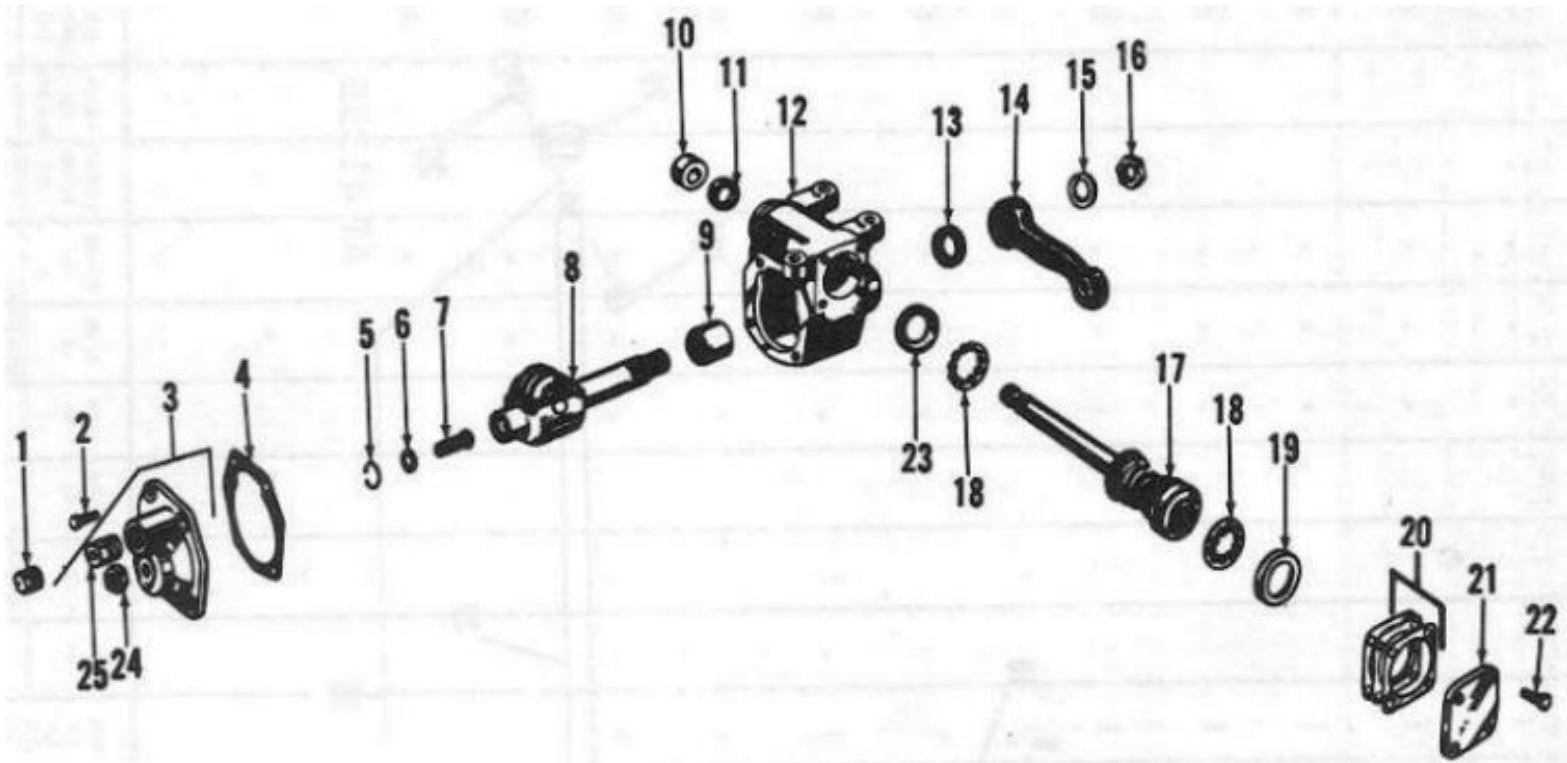


Figure 86: Steering Gear

				(6) 30-day DS maint. allowance	(7) 30-day GS maint. allowance			(10) Illustration
--	--	--	--	---	---	--	--	----------------------

(1) SMR code	(2) Federal Stock Number	(3) Description Reference Number & Mfg. Code Usable on Code	(4) Unit of meas	(5) Qty inc in unit	(a) 1-20	(b) 21-50	(c) 51-100	(a) 1-20	(b) 21-50	(c) 51-100	(8) 1-yr alw per 100 equip cntgcy	(9) Depot maint alw per 100 equip	(a) Figure No.	(b) Item No.
		1401 STEERING ASSEMBLY Continued												
		KIT, REPAIR, STEERING GEAR Continued												
X1		1-BEARING 3602 (77640)											86	9
X1		1-SHIELD 402296 (77640)											86	10
X1		1-SEAL, FRONT COLUMN 402296 (77640)											86	11
X1		1-SEAL, SHAFT FRONT 032164 (77640)											86	13
PH	5340-298-6572	RING, RETAINING 3405 (77640)	EA	1				*	*	*			86	5
PH	5310-880-6004	WASHER, THRUST 4DF03 (77640)	EA	1				*	*	*			86	6
PH	2530-044-2240	SCREW, STEERING GEAR ADJUSTING 3020 (77640)	EA	1				*	*	*			86	7
PH		SHAFT AND ROLLER YDF257 (77640)	EA	1				*	*	*			86	8
X2H		HOUSING, STEERING GEAR 35JC14 (77640)	EA	1				*	*	*			86	12
PF	2530-177-9325	ARM, PITMAN 11657310 (19207)	EA	1	*	*	*	*	*	*			86	14
PH	5310-234-4936	WASHER, LOCK, SHAFT 19382 (77640)	EA	1				*	*	*			86	15
PH	5310-637-0592	NUT, SHAFT 1630 (77640)	EA	1				*	*	*			86	16
PH	2530-477-1801	COLUMN AND WORM ASSEMBLY 5JM49 (77640)	EA	1				*	*	*			86	17

					(6) 30-day DS maint. allowance			(7) 30-day GS maint. allowance					(10) Illustration	
(1) SMR code	(2) Federal Stock Number	(3) Description Reference Number & Mfg. Code Usable on Code	(4) Unit of meas	(5) Qty inc in unit	(a) 1-20	(b) 21-50	(c) 51-100	(a) 1-20	(b) 21-50	(c) 51-100	(8) 1-yr alw per 100 equip cntgcy	(9) Depot maint alw per 100 equip	(a) Figure No.	(b) Item No.
		1401 STEERING ASSEMBLY Continued												
PH		BALL AND CAGE ASSEMBLY BEARING 400079A1 (77640)	EA	2				*	*	*			86	18
X1	3110-227-2201	BALL 400014 (77640)	EA	10										

X1		CAGE 400079(77640)	EA	1										
PH		CUP, LOWER BEARING 40083(77640)	EA	1				*	*	*			86	19
PH	5365-658-3815	SHIM, HOUSING TO COVER .002 THK 35DC07 (77640)	EA	2				*	*	*			86	20
PH	5365-658-3816	SHIM, HOUSING TO COVER .005 THK 35DC08 (77640)	EA	1				*	*	*			86	20
PH		SHIM, HOUSING TO COVER .010 THK 35DC09 (77640)	EA	1				*	*	*			86	20
X2H	2530-481-2559	COVER, WORM GEAR 33772(77640)	EA	1				*	*	*			86	21
PH	5305-237-8029	SCREW, COVER TO HOUSING 1202(77640)	EA	4				*	*	*			86	22
PH		CUP, BEARING, UPPER 400084(77640)	EA	1				*	*	*			86	23
PF	5305-069-5574	SCREW, STEERING GEAR MS90725-86 (96906)	EA	2	*	*	*	*	*	*			87	1
PF	5310-209-0965	WASHER, LOCK M835338-47 (96906)	EA	3	*	*	*	*	*	*			87	2
PF	5310-732-4849	WASHER, FLAT, STEERING GEAR MS27183-77 (96906)	EA	3	*	*	*	*	*	*			87	3

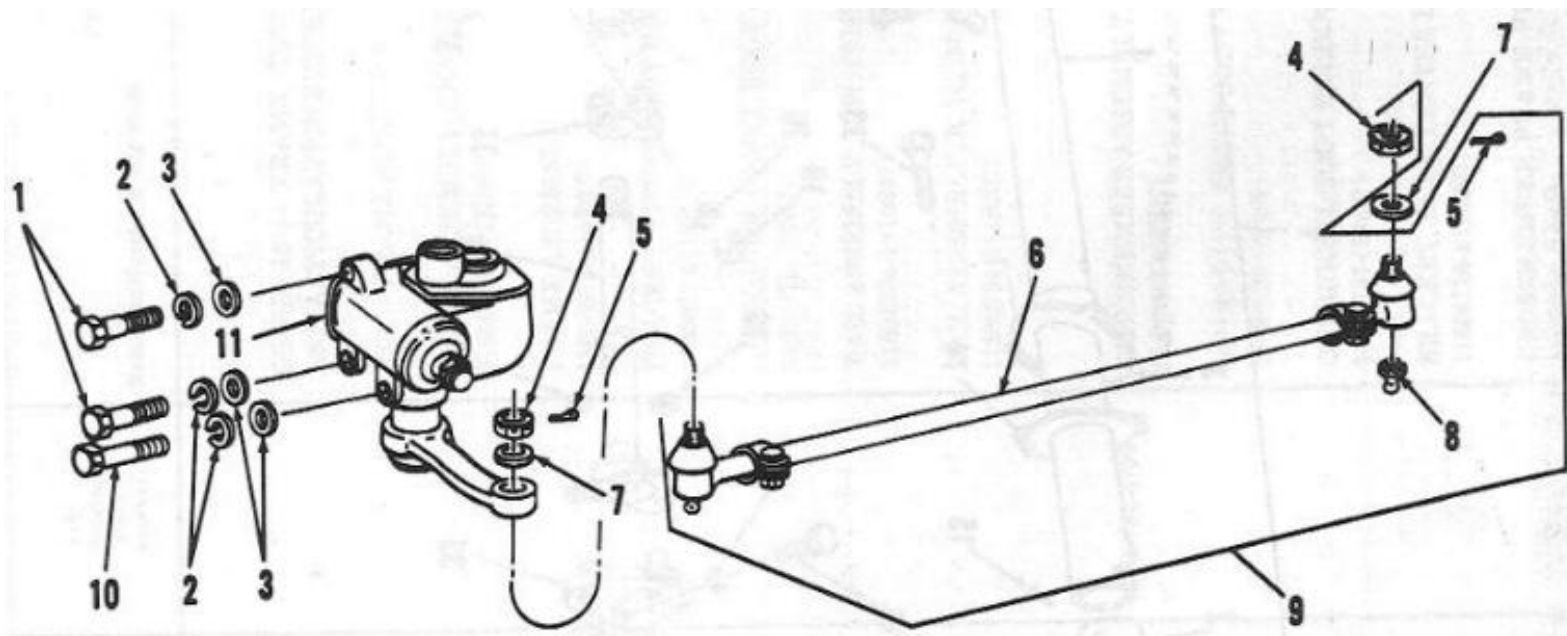


Figure 87: Drag Link Assembly and Steering Gear Mounting Parts

(1) SMR code	(2) Federal Stock Number	(3) Description Reference Number & Mfg. Code Usable on Code	(4) Unit of meas	(5) Qty inc in unit	(6) 30-day DS maint. allowance			(7) 30-day GS maint. allowance			(8) 1-yr alw per 100 equip cntgcy	(9) Depot maint alw per 100 equip	(10) Illustration	
					(a)	(b)	(c)	(a)	(b)	(c)			(a) Figure No.	(b) Item No.

		1401 STEERING ASSEMBLY Continued												
PF	5310-159-6319	WASHER, SPACER, STEERING GEAR 11657548(19207)	EA	2	*	*	*	*	*	*			87	7
PF	2530-917-0927	DRAG LINK, STEERING 11657985 (19207)	EA	1	*	*	*	*	*	*			87	9
		COMPOSED OF:												
PF	5310-045-1339	2-NUT, HEXAGON HEAD, SLOTTED 451339(24617)			*	*	*	*	*	*			87	4
PF		2-PIN, COTTER 137204 (24617)			*	*	*	*	*	*			87	5
X1		1-DRAG LINK ASSEMBLY 11662515(19207)											87	6
PF	4730-050-4203	2-FITTING MS15001-1 (96906)			*	*	*	*	*	*			87	8
PF	5305-069-5582	BOLT, STEERING GEAR MS90725-98 (96906)	EA	1	*	*	*	*	*	*			87	10
X20		STEERING COLUMN ASSEMBLY 11640825(19207)	EA	1	*	*	*	*	*	*			88	1
PO		BEARING, JACKET, LOWER 11657661 (19207)	EA	1	*	*	*	*	*	*			88	2
X1		PLATE, SUPPORT 11640971(19207)	EA	1									88	3
PO		COLUMN ASSEMBLY 11657628(19207)	EA	1	*	*	*	*	*	*			88	4
PO	2530-456-9273	BEARING 11662518 (19207)	EA	1	*	*	*	*	*	*			88	5
PO	3110-165-6052	RETAINER 11640830 (19207)	EA	1	*	*	*	*	*	*			88	6

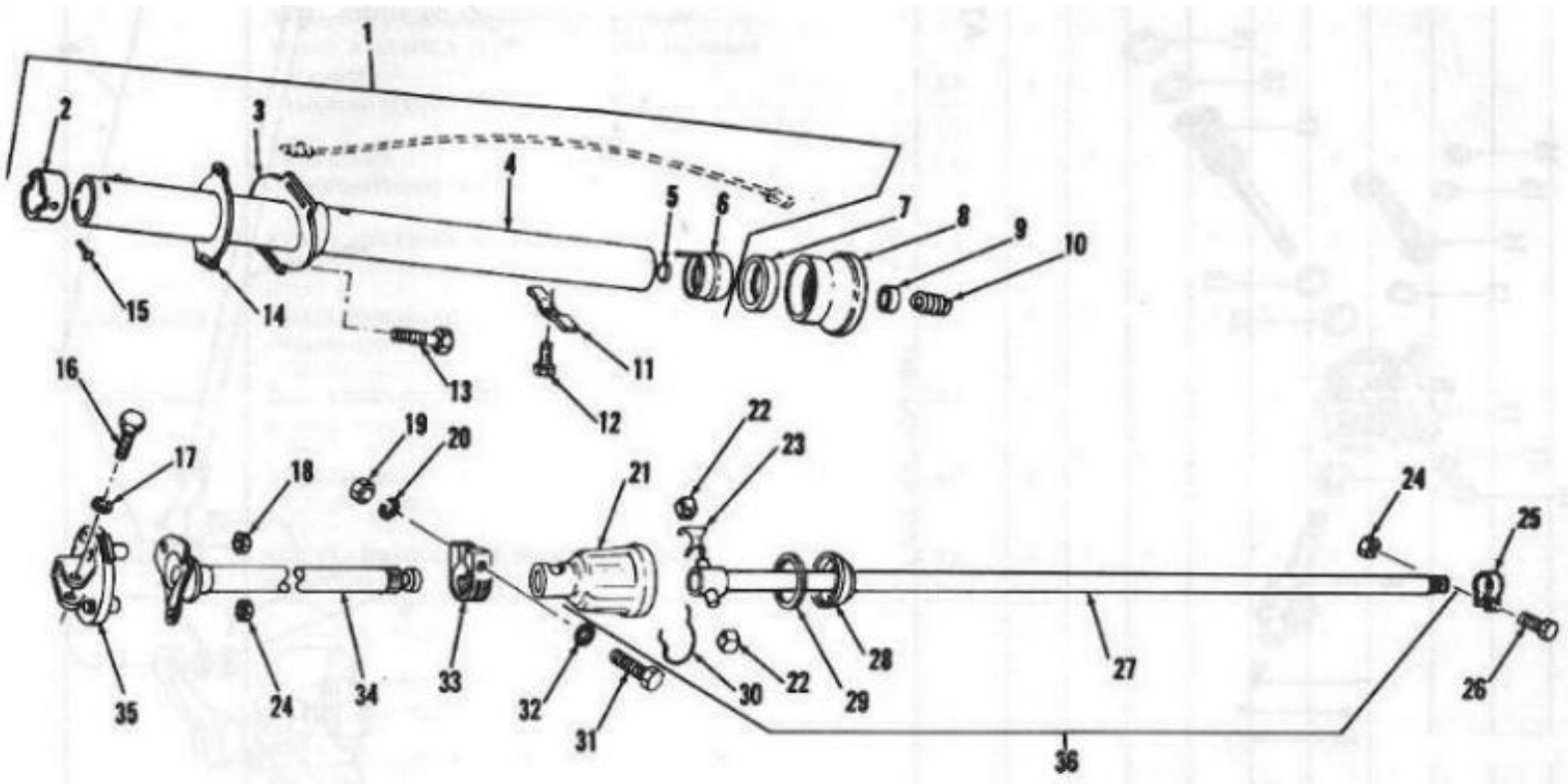


Figure 88: Steering Column and Related Parts

					(6) 30-day DS maint. allowance			(7) 30-day GS maint. allowance					(10) Illustration	
(1) SMR code	(2) Federal Stock Number	(3) Description Reference Number & Mfg. Code Usable on Code	(4) Unit of meas	(5) Qty inc in unit	(a) 1-20	(b) 21-50	(c) 51-100	(a) 1-20	(b) 21-50	(c) 51-100	(8) 1-yr alw per 100 equip cntgcy	(9) Depot maint alw per 100 equip	(a) Figure No.	(b) Item No.
		1401 STEERING ASSEMBLY Continued												
		STEERING COLUMN ASSEMBLY-Continued												
PO		SCREW AND LOCK WASHER 11657685(19207)	EA	2	*	*	*	*	*	*			88	15
X20		SLEEVE, COLUMN BEARING, UPPER 7979485(19207)	EA	1	*	*	*	*	*	*			88	9
PO	5360-159-3876	SPRING, STEERING COLUMN BEARING 11657588(19207)	EA	1	*	*	*	*	*	*			88	10
PO	2530-235-4754	CLAMP, STEERING COLUMN 11657137 (19207)	EA	1	*	*	*	*	*	*			88	11
PO	5306-042-3564	BOLT, CLAMP TO PANEL, 5/16-18 x 1-1/4 423564 (24617)	EA	1	*	*	*	*	*	*			88	12
PO	5306-042-3561	SCREW, CAP, SUPPORT PLATE TO PANEL 423561 (24617)	EA	2	*	*	*	*	*	*			88	13
PO		SEAL, LOWER SUPPORT 11641014(19207)	EA	1	*	*	*	*	*	*			88	14
PO	5305-978-9396	SCREW, CAP, COUPLING CLAMP, SOCKET HEAD MS16997-101 (96906)	EA	1	*	*	*	*	*	*			88	16
PO	5310-637-9541	WASHER, LOCK, COUPLING CLAMP SCREW MS35338-44 (96906)	EA	1	*	*	*	*	*	*			88	17
PO	5310-696-5177	NUT AND LOCK WASHER 8328482(19207)	EA	1	*	*	*	*	*	*			88	18
PO	5310-297-3250	NUT, HEX, SHAFT U JOINT CLAMP MS51968-11 (96906)	EA	1	*	*	*	*	*	*			88	19
PO	5310-209-0965	WASHER, LOCK, 7/16 MS35338-47 (96906)	EA	1	*	*	*	*	*	*			88	20
PO	2540-301-7423	NUT, SHAFT CLAMP BOLT, 5/16-24 8328392(19207)	EA	2	*	*	*	*	*	*			88	24

				(6) 30-day DS maint. allowance	(7) 30-day GS maint. allowance			(10) Illustration

(1) SMR code	(2) Federal Stock Number	(3) Description Reference Number & Mfg. Code Usable on Code	(4) Unit of meas	(5) Qty inc in unit	(a) 1-20	(b) 21-50	(c) 51-100	(a) 1-20	(b) 21-50	(c) 51-100	(8) 1-yr alw per 100 equip cntgcy	(9) Depot maint alw per 100 equip	(a) Figure No.	(b) Item No.
		1401 STEERING ASSEMBLY Continued												
PO	5340-163-0303	CLAMP, SHAFT, LOWER 11657547(19207)	EA	1	*	*	*	*	*	*			88	25
PO	5306-050-1239	VOLT, SHAFT CLAMP, 5/16-24 x 1-1/2 MS90727-38 (96906)	EA	1	*	*	*	*	*	*			88	26
PO	5305-710-4196	SCREW, STEERING CLAMP, 7/16-20 x 2 MS90726-91 (96906)	EA	1	*	*	*	*	*	*			88	31
PO	5310-145-1627	WASHER, SPECIAL STEERING COLUMN SHAFT CLAMP 11657534(19207)	EA	1	*	*	*	*	*	*			88	32
PO	5340-159-3838	CLAMP, SHAFT, U-JOINT 11657575(19207)	EA	1	*	*	*	*	*	*			88	33
PO	2530-454-5083	SHAFT AND FLANGE, LOWER ASSEMBLY 11640916(19207)	EA	1	*	*	*	*	*	*			88	34
PO	2530-125-6638	COUPLING ASSEMBLY WITH FLANGE MOUNTING 11640997(19207)	EA	1	*	*	*	*	*	*			88	35
PO	2530-124-9752	SHAFT, ASSEMBLY STEERING, UPPER 11640797(19207)	EA	1	*	*	*	*	*	*			88	36
X1		COUPLING 11657569 (19207)	EA	1									88	21
X1		BEARING 11657578 (19207)	EA	2									88	22
X1		SPRING 11657573 (19207)	EA	1									88	23
X1		SHAFT 11657572 (19207)	EA	1									88	27
PO	5330-147-8446	SEAL 11657577(19207)	EA	1	*	*	*	*	*	*			88	28

(1) SMR code	(2) Federal Stock Number	(3) Description Reference Number & Mfg. Code Usable on Code	(4) Unit of meas	(5) Qty inc in unit	(6) 30-day DS maint. allowance	(7) 30-day GS maint. allowance	(8) 1-yr alw per 100 equip cntgcy	(9) Depot maint alw per 100 equip	(10) Illustration
		1401 STEERING ASSEMBLY Continued							
		SHAFT, ASSEMBLY STEERING,UPPER Continued							

X1		WASHER 11657570(19207)	EA	1									88	29
PO		RETAINER 11657940 (19207)	EA	1	*	*	*	*	*	*			88	30
X20		WHEEL, STEERING ASSEMBLY 11641087 (19207)	EA	1	*	*	*	*	*	*			54	10
PO	2530-917-5909	WHEEL, STEERING 11641065 (19207)	EA	1	*	*	*	*	*	*			54	10
PO	5330-157-6302	SEAL, STEERING WHEEL 11640831 (19207)	EA	1	*	*	*	*	*	*			88	7
X1		RETAINER 11641066(19207)	EA	1									88	8
PO	5310-112-1358	NUT, PLAIN, HEXAGON, STEERING WHEEL 121358(24617)	EA	1	*	*	*	*	*	*			54	11

GROUP 15 Frame, Towing Attachments, Drawbars and Articulation System

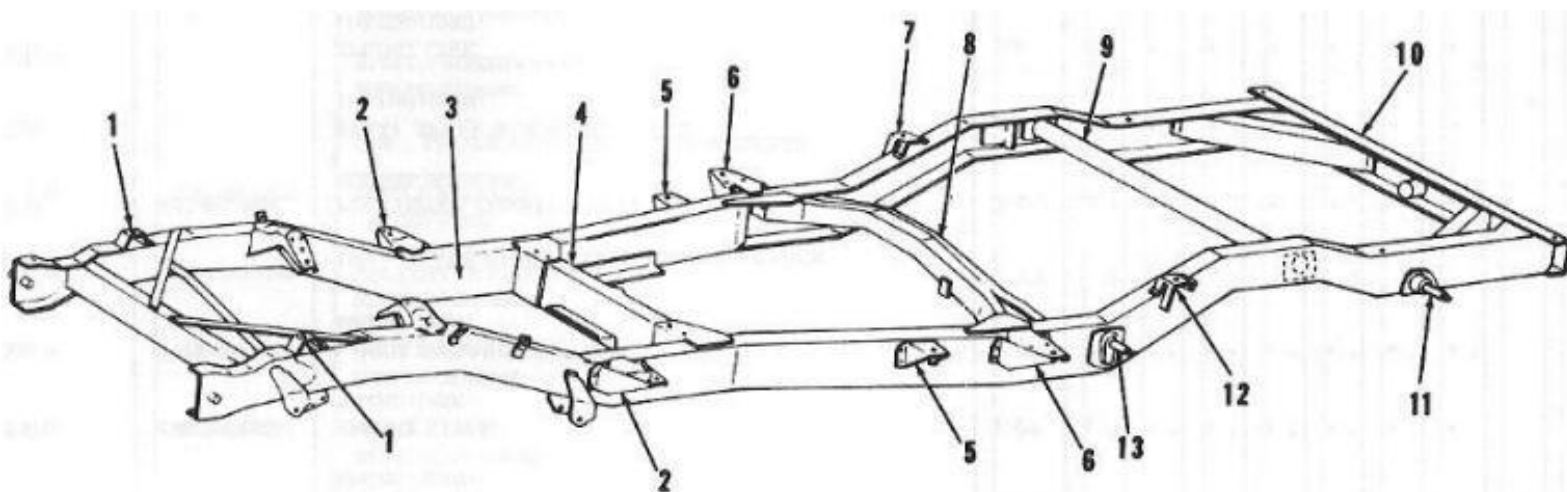


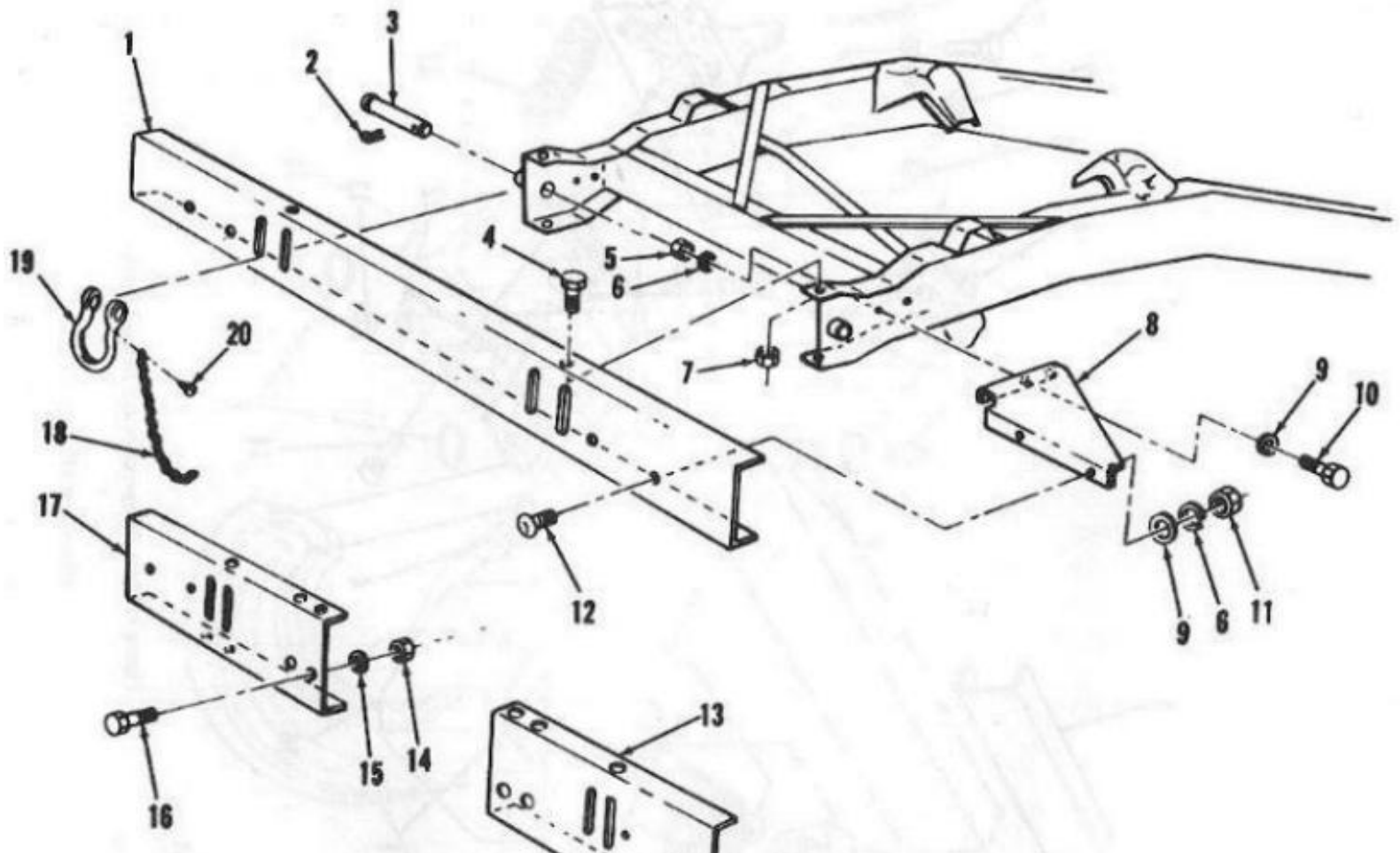
Figure 89: Frame Assembly

(1) SMR code	(2) Federal Stock Number	(3) Description Reference Number & Mfg. Code Usable on Code	(4) Qty Unit of meas	(5) inc in unit	(6) 30-day DS maint. allowance			(7) 30-day GS maint. allowance			(8) 1-yr alw per 100 equip cntgcy	(9) Depot maint alw per 100 equip	(10) Illustration	
					(a)	(b)	(c)	(a)	(b)	(c)			(a) Figure No.	(b) Item No.
		GROUP 15 FRAME, TOWING ATTACHMENTS, DRAWBARS AND ARTICULATION SYSTEM												

		1501 FRAME ASSEMBLY											
X2H		FRAME ASSEMBLY, CHASSIS 11656675-2 (19207) CA	EA	1				*	*	*		89	
X2H		FRAME ASSEMBLY 11656675-1 (19207) BA, BB, DA, DB, EA, EB	EA	1				*	*	*		89	
X2H		BRACKET, FRONT BODY HOLDDOWN 11656704(19207)	EA	2				*	*	*		89	1
X2H		OUTRIGGER, FRONT, BODY HOLDDOWN 11656725(19207)	EA	2				*	*	*		89	2
X2H		RAIL ASSEMBLY, L. H., INNER 11656734-1(19207) CA	EA	1				*	*	*		89	3
X2H		RAIL ASSEMBLY, R. H., INNER 11656734-2(19207) CA	EA	1				*	*	*		89	3
PH	2510-731-4797	CROSSMEMBER ASSEMBLY, REAR ENGINE SUPPORT 11656685 (19207)	EA	1				*	*	*		89	4
X2H		OUTRIGGER, FRONT BODY HOLDDOWN 11656726(19207)	EA	1				*	*	*		89	5
X2H		OUTRIGGER, BODY HOLDDOWN, REAR CENTER 11656737(19207) BA, BB, DA, DB, EA, EB	EA	1				*	*	*		89	6
X2H		BRACKET, REAR, CENTER BODY HOLDDOWN 11656719-2(19207)	EA	1				*	*	*		89	7
X2H		CROSSMEMBER, FRAME, FRONT CENTER 11656703(19207)	EA	1				*	*	*		89	8

				(6) 30-day DS maint. allowance			(7) 30-day GS maint. allowance					(10) Illustration		
(1) SMR code	(2) Federal Stock Number	(3) Description Reference Number & Mfg. Code Usable on Code	(4) Unit of meas	(5) Qty inc in unit	(a) 1-20	(b) 21-50	(c) 51-100	(a) 1-20	(b) 21-50	(c) 51-100	(8) 1-yr alw per 100 equip cntgcy	(9) Depot maint alw per 100 equip	(a) Figure No.	(b) Item No.
		1501 FRAME ASSEMBLY Continued												
X2H		CROSSMEMBER ASSEMBLY, REAR, CENTER 11656709(19207)	EA	1				*	*	*			89	9
X2H		CROSSMEMBER ASSEMBLY, REAR 11656681-1 (19207)	EA	1				*	*	*			89	10
X2H		HANGER ASSEMBLY, REAR SPRING 11656693(19207)	EA	2				*	*	*			89	11

X2H		BRACKET, REAR, CENTER BODY HOLDDOWN 115657-9-1 (19207)	EA	1				*	*	*			89	12
X2H		BRACKET, INNER AND OUTER SPRING HANGER 11656692(19207)	EA	4				*	*	*			89	13
PH		RIVET, RAIL ASSEMBLY MS35743-14 (96906) CA	EA	4				*	*	*				
PH	5305-269-2802	SCREW, CAP, HEXAGON HEAD, REAR ENGINE CROSSMEMBER MS90726-59 (96906)	EA	8				*	*	*				
PH	5310-637-9541	WASHER, LOCK, REAR ENGINE CROSSMEMBER MS35338-46 (96906)	EA	8				*	*	*				
PH	5310-732-0559	NUT, PLAIN, HEXAGON, REAR ENGINE CROSSMEMBER MS51968-8 (96906)	EA	8				*	*	*				
PO	2540-455-1270	BUMPER, FRONT 11656910 (19207) BA, CA, DA, EA	EA	1	*	*	*	*	*	*			90	1
PO	5315-281-7743	CLIP, CHAIN AND PIN 7719236(19207)	EA	4	*	*	*	*	*	*			90	2
PO	5315-455-6884	PIN, SHACKLE 8438578 (19207)	EA	4	*	*	*	*	*	*			90	3
PO	5305-716-8186	SCREW, CAP, HEXAGON HEAD, FRONT BUMPER MS90726-110 (96906) BA, CA, DA, EA	EA	4	*	*	*	*	*	*			90	4






Figure 90: Front Bumper

(1) SMR code	(2) Federal Stock Number	(3) Description Reference Number & Mfg. Code Usable on Code	(4) Unit of meas	(5) Qty inc in unit	(6) 30-day DS maint. allowance			(7) 30-day GS maint. allowance			(8) 1-yr alw per 100 equip cntgcy	(9) Depot maint alw per 100 equip	(10) Illustration	
					(a) 1-20	(b) 21-50	(c) 51-100	(a) 1-20	(b) 21-50	(c) 51-100			(a) Figure No.	(b) Item No.
		1501 FRAME ASSEMBLY Continued												
PO	5305-716-8186	SCREW, CAP, HEXAGON HEAD, FRONT BUMPER MS90726-110 (96906) BB, DB, EB	EA	6	*	*	*	*	*	*			90	4
PO	5310-880-7745	NUT, FRONT BUMPER SUPPORT MS51968-11 (96906)	EA	4	*	*	*	*	*	*			90	5
PO	5310-209-0965	WASHER, FRONT BUMPER SUPPORT MS35338-47 (96906)	EA	4	*	*	*	*	*	*			90	6
PO	5310-488-3888	NUT, PLAIN HEXAGON, FRONT BUMPER MS51943-40 (96906) BA, CA, DA, EA	EA	4	*	*	*	*	*	*			90	7
PO	5310-488-3888	NUT, PLAIN HEXAGON, FRONT BUMPER MS51943-40 (96906) BE, DB, EB	EA	6	*	*	*	*	*	*			90	7
X20		SUPPORT, FRONT BUMPER, L. H. 11656901 -1(19207)	EA	1	*	*	*	*	*	*			90	8
X20		SUPPORT, FRONT BUMPER, R. H. 11656901-2(19207)	EA	1	*	*	*	*	*	*			90	8
PO	5310-809-4085	WASHER, FRONT BUMPER SUPPORT MS27183-16 (96906)	EA	4	*	*	*	*	*	*			90	9
PO	5305-710-4191	SCREW, CAP, HEXAGON HEAD, BUMPER SUPPORT MS90726-86 (96906)	EA	4	*	*	*	*	*	*			90	10
PO	5310-880-8789	NUT, FRONT BUMPER SUPPORT MS51967-1 1(96906)	EA	4	*	*	*	*	*	*			90	11
PO		BOLT, FRONT BUMPER SUPPORT 126428(19207)	EA	4	*	*	*	*	*	*			90	12
X20		BUMPER, FRONT, L. H. 11657018 (19207) BE, DE, EB	EA	1	*	*	*	*	*	*			90	13
PO	5310-488-3888	NUT, FRONT BUMPER ATTACHING MS51943-40(96906) BB,DB,EB	EA	6	*	*	*	*	*	*			90	14

					(6) 30-day DS maint. allowance			(7) 30-day GS maint. allowance					(10) Illustration	
(1) SMR code	(2) Federal Stock Number	(3) Description Reference Number & Mfg. Code Usable on Code	(4) Unit of meas	(5) Qty inc in unit	(a) 1-20	(b) 21-50	(c) 51-100	(a) 1-20	(b) 21-50	(c) 51-100	(8) 1-yr alw per 100 equip cntgcy	(9) Depot maint alw per 100 equip	(a) Figure No.	(b) Item No.
		1501 FRAME ASSEMBLY Continued												
PO	5310-809-5998	WASHER, FRONT BUMPER M27183-18 (96906) BB,DB,EB	EA	6	*	*	*	*	*	*			90	15
PO	5305-716-8184	SCREW, CAP, HEXAGON HEAD, FRONT BUMPER MS90726-112(96906) BB,DB,EB	EA	6	*	*	*	*	*	*			90	16
X20		BUMPER, FRONT, R. H. 11657019(19207) BB,DB,EB	EA	1	*	*	*	*	*	*			90	17
PO	4010-186-9388	CHAIN, SHACKLE 6 IN. LONG RR-C-27LA (91349)	FT	V	*	*	*	*	*	*			90	18
PO	2510-253-1098	SHACKLE, TOWING AND TIEDOWN 8438579 (19207)	EA	4	*	*	*	*	*	*			90	19
PO	5305-175-3230	SCREW, DRIVE. CHAIN MS21318-14 (96906)	EA	4	*	*	*	*	*	*			90	20
PO	5305-710-4192	SCREW, CAP, HEXAGON HEAD BUMPERETTE AND TOWING SHACKLE MS90726-87 (96906)	EA	12	*	*	*	*	*	*			91	1
PO	2530-410-2275	BRACKET, TOWING SHACKLE 11656909(19207)	EA	2	*	*	*	*	*	*			91	2
X20		EXTENSION, L, H. REAR 11656904(19207)	EA	1	*	*	*	*	*	*			91	3
PO	5310-297-3250	NUT, PLAIN, HEXAGON, BUMPERETTE, TOWING SHACKLE BRACKET EXTENSION MS51968-11 (96906)	EA	16	*	*	*	*	*	*			91	4
PO	5310-209-0965	WASHER, LOCK, BUMPERETTE, TOWING SHACKLE BRACKET EXTENSION MS35338-47 (96906)	EA	16	*	*	*	*	*	*			91	5
PO	5310-809-4085	WASHER, FLAT, EXTENSION MS27183-16 (96906)	EA	4	*	*	*	*	*	*			91	6
PO	5305-710-4189	SCREW, CAP, HEXAGON HEAD, EXTENSION MS90726-84 (96906)	EA	4	*	*	*	*	*	*			91	7

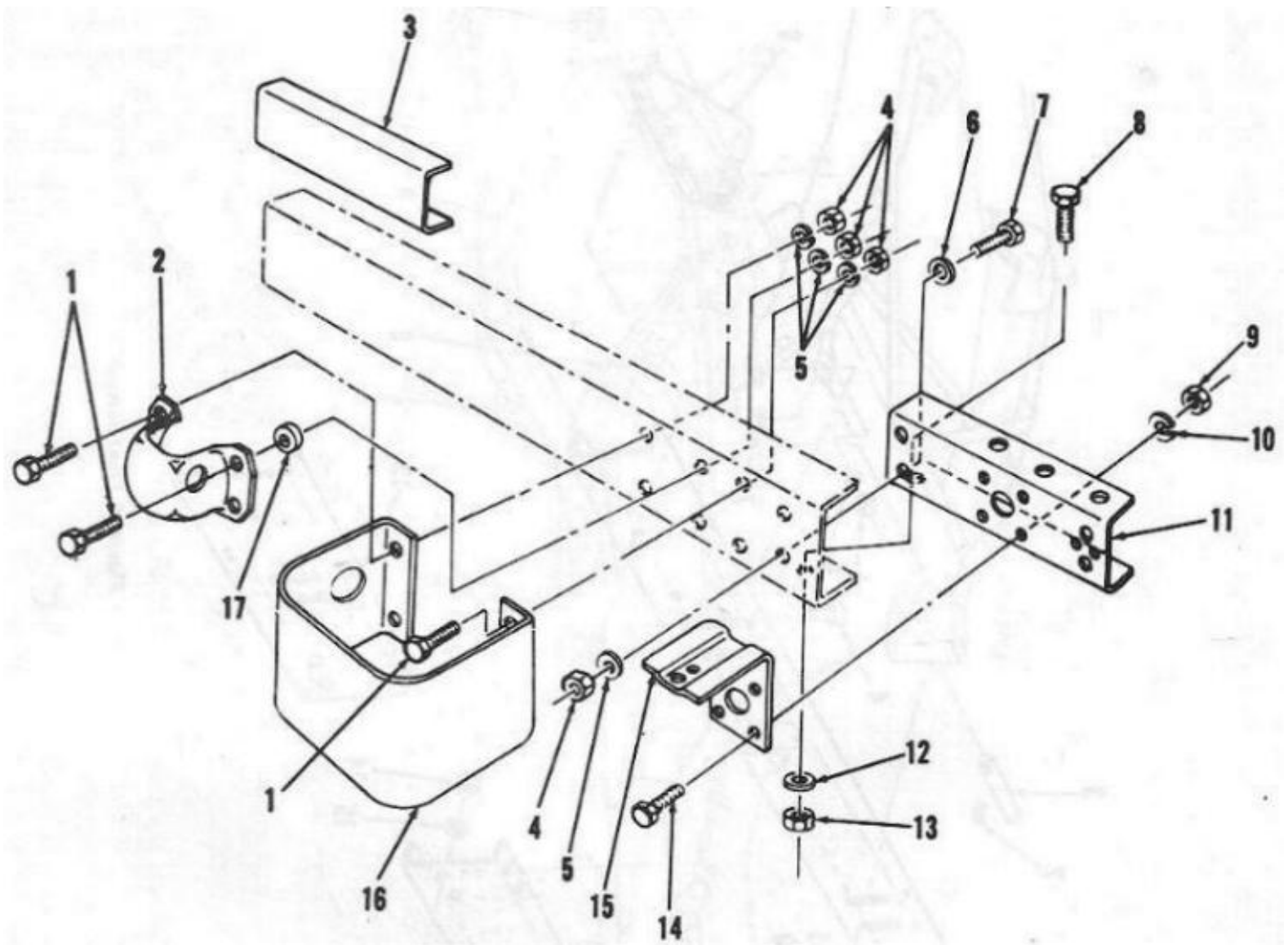


Figure 91: Rear Bumperettes and Related Parts

Page 237

(1) SMR code	(2) Federal Stock Number	(3) Description Reference Number & Mfg. Code Usable on Code	(4) Unit of meas	(5) Qty inc in unit	(6) 30-day DS maint. allowance			(7) 30-day GS maint. allowance			(8) 1-yr alw per 100 equip cntgcy	(9) Depot maint alw per 100 equip	(10) Illustration	
					(a) 1-20	(b) 21-50	(c) 51-100	(a) 1-20	(b) 21-50	(c) 51-100			(a) Figure No.	(b) Item No.
		1501 FRAME ASSEMBLY Continued												
PO	5305-044-4153	SCREW, CAP, HEXAGON HEAD, EXTENSION MS90725-109 (96906)	EA	2	*	*	*	*	*	*			91	8
PO	5310-880-7746	NUT, PLAIN, HEXAGON, BLACKOUT LIGHT BRACKET MS51968-5 (96906)	EA	4	*	*	*	*	*	*			91	9

PO	5310-514-8948	WASHER, LOCK, BLACKOUT LIGHT BRACKET MS35337-45 (96906)	EA	4	*	*	*	*	*	*			91	10
X20		EXTENSION, R. H. 11656905 (19207)	EA	1	*	*	*	*	*	*			91	11
PO	5310-584-5272	WASHER, LOCK, EXTENSION MS35338-48 (96906)	EA	2	*	*	*	*	*	*			91	12
PO	5310-768-0318	NUT, PLAIN, HEXAGON, EXTENSION MS51967-14 (96906)	EA	2	*	*	*	*	*	*			91	13
PO	5306-225-9086	BOLT, MACHINE, BLACKOUT LIGHT BRACKET MS90726-31 (96906)	EA	4	*	*	*	*	*	*			91	14
PO	6220-447-9835	BRACKET, BLACKOUT LIGHT 11656908 (19207)	EA	1	*	*	*	*	*	*			91	15
PO	2540-455-1275	BUMPERETTE, REAR 11656907 (19207)	EA	2	*	*	*	*	*	*			91	16
X20		SPACER, TOWING SHACKLE BRACKET 11656874 (19207)	EA	4	*	*	*	*	*	*			91	17
PH	5320-816-5801	RIVET, OUTRIGGER, CROSSMEMBER MS35743-74 (96906)	EA	18				*	*	*				
PH	5320-067-9840	RIVET, CROSSMEMBER MS20613-12P14 (96906)	EA	14				*	*	*				
PH	5320-067-9841	RIVET, CROSSMEMBER MS20613-12P16 (96906)	EA	2				*	*	*				

					(6) 30-day DS maint. allowance			(7) 30-day GS maint. allowance					(10) Illustration	
(1) SMR code	(2) Federal Stock Number	(3) Description Reference Number & Mfg. Code Usable on Code	(4) Unit of meas	(5) Qty inc in unit	(a) 1-20	(b) 21-50	(c) 51-100	(a) 1-20	(b) 21-50	(c) 51-100	(8) 1-yr alw per 100 equip cntgcy	(9) Depot maint alw per 100 equip	(a) Figure No.	(b) Item No.
		1501 FRAME ASSEMBLY Continued												
PH		RIVET, HANGER BRACKET MS35743-78 (96906)	EA	8				*	*	*				
PH	5320-067-5846	RIVET, BRACKET MS20613-10P14 (96906)	EA	4				*	*	*				
PH		RIVET, CROSSMEMBER MS35743-75 (96906)	EA	8				*	*	*				
		1503 PINTLE AND TOWING ATTACHMENTS												
PO	2540-078-6633	PINTLE ASSEMBLY, LIGHT DUTY 8380199(19207) BA, BB, DA, DB, EA, EB	EA	1	*	*	*	*	*	*			92	
PO	5315-243-1169	PIN, COTTER PINTLE LOCK MS24665-640 (96906)	EA	1	*	*	*	*	*	*			92	1
PO	4030-916-2141	HOOK AND PINTLE LOCK MS87006-53 (96906)	EA	1	*	*	*	*	*	*			92	2
PO	4010-129-3221	CHAIN, 6 IN. LG 42C15120-205 (10001)	FT	V	*	*	*	*	*	*			92	3

PO	4730-050-4203	FITTING, LUBRICATION MS15001-1 (96906)	EA	2	*	*	*	*	*	*			92	4
PO	5340-803-7301	RING, RETAINING, LATCH MS16624-1050 (96906)	EA	4	*	*	*	*	*	*			92	5
PO	5315-752-4316	PIN, LATCH 7524316 (19207)	EA	1	*	*	*	*	*	*			92	6
PO		PIN, PINTLE 7524315 (19207)	EA	1	*	*	*	*	*	*			92	7
PO	5310-559-9110	NUT, PINTLE 556824(19207)	EA	1	*	*	*	*	*	*			92	8
PO	5315-846-0126	PIN, COTTER, PINTLE MS24665-628 (96906)	EA	1	*	*	*	*	*	*			92	9

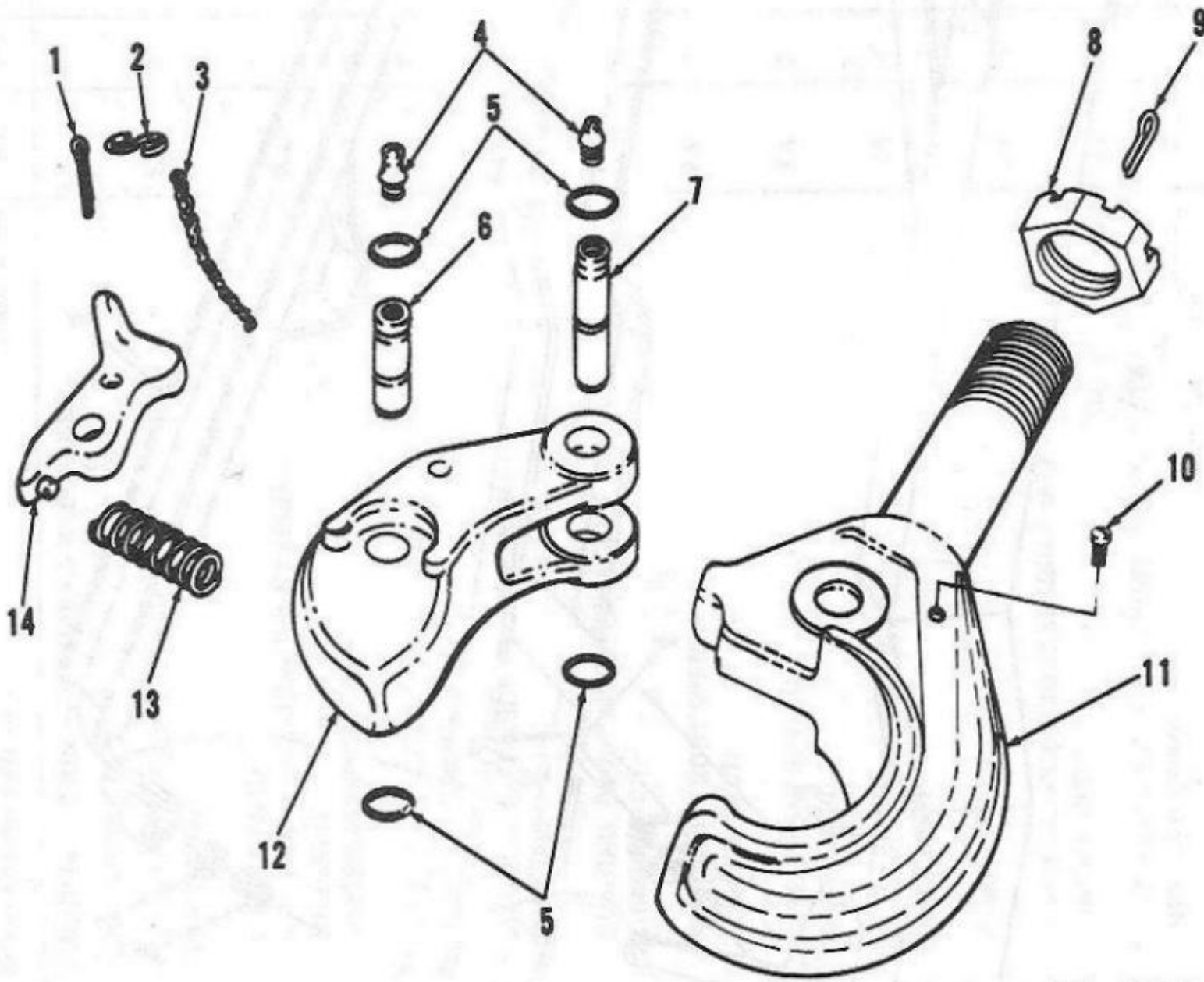


Figure 92: Pintle Assembly

				(6) 30-day DS maint. allowance	(7) 30-day GS maint. allowance			(10) Illustration
--	--	--	--	---	---	--	--	----------------------

(1) SMR code	(2) Federal Stock Number	(3) Description Reference Number & Mfg. Code Usable on Code	(4) Unit of meas	(5) Qty inc in unit	(a) 1-20	(b) 21-50	(c) 51-100	(a) 1-20	(b) 21-50	(c) 51-100	(8) 1-yr alw per 100 equip cntgcy	(9) Depot maint alw per 100 equip	(a) Figure No.	(b) Item No.
		1503 PINTLE AND TOWING ATTACHMENTS Continued												
PO	5305-253-5626	SCREW, CHAIN ATTACHING MS21318-49 (96906)	EA	1	*	*	*	*	*	*			92	10
X20		HOOK, PINTLE 7355390 (19207)	EA	1	*	*	*	*	*	*			92	11
X20		LOCK, PINTLE 8765721 (19207)	EA	1	*	*	*	*	*	*			92	12
PO	2540-704-4253	SPRING, LATCH 7044253 (19207)	EA	1	*	*	*	*	*	*			92	13
X20		LATCH, LOCKING 8380196 (19207)	EA	1	*	*	*	*	*	*			92	14
		1504 SPARE WHEEL CARRIER AND TIRE LOCK												
PO	5315-842-3044	PIN, COTTER, CONNECTING LINK MS24665-283 (96906)	EA	2	*	*	*	*	*	*			93	1
X20		STRAP, SPARE WHEEL MOUNTING 11657199 (19207)	EA	1	*	*	*	*	*	*			93	2
PO		SPRING, LINK 11657760 (19207)	EA	2	*	*	*	*	*	*			93	3
X20		LINK ASSEMBLY, CONNECTING 11657741 (19207)	EA	1	*	*	*	*	*	*			93	4
PO		BOLT, TIRE BRACKET HOLDDOWN 11641025 (19207)	EA	1	*	*	*	*	*	*			93	5
X20		BAR ASSEMBLY, SPARE TIRE MOUNTING 11657742 (19207)	EA	1	*	*	*	*	*	*			93	6
PO	5310-080-6004	WASHER, FLAT, CONNECTING LINK MS27183-14 (96906)	EA	2	*	*	*	*	*	*			93	7

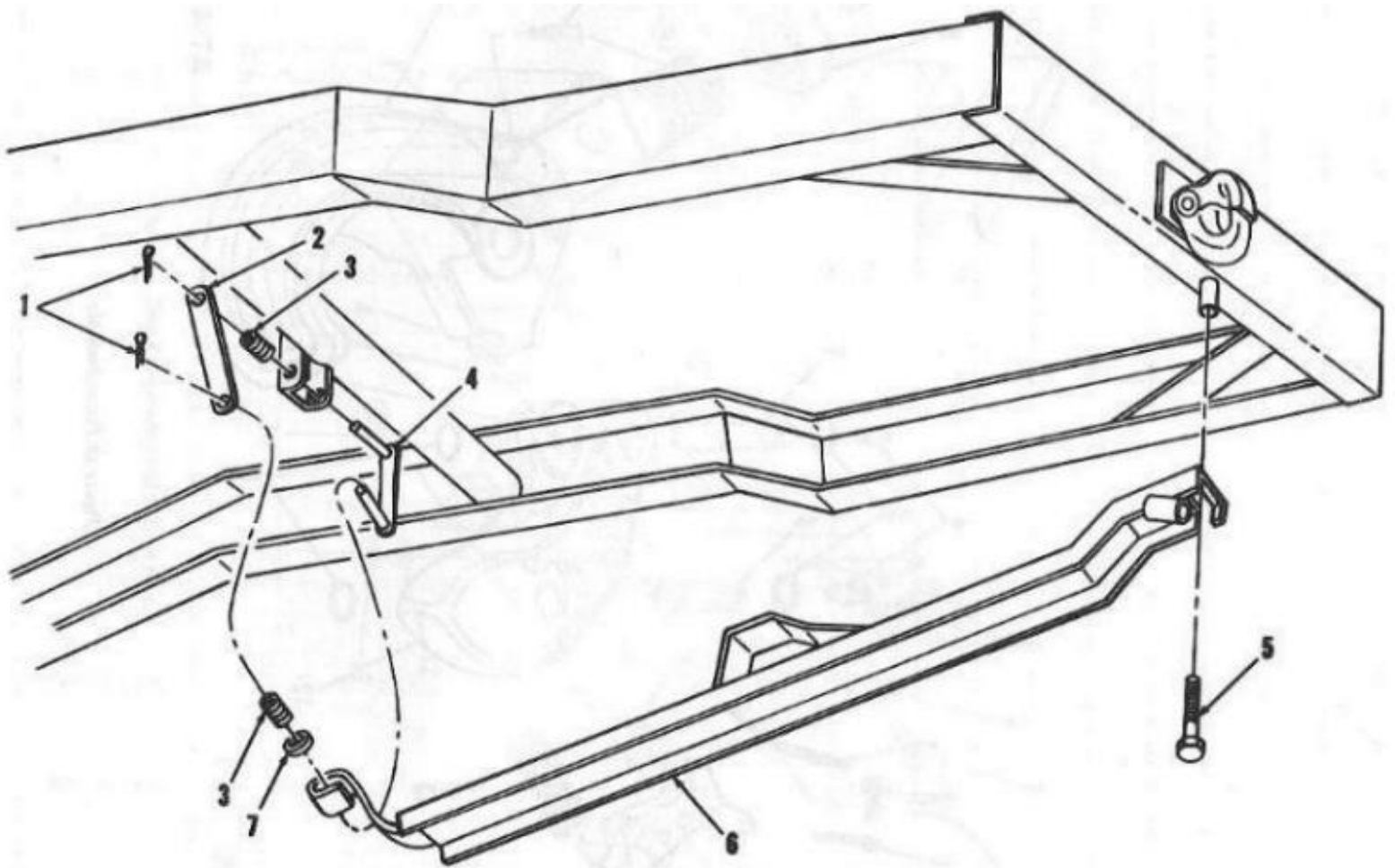


Figure 93: Spare Tire Mounting Parts

GROUP 16 Springs and Shock Absorbers

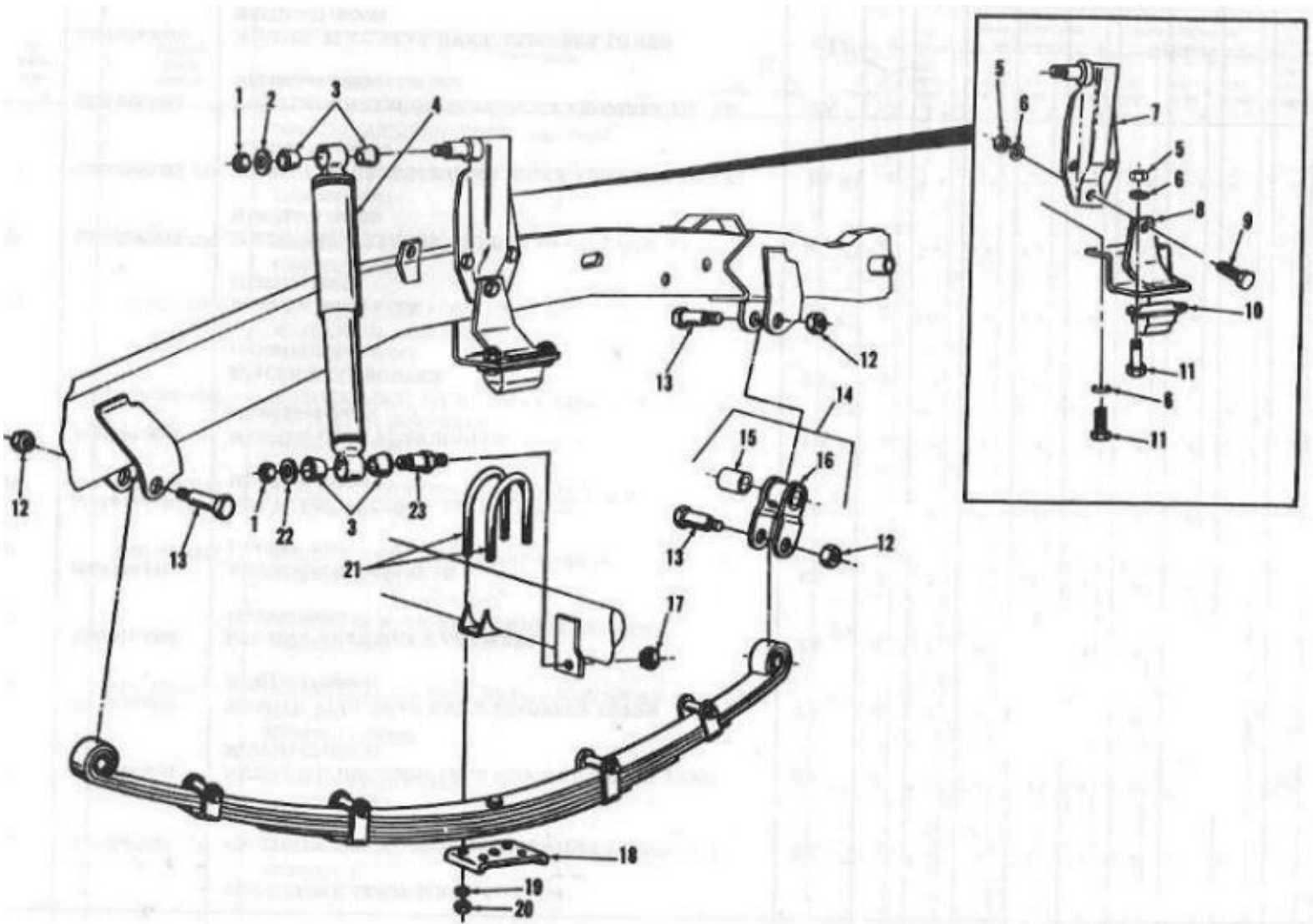


Figure 94: Front Springs and Shock Absorbers

Note: Some items pictured are not in this group. See table below to find correct group.

ITEM	GROUP
1, 2, 3, 4, 5, 6, 7, 8, 9, 10, 11, 17, 22, 23	1604

Page 245

(1) SMR code	(2) Federal Stock Number	(3) Description Reference Number & Mfg. Code Usable on Code	(4) Unit of meas	(5) Qty inc in unit	(6) 30-day DS maint. allowance			(7) 30-day GS maint. allowance			(8) 1-yr alw per 100 equip cntgcy	(9) Depot maint alw per 100 equip	(10) Illustration	
					(a) 1-20	(b) 21-50	(c) 51-100	(a) 1-20	(b) 21-50	(c) 51-100			(a) Figure No.	(b) Item No.
		GROUP 16 SPRINGS AND SHOCK ABSORBERS												
		1601 SPRINGS												
PO	2510-917-0882	KIT, SHACKLE, FRONT SPRING 5704407(19207)	EA	2	*	*	*	*	*	*				
		COMPOSED OF:												

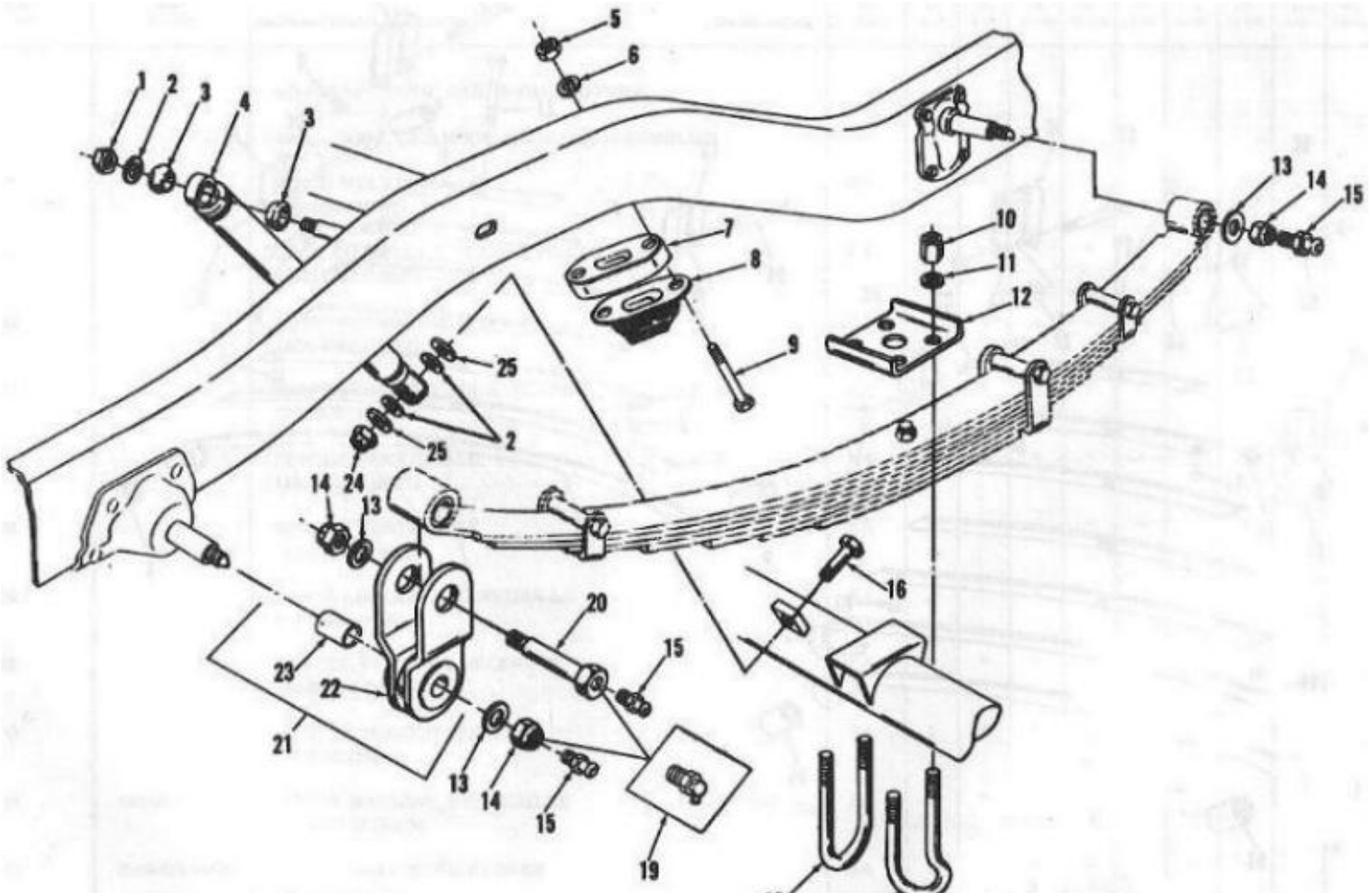


Figure 95: Rear Springs and Shock Absorbers

Note: Some items pictured are not in this group. See table below to find correct group.

ITEM	GROUP
10, 11, 12, 13, 14, 15 17, 18, 19, 20, 21, 22, 23	1311

Page 246

(1) SMR code	(2) Federal Stock Number	(3) Description Reference Number & Mfg. Code Usable on Code	(4) Unit of meas	(5) Qty inc in unit	(6) 30-day DS maint. allowance			(7) 30-day GS maint. allowance			(8) 1-yr alw per 100 equip cntgcy	(9) Depot maint alw per 100 equip	(10) Illustration	
					(a) 1-20	(b) 21-50	(c) 51-100	(a) 1-20	(b) 21-50	(c) 51-100			(a) Figure No.	(b) Item No.
		1601 SPRINGS Continued												
PO	4730-050-4208	FITTING, LUBRICATION, REAR SPRING MS15003-1 (96906) BA, BB, DA, DB, EA, EB	EA	6	*	*	*	*	*	*			95	15
PO	4730-172-0034	FITTING, LUBRICATION, REAR SPRING MS15003-6 (96906) CA	EA	6	*	*	*	*	*	*			95	19
PO	2510-917-0952	KIT, U BOLT, REAR SPRING OUTER 5704432(19207)	EA	2	*	*	*	*	*	*				
		COMPOSED OF:												
PO	5310-488-3888	NUT, PLAIN, HEXAGON, REAR SPRING MS51943-40 (96906)	EA	2	*	*	*	*	*	*			95	10
PO	5310-809-5998	WASHER, FLAT, REAR SPRING MS27183-18 (96906)	EA	2	*	*	*	*	*	*			95	11
X1		BOLT, U REAR SPRING, OUTER 11656824(19207)	EA	1									95	17
PO	2540-900-3148	KIT, U BOLT, REAR, INNER 944658(99606)	EA	2	*	*	*	*	*	*				
		COMPOSED OF												
PO	5310-809-5998	WASHER, FLAT, REAR SPRING MS27183-18 (96906)	EA	2	*	*	*	*	*	*			95	11
PO	5310-488-3888	NUT, PLAIN, HEXAGON, REAR SPRING MS51943-40 (96906)	EA	2	*	*	*	*	*	*			95	10
X1		BOLT, U REAR SPRING 8673395-1 (19207)	EA	1									95	18

Page 247

(1) SMR code	(2) Federal Stock Number	(3) Description Reference Number & Mfg. Code Usable on Code	(4) Unit of meas	(5) Qty inc in unit	(6) 30-day DS maint. allowance			(7) 30-day GS maint. allowance			(8) 1-yr alw per 100 equip cntgcy	(9) Depot maint alw per 100 equip	(10) Illustration	
					(a) 1-20	(b) 21-50	(c) 51-100	(a) 1-20	(b) 21-50	(c) 51-100			(a) Figure No.	(b) Item No.

(1) SMR code	(2) Federal Stock Number	(3) Description Reference Number & Mfg. Code Usable on Code	(4) Unit of meas	(5) Qty inc in unit	(a) 1-20	(b) 21-50	(c) 51-100	(a) 1-20	(b) 21-50	(c) 51-100	(8) 1-yr alw per 100 equip cntgcy	(9) Depot maint alw per 100 equip	(a) Figure No.	(b) Item No.
		1601 SPRINGS Continued												
PO	2510-917-0887	KIT, SHACKLE, REAR SPRING 5704404(19207)	EA	2	*	*	*	*	*	*				
		COMPOSED OF:												
PO	5310-809-8533	WASHER, FLAT, SHACKLE MS27183-23 (96906)	EA	1	*	*	*	*	*	*			95	13
PO	5310-225-6408	NUT, PLAIN, HEXAGON, SHACKLE MS51922-53 (96906)	EA	1	*	*	*	*	*	*			95	14
PO	5306-456-9162	BOLT, REAR SPRING SHACKLE 11657419 (19207)	EA	1	*	*	*	*	*	*			95	20
X20		SHACKLE ASSEMBLY, REAR SPRING 11656817 (19207)	EA	1	*	*	*	*	*	*			95	21
X20		SHACKLE 11656818 (19207)	EA	1	*	*	*	*	*	*			95	22
PO	2510-962-3065	BUSHING, REAR SPRING SHACKLE 11657405 (19207)	EA	1	*	*	*	*	*	*			95	23
POR	2510-933-3710	SPRING ASSEMBLY, REAR 11657403 (19207)	EA	2	*	*	*	*	*	*			96	
PF		BUSHING, REAR SPRING 11657976-2 (19207)	EA	2	*	*	*	*	*	*			96	1
PF	5310-732-0559	NUT, PLAIN, HEXAGON, REAR SPRINGS M551968-8 (96906)	EA	2	*	*	*	*	*	*			96	2
PF	2510-933-3278	LEAF, SPRING, REAR MAIN 11657403-1 (19207)	EA	2	*	*	*	*	*	*			96	3
PF		BUSHING, REAR SPRING 11657676-1 (19207)	EA	2	*	*	*	*	*	*			96	4
PF	2510-933-3280	LEAF, SPRING, NO.2 11657403-2 (19207)	EA	2	*	*	*	*	*	*			96	5

PF		BOLT, SPRING LEAF CLIP 11658042 (19207)	EA	6	*	*	*	*	*	*			96	10
PF		CLIP, SPRING LEAF 11658030-1 (19207)	EA	4	*	*	*	*	*	*			96	11
PF		BOLT, SPRING LEAVES 11652678 (19207)	EA	2	*	*	*	*	*	*			96	12
PF		CLIP, SPRING LEAF 11658030-2 (19207)	EA	2	*	*	*	*	*	*			96	13
POR	2510-124-1312	SPRING ASSEMBLY, FRONT 11657401 (19207)	EA	2	*	*	*	*	*	*			96	
PF	5340-165-7799	BUSHING, SPRING, FRONT 11640834(19207)	EA	2	*	*	*	*	*	*			96	14
PF	5340-165-7798	BUSHING, SPRING, FRONT 11640742(19207)	EA	2	*	*	*	*	*	*			96	16
PF	2510-933-4436	LEAF, MAIN, FRONT SPRING 11657410-1(19207)	EA	2	*	*	*	*	*	*			96	17
PF	2510-933-3538	LEAF, SPRING, NO. 2 11657401-2(19207)	EA	2	*	*	*	*	*	*			96	18

					(6) 30-day DS maint. allowance			(7) 30-day GS maint. allowance					(10) Illustration	
(1) SMR code	(2) Federal Stock Number	(3) Description Reference Number & Mfg. Code Usable on Code	(4) Unit of meas	(5) Qty inc in unit	(a) 1-20	(b) 21-50	(c) 51-100	(a) 1-20	(b) 21-50	(c) 51-100	(8) 1-yr alw per 100 equip cntgcy	(9) Depot maint alw per 100 equip	(a) Figure No.	(b) Item No.
		1601 SPRINGS Continued												
PF		RIVET, SPRING LEAF CLIP 11658004(19207)	EA	8	*	*	*	*	*	*			96	19
PF	2510-986-5689	LEAF, SPRING NO.3 11687401-3(19207)	EA	2	*	*	*	*	*	*			96	20
PF	5310-891-1709	NUT, PLAIN, HEXAGON, SPRING CLIP MS35691-9 (96906)	EA	8	*	*	*	*	*	*			96	21
PF		TUBE, SPRING CLIP 11662677 (19207)	EA	8	*	*	*	*	*	*			96	22
PF	5306-225-8509	SCREW, CAP, HEXAGON HEAD, REAR SPRING CLIP MS90725-45 (96906)	EA	8	*	*	*	*	*	*			96	23
PF		CLIP, SPRING, FRONT OUTER 11662676-1 (19207)	EA	4	*	*	*	*	*	*			96	24
PF		CLIP, SPRING, FRONT INNER 11662676-2(19207)	EA	4	*	*	*	*	*	*			96	26
PF	5305-933-3677	KIT, BOLT, FRONT SPRING CENTER 5704431 (19207)	EA	2	*	*	*	*	*	*				
		COMPOSED OF:												
X1		SCREW, CAP, HEXAGON HEAD, SPRING LEAVES 11652678 (19207)	EA	1									96	25
PF	5310-880-7746	NUT, PLAIN, HEXAGON, FRONT SPRING LEAVES MS51968-5 (96906)	EA	1	*	*	*	*	*	*			96	15
		1604 SHOCK ABSORBERS												

PO	5310-857-5561	NUT, PLAIN, HEXAGON, SHOCK ABSORBER, FRONT MS21045-C7 (96906)	EA	4	*	*	*	*	*	*			94	1
PO	5310-823-8803	WASHER, FLAT, SHOCK ABSORBER, FRONT MS27183-21 (96906)	EA	2	*	*	*	*	*	*			94	2

Page 250

					(6) 30-day DS maint. allowance			(7) 30-day GS maint. allowance					(10) Illustration	
(1) SMR code	(2) Federal Stock Number	(3) Description Reference Number & Mfg. Code Usable on Code	(4) Unit of meas	(5) Qty inc in unit	(a) 1-20	(b) 21-50	(c) 51-100	(a) 1-20	(b) 21-50	(c) 51-100	(8) 1-yr alw per 100 equip cntgcy	(9) Depot maint alw per 100 equip	(a) Figure No.	(b) Item No.
		1604 SHOCK ABSORBERS Continued												
PO	5340-311-4306	BUSHING, FRONT SHOCK 7343032 (19207)	EA	8	*	*	*	*	*	*			94	3
PO	2540-933-3587	ABSORBER, FRONT SHOCK 11640910(19207)	EA	2	*	*	*	*	*	*			94	4
PO	5310-913-5476	NUT, PLAIN, HEXAGON, FRONT SHOCK ABSORBER, BRACKET (31, BUMPER (2) MS51968-8 (96906)	EA	10	*	*	*	*	*	*			94	5
PO	5310-637-9541	WASHER, LOCK, FRONT SHOCK ABSORBER BRACKET (6), SUPPORT(4), BUMPER (4) MS35338-46 (96906)	EA	14	*	*	*	*	*	*			94	6
PO	2540-455-1319	BRACKET, FRONT SHOCK ABSORBER, L. H. 11656788-1(19207)	EA	1	*	*	*	*	*	*			94	7
PO	2540-455-1320	BRACKET, FRONT SHOCK ABSORBER, R. H. 11656788-2 (19207)	EA	1	*	*	*	*	*	*			94	7
X20		SUPPORT BUMPER, FRONT SHOCK ABSORBER 11657262 (19207)	EA	2	*	*	*	*	*	*			94	8
PO	5305-269-2815	SCREW, CAP, HEXAGON HEAD, FRONT SHOCK ABSORBER BRACKET MS90726-71 (96906)	EA	6	*	*	*	*	*	*			94	9
X20		BUMPER, FRONT AXLE 11657735 (19207)	EA	2	*	*	*	*	*	*			94	10
PO	5305-269-7803	SCREW, CAP, HEXAGON HEAD, BUMPER SUPPORT (4), BUMPER (4) MS90726-60 (96906)	EA	8	*	*	*	*	*	*			94	11
PO	5310-897-5940	NUT, PLAIN, HEXAGON, FRONT SHOCK ABSORBER, LOWER PIN MS51922-45 (96906)	EA	2	*	*	*	*	*	*			94	17
PO	5310-809-5997	WASHER, FLAT, FRONT SHOCK ABSORBER, LOWER MS27183 17 (96906)	EA	4	*	*	*	*	*	*			94	22

					(6) 30-day DS maint. allowance			(7) 30-day GS maint. allowance					(10) Illustration	
(1) SMR code	(2) Federal Stock Number	(3) Description Reference Number & Mfg. Code Usable on Code	(4) Unit of meas	(5) Qty inc in unit	(a) 1-20	(b) 21-50	(c) 51-100	(a) 1-20	(b) 21-50	(c) 51-100	(8) 1-yr alw per 100 equip cntgcy	(9) Depot maint alw per 100 equip	(a) Figure No.	(b) Item No.
		1604 SHOCK ABSORBERS Continued												
PO	2540-456-9163	PIN, LOWER SHOCK ABSORBER MOUNTING 11641024 (19207)	EA	2	*	*	*	*	*	*			94	23
PO	5310-857-5561	NUT, PLAIN, HEXAGON, REAR SHOCK ABSORBER, UPPER MS21045-C7 (96906)	EA	2	*	*	*	*	*	*			95	1
PO	5310-823-8803	WASHER, FLAT, REAR SHOCK ABSORBER, UPPER MS27183-21 (96906)	EA	2	*	*	*	*	*	*			95	2
PO	5340-311-4306	BUSHING, REAR SHOCK ABSORBER 7343032 (19207)	EA	4	*	*	*	*	*	*			95	3
PO	2540-124-1313	ABSORBER, SHOCK, REAR 11641010 (19207)	EA	2	*	*	*	*	*	*			95	4
PO	5310-913-5476	NUT, PLAIN, HEXAGON, REAR BUMPER MS51968-8 (96906)	EA	4	*	*	*	*	*	*			95	5
PO	5310-637-9541	WASHER, LOCK, REAR BUMPER MS35338-46 (96906)	EA	4	*	*	*	*	*	*			95	6
X20		SPACER, REAR BUMPER 11657341 (19207)	EA	2	*	*	*	*	*	*			95	7
X20		BUMPER, REAR AXLE 11657735(19207)	EA	2	*	*	*	*	*	*			95	8
PO	5305-269-2815	SCREW, CAP, HEXAGON, HEAD REAR AXLE BUMPER MS90126-71 (96906)	EA	4	*	*	*	*	*	*			95	9
PO	5305-716-8182	SCREW, CAP, HEXAGON HEAD, SHOCK ABSORBER, LOWER MS90726-117 (96906)	EA	2	*	*	*	*	*	*			95	16
PO	5310-488-3888	NUT, PLAIN, HEXAGON, REAR SHOCK ABSORBER, LOWER MS51943-40 (96906)	EA	2	*	*	*	*	*	*			95	24
PO	5310-809-5997	WASHER, FLAT, REAR SHOCK ABSORBER, LOWER MS27183-17 (96906)	EA	2	*	*	*	*	*	*			95	25

GROUP 18 Body, Cab, Hood and Hull

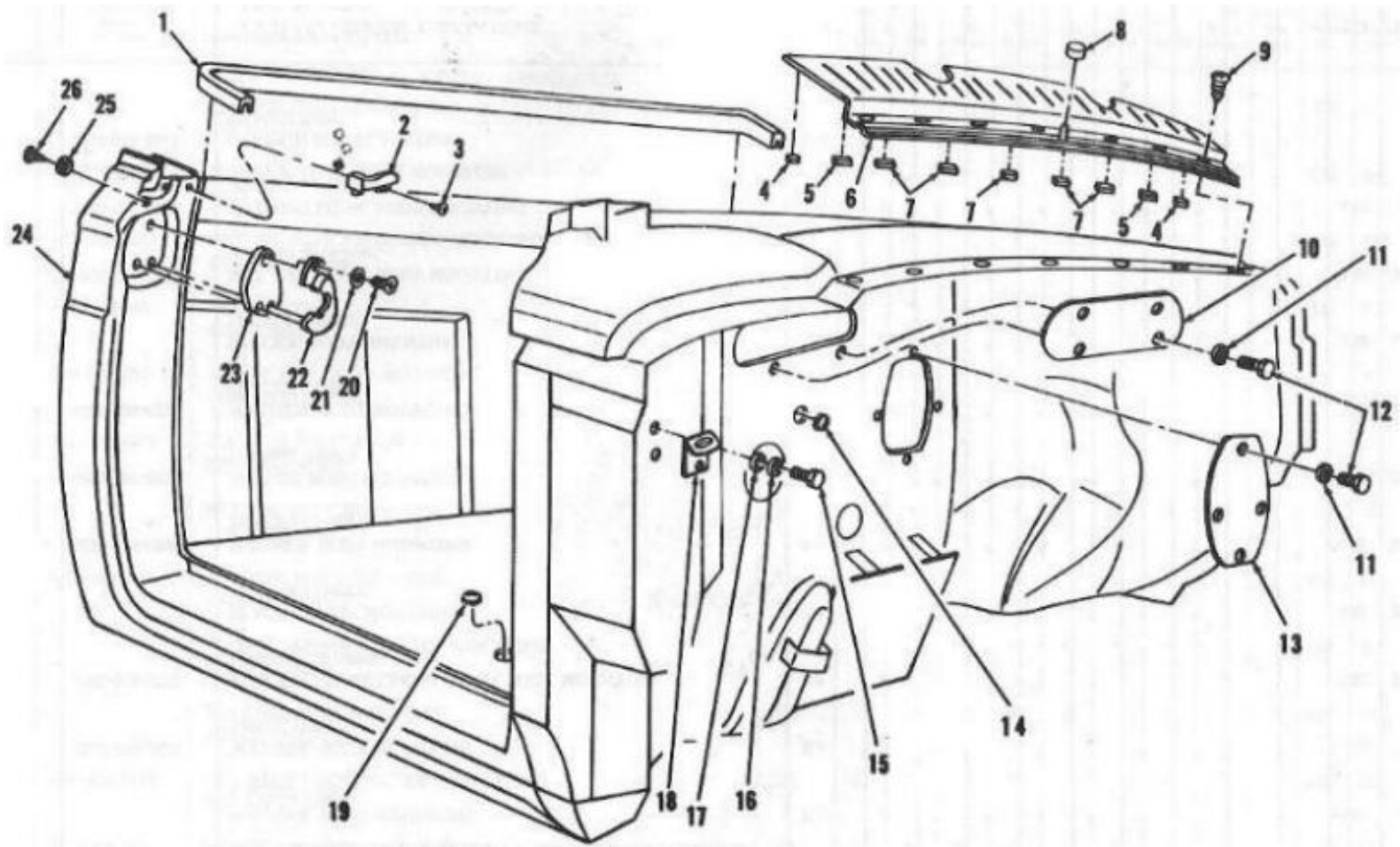


Figure 97: Front End Covers and Related Parts

Page 255

(1) SMR code	(2) Federal Stock Number	(3) Description Reference Number & Mfg. Code Usable on Code	(4) Unit of meas	(5) Qty inc in unit	(6) 30-day DS maint. allowance			(7) 30-day GS maint. allowance			(8) 1-yr alw per 100 equip cntgcy	(9) Depot maint alw per 100 equip	(10) Illustration	
					(a) 1-20	(b) 21-50	(c) 51-100	(a) 1-20	(b) 21-50	(c) 51-100			(a) Figure No.	(b) Item No.
		GROUP 18 BODY, CAB, HOOD AND HULL												
		1801 BODY, CAB, HOOD AND HULL ASSEMBLIES												
PO		PINCH WELT 74.1 IN. LG. 11657983 (19207)	EA	1	*	*	*	*	*	*			97	1
PO		SEAL ASSEMBLY, L. H. DOOR PILLAR 11657474-1 (19207)	EA	1	*	*	*	*	*	*			97	2
PO		SEAL ASSEMBLY, R. H. DOOR PILLAR 11657474-2 (19207)	EA	1	*	*	*	*	*	*			97	2
PO		SCREW, MACHINE, DOOR PILLAR 11657619 (19207)	EA	4	*	*	*	*	*	*			97	3

X20		SPACER, VENT GRILLE 11657475-3 (19207)	EA	2	*	*	*	*	*	*			97	4
X20		SPACER, VENT GRILLE 11547475-2 (19207)	EA	2	*	*	*	*	*	*			97	5
X20		PANEL ASSEMBLY, VENT GRILLE 11657498 (19207)	EA	1	*	*	*	*	*	*			97	6
X20		SPACER, VENT GRILLE CENTER 11657475-1(19207)	EA	5	*	*	*	*	*	*			97	7
PO		BUMPER, HOOD STABILIZER 11657222 (19207)	EA	1	*	*	*	*	*	*			97	8
PO	5305-879-7941	SCREW, MACHINE, VENT GRILLE MS24617-31 (96906)	EA	7	*	*	*	*	*	*			97	9
PO	2540-472-4412	PLATE, HEATER HOLE COVER 11657290 (19207)	EA	1	*	*	*	*	*	*			97	10
PO	5310-582-5965	WASHER, LOCK, HEATER HOLE COVER MS35338-44 (96906)	EA	8	*	*	*	*	*	*			97	11

					(6) 30-day DS maint. allowance			(7) 30-day GS maint. allowance					(10) Illustration	
(1) SMR code	(2) Federal Stock Number	(3) Description Reference Number & Mfg. Code Usable on Code	(4) Unit of meas	(5) Qty inc in unit	(a) 1-20	(b) 21-50	(c) 51-100	(a) 1-20	(b) 21-50	(c) 51-100	(8) 1-yr alw per 100 equip cntgcy	(9) Depot maint alw per 100 equip	(a) Figure No.	(b) Item No.
		1801 BODY, CAB, HOOD AND HULL ASSEMBLIES Continued												
PO	5305-959-4159	SCREW, CAP, HEXAGON HEAD, HEATER HOLE COVER 189694 (24614)	EA	8	*	*	*	*	*	*			97	12
X20		PLATE, HEATER HOLE COVER 11657292(19207)	EA	1	*	*	*	*	*	*			97	13
X20		PLUG BUTTON, FIREWALL 10885431-1 (192177)	EA	4	*	*	*	*	*	*			97	14
PO	5306-225-8496	SCREW, CAP, HEXAGON HEAD FENDER MOUNTING BRACKET MS90725-31 (96906)	EA	4	*	*	*	*	*	*			97	15
PO	5310-407-9566	WASHER, LOCK, FENDER MOUNTING BRACKET MS35338-45 (96906)	EA	4	*	*	*	*	*	*			97	16
PO	5310-453-8856	WASHER, FLAT, FENDER MOUNTING BRACKET MS27183-12 (96906)	EA	4	*	*	*	*	*	*			97	17
X20		BRACKET, MOUNTING, FRONT FENDER 11657233 (19207)	EA	2	*	*	*	*	*	*			97	18
PO	5340-454-5317	PLUG BUTTON 432449(24617)	EA	2	*	*	*	*	*	*			97	19
PO	5305-993-2460	SCREW ASSEMBLY, L. H. MID R. H. MS35207-282 (96906)	EA	6	*	*	*	*	*	*			97	20
PO	5310-209-0786	WASHER, LOCK, STRIKER ASSEMBLY MS353335-33 (96906)	EA	6	*	*	*	*	*	*			97	21

PO	2590-761-5596	STRIKER ASSEMBLY, L. H. DOOR LOCK 11640935-1 (19207)	EA	1	*	*	*	*	*	*			97	22
PO	2590-493-6253	STRIKER ASSEMBLY, R. H. DOOR LOCK 11640933-2(19207)	EA	1	*	*	*	*	*	*			97	22
X20		SHIM, DOOR LOCK STRIKERS 11657471 (19207)	EA	V	*	*	*	*	*	*			97	23

					(6) 30-day DS maint. allowance			(7) 30-day GS maint. allowance					(10) Illustration	
(1) SMR code	(2) Federal Stock Number	(3) Description Reference Number & Mfg. Code Usable on Code	(4) Unit of meas	(5) Qty inc in unit	(a) 1-20	(b) 21-50	(c) 51-100	(a) 1-20	(b) 21-50	(c) 51-100	(8) 1-yr alw per 100 equip cntgcy	(9) Depot maint alw per 100 equip	(a) Figure No.	(b) Item No.
		1801 BODY, CAB, HOOD AND HULL ASSEMBLIES Continued												
X2F		CAB ASSEMBLY 11657917(19207)	EA	1	*	*	*	*	*	*			97	24
PO	5340-614-9772	BUMPER, DOOR 11640775(19207)	EA	2	*	*	*	*	*	*			97	25
PO	5305-753-7078	SCREW, BUMPER TO CAB MS24621-31 (96906)	EA	2	*	*	*	*	*	*			97	26
PO	2540-476-5497	GUIDE ASSEMBLY, FRONT WINDOWS 11640983 (19207)	EA	2	*	*	*	*	*	*			98	1
PO	2540-933-3540	KIT, WEATHERSTRIP, DOOR BELT OUTER 5704439 (19207)	EA	1	*	*	*	*	*	*				
PO	5330-157-6190	WEATHERSTRIP, DOOR, OUTER, LEFT 11640932-2 (19207)	EA	1	*	*	*	*	*	*			98	2
PO	5330-157-6187	WEATHERSTRIP, DOOR, OUTER, RIGHT 11640932-1 (19207)	EA	1	*	*	*	*	*	*			98	2
PO	3020-450-0166	SCREW, MACHINE, WINDOW CHANNEL (6) WINDOW GUIDE (4) GLASS STOP (4) 454542 (29617)	EA	14	*	*	*	*	*	*			98	3
X20		CHANNEL ASSEMBLY, FRONT WINDOW, R. H. 11640984-2 (19207)	EA	1	*	*	*	*	*	*			98	4
PO	2540-476-5498	CHANNEL ASSEMBLY, FRONT WINDOW, L. H. 11640984-1 (19207)	EA	1	*	*	*	*	*	*			98	4
PO	5680-411-5700	WEATHERSTRIP, DOOR, LOWER 11657805(19207)	EA	2	*	*	*	*	*	*			98	5
PO		CLIP, WEATHERSTRIP 11657801 (19207)	EA	8	*	*	*	*	*	*			98	6
PF	2510-961-2889	HINGE ASSEMBLY, L. H. DOOR, UPPER 11641080-1 (19207)	EA	1	*	*	*	*	*	*			98	7

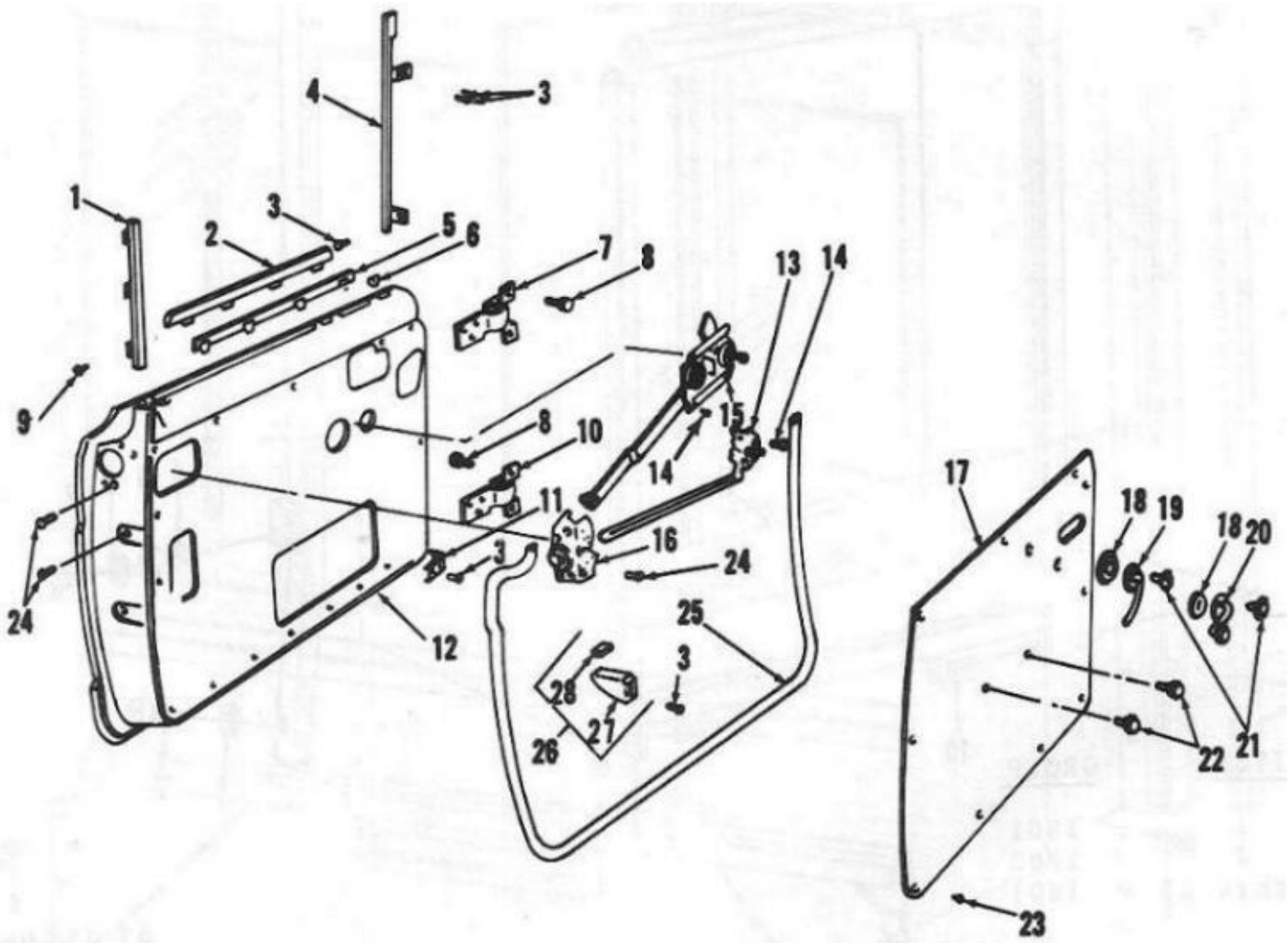


Figure 98: Font Door Assemblies (M715 and M726)

Page 258

(1) SMR code	(2) Federal Stock Number	(3) Description Reference Number & Mfg. Code Usable on Code	(4) Unit of meas	(5) Qty inc in unit	(6) 30-day DS maint. allowance			(7) 30-day GS maint. allowance			(8) 1-yr alw per 100 equip cntgcy	(9) Depot maint alw per 100 equip	(10) Illustration	
					(a) 1-20	(b) 21-50	(c) 51-100	(a) 1-20	(b) 21-50	(c) 51-100			(a) Figure No.	(b) Item No.
		1801 BODY, CAB, HOOD AND HULL ASSEMBLIES Continued												
X2F		HINGE ASSEMBLY, R. H. DOOR, UPPER 11641080-2(19207)	EA	1	*	*	*	*	*	*			98	7
PF		BOLT AND LOCK WASHER, HINGE TO DOOR 11640875(19207)	EA	24	*	*	*	*	*	*			98	8

PF		SCREW, ASSEMBLED WASHER, WINDOW GUIDE 11662524(19207)	EA	6	*	*	*	*	*	*			98	9
PF	7510-461-2890	HINGE ASSEMBLY, L. H. DOOR, LOWER 11641080-3(19207)	EA	1	*	*	*	*	*	*			98	10
X2F		HINGE ASSEMBLY, R. H. DOOR, LOWER 11641080-4 (19207)	EA	1	*	*	*	*	*	*			98	10
X2F		BRACKET, FRONT DOOR WINDOW GUIDE SUPPORT 11657213 (19207)	EA	2	*	*	*	*	*	*			98	11
PF	2510-454-8105	DOOR ASSEMBLY, L. H. FRONT 11656912-1 (19207)	EA	1	*	*	*	*	*	*			98	12
PF	2510-247-6783	DOOR ASSEMBLY, R. H. FRONT 11656912-2(19207)	EA	1	*	*	*	*	*	*			98	12
X2F		CONTROL ASSEMBLY, R. H. DOOR LOCK 11640892-2 (19207)	EA	1	*	*	*	*	*	*			98	13
X2F		CONTROL ASSEMBLY, L. H. DOOR LOCK 11640892-1 (19207)	EA	1	*	*	*	*	*	*			98	13
PO		SCREW ASSEMBLED WASHER, DOOR CONTROL ASSEMBLY (6) REGULATOR (8) 271113 (24617)	EA	14	*	*	*	*	*	*			98	14
PF	2540-917-5899	REGULATOR ASSEMBLY, WINDOW R. H. 11640895-2 (19207)	EA	1	*	*	*	*	*	*			98	15
PF	2540-917-5900	REGULATOR ASSEMBLY, WINDOW L. H 11640895-1 (19207)	EA	1	*	*	*	*	*	*			98	15

					(6) 30-day DS maint. allowance			(7) 30-day GS maint. allowance					(10) Illustration	
(1) SMR code	(2) Federal Stock Number	(3) Description Reference Number & Mfg. Code Usable on Code	(4) Unit of meas	(5) Qty inc in unit	(a) 1-20	(b) 21-50	(c) 51-100	(a) 1-20	(b) 21-50	(c) 51-100	(8) 1-yr alw per 100 equip cntgcy	(9) Depot maint alw per 100 equip	(a) Figure No.	(b) Item No.
		1801 BODY, CAB,HOOD AND HULL ASSEMBLIES Continued												
PO	2540-226-1668	LOCK ASSEMBLY, L. H. DOOR 11641009- (19207)	EA	1	*	*	*	*	*	*			98	16
PO	2540-226-1674	LOCK ASSEMBLY, R. H. DOOR 11641009-2(19207)	EA	1	*	*	*	*	*	*			98	16
PO	2510-455-1316	PANEL, DOOR LINING 11657532 (19207)	EA	2	*	*	*	*	*	*			98	17
PO	5340-158-0035	PIN, ESCUTCHEON, DOOR HANDLE 11640988 (19207)	EA	4	*	*	*	*	*	*			98	18
PO	2540-917-5892	HANDLE, DOOR 11657824 (19207)	EA	2	*	*	*	*	*	*			98	19

PO	2540-147-2080	HANDLE ASSEMBLY, WINDOW 11641068 (19207)	EA	2	*	*	*	*	*	*			98	20
PO	5305-157-8284	SCREW, DOOR AND WINDOW HANDLE 11641008 (19207)	EA	4	*	*	*	*	*	*			98	21
PO	5305-879-7941	SCREW, INNER DOOR PANEL MS24617-31 (96906)	EA	4	*	*	*	*	*	*			98	22
PO	5340-158-0068	CLIP, TRIM DOOR, INNER DOOR RAIL 7066424 (19207)	EA	20	*	*	*	*	*	*			98	23
PO		SCREW ASSEMBLED WASHER, DOOR LOCK ASSEMBLY 445638 (24617)	EA	6	*	*	*	*	*	*			98	24
PO	2540-933-3546	WEATHERSTRIP, L. H. DOOR 11657543-1 (19207)	EA	1	*	*	*	*	*	*			98	25
PO	2510-522-2489	WEATHERSTRIP, R. H. DOOR 11657543-2 (19207)	EA	1	*	*	*	*	*	*			98	25
PO	2510-451-8124	BRACKET ASSEMBLY, FRONT WINDOW STOP 11657771 (19207)	EA	2	*	*	*	*	*	*			98	26

Page 260

					(6) 30-day DS maint. allowance			(7) 30-day GS maint. allowance					(10) Illustration	
(1) SMR code	(2) Federal Stock Number	(3) Description Reference Number & Mfg. Code Usable on Code	(4) Unit of meas	(5) Qty inc in unit	(a) 1-20	(b) 21-50	(c) 51-100	(a) 1-20	(b) 21-50	(c) 51-100	(8) 1-yr alw per 100 equip cntgcy	(9) Depot maint alw per 100 equip	(a) Figure No.	(b) Item No.
		1801 BODY, CAB, HOOD AND HULL ASSEMBLIES Continued												
X20		LOCK ASSEMBLY, L. H. DOOR 11641009-1 (19207)	EA	2	*	*	*	*	*	*			98	27
PO	2540-226-1674	LOCK ASSEMBLY, R. H. DOOR 11641009-2 (19207)	EA	2	*	*	*	*	*	*			98	28
PO	2510-455-1316	PANEL, DOOR LINING 11657532 (19207)	EA	1	*	*	*	*	*	*			99	
PO	5340-158-0035	PIN, ESCUTCHEON, DOOR HANDLE 11640988 (19207)	EA	1	*	*	*	*	*	*			99	
PO	2540-917-5892	HANDLE, DOOR 11657824 (19207)	EA	1	*	*	*	*	*	*			99	1
X20	2540-147-2080	HANDLE ASSEMBLY, WINDOW 11641068 (19207)	EA	1	*	*	*	*	*	*			99	3
X20	5305-157-8284	SCREW, DOOR AND WINDOW HANDLE 11641008 (19207)	EA	1	*	*	*	*	*	*			99	3
X20	5305-879-7941	SCREW, INNER DOOR PANEL MS24617-31 (96906)	EA	2	*	*	*	*	*	*			99	8
PO	5340-158-0068	CLIP, TRIM DOOR, INNER DOOR RAIL 7066424 (19207)	EA	2	*	*	*	*	*	*			99	9
PO		SCREW ASSEMBLED WASHER, DOOR LOCK ASSEMBLY 445638(24617)	EA	2	*	*	*	*	*	*			99	10

PO	2540-933-3546	WEATHERSTRIP, L. H. DOOR 11657543-1 (19207)	EA	4	*	*	*	*	*	*			99	4
PO	2510-522-2489	WEATHERSTRIP, R. H. DOOR 11657543-2 (19207)	EA	2	*	*	*	*	*	*			99	5
PO	2510-451-8124	BRACKET ASSEMBLY, FRONT WINDOW STOP 11657771 (19207)	EA	4	*	*	*	*	*	*			99	6

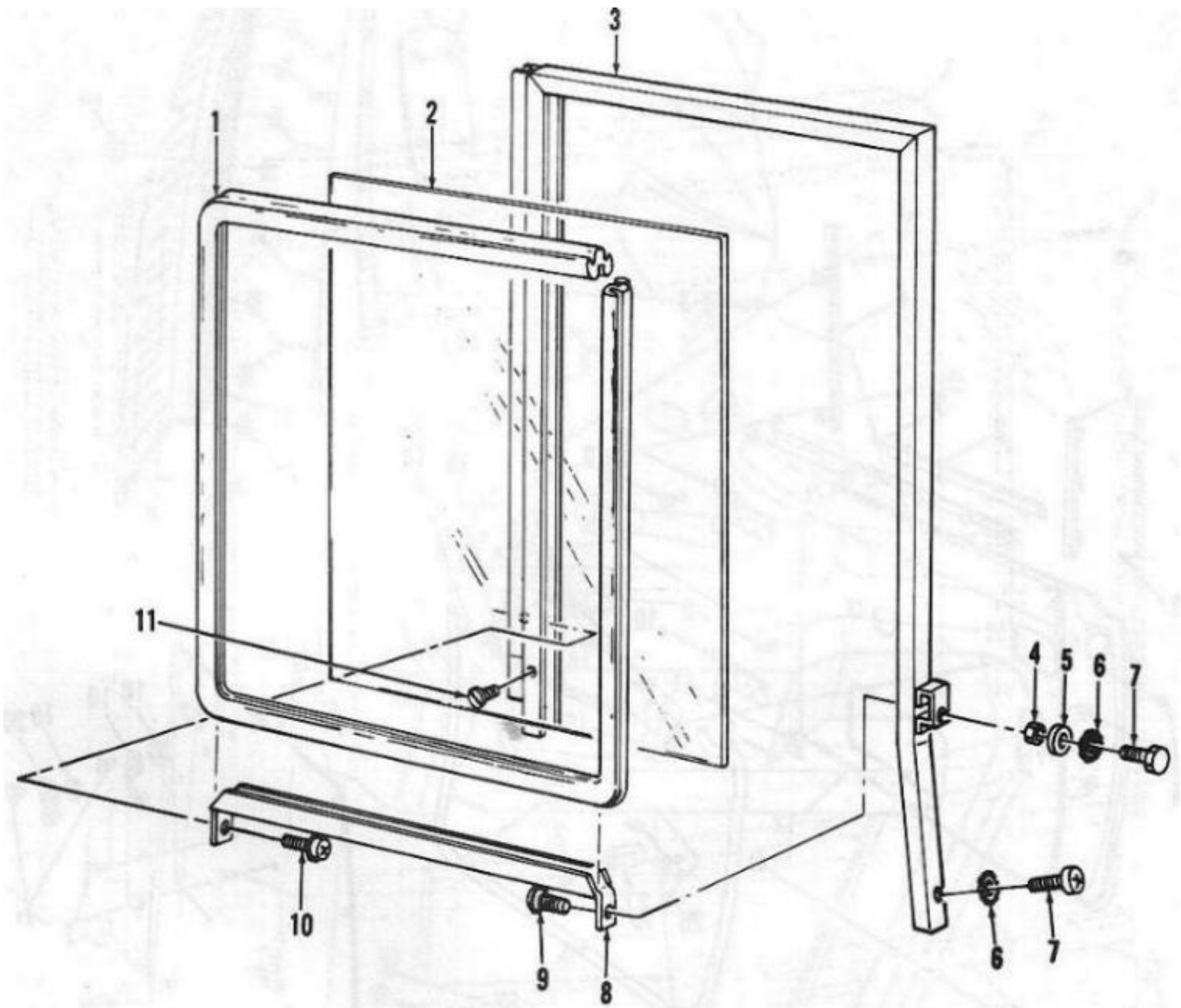


Figure 99: Front Door Fixed Glass and Mounting Parts

Note: An item pictured is not in this group. See table below to find correct group.

ITEM	GROUP
2	1802

					(6) 30-day DS maint. allowance			(7) 30-day GS maint. allowance					(10) Illustration	
(1) SMR code	(2) Federal Stock Number	(3) Description Reference Number & Mfg. Code Usable on Code	(4) Unit of meas	(5) Qty inc in unit	(a) 1-20	(b) 21-50	(c) 51-100	(a) 1-20	(b) 21-50	(c) 51-100	(8) 1-yr alw per 100 equip cntgcy	(9) Depot maint alw per 100 equip	(a) Figure No.	(b) Item No.
		1801 BODY, CAB, HOOD AND HULL ASSEMBLIES Continued												
PO	5305-984-5680	SCREW, CAP, HEXAGON HEAD, STATIONARY WINDOW MS35206-300 (96906)	EA	4	*	*	*	*	*	*			99	7
PO	5305-157-8285	SCREW, ASSEMBLED WASHER, STATIONARY WINDOW 11650871 (19207)	EA	2	*	*	*	*	*	*			99	11
PO	2510-152-2504	WINDOW AND FRAME ASSEMBLY, DOOR, L. H. 11640998-1 (19207)	EA	1	*	*	*	*	*	*			100	
PO	2510-152-2503	WINDOW AND FRAME ASSEMBLY, DOOR, R. H. 11640998-2 (19207)	EA	1	*	*	*	*	*	*			100	
PF	9390-136-9204	SEAL, FRONT WINDOW 11657751 (19207)	EA	2	*	*	*	*	*	*			100	2
X2F		FRAME ASSEMBLY R. H. DOOR WINDOW 11657743-2 (19207)	EA	1	*	*	*	*	*	*			100	3
X2F		FRAME ASSEMBLY, L. H. DOOR 11657743-1 (19207)	EA	1	*	*	*	*	*	*			100	3
PF		WEATHERSTRIP, WINDOW GUIDE RAIL 11657763 (19207)	EA	2	*	*	*	*	*	*			100	4
PF		SEAL, LIFT CHANNEL 11657761 (19207)	EA	2	*	*	*	*	*	*			100	5
PF	5305-948-7237	SCREW, WEATHERSTRIP MS24627-22 (96906)	EA	8	*	*	*	*	*	*			100	6
X2F		CHANNEL ASSEMBLY, WINDOW LIFT 11657745 (19207)	EA	2	*	*	*	*	*	*			100	7
PF	5305-052-6913	SCREW, MACHINE, LIFT CHANNEL MS24629-33 (96906)	EA	6	*	*	*	*	*	*			100	8
PF	5305-052-6905	SCREW, MACHINE, WINDOW LIFT CHANNEL MS24627-31 (96906)	EA	6	*	*	*	*	*	*			100	9

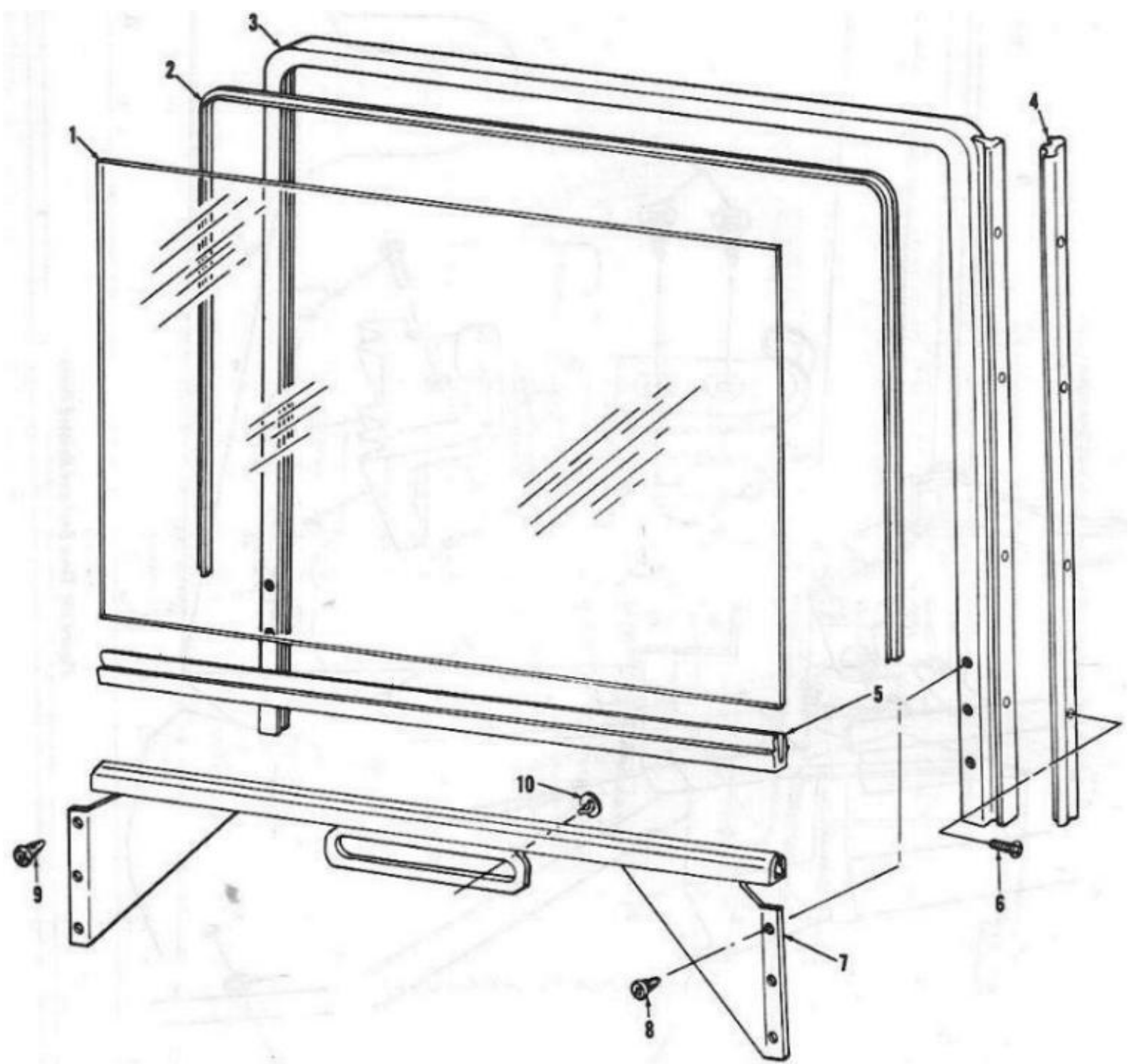


Figure 100: Front Door Glass and Mounting Parts
Note: An item pictured is not in this group. See table below to find correct group.

ITEM	GROUP
1	1802

			(6) 30-day DS maint. allowance	(7) 30-day GS maint. allowance		(10) Illustration
--	--	--	---	---	--	----------------------

(1) SMR code	(2) Federal Stock Number	(3) Description Reference Number & Mfg. Code Usable on Code	(4) Unit of meas	(5) Qty inc in unit	(a) 1-20	(b) 21-50	(c) 51-100	(a) 1-20	(b) 21-50	(c) 51-100	(8) 1-yr alw per 100 equip cntgcy	(9) Depot maint alw per 100 equip	(a) Figure No.	(b) Item No.
		801 BODY, CAB, HOOD AND HULL ASSEMBLIES Continued												
PF	2510-461-2871	RETAINER, WINDOW REGULATOR STUD 11640877(19207)	EA	2	*	*	*	*	*	*			100	10
PO	5325-700-0997	GROMMET, WIPER HOSE 800802 (19207)	EA	1	*	*	*	*	*	*			101	1
PO	2510-737-5317	WINDSHIELD CLAMP CATCH 7375312 (19207)	EA	2	*	*	*	*	*	*			101	2
PO	5305-958-5246	SCREW, SELF TAPPING, WINDSHIELD CATCH MS35190-289 (96906)	EA	4	*	*	*	*	*	*			101	3
PO		SCREW, MACHINE, DOOR SEAL 11657619 (19207)	EA	4	*	*	*	*	*	*			101	4
PO		SEAL ASSEMBLY, L. H. DOOR 11657264-1 (19207)	EA	1	*	*	*	*	*	*			101	5
PO		SEAL, R. H. DOOR, UPPER 11657264-2(19207)	EA	1	*	*	*	*	*	*			101	5
PO	5330-157-4637	SHIM, DOOR SEAL, L. H. 11657470-1 (19207)	EA	1	*	*	*	*	*	*			101	6
PO		SHIM, DOOR SEAL, R. H. 11657470-2 (19207)	EA	1	*	*	*	*	*	*			101	6
X2F		PANEL ASSEMBLY, INSTRUMENT 11656862 (19207)	EA	1	*	*	*	*	*	*			101	7
PO	5306-283-0407	SCREW, MACHINE, HAND RAIL 9409106 (24617)	EA	2	*	*	*	*	*	*			102	1
PO	2540-159-8767	RAIL, PASSENGER HAND SAFETY 11657385 (19207)	EA	1	*	*	*	*	*	*			102	2
X20		GLOVE BOX ASSEMBLY 11647494 (19207)	EA	1	*	*	*	*	*	*			102	3
X20		STRIKER GLOVE BOX LOCK 11657482 (19207)	EA	1	*	*	*	*	*	*			102	4

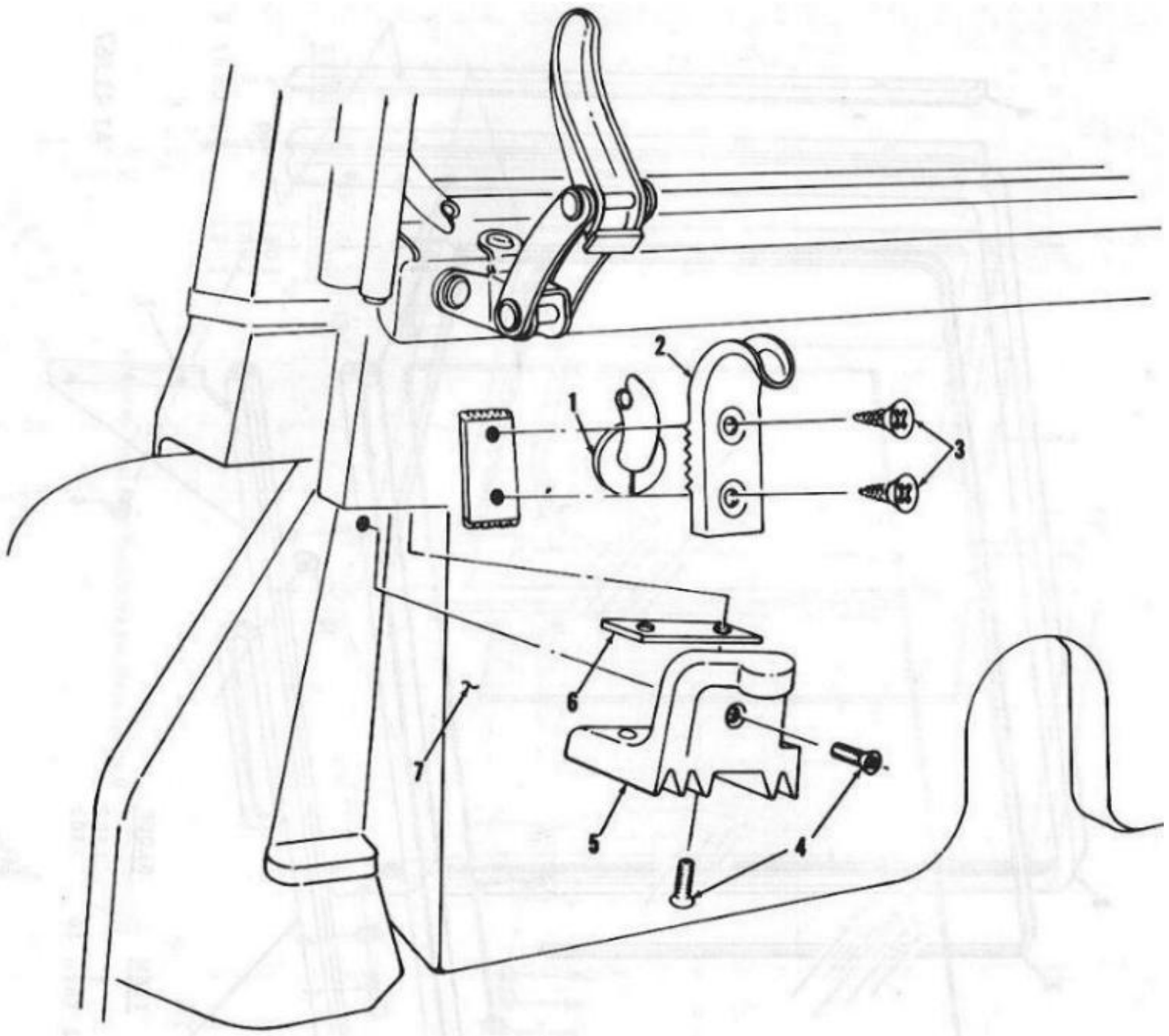


Figure 101: Door Seal and Related Parts

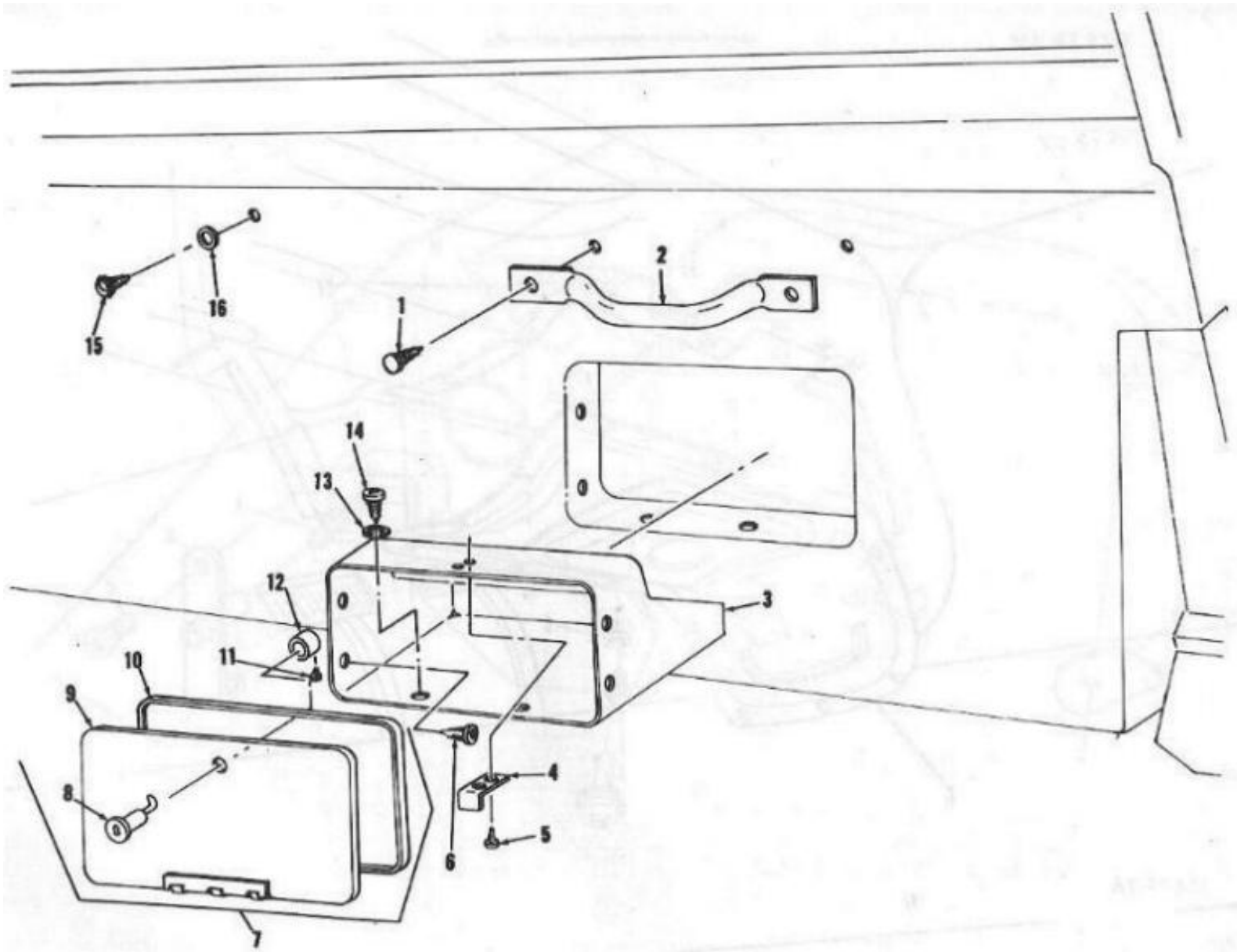
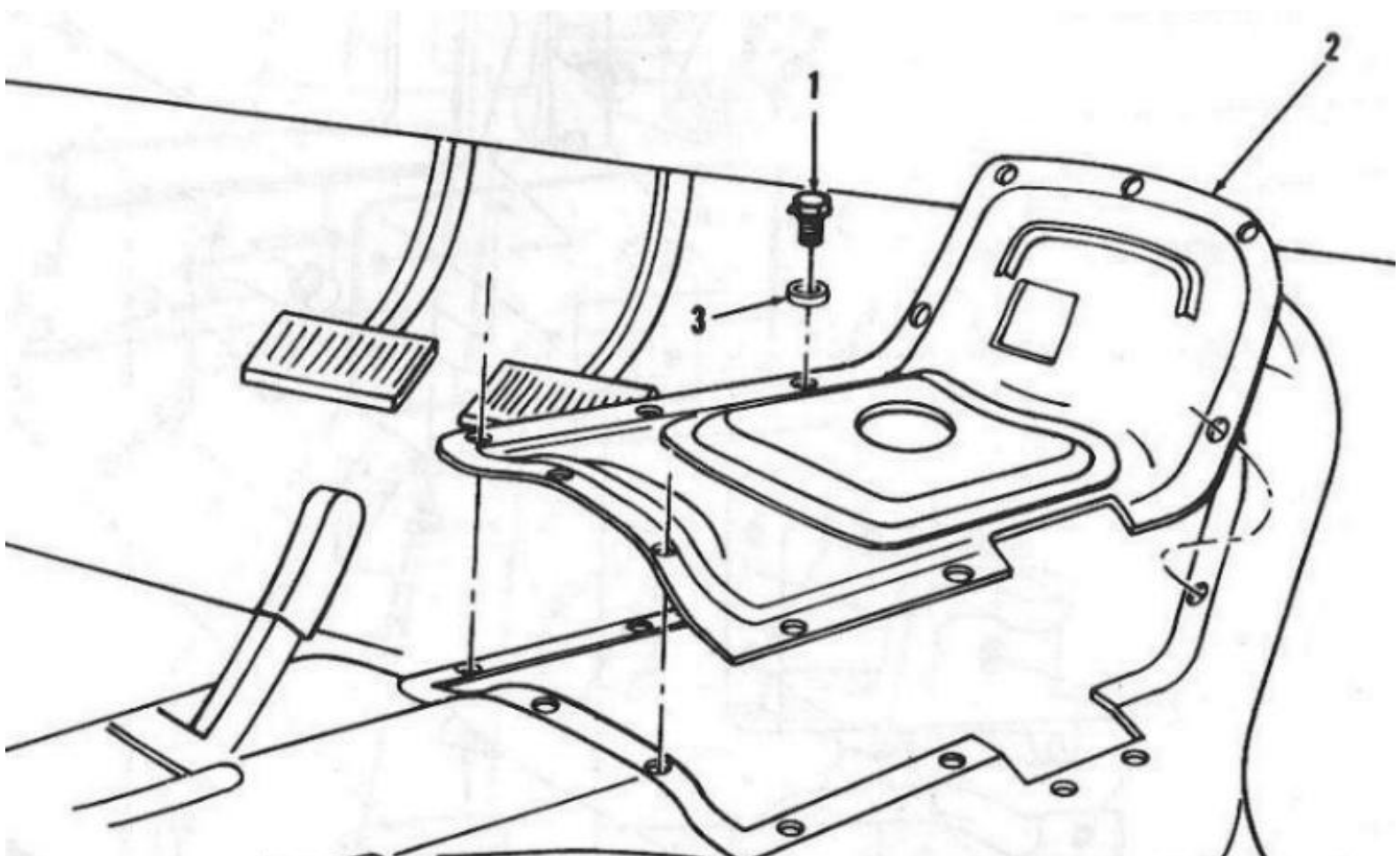


Figure 102: Glove Compartment, Door and Mounting Parts

Page 263

(1) SMR code	(2) Federal Stock Number	(3) Description Reference Number & Mfg. Code Usable on Code	(4) Unit of meas	(5) Qty inc in unit	(6) 30-day DS maint. allowance			(7) 30-day GS maint. allowance			(8) 1-yr alw per 100 equip cntgcy	(9) Depot maint alw per 100 equip	(10) Illustration	
					(a) 1-20	(b) 21-50	(c) 51-100	(a) 1-20	(b) 21-50	(c) 51-100			(a) Figure No.	(b) Item No.
		1801 BODY, CAB, HOOD AND HULL ASSEMBLIES Continued												
PO	5305-543-2335	SCREW MACHINE, GLOVE BOX 188749 (24617)	EA	2	*	*	*	*	*	*			102	5
PO	5305-879-7941	SCREW, SELF TAPPING, GLOVE BOX MS24617-31 (96906)	EA	8	*	*	*	*	*	*			102	6

PO	2510-159-8768	DOOR ASSEMBLY, GLOVE BOX 11657488 (19207)	EA	1	*	*	*	*	*	*			102	7
PO	2540-737-5399	LOCK ASSEMBLY, GLOVE BOX 7325399 (19207)	EA	1	*	*	*	*	*	*			102	8
X20		DOOR AND HINGE ASSEMBLY, GLOVE BOX 11657485 (19207)	EA	1	*	*	*	*	*	*			102	9
PO	2510-040-2522	WEATHERSTRIP, GLOVE BOX DOOR 8329654 (19207)	EA	1	*	*	*	*	*	*			102	10
PO	5305-543-2394	SCREW, MACHINE, LOCK AND CUP 131885 (24617)	EA	1	*	*	*	*	*	*			102	11
PO	2510-737-5358	CUP, LOCK RETAINING 7375368 (19207)	EA	1	*	*	*	*	*	*			102	12
PO	5310-595-6509	WASHER, FLAT, GLOVE BOX DOOR MS27183-42 (96906)	EA	3	*	*	*	*	*	*			102	13
PO	5306-042-3644	SCREW, GLOVE BOX DOOR 423544 (24617)	EA	3	*	*	*	*	*	*			102	14
PF	5306-018-6493	SCREW ASSEMBLED WASHER, INSTRUMENT PANEL 186493 (24617)	EA	11	*	*	*	*	*	*			102	15
PF	5310-809-3078	WASHER, FLAT, INSTRUMENT PANEL MS27183-11 (96906)	EA	4	*	*	*	*	*	*			102	16
PO		SCREW, MACHINE, TRANSMISSION ACCESS COVER 272475 (24617)	EA	12	*	*	*	*	*	*			103	1
X20		PANEL, ACCESS TRANSMISSION 11657173 (19207)	EA	1	*	*	*	*	*	*			103	2






Figure 103: Transmission Access Cover

Page 264

(1) SMR code	(2) Federal Stock Number	(3) Description Reference Number & Mfg. Code Usable on Code	(4) Unit of meas	(5) Qty inc in unit	(6) 30-day DS maint. allowance			(7) 30-day GS maint. allowance			(8) 1-yr alw per 100 equip cntgcy	(9) Depot maint alw per 100 equip	(10) Illustration	
					(a) 1-20	(b) 21-50	(c) 51-100	(a) 1-20	(b) 21-50	(c) 51-100			(a) Figure No.	(b) Item No.
		1801 BODY, CAB, HOOD AND HULL ASSEMBLIES Continued												
PO	5310-809-4058	WASHER, FLAT, TRANSMISSION ACCESS COVER MS27183-10 (96906)	EA	12	*	*	*	*	*	*			103	3
PO	2540-917-5906	HANDLE, DOOR OUTSIDE, LEFT 11662565-1 (19207)	EA	1	*	*	*	*	*	*			104	1
PO	5340-455-1315	HANDLE ASSEMBLY, DOOR OUTSIDE, RIGHT 11662565-2 (19207)	EA	1	*	*	*	*	*	*			104	1
PO	5305-855-0961	SCREW, RETAINER TO DOOR MS24629-35 (96906)	EA	1	*	*	*	*	*	*			104	2
X1		RETAINER ASSEMBLY 11640788 (19207)	EA	1									104	3
X1		SPRING 11640787 (19207)	EA	1									104	4
X1		PUSH, BUTTON ASSEMBLY 11640702 (19207)	EA	1									104	5
PO	5330-579-3156	SEAL, RING MS28775-116 (96906)	EA	1	*	*	*	*	*	*			104	6
X1		HANDLE, DOOR 11657542-1(19207)	EA	1									104	7
PO	5330-437-8764	GASKET, DOOR HANDLE, LEFT FRONT 11657530-1 (19207)	EA	1	*	*	*	*	*	*			104	8
PO		GASKET, DOOR HANDLE, RIGHT FRONT 11657530-2(19207)	EA	1	*	*	*	*	*	*			104	8
PO	5330-461-5767	GASKET, DOOR HANDLE, LEFT REAR 11657938-1 (19207)	EA	1	*	*	*	*	*	*			104	9
PO	5330-461-5768	GASKET, DOOR HANDLE, RIGHT REAR 11657938-2 (19207)	EA	1	*	*	*	*	*	*			104	9

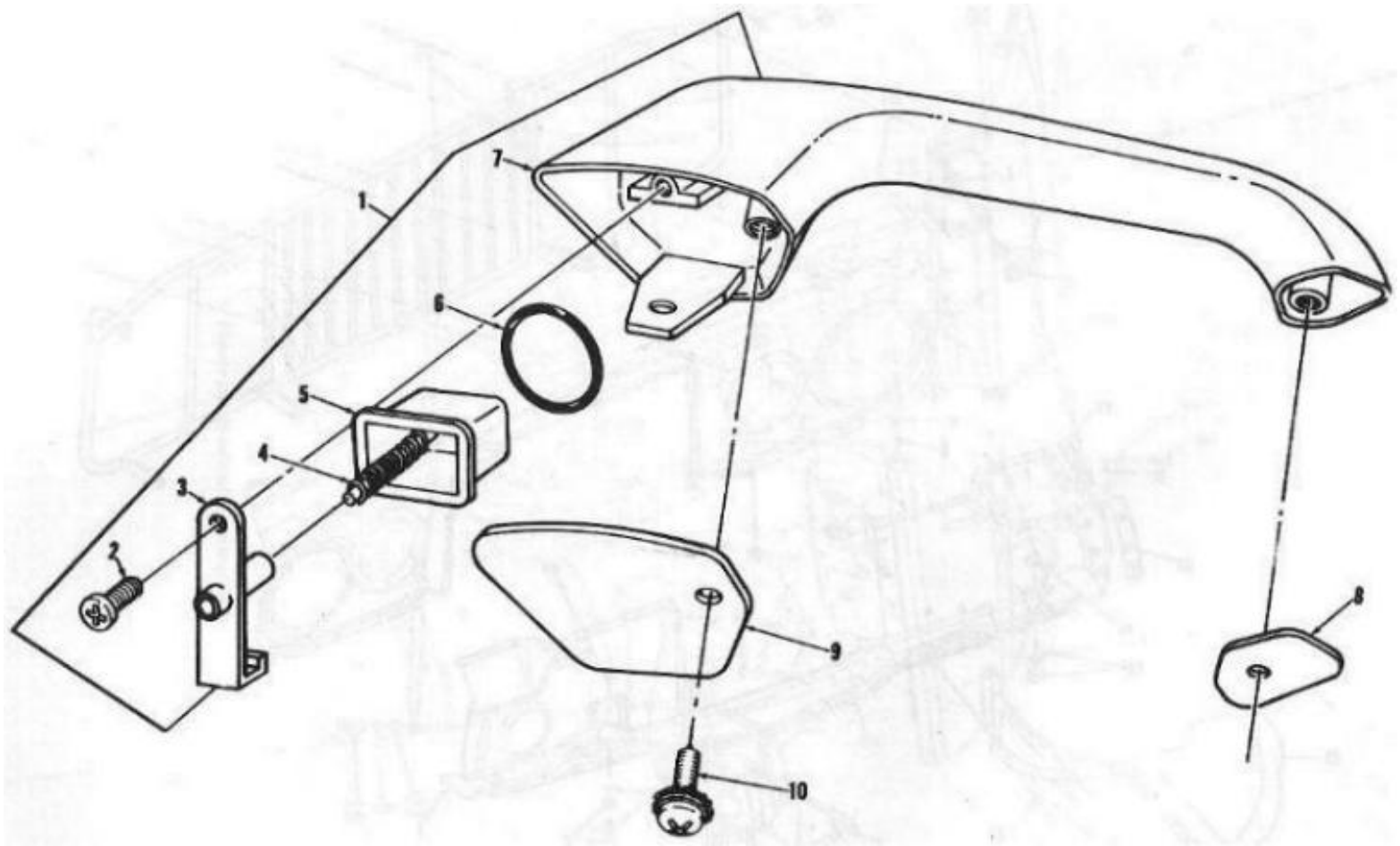
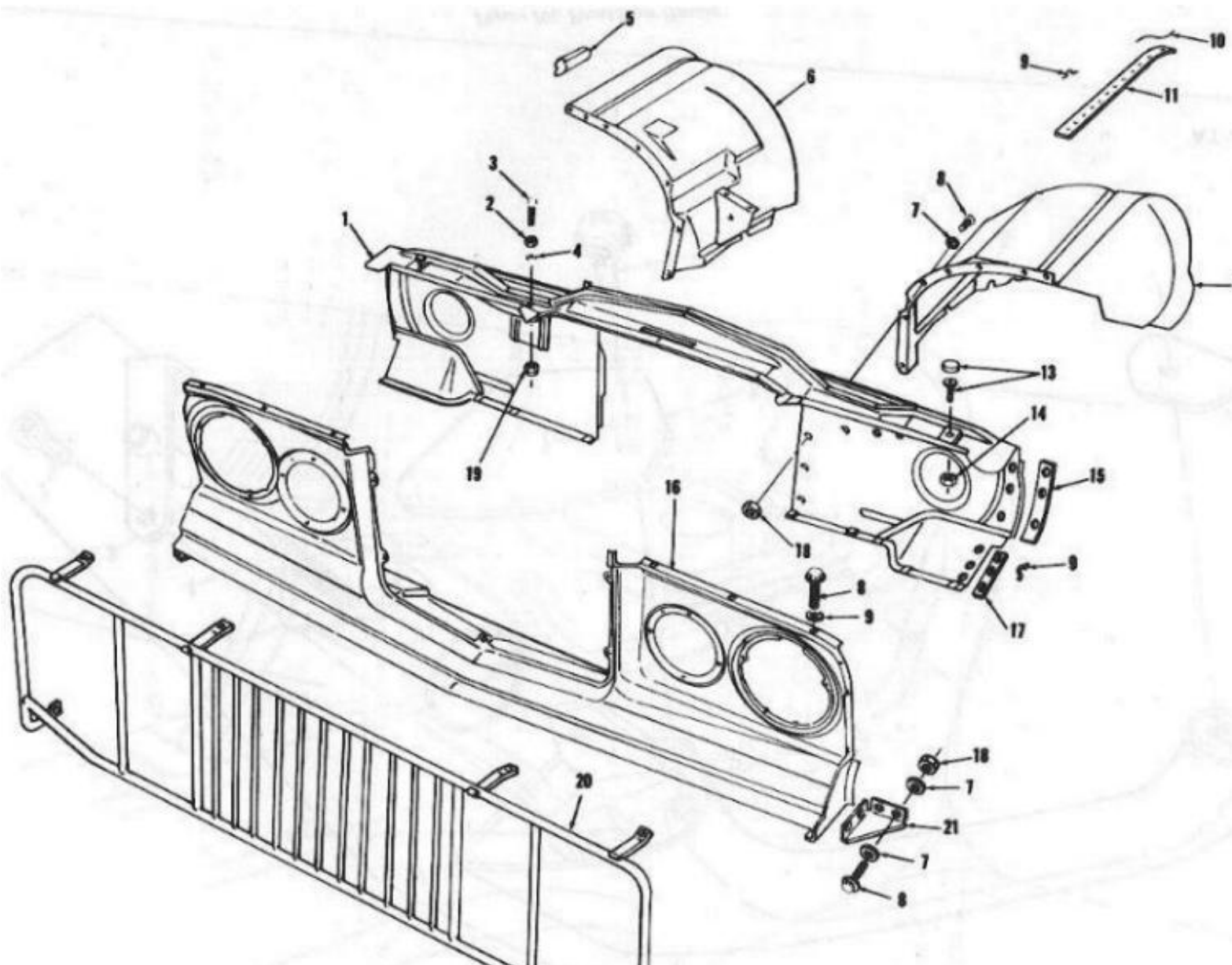


Figure 104: Front Door Handle

Page 265

(1) SMR code	(2) Federal Stock Number	(3) Description Reference Number & Mfg. Code Usable on Code	(4) Unit of meas	(5) Qty inc in unit	(6) 30-day DS maint. allowance			(7) 30-day GS maint. allowance			(8) 1-yr alw per 100 equip cntgcy	(9) Depot maint alw per 100 equip	(10) Illustration	
					(a)	(b)	(c)	(a)	(b)	(c)			(a) Figure No.	(b) Item No.
		1801 BODY, CAB, HOOD AND HULL ASSEMBLIES Continued												
PO	5305-285-5263	SCREW, MACHINE, FRONT HALF DOOR HANDLE GASKETS 453046 (00000)	EA	4	*	*	*	*	*	*			104	10
PO	2510-159-8783	SUPPORT ASSEMBLY, RADIATOR BAFFLE 11657067(19207)	EA	1	*	*	*	*	*	*			105	1
X1		BAFFLE, SIDE RADIATOR TO FENDER 11657072(19207)	EA	2									105	15
PO	5315-151-9003	STAPLE TACKER, BAFFLES ATTACHING 8764887 (19207)	EA	12	*	*	*	*	*	*			105	9
X1		BAFFLE LOWER, RADIATOR 11657402 (19207)	EA	2									105	17

PO	5310-891-1733	NUT, PLAIN, HEXAGON, HOOD LATCH MS35691-38 (96906)	EA	1	*	*	*	*	*	*			105	2
PO	2510-467-2882	BOLT, HOOD LATCH 11640876 (19207)	EA	1	*	*	*	*	*	*			105	3
PO	5310-493-6234	WASHER, FLAT, HOOD LATCH 11657375-9 (19207)	EA	1	*	*	*	*	*	*			105	4
PO	2510-461-2879	BUMPER, FENDER TO HOOD 11657838 (19207)	EA	2	*	*	*	*	*	*			105	5
X2F		WHEEL WELL ASSEMBLY, R. H. 11657536-2 (19207)	EA	1	*	*	*	*	*	*			105	6
PO	5310-595-6326	WASHER, FLAT, SUPPORT ASSEMBLY (20) BRUSH GUARD (6) GUSSET (12) MS27183-13 (96906)	EA	38	*	*	*	*	*	*			105	7
PO	5306-018-7993	BOLT, MACHINE, SUPPORT ASSEMBLY (16) BRUSH GUARD (6) GUSSET (8) 187993 (24617)	EA	30	*	*	*	*	*	*			105	8
PO	5315-151-9003	STAPLE, TACKER, SEAL 8764887 (19207)	EA	14	*	*	*	*	*	*			105	9



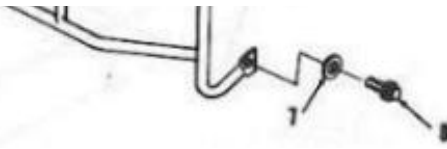


Figure 105: Front End Grille, Fender Shields and Related Parts

(1) SMR code	(2) Federal Stock Number	(3) Description Reference Number & Mfg. Code Usable on Code	(4) Unit of meas	(5) Qty inc in unit	(6) 30-day DS maint. allowance			(7) 30-day GS maint. allowance			(8) 1-yr alw per 100 equip cntgcy	(9) Depot maint alw per 100 equip	(10) Illustration	
					(a) 1-20	(b) 21-50	(c) 51-100	(a) 1-20	(b) 21-50	(c) 51-100			(a) Figure No.	(b) Item No.
		1801 BODY, CAB, HOOD AND HULL ASSEMBLIES Continued												
PO		WIRE STITCHING, SEAL 8679549 (19207)	EA	14	*	*	*	*	*	*			105	10
PO	5330-157-6237	SEAL, FRONT FENDER APRON 11657373 (19207)	EA	2	*	*	*	*	*	*			105	11
X2F		WHEEL WELL ASSEMBLY, L. H. 11657536-1 (19207)	EA	1	*	*	*	*	*	*			10	12
PO	5340-429-1650	BUMPER, HOOD 11662555 (19207)	EA	2	*	*	*	*	*	*			105	13
PO	5310-151-8998	NUT, PLAIN, HEXAGON, HOOD BUMPER 11640878 (19207)	EA	2	*	*	*	*	*	*			105	14
X20		PANEL ASSEMBLY, GRILLE FACE 11657378 (19207)	EA	1	*	*	*	*	*	*			105	16
PO	5310-829-9981	NUT, PLAIN, HEXAGON, SUPPORT ASSEMBLY AND GUSSET TO FENDER MS35649-2312 (96906)	EA	20	*	*	*	*	*	*			105	18
PO	5310-461-2880	NUT, PLAIN, HEXAGON HOOD LATCH 11640791 (19207)	EA	1	*	*	*	*	*	*			105	19
PF	2590-455-1318	GUARD ASSEMBLY, BRUSH 11656893 (19207)	EA	1	*	*	*	*	*	*			105	20
X20		GUSSET, R. H. FRONT FENDER 11656779-2 (19207)	EA	1	*	*	*	*	*	*			105	21
X20		GUSSET, L. H. FRONT FENDER 1165779-1 (19207)	EA	1	*	*	*	*	*	*			105	21
X20		BRACKET, BLACKOUT LAMP 11657248(19207)	EA	1	*	*	*	*	*	*			106	1
PO	5305-068-0500	SCREW, CAP, HEXAGON HEAD BLACKOUT LAMP BRACKET MS90725-3 (96906)	EA	4	*	*	*	*	*	*			106	2

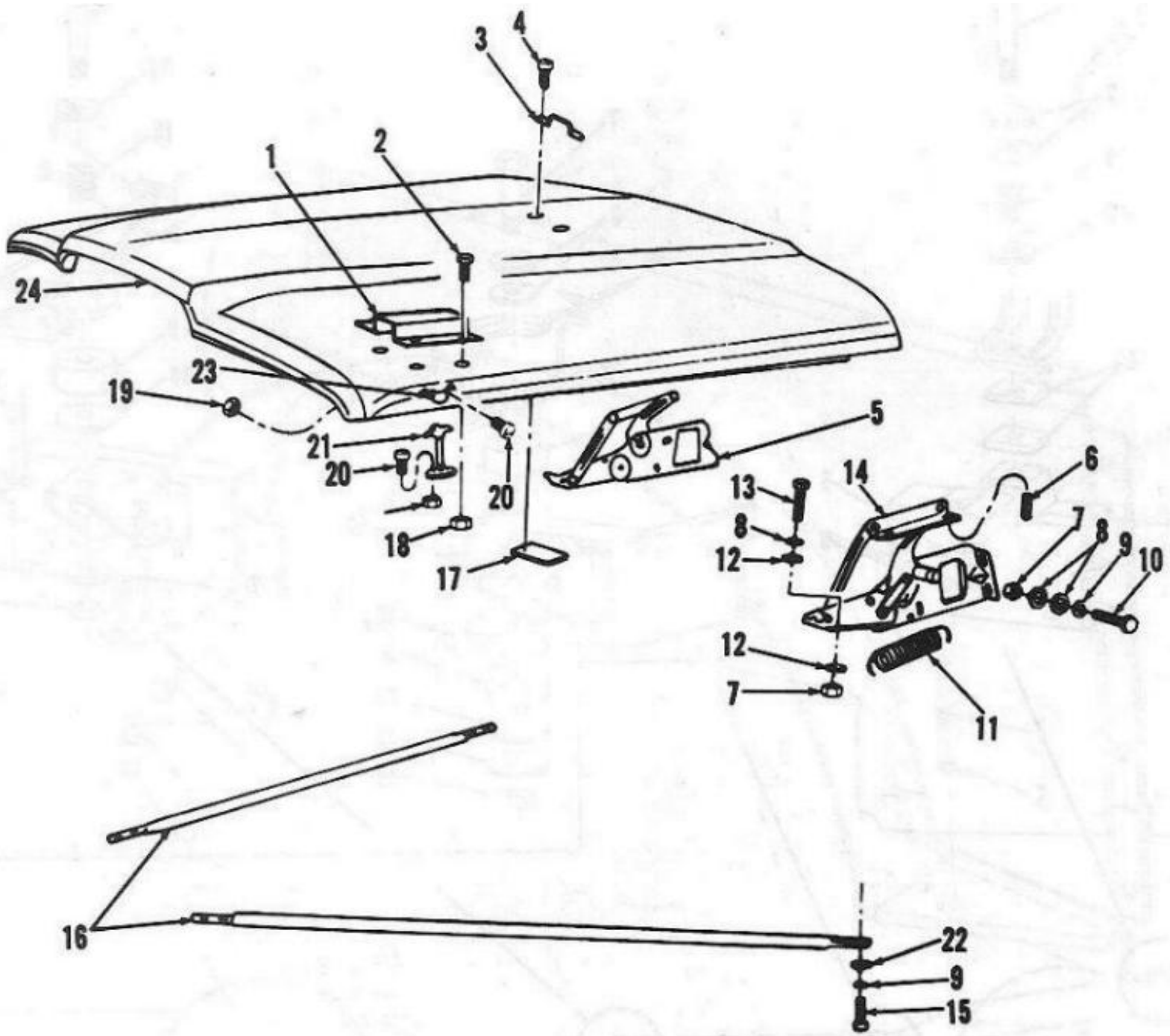


Figure 106: Hood and Mounting Parts

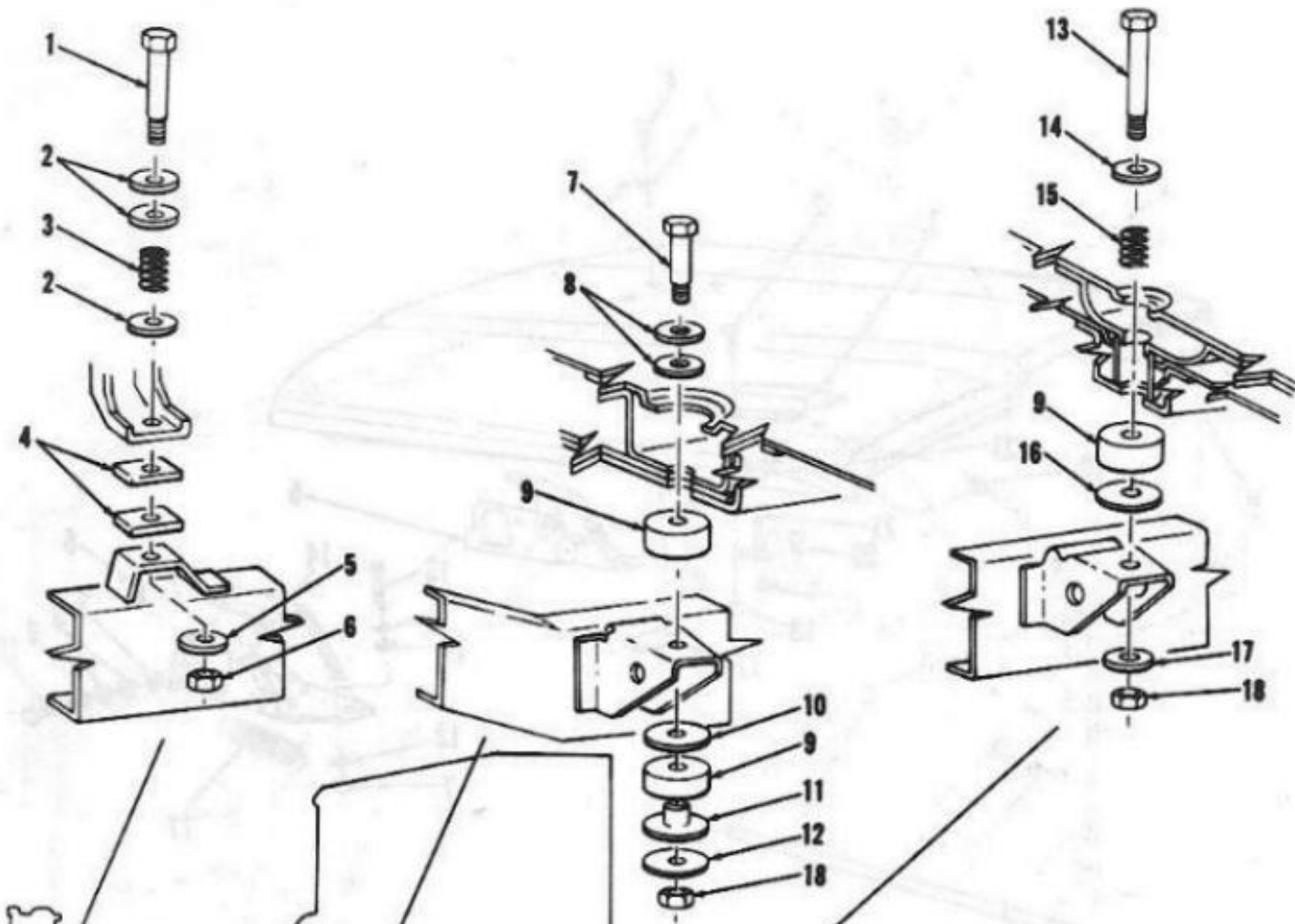
Page 267

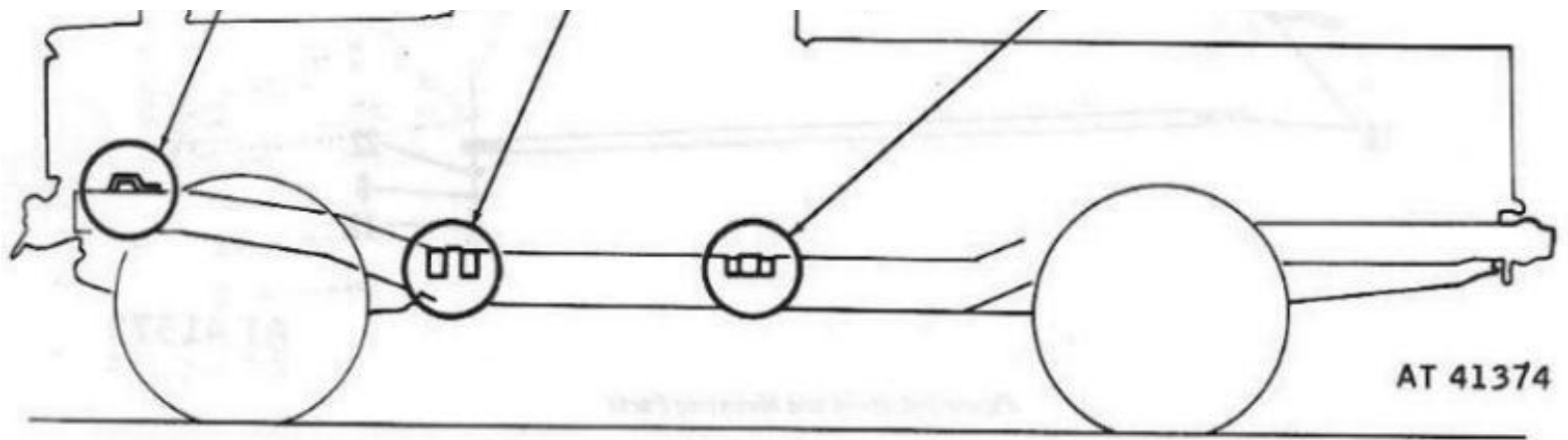
(1) SMR code	(2) Federal Stock Number	(3) Description Reference Number & Mfg. Code Usable on Code	(4) Qty Unit of meas	(5) inc in unit	(6) 30-day DS maint. allowance			(7) 30-day GS maint. allowance			(8) 1-yr alw per 100 equip cntgcy	(9) Depot maint alw per 100 equip	(10) Illustration	
					(a)	(b)	(c)	(a)	(b)	(c)			(a) Figure No.	(b) Item No.
		1801 BODY, CAB, HOOD AND HULL ASSEMBLIES Continued												

PO	5340-653-7275	FOOTMAN LOOP HOOD 7697591(19207) BA, BB, EA, EB	EA	1	*	*	*	*	*	*			106	3
PO	5305-954-3487	SCREW, FOOTMAN LOOP TO HOOD MS35190-271 (96906) BA, BB, EA, EB	EA	2	*	*	*	*	*	*			106	4
PO	2510-461-2776	HINGE ASSEMBLY HOOD, RIGHT 1164724-2(19207)	EA	1	*	*	*	*	*	*			106	5
PO	5307-159-6250	STUD, HOOD HINGE 11657360 (19207)	EA	4	*	*	*	*	*	*			106	6
PO	5310-829-9981	NUT, PLAIN, HEXAGON, HOOD HINGE MS35649-2312 (96906)	EA	6	*	*	*	*	*	*			106	7
PO	5310-595-6326	WASHER, FLAT, HOOD HINGE AND DIAGONAL MS27183-13 (96906)	EA	18	*	*	*	*	*	*			106	8
PO	5310-407-9566	WASHER, LOCK, HOOD HINGE AND DIAGONAL MS35338-45 (96906)	EA	12	*	*	*	*	*	*			106	9
PO	5305-225-8497	SCREW, CAP, HEXAGON HEAD, HOOD HINGE MS90725-32 (96906)	EA	4	*	*	*	*	*	*			106	10
PO		SPRING, HINGE 11662603 (19207)	EA	2	*	*	*	*	*	*			106	11
PO	5310-889-2527	WASHER, LOCK, HOOD HINGE MS45904-72 (96906)	EA	4	*	*	*	*	*	*			106	12
PO	5306-018-7993	BOLT, MACHINE, HOOD HINGE 187993 (24617)	EA	2	*	*	*	*	*	*			106	13
PO	2510-461-2775	HINGE ASSEMBLY, HOOD, LEFT 11640724-1(19207)	EA	1	*	*	*	*	*	*			106	14
PO	5305-068-0501	SCREW, CAP, HEXAGON HEAD, HOOD BRACE MS90725-5 (96906)	EA	8	*	*	*	*	*	*			106	15
X20		BRACE, HOOD DIAGONAL 11657358(19207)	EA	2	*	*	*	*	*	*			106	16

					(6) 30-day DS maint. allowance			(7) 30-day GS maint. allowance					(10) Illustration	
(1) SMR code	(2) Federal Stock Number	(3) Description Reference Number & Mfg. Code Usable on Code	(4) Unit of meas	(5) Qty inc in unit	(a) 1-20	(b) 21-50	(c) 51-100	(a) 1-20	(b) 21-50	(c) 51-100	(8) 1-yr alw per 100 equip cntgcy	(9) Depot maint alw per 100 equip	(a) Figure No.	(b) Item No.
		1801 BODY, CAB, HOOD AND HULL ASSEMBLIES Continued												
X20		REINFORCEMENT, FOOTMAN LOOP 11657362 (19207)	EA	1	*	*	*	*	*	*			106	17
PO	5310-696-5172	NUT, PLAIN, HEXAGON, BLACKOUT LAMP BRACKET 8328424 (19207)	EA	4	*	*	*	*	*	*			106	18

PO	5310-761-6882	NUT, PLAIN, HEXAGON, HOOD CATCH MS51967-2 (96906)	EA	8	*	*	*	*	*	*			106	19
PO	5305-285-5286	SCREW, MACHINE, HOOD CATCH (8) BRACKET (4) 191985 (24617)	EA	12	*	*	*	*	*	*			106	20
PO	2510-933-3298	CATCH ASSEMBLY, HOOD 753197-1(19207)	EA	2	*	*	*	*	*	*			106	21
PO	5310-802-4701	WASHER, FLAT HOOD DIAGONAL MS15795-813 (96906)	EA	8	*	*	*	*	*	*			106	22
X20		BRACKET, HOOD CATCH 8359955 (19207)	EA	2	*	*	*	*	*	*			106	23
X2F		HOOD ASSEMBLY 11657337 (19207)	EA	1	*	*	*	*	*	*			106	24
PO	5306-151-6247	BOLT, RADIATOR SUPPORT HOLDDOWN 11640936 (19207)	EA	2	*	*	*	*	*	*			107	1
PO	5310-159-6222	WASHER, FLAT, RADIATOR SUPPORT HOLDDOWN 11657375-1 (19207)	EA	6	*	*	*	*	*	*			107	2
PO	2590-453-8854	SPRING, RADIATOR SUPPORT HOLDDOWN 11657374 (19207)	EA	2	*	*	*	*	*	*			107	3
PO	2510-769-7514	LINER, BODY HOLDDOWN 7697514 (19207)	EA	4	*	*	*	*	*	*			107	4
PO	5310-809-5997	WASHER, FLAT, BODY HOLDDOWN MS27183-17 (96906)	EA	2	*	*	*	*	*	*			107	5





AT 41374

Figure 107: Front Body Holddown Parts

Page 269

(1) SMR code	(2) Federal Stock Number	(3) Description Reference Number & Mfg. Code Usable on Code	(4) Unit of meas	(5) Qty inc in unit	(6) 30-day DS maint. allowance			(7) 30-day GS maint. allowance			(8) 1-yr alw per 100 equip cntgcy	(9) Depot maint alw per 100 equip	(10) Illustration	
					(a)	(b)	(c)	(a)	(b)	(c)			(a) Figure No.	(b) Item No.
		1801 BODY, CAB, HOOD AND HULL ASSEMBLIES Continued												
PO	5310-857-5561	NUT, LOCK, BODY HOLDDOWN MS21045-C7 (96906)	EA	2	*	*	*	*	*	*			107	6
PO	5305-269-2811	SCREW, CAP, HEXAGON HEAD BODY 1-HOLDDOWN MS90726-67 (96906)	EA	2	*	*	*	*	*	*			107	7
X20		WASHER, SPECIAL, BODY HOLDDOWN 11657375-3 (19207)	EA	4	*	*	*	*	*	*			107	8
PO	5310-159-6299	SPACER, BODY, HOLDDOWN #1 11657559 (19207)	EA	4	*	*	*	*	*	*			107	9
PO	5310-514-8078	WASHER, SPECIAL, BODY HOLDDOWN #1 11657375-5 (19207)	EA	2	*	*	*	*	*	*			107	10
X20		WASHER AND TUBE, BODY HOLDDOWN NO.1 11657828 (19207)	EA	2	*	*	*	*	*	*			107	11
X20		WASHER, SPECIAL NO.2 BODY HOLDDOWN 11657827 (19207)	EA	8	*	*	*	*	*	*			107	12
PO		BOLT, HEXAGON HEAD, BODY HOLDDOWN NO.2 107268 (24617)	EA	2	*	*	*	*	*	*			107	13
PO	5310-456-9146	WASHER, FLAT, BODY HOLDDOWN NO.2 11657375-2 (19207)	EA	2	*	*	*	*	*	*			107	14
PO	2510-456-9151	SPRING, BODY HOLDDOWN NO.2 11657962 (19207)	EA	2	*	*	*	*	*	*			107	15
PO		SPACER, BODY HOLDDOWN NO.2 11657559 (19207)	EA	2	*	*	*	*	*	*			107	16

PO	5310-461-2888	WASHER, FLAT, BODY HOLDDOWN NO.2 7407151 (19207)	EA	2	*	*	*	*	*	*			107	17
PO	5310-456-9180	NUT, BODY HOLDDOWN NO. 1 MS51922-17 (96906)	EA	4	*	*	*	*	*	*			107	18

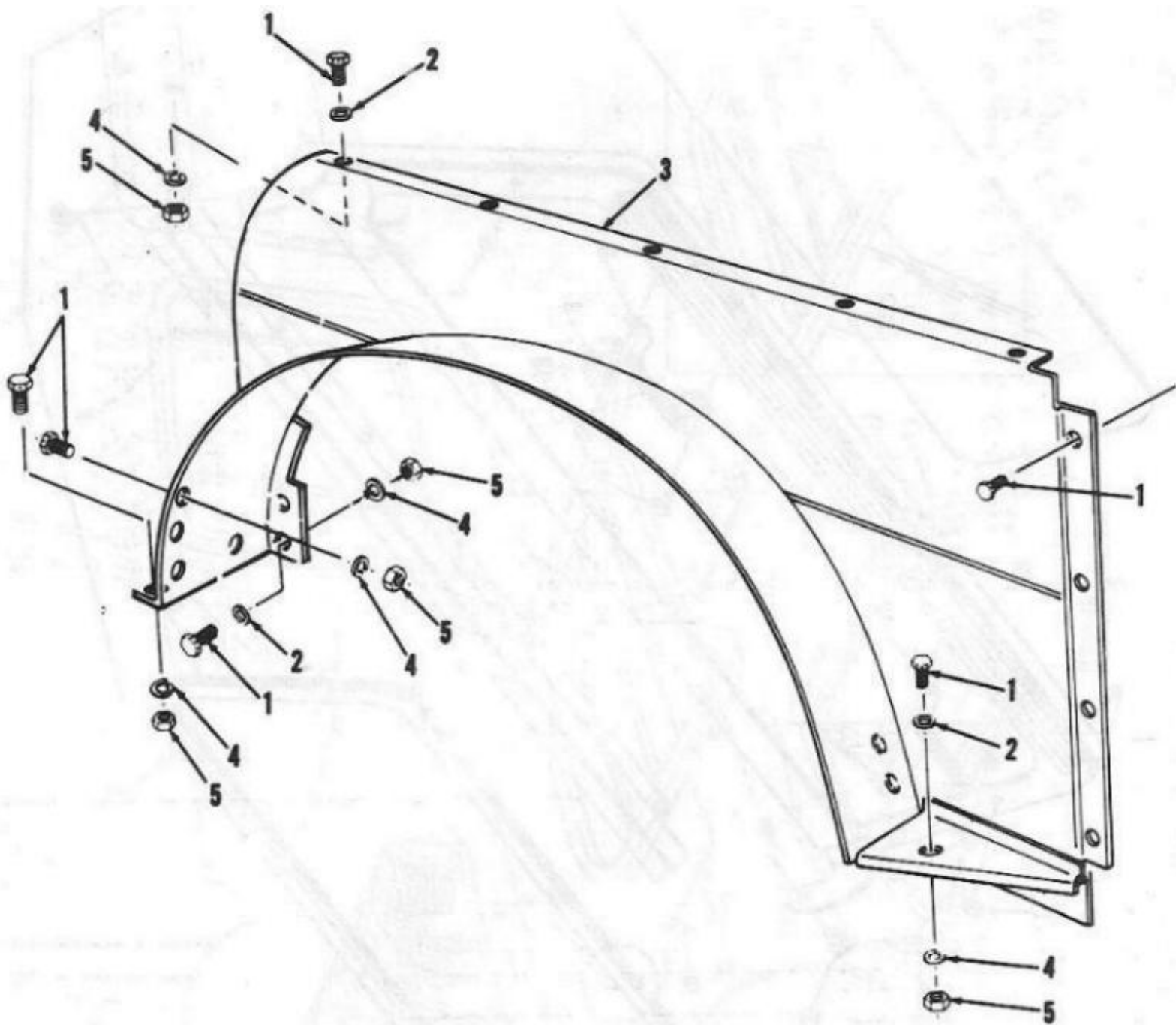


Figure 108: Front Fenders

Page 270

				(6) 30-day DS maint. allowance	(7) 30-day GS maint. allowance			(10) Illustration
--	--	--	--	---	---	--	--	----------------------

(1) SMR code	(2) Federal Stock Number	(3) Description Reference Number & Mfg. Code Usable on Code	(4) Unit of meas	(5) Qty inc in unit	(a) 1-20	(b) 21-50	(c) 51-100	(a) 1-20	(b) 21-50	(c) 51-100	(8) 1-yr alw per 100 equip cntgcy	(9) Depot maint alw per 100 equip	(a) Figure No.	(b) Item No.
		1802 FENDERS, RUNNING BOARDS, WINDSHIELD AND GLASS												
PO	5306-018-7993	SCREW, ASSEMBLED WASHER FRONT FENDER 187993(24617)	EA	16	*	*	*	*	*	*			108	1
PO	5310-802-4701	WASHER, FLAT, FRONT FENDER MS15795-813 (96906)	EA	10	*	*	*	*	*	*			108	2
PF	2510-159-8772	FENDER ASSEMBLY, FRONT, R. H. 11657379-2 (19207)	EA	1	*	*	*	*	*	*			108	3
PF	2510-159-8769	FENDER ASSEMBLY, FRONT, L. H. 11657379-1(19207)	EA	1	*	*	*	*	*	*			108	3
PO	5310-889-2577	WASHER, LOCK, FRONT FENDER MS45904-72 (96906)	EA	14	*	*	*	*	*	*			108	4
PO	5310-829-9981	NUT, HEXAGON, FRONT FENDER MS35649-2312 (96906)	EA	14	*	*	*	*	*	*			108	5
PO		FASTENER, LOWER WEATHERSTRIP 11640707 (19207)	EA	2	*	*	*	*	*	*			109	1
X2F		WINDSHIELD ASSEMBLY 11657496 (19207) BA, BB, DA, DB, EA, EB	EA	1	*	*	*	*	*	*			109	2
PF	9340-179-7248	GLASS, WINDSHIELD 11640957 (19207)	EA	1	*	*	*	*	*	*			109	3
X2F		FRAME ASSEMBLY, WINDSHIELD 11657497 (19207)	EA	1	*	*	*	*	*	*			109	4
PF	2540-477-8277	WEATHERSTRIP ASSEMBLY, WINDSHIELD 11657716 (19207)	EA	1	*	*	*	*	*	*			109	5
PF	2540-933-3541	WEATHERSTRIP, WINDSHIELD 11640934 (19207)	EA	1	*	*	*	*	*	*			109	6
PF	5305-157-8141	SCREW, ASSEMBLED WASHER 11640792 (19207) BA, BB, DA, DB, EA, EB	EA	15	*	*	*	*	*	*			109	7

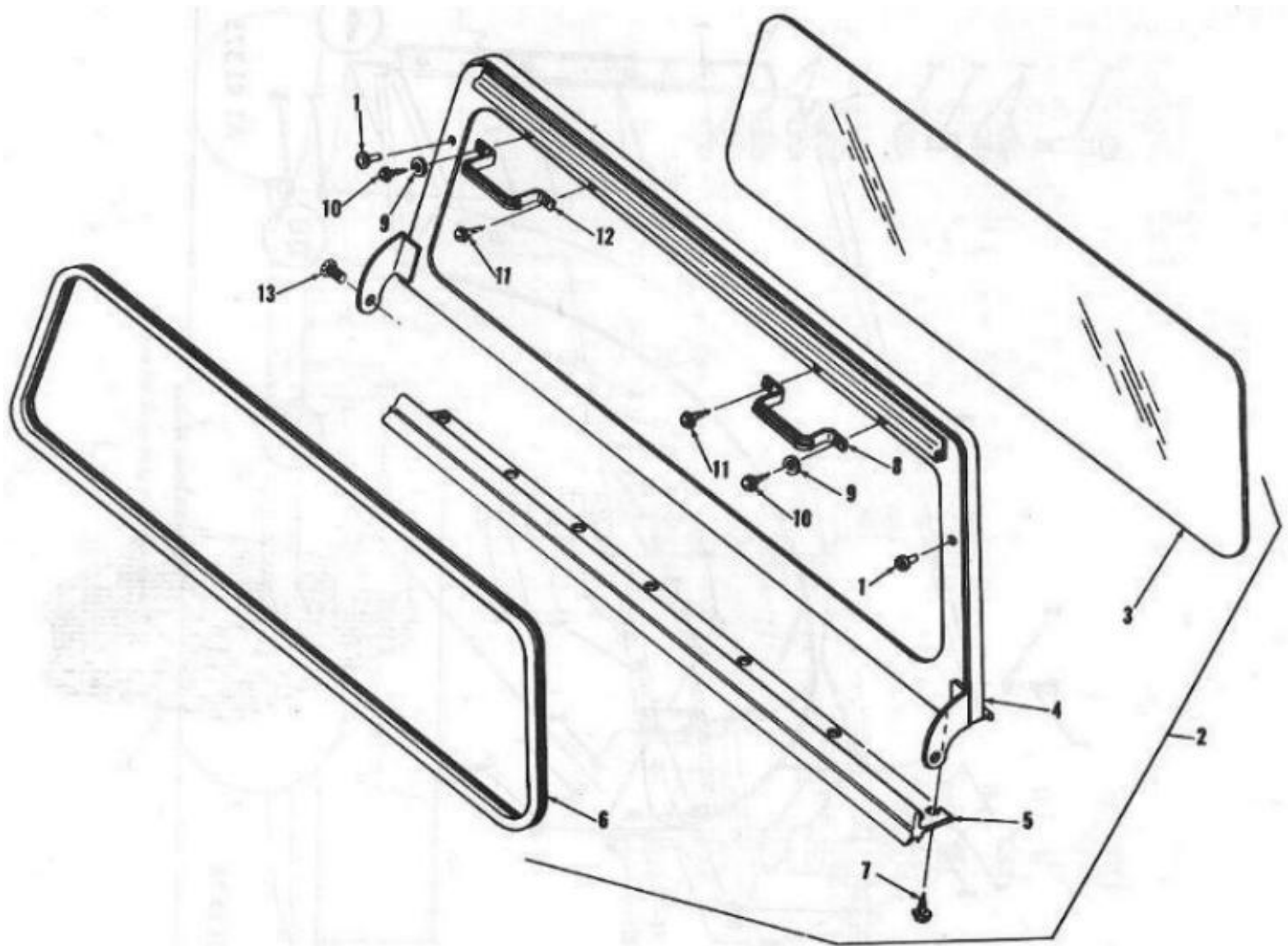
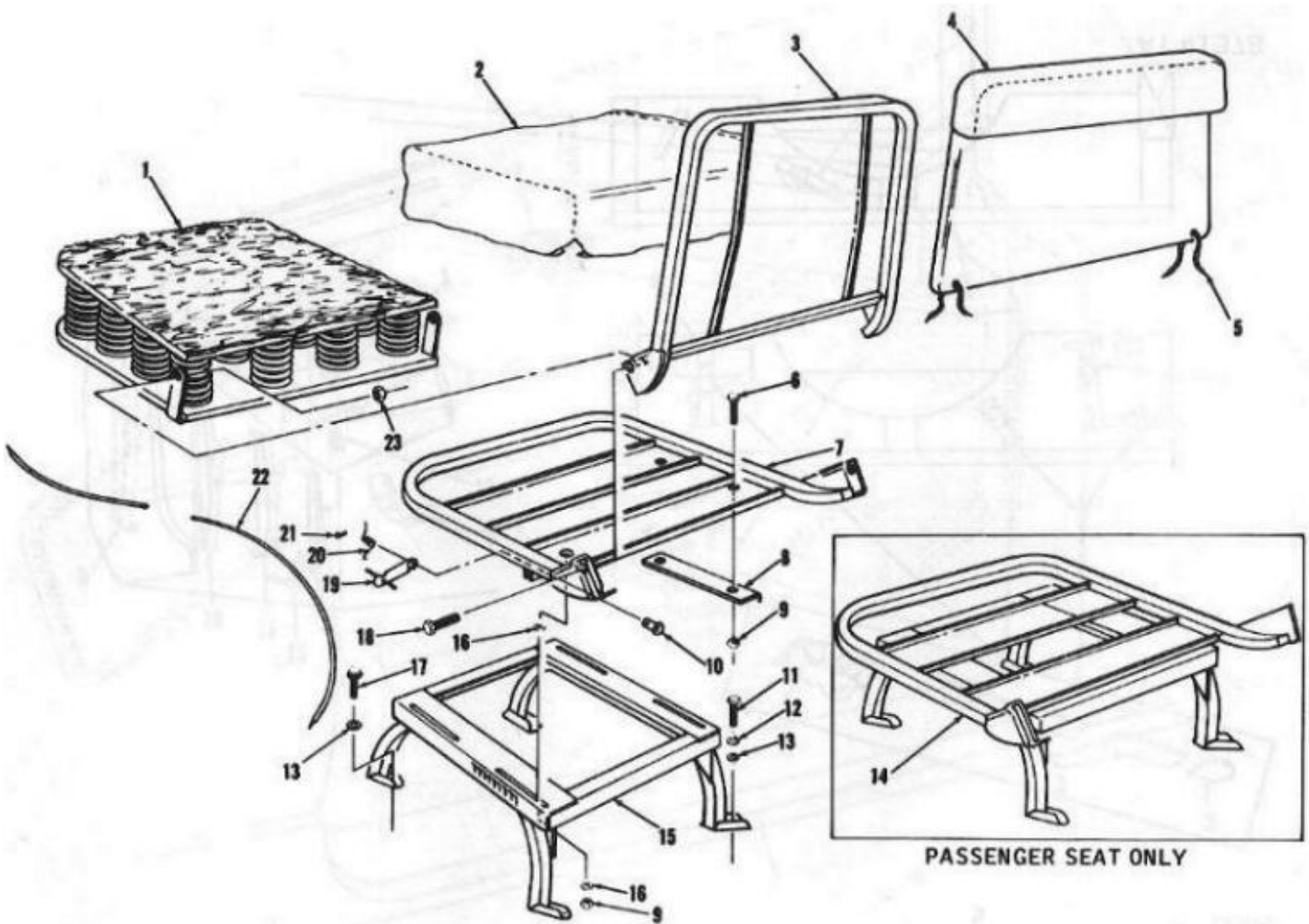


Figure 109: Windshield Assembly

Page 271

(1) SMR code	(2) Federal Stock Number	(3) Description Reference Number & Mfg. Code Usable on Code	(4) Unit of meas	(5) Qty inc in unit	(6) 30-day DS maint. allowance			(7) 30-day GS maint. allowance			(8) 1-yr alw per 100 equip cntgcy	(9) Depot maint alw per 100 equip	(10) Illustration	
					(a) 1-20	(b) 21-50	(c) 51-100	(a) 1-20	(b) 21-50	(c) 51-100			(a) Figure No.	(b) Item No.
		1802 FENDERS, RUNNING BOARDS, WINDSHIELD AND GLASS Continued												
PO	5340-321-6432	BUMPER ASSEMBLY, WINDSHIELD, RIGHT 8328465 (19207) BA, BB, DA, DB, EA, EB	EA	1	*	*	*	*	*	*			109	8
PO	2510-152-2529	LINER, WEATHERSTRIP 8707837 (19207)	EA	1	*	*	*	*	*	*				
PO		RIVET, LINER ATTACHING MS35684-12 (96906)	EA	4	*	*	*	*	*	*				

PO	5310-733-6451	WASHER, BUMPER 7336451 (19207) BA, BB, DA, DB, EA, EB	EA	2	*	*	*	*	*	*			109	9
PO	5306-043-1953	SCREW ASSEMBLED WASHER BUMPER 431953 (24617) BA, BB, DA, DB, EA, EB	EA	2	*	*	*	*	*	*			109	10
PO	5306-042-5323	BOLT AND WASHER, BUMPER 425323 (24617) BA, BB, DA, DB, EA, EB	EA	2	*	*	*	*	*	*			109	11
PO	5340-321-6431	BUMPER ASSEMBLY, WINDSHIELD, LEFT 8328464(19207) BA, BB, DA, DB, EA, EB	EA	1	*	*	*	*	*	*			109	12
PO	5306-145-2196	BOLT, WINDSHIELD 11657640 (19207) BA, BB, DA, DB, EA, EB	EA	2	*	*	*	*	*	*			109	13
MF		GLASS, STATIONARY WINDOW 11657875(19207) BA, BB, EA, EB	EA	2									99	2
		MANUFACTURE FROM:												
PF	9340-285-6774	GLASS, LAMINATED, CLASS II, MIL-G-3787, .205-.230 THK, 12.97 x 16.17	IN	V	*	*	*	*	*	*			100	1
MF		GLASS, FRONT DOOR 11657746(19207) BA, BB, EA, EB	EA	2										
		MANUFACTURE FROM:												
PF	9340-285-6774	GLASS, LAMINATED, CLASS II MIL-G-3787, .205- .230 THK, 16.372x20.115	IN	V	*	*	*	*	*	*				



PASSENGER SEAT ONLY

Figure 110: Drivers and Passenger Seats and Mounting Parts

Page 272

(1) SMR code	(2) Federal Stock Number	(3) Description Reference Number & Mfg. Code Usable on Code	(4) Unit of meas	(5) Qty inc in unit	(6) 30-day DS maint. allowance			(7) 30-day GS maint. allowance			(8) 1-yr alw per 100 equip cntgcy	(9) Depot maint alw per 100 equip	(10) Illustration	
					(a)	(b)	(c)	(a)	(b)	(c)			(a) Figure No.	(b) Item No.
		1806 SEATS												
X20		SEAT ASSEMBLY, DRIVER 11658557 (19207)	EA	1	*	*	*	*	*	*			110	
PO	2540-420-5001	CUSHION ASSEMBLY, SEAT 11658558 (19207)	EA	1	*	*	*	*	*	*			110	1
PO	2540-461-3939	COVER ASSEMBLY, SEAT CUSHION 11658565 (19207)	EA	1	*	*	*	*	*	*			110	2
PO		LACING, SEAT COVER 11658555-2 (19207)	EA	1	*	*	*	*	*	*			110	22
X20		FRAME, SEAT BACK 11658494(19207)	EA	1	*	*	*	*	*	*			110	3

PO	2540-420-5006	CUSHION ASSEMBLY, BACK 380084 (58464)	EA	1	*	*	*	*	*	*			110	4
PO		LACING, BACK COVER 11658555-1 (19207)	EA	2	*	*	*	*	*	*			110	5
PO	5305-068-0500	SCREW, CAP, ADJUSTER MOUNTING MS90726-3 (96906)	EA	2	*	*	*	*	*	*			110	6
X20		FRAME, DRIVER S SEAT 11658493 (19207)	EA	1	*	*	*	*	*	*			110	7
X20		ADJUSTER, SEAT SLIDE 11658320 (19207)	EA	1	*	*	*	*	*	*			110	8
PO	5310-935-9022	NUT, SELF-LOCKING, HEXAGON, FRAME AND PEDESTAL MS51943-32 (96906)	EA	6	*	*	*	*	*	*			110	9
PO	5315-839-5820	PIN, PAWL MOUNTING MS35810-33 (96906)	EA	1	*	*	*	*	*	*			110	10
X20		PEDESTAL ASSEMBLY, DRIVER S SEAT 11548495 (19207)	EA	1	*	*	*	*	*	*			110	15

Page 273

					(6) 30-day DS maint. allowance			(7) 30-day GS maint. allowance					(10) Illustration	
(1) SMR code	(2) Federal Stock Number	(3) Description Reference Number & Mfg. Code Usable on Code	(4) Unit of meas	(5) Qty inc in unit	(a) 1-20	(b) 21-50	(c) 51-100	(a) 1-20	(b) 21-50	(c) 51-100	(8) 1-yr alw per 100 equip cntgcy	(9) Depot maint alw per 100 equip	(a) Figure No.	(b) Item No.
		1806 SEATS Continued												
		SEAT ASSEMBLY, DRIVER -Continued												
PO	5310-809-3078	WASHER, FLAT, FRAME AND PEDESTAL MS27183-11 (96906)	EA	13	*	*	*	*	*	*			110	16
PO	5306-775-5201	BOLT, MACHINE, CUSHION MOUNTING MS90726-32 (96906)	EA	2	*	*	*	*	*	*			110	18
X20		PAWL, SEAT ADJUSTING 11658527 (19207)	EA	1	*	*	*	*	*	*			110	19
PO		SPRING, PAWL TENSION 11658289 (19207)	EA	1	*	*	*	*	*	*			110	20
PO	5315-842-3044	PIN, COTTER, PAWL MOUNTING MS24665-283 (96906)	EA	1	*	*	*	*	*	*			110	21
X20		SEAT ASSEMBLY, PASSENGER 11641077 (19207)	EA	1	*	*	*	*	*	*			110	
PO	2540-420-5001	CUSHION ASSEMBLY, SEAT 11658558 (19207)	EA	1	*	*	*	*	*	*			110	1
PO	2540-461-3939	COVER ASSEMBLY, SEAT CUSHION 11658565 (19207)	EA	1	*	*	*	*	*	*			110	2
PO		LACING, SEAT COVER 11658555-2 (19207)	EA	1	*	*	*	*	*	*			110	22
X20		FRAME, BACK 11658494 (19207)	EA	1	*	*	*	*	*	*			110	3

PO	2540-420-5006	CUSHION ASSEMBLY, BACK 380084(58564)	EA	1	*	*	*	*	*	*			110	4
PO		LACING, BACK COVER 11658555-1 (19207)	EA	2	*	*	*	*	*	*			110	5
X20		PEDESTAL ASSEMBLY 11658555-1 (19207)	EA	1	*	*	*	*	*	*			110	14

Page 274

					(6) 30-day DS maint. allowance			(7) 30-day GS maint. allowance					(10) Illustration	
(1) SMR code	(2) Federal Stock Number	(3) Description Reference Number & Mfg. Code Usable on Code	(4) Unit of meas	(5) Qty inc in unit	(a) 1-20	(b) 21-50	(c) 51-100	(a) 1-20	(b) 21-50	(c) 51-100	(8) 1-yr alw per 100 equip cntgcy	(9) Depot maint alw per 100 equip	(a) Figure No.	(b) Item No.
		1806 SEATS Continued												
		SEAT ASSEMBLY, PASSENGER Continued												
PO	5306-775-5201	BOLT, MACHINE, FRAME TO PEDESTAL MS90726-32 (19207)	EA	2	*	*	*	*	*	*			110	18
PO	5310-952-4912	NUT, SELF-LOCKING, HEXAGON, FRAME TO PEDESTAL MS51943-34 (96906)	EA	2	*	*	*	*	*	*			110	23
PO	5305-269-3217	SCREW, CAP, SEAT MOUNTING MS90725-67 (96906)	EA	2	*	*	*	*	*	*			110	11
PO	5310-637-9541	WASHER, LOCK, SEAT MOUNTING MS35338-46 (96906)	EA	2	*	*	*	*	*	*			110	12
PO	5310-809-4061	WASHER, FLAT, SEAT MOUNTING MS27183-15 (96906)	EA	8	*	*	*	*	*	*			110	13
PO	5306-042-3569	SCREW ASSEMBLED WASHER, SEAT MOUNTING 423569 (24617)	EA	6	*	*	*	*	*	*			110	17
		1808 STOWAGE RACKS, BOXES, STRAPS, CARRYING CASES, CABLE REELS, HOSE REELS, ETC.												
MFO		STRAP ASSEMBLY, PICK HEAD AXE AND PICK HANDLE, TOP BOWS 8690467 (19207) BA,BB	EA	3									111	4
		MANUFACTURE FROM:												
PF	5340-057-6956	BUCKLE MS51929-2 (96906)	EA	1	*	*	*	*	*	*			111	1
PF	5340-791-5361	WEBBING (1 INCH WIDE), 20 INCHES LONG 27-W-918 (80244)	RL	V	*	*	*	*	*	*			111	2
PF	5340-078-7029	CLIP MS51929-3 (96906)	EA	1	*	*	*	*	*	*			111	3

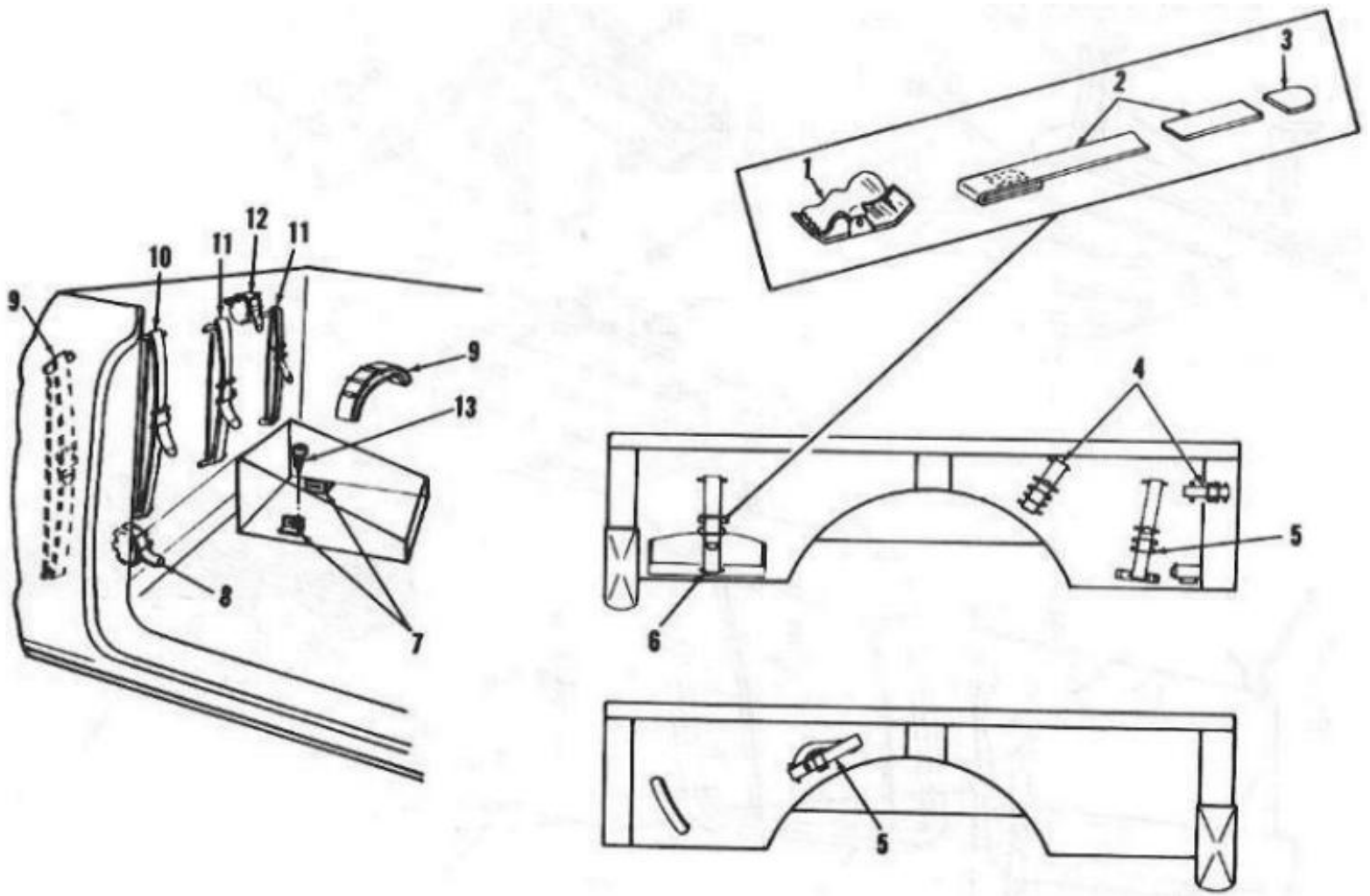


Figure 111: Stowage Straps

Page 275

(1) SMR code	(2) Federal Stock Number	(3) Description Reference Number & Mfg. Code Usable on Code	(4) Unit of meas	(5) Qty inc in unit	(6) 30-day DS maint. allowance			(7) 30-day GS maint. allowance			(8) 1-yr alw per 100 equip cntgcy	(9) Depot maint alw per 100 equip	(10) Illustration	
					(a) 1-20	(b) 21-50	(c) 51-100	(a) 1-20	(b) 21-50	(c) 51-100			(a) Figure No.	(b) Item No.
		1808 STOWAGE RACKS, BOXES, STRAPS, CARRYING CASES, CABLE REELS, HOSE REELS, ETC. Continued												
MFO		STRAP ASSEMBLY, AXE AND PICK HANDLE AND SHOVEL STOWAGE 8690473(19207) BA, BB	EA	2	*	*	*	*	*	*			111	5
		MANUFACTURE FROM:												
PF	5340-057-6956	BUCKLE MS51929-2 (96906)	EA	1	*	*	*	*	*	*			111	1
PF	5340-791-5361	WEBBING (1 INCH WIDE), 36 INCHES.LG. 27-W- 918 (80244)	RL	V	*	*	*	*	*	*			111	2

PF	5340-078-7029	CLIP, END MS51926-3 (96906)	EA	1	*	*	*	*	*	*			111	3
MFO		STRAP ASSEMBLY, GASOLINE CAN STOWAGE 8690528(19207) BA,BB	EA	1									111	6
		MANUFACTURE FROM:												
PF	5340-057-6956	BUCKLE MS51929-2 (96906)	EA	1	*	*	*	*	*	*			111	1
PF	8305-263-2479	WEBBING, (1-1/2 IN WIDE) 57 INCHES LONG 27-W-921 (80244)	RL	V	*	*	*	*	*	*			111	2
PF	5340-078-7029	CLIP, END MS51926-3 (96906)	EA	1	*	*	*	*	*	*			111	3
X20		BRACKET, TOOL BAG STOWAGE 11657269(19207) BA, BB, DA, DB, EA, EB	EA	2	*	*	*	*	*	*			111	7
PO	5340-543-7110	STRAP ASSEMBLY, FRAME STOWAGE 8690470 (19207) BA, BB, DA, DB, EA, EB	EA	1	*	*	*	*	*	*			111	8
PO	5340-543-3155	STRAP ASSEMBLY, TOOL BAG AND FRAME STOWAGE 8690476(19207) BA, BB, DA, DB, EA, EB	EA	2	*	*	*	*	*	*			111	9
PO	5340-339-3768	STRAP ASSEMBLY, FRAME STOWAGE 8690475 (19207) BA, BB, DA, DB, EA, EB	EA	1	*	*	*	*	*	*			111	10

					(6) 30-day DS maint. allowance			(7) 30-day GS maint. allowance					(10) Illustration	
(1) SMR code	(2) Federal Stock Number	(3) Description Reference Number & Mfg. Code Usable on Code	(4) Unit of meas	(5) Qty inc in unit	(a) 1-20	(b) 21-50	(c) 51-100	(a) 1-20	(b) 21-50	(c) 51-100	(8) 1-yr alw per 100 equip cntgcy	(9) Depot maint alw per 100 equip	(a) Figure No.	(b) Item No.
		1808 STOWAGE RACKS, BOXES, STRAPS, CARRYING CASES, CABLE REELS, HOSE REELS, ETC. Continued												
PO	5340-543-3321	STRAP ASSEMBLY, FRAME STOWAGE 8690474(19207) BA, BB, DA, DB, EA, EB	EA	2	*	*	*	*	*	*			111	11
PO	2540-052-9481	STRAP ASSEMBLY, BOW STOWAGE 8690467(19207) BA, BB, DA, DB, EA, EB	EA	1									111	12

PO	5306-018-7527	SCREW, TOOL BAG BRACKET ATTACHING 187527(19207) BA, BB, DA, DB, EA, EB	EA	2	*	*	*	*	*	*			112	13
PO	2590-045-9610	CATCH ASSEMBLY, RIFLE 8712411(19207) BA, BB, DA, DB, EA, EB	EA	1	*	*	*	*	*	*			112	1
X20		BRACKET, CATCH MOUNTING 8712408(19207) BA, BB, DA, DB, EA, EB	EA	1	*	*	*	*	*	*			112	2
PO		SCREW ASSEMBLED WASHER 272475 (24617) BA, BB, DA, DB, EA, EB	EA	8	*	*	*	*	*	*			112	3
X20		SUPPORT, RIFLE MOUNTING BRACKET 11657935 (19207) BA, BB, DA, DB, EA, EB	EA	1	*	*	*	*	*	*			112	4
PO	5310-761-6882	NUT, HEXAGON, BRACKET MOUNTING (6) SUPPORT MOUNTING (6) MS51967-2 (96906) BA, BB, DA, DB, EA, EB	EA	8	*	*	*	*	*	*			112	5
PO		NUT, HEXAGON, SUPPORT MOUNTING 11621344(19207) BA, BB, DA, DB, EA, EB	EA	2	*	*	*	*	*	*			112	6
PO		SCREW ASSEMBLED WASHER, SUPPORT MOUNTING 455344(24617) BA, BB, DA, DB, EA, EB	EA	2	*	*	*	*	*	*			112	7
X20		BRACKET, RIFLE MOUNTING 8712409 (19207) BA, BB, DA, DB, EA, EB	EA	1	*	*	*	*	*	*			112	8
		1810 CARGO BODY												
X20		BOX ASSEMBLY, CARGO 11656739(19207) BA, BB	EA	1	*	*	*	*	*	*			112	1

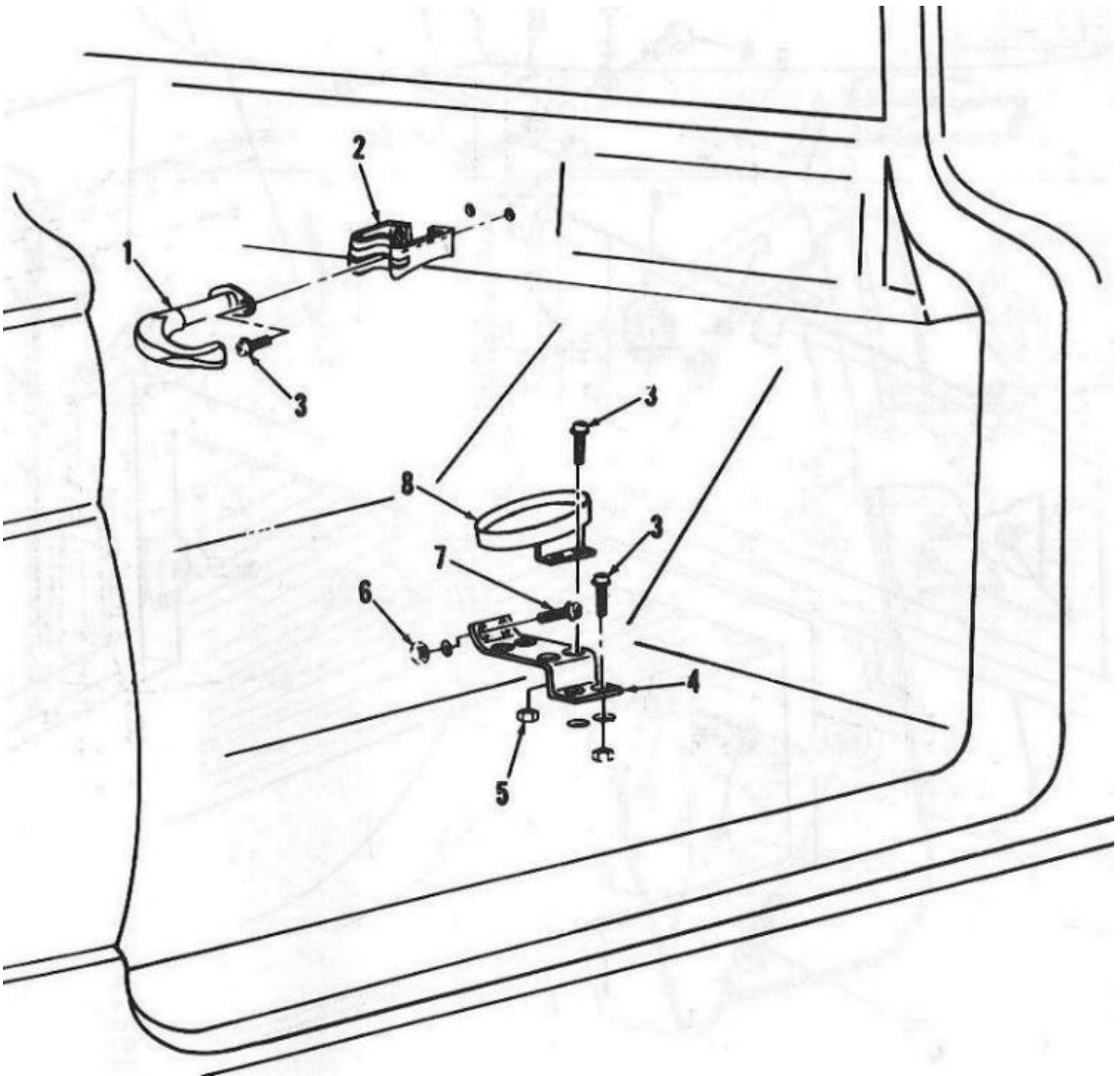


Figure 112: Rifle Mounting Bracket

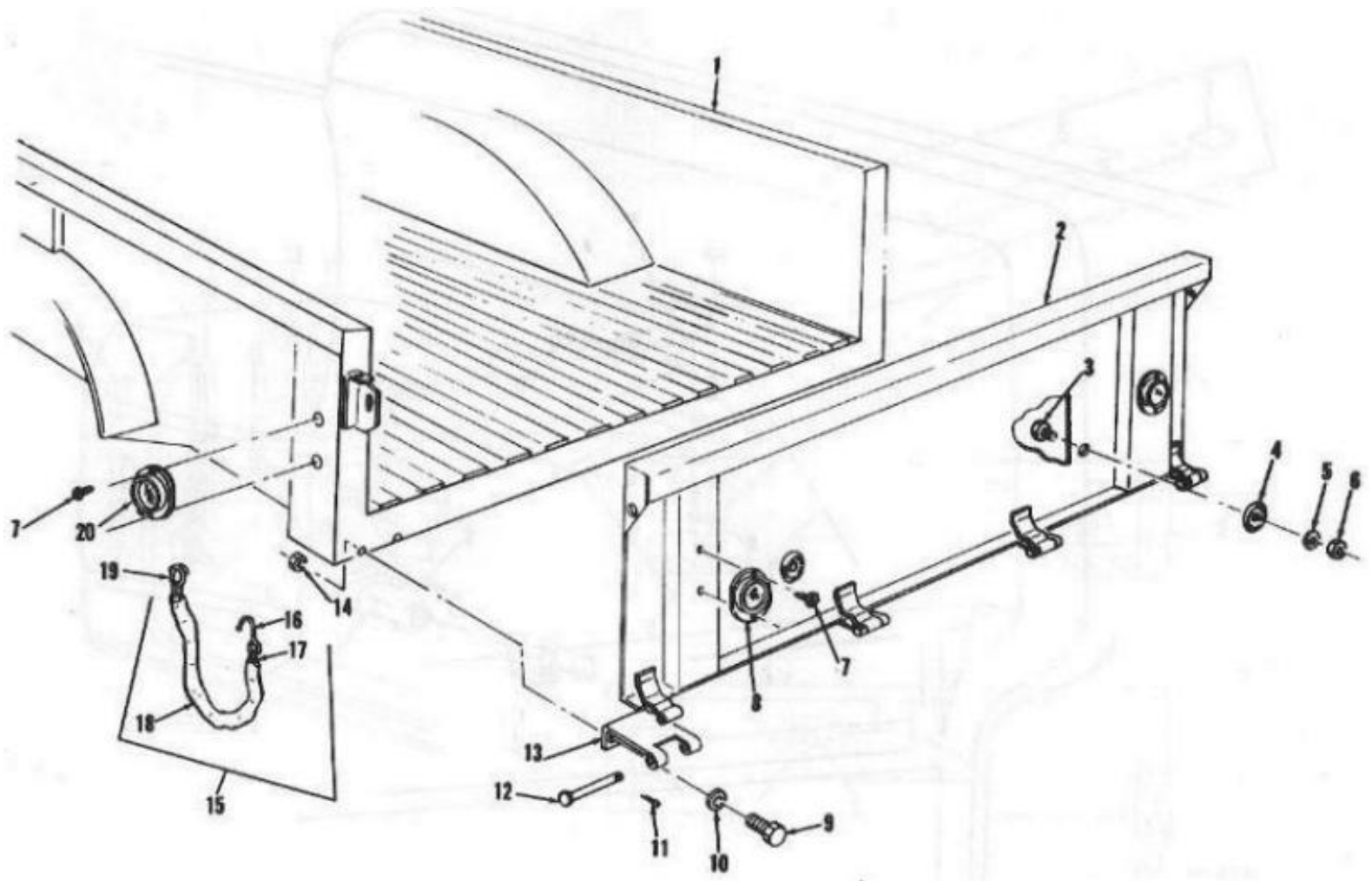


Figure 113: Cargo Box and Related Parts

Page 277

(1) SMR code	(2) Federal Stock Number	(3) Description Reference Number & Mfg. Code Usable on Code	(4) Unit of meas	(5) Qty inc in unit	(6) 30-day DS maint. allowance			(7) 30-day GS maint. allowance			(8) 1-yr alw per 100 equip cntgcy	(9) Depot maint alw per 100 equip	(10) Illustration	
					(a) 1-20	(b) 21-50	(c) 51-100	(a) 1-20	(b) 21-50	(c) 51-100			(a) Figure No.	(b) Item No.
		1810 CARGO BODY Continued												
PO	2510-134-8314	TAILGATE ASSEMBLY 11656781(19207) BA, BB	EA	1	*	*	*	*	*	*			113	2
PO	5305-639-7911	SCREW, BUMPER MS35206-29 (96906) BA, BB	EA	2	*	*	*	*	*	*			113	3
PO	5340-158-0043	BUMPER, TAILGATE 11640798(19207) BA, BB	EA	2	*	*	*	*	*	*			113	4
PO	5310-081-4219	WASHER, FLAT, BUMPER MS27183-12 (96906) BA, BB	EA	2	*	*	*	*	*	*			113	5

PO	5310-933-4310	NUT, PLAIN, HEXAGON, AND LOCK WASHER BUMPER 7998483(19207) BA, BB	EA	2	*	*	*	*	*	*			113	6
PO	5305-081-6676	SCREW, REFLECTOR ATTACHING MS35268-80 (96906) BA, BB	EA	4	*	*	*	*	*	*			113	7
PO	9905-205-2795	REFLECTOR, TAILGATE MS35387-1 (96906) BA, BB	EA	2	*	*	*	*	*	*			113	8
PO	5306-317-3096	SCREW, HINGE ATTACHING 596453(00000) BA, BB	EA	8	*	*	*	*	*	*			113	9
PO	5310-184-8973	WASHER, FLAT, HINGE ATTACHING M59320-13 (96906) BA, BB	EA	8	*	*	*	*	*	*			113	10
PO	5315-842-3044	PIN, COTTER, TAILGATE HINGE PIN MS24665 (96906) BA, BE	EA	4	*	*	*	*	*	*			113	11
X20		PIN, TAILGATE HINGE 11640799(19207) BA, BB	EA	4	*	*	*	*	*	*			113	12
X20		HINGE, TAILGATE, BODY HALF 11656780(19207) BA, BB	EA	1	*	*	*	*	*	*			113	13
PO	5310-732-0558	NUT, PLAIN, HEXAGON, HINGE ATTACHING MS51967-8 (96906) BA, BB	EA	8	*	*	*	*	*	*			113	14

					(6) 30-day DS maint. allowance			(7) 30-day GS maint. allowance					(10) Illustration	
(1) SMR code	(2) Federal Stock Number	(3) Description Reference Number & Mfg. Code Usable on Code	(4) Unit of meas	(5) Qty inc in unit	(a) 1-20	(b) 21-50	(c) 51-100	(a) 1-20	(b) 21-50	(c) 51-100	(8) 1-yr alw per 100 equip cntgcy	(9) Depot maint alw per 100 equip	(a) Figure No.	(b) Item No.
		1810 CARGO BODY Continued												
PO	4010-158-1966	CHAIN ASSEMBLY, TAILGATE, L. H. 11657797-1 (19207) BA, BB	EA	1	*	*	*	*	*	*			113	15
X1		HOOK, CHAIN 11657798-3 (19207) BA, BB	EA	1									113	16
X1		CHAIN ASSEMBLY 11657798-1 (19207) BA, BB	EA	1									113	17

X1		COVER, CHAIN 11656766 (19207) BA, BB	EA	1									113	18
PO	2510-152-2483	CHAIN ASSEMBLY, TAILGATE R. H. 11657797-2 (19207) BA, BB	EA	1	*	*	*	*	*	*			113	15
X1		HOOK, CHAIN 11657798-3 (19207) BA, BB	EA	1									113	16
X1		CHAIN ASSEMBLY 11657798-2 (19207) BA, BB	EA	1									113	17
X1		COVER, CHAIN 11656766 (19207) BA, BB	EA	1									113	18
PO	4010-116-1604	LINK, TAILGATE CHAIN RR-C-271 (81349) BA, BB	EA	2	*	*	*	*	*	*			113	19
PO	9905-202-3639	REFLECTOR, TAILGATE MS35387-2 (96906) BA, BB	EA	2	*	*	*	*	*	*			113	20
PO		NUT, PLAIN, HEXAGON AND LOCK WASHER BRACKET 8328485(19207) BA, BB	EA	4	*	*	*	*	*	*			114	1
PO	5310-809-4061	WASHER, FLAT, BRACKET MS27183-15 (96906) BA, BB	EA	4	*	*	*	*	*	*			114	2
PO	2590-473-6331	BRACKET ASSEMBLY, 5 GAL. CONTAINER 6566675(19207) BA, BB	EA	1	*	*	*	*	*	*			114	3

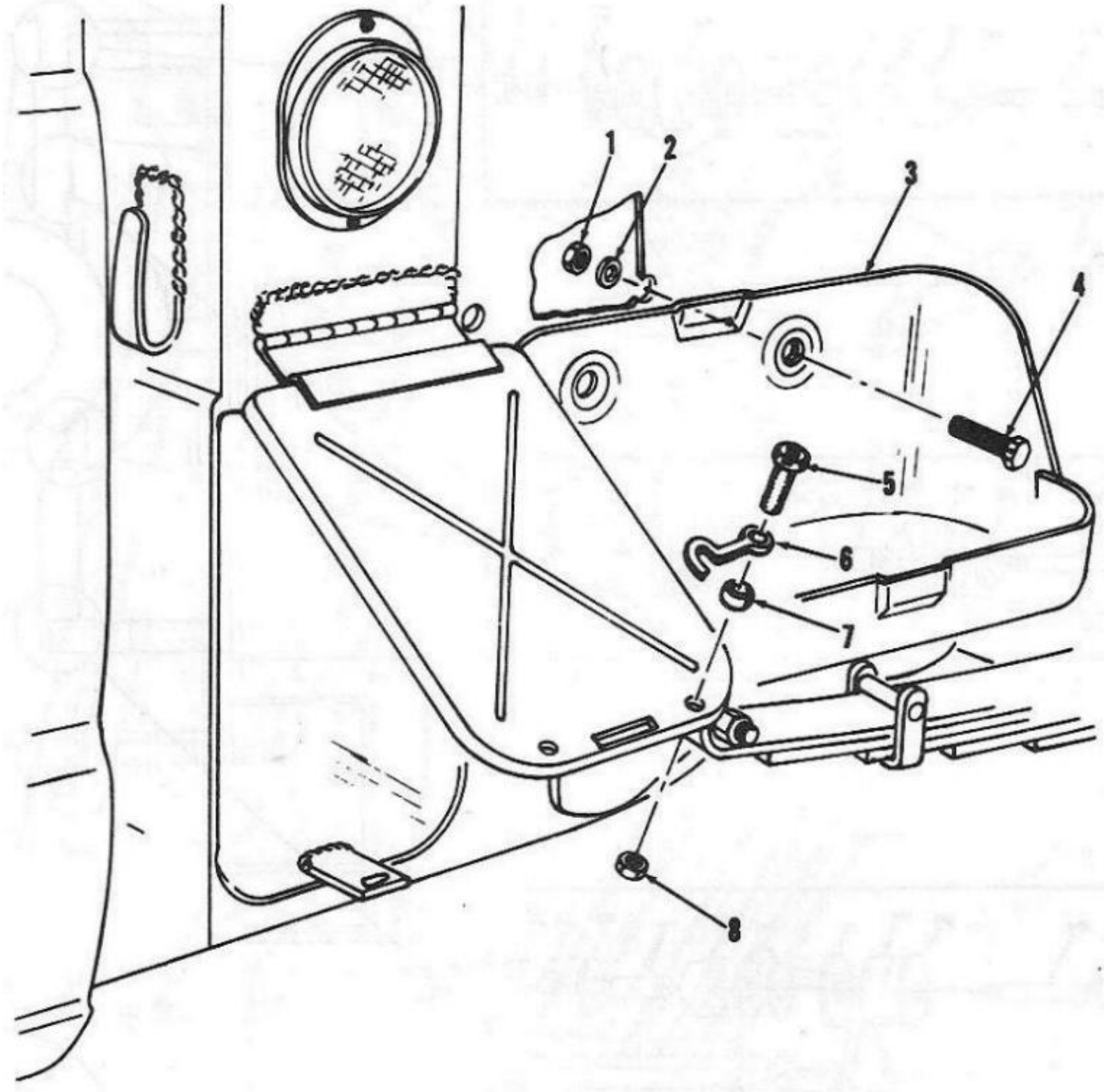


Figure 114: Container Stowage and Tool Box
Page 279

				(6) 30-day DS maint. allowance	(7) 30-day GS maint. allowance			(10) Illustration
--	--	--	--	---	---	--	--	----------------------

(1) SMR code	(2) Federal Stock Number	(3) Description Reference Number & Mfg. Code Usable on Code	(4) Unit of meas	(5) Qty inc in unit	(a) 1-20	(b) 21-50	(c) 51-100	(a) 1-20	(b) 21-50	(c) 51-100	(8) 1-yr alw per 100 equip cntgcy	(9) Depot maint alw per 100 equip	(a) Figure No.	(b) Item No.
		1810 CARGO BODY Continued												
PO	5305-269-3211	SCREW, CAP, HEXAGON HEAD BRACKET MS90725-60 (96906) BA, BB	EA	4	*	*	*	*	*	*				4
PO	5305-157-8283	SCREW, HOOK ATTACHING 11657645 (19207) BA, BB	EA	2	*	*	*	*	*	*			114	5
PO	5340-158-0072	HOOK, TOOL BOX 11656849(19207) BA, BB	EA	2	*	*	*	*	*	*			114	6
PO	5310-527-4688	WASHER, HOOK ATTACHING 25164 (14351) BA, BB	EA	2	*	*	*	*	*	*			114	7
PO	5310-050-3262	NUT, HOOK ATTACHING 503262 (24617) BA, BB	EA	2	*	*	*	*	*	*			114	8
PO	5310-696-5172	NUT, PLAIN, HEXAGON AND LOCK WASHER, BUMPER PAD 8328424(19207) BA, BB	EA	4	*	*	*	*	*	*			114	1
PO	5305-071-1773	SCREW, CAP, HEXAGON HEAD, CARGO BOX MOUNTING MS90725-120 (96906) BA, BB	EA	8	*	*	*	*	*	*			115	2
PO		WASHER, CARGO BOX MOUNTING 11657375-7(19207) BA, BB	EA	16	*	*	*	*	*	*			115	3
X20		SPACER, CARGO BOX MOUNTING 11657064-1(19207) BA, BB	EA	8	*	*	*	*	*	*			115	4
PO	5310-159-6268	WASHER, CARGO BOX MOUNTING 11657375-6 (19207) BA, BB	EA	10	*	*	*	*	*	*			115	5
PO	5365-159-6902	SPACER, CARGO BOX 11650883 (19207) BA, BB	EA	8	*	*	*	*	*	*			115	6
X20		SPACER, CARGO BOX MOUNTING 11657676-1(19207) BA, BB	EA	8	*	*	*	*	*	*			115	7
PO	5310-514-8078	WASHER, CARGO BOX MOUNTING 11657375-5 (19207) BA, BB	EA	8	*	*	*	*	*	*			115	8
PO	5310-834-8732	NUT, PLAIN, HEXAGON, CARGO BOX MOUNTING MS35691-33 (96906) BA, BB	EA	8	*	*	*	*	*	*			115	9

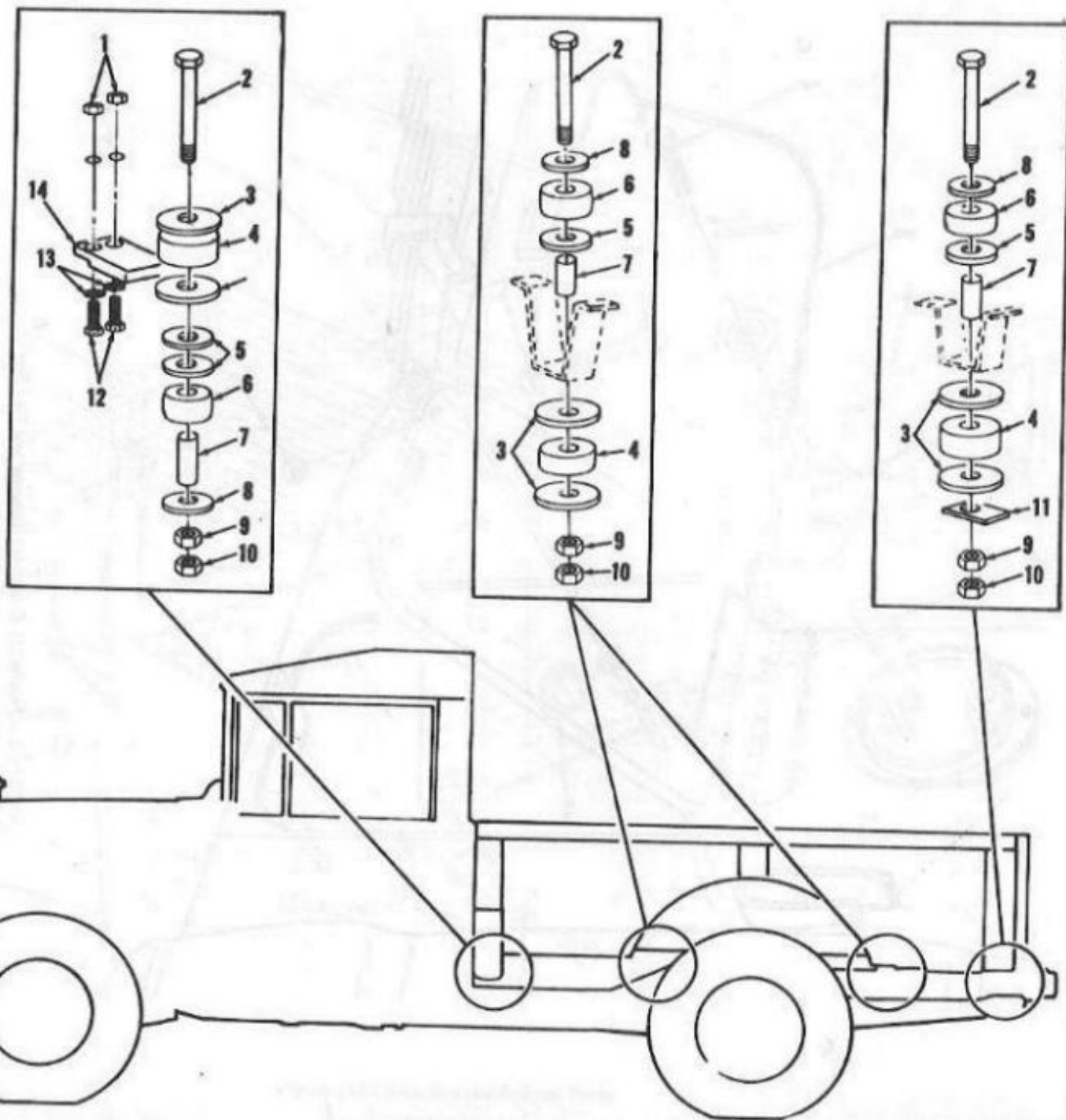


Figure 115: Cargo Box Mounting Parts

Page 280

(1) SMR code	(2) Federal Stock Number	(3) Description Reference Number & Mfg. Code Usable on Code	(4) Unit of meas	(5) Qty inc in unit	(6) 30-day DS maint. allowance			(7) 30-day GS maint. allowance			(8) 1-yr alw per 100 equip cntgcy	(9) Depot maint alw per 100 equip	(10) Illustration	
					(a) 1-20	(b) 21-50	(c) 51-100	(a) 1-20	(b) 21-50	(c) 51-100			(a) Figure No.	(b) Item No.
		1810 CARGO BODY Continued												

PO	5310-021-9434	NUT, CARGO BOX MOUNTING 219434 (24617) BA, BB	EA	8	*	*	*	*	*	*			115	10
X20		SHIM, CARGO BOX MOUNTING 11657066-1 (19207) BA, BB	EA	4	*	*	*	*	*	*			115	11
X20		SHIM, CARGO BOX MOUNTING 11657066-2 (19207) BA, BB	EA	4	*	*	*	*	*	*			115	11
PO	5305-984-6211	SCREW, BUMPER PAD MS35206-264 (96906) BA, BB	EA	4	*	*	*	*	*	*			115	12
PO	5310-014-5850	WASHER, FLAT, BUMPER PAD MS27183-42 (96906) BA, BB	EA	4	*	*	*	*	*	*			115	13
X20		PAD, CARGO BOX BUMPER 11656762 (19207) BA, BB	EA	2	*	*	*	*	*	*			115	14
X20		RACK AND TROOP SEAT ASSEMBLY, R. H. 11657782-2(19207) BA, BB	EA	1	*	*	*	*	*	*			116	23
X20		RACK AND TROOP SEAT ASSEMBLY, L. H. 11657782-1 (19207) BA, BB	EA	1	*	*	*	*	*	*			116	23
PO	2540-502-5548	RACK ASSEMBLY 11657792-1 (19207) BA, BB	EA	1	*	*	*	*	*	*			116	24
X20		SLAT, RACK SIDE, UPPER 7397994-1(19207) BA, BB	EA	1	*	*	*	*	*	*			116	1
X20		POCKET ASSEMBLY, BOW END 7397996-2 (19207) BA, BB	EA	1	*	*	*	*	*	*			116	2
PO	2510-106-2200	POCKET ASSEMBLY, BOW CENTER 73740384(19207) BA,BB	EA	1	*	*	*	*	*	*			116	3
PO	5310-021-3513	NUT, PLAIN, HEXAGON 213513 (24617) BA, BB	EA	10	*	*	*	*	*	*			116	4

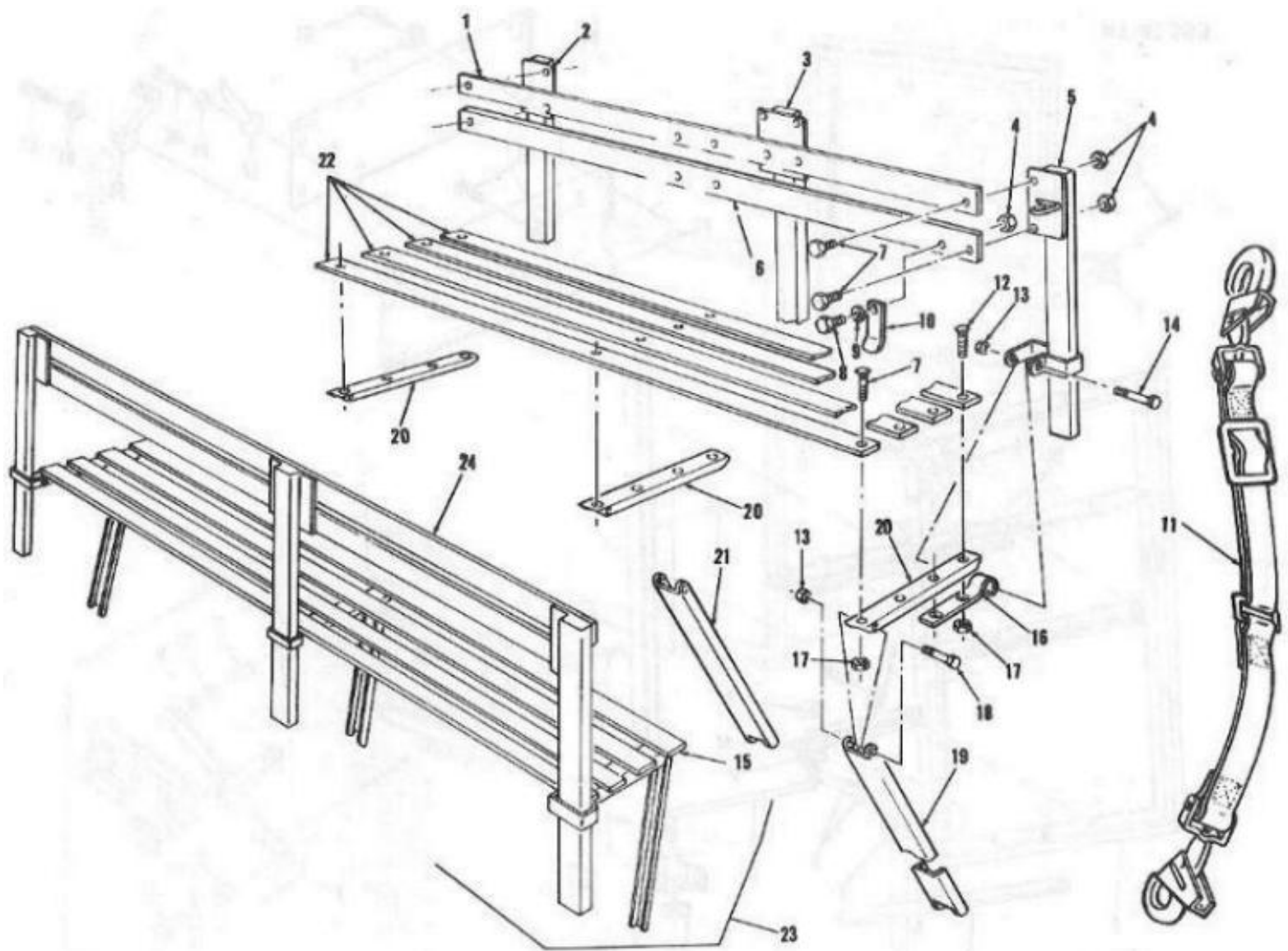


Figure 116: Rack and Troop Seats

Page 281

(1) SMR code	(2) Federal Stock Number	(3) Description Reference Number & Mfg. Code Usable on Code	(4) Unit of meas	(5) Qty inc in unit	(6) 30-day DS maint. allowance			(7) 30-day GS maint. allowance			(8) 1-yr alw per 100 equip cntgcy	(9) Depot maint alw per 100 equip	(10) Illustration	
					(a)	(b)	(c)	(a)	(b)	(c)			(a) Figure No.	(b) Item No.
		1810 CARGO BODY Continued												
		RACK AND TROOP SEAT												
		ASSEMBLY, L.H. Continued												
		RACK ASSEMBLY Continued												
		POCKET ASSEMBLY, BOW END												
X20		7397997-1 (19207)	EA	1	*	*	*	*	*	*			116	5
		BA, BB												
X20		SLAT, RACK SIDE, LOWER	EA	1	*	*	*	*	*	*			116	6
		7397995-1 (19207)												
		BA, BB												

PO	5306-911-5005	BOLT, POCKET ASSEMBLY ATTACHING MS35751-42 (96906) BA, BB	EA	8	*	*	*	*	*	*			116	7
PO	5305-995-3437	SCREW RETAINER MS35206-300 (96906) BA, BB	EA	2	*	*	*	*	*	*			116	8
PO	5310-081-4219	WASHER, FLAT, RETAINER MS27183-12 (96906) BA, BB	EA	2	*	*	*	*	*	*			116	9
PO	2510-737-2788	RETAINER, TROOP SEAT 7322788 (19207) BA, BB	EA	2	*	*	*	*	*	*			116	10
PO	5310-732-0559	NUT, PLAIN, HEXAGON, RACK ASSEMBLY ATTACHING MS51968-8 (96906) BA, BB	EA	3	*	*	*	*	*	*			116	13
PO	5305-269-2811	SCREW, CAP, HEXAGON HEAD RACK ASSEMBLY ATTACHING MS90726-67 (96906) BA, BB	EA	3	*	*	*	*	*	*			116	14
X20		SEAT ASSEMBLY, TROOP 11657662 (19207) BA, BB	EA	1	*	*	*	*	*	*			116	15
PO	5306-911-5005	BOLT, SLAT, CHANNEL AND HINGE ATTACHING MS35751-42 (96906) BA, BB	EA	6	*	*	*	*	*	*			116	7
PO	5306-753-6996	BOLT, SLAT CHANNEL AND HINGE ATTACHING MS35751-43 (96906) BA, BB	EA	6	*	*	*	*	*	*			116	12
PO	2540-521-6179	HINGE, TROOP SEAT 7061094-1(19207) BA, BB	EA	3	*	*	*	*	*	*			116	16
PO	5310-880-7744	NUT, PLAIN, HEXAGON SLAT CHANNEL AND HINGE ATTACHING MS51967-5 (96906) BA, BB	EA	12	*	*	*	*	*	*			116	17

					(6) 30-day DS maint. allowance			(7) 30-day GS maint. allowance					(10) Illustration	
(1) SMR code	(2) Federal Stock Number	(3) Description Reference Number & Mfg. Code Usable on Code	(4) Unit of meas	(5) Qty inc in unit	(a) 1-20	(b) 21-50	(c) 51-100	(a) 1-20	(b) 21-50	(c) 51-100	(8) 1-yr alw per 100 equip cntgcy	(9) Depot maint alw per 100 equip	(a) Figure No.	(b) Item No.
		1810 CARGO BODY Continued												

		RACK AND TROOP SEAT ASSEMBLY, L. H.-Continued												
		SEAT ASSEMBLY, TROOP Continued												
PO	5305-269-2810	BOLT, LEG ATTACHING MS90726-68 (96906) BA, BB	EA	3	*	*	*	*	*	*			116	18
X20		LEG, TROOP SEAT, OUTER 7372790-1(19207) BA, BB	EA	2	*	*	*	*	*	*			116	19
PO	2540-592-1823	CHANNEL, TROOP SEAT 7061093(19207) BA, BB	EA	3	*	*	*	*	*	*			116	20
PO	5310-732-0559	NUT, PLAIN, HEXAGON LEG ATTACHING MS51968-8 (96906)	EA	3	*	*	*	*	*	*			116	13
X20		LEG, TROOP SEAT, CENTER 7372790-2(19207) BA, BB	EA	1	*	*	*	*	*	*			116	21
X20		SLAT, SEAT 7061092-1 (19207) BA, BB	EA	4	*	*	*	*	*	*			116	22
PO	2540-933-4438	STRAP ASSEMBLY SAFETY 8724383(19207) BA, BB	EA	1	*	*	*	*	*	*			116	11
		1812 SPECIAL PURPOSE BODY MAINTENANCE												
X2F		BODY ASSEMBLY, MAINTENANCE TRUCK 11658084(19207) EA,EB	EA	1	*	*	*	*	*	*				
X2F		FLOOR ASSEMBLY C6039 (04768)	EA	1	*	*	*	*	*	*				
X2F		PANEL, RECESS, FUEL TANK FILLER 11658572 (19207)	EA	1	*	*	*	*	*	*				
PF	2910-119-0851	BRACKET, SUPPORT, FUEL TANK STRAP 11657384 (19207)	EA	1	*	*	*	*	*	*				
X2F		DRAWER ASSEMBLY B6064 (04768)	EA	2	*	*	*	*	*	*				
PO		BAND, RUBBER A6484 (25472)	EA	6	*	*	*	*	*	*				

					(6) 30-day DS maint. allowance			(7) 30-day GS maint. allowance					(10) Illustration	
(1) SMR code	(2) Federal Stock Number	(3) Description Reference Number & Mfg. Code Usable on Code	(4) Unit of meas	(5) Qty inc in unit	(a)	(b)	(c)	(a)	(b)	(c)	(8) 1-yr alw per 100 equip cntgcy	(9) Depot maint alw per 100 equip	(a) Figure No.	(b) Item No.

		1812 SPECIAL PURPOSE BODY MAINTENANCE Continued												
		BODY ASSEMBLY, MAINTENANCE TRUCK-Continued												
		DRAWER ASSEMBLY-Continued												
PO	4030-916-2141	HOOK, S MS87006-53 (96906)	EA	6	*	*	*	*	*	*				
X20		LATCH 908002 (65909)	EA	1	*	*	*	*	*	*				
X1		HANDLE 908652 (65909)	EA	1										
MO		PAD, RUBBER	EA	1										
		MANUFACTURE FROM:												
PO		RUBBER (29 1/2 IN. REQUIRED) MIL-R-3065 (80244)	RL	V	*	*	*	*	*	*				
X20		DRAWER B6065 (04768)	EA	1	*	*	*	*	*	*				
X20		DRAWER B6069 (04768)	EA	1	*	*	*	*	*	*				
X20		DRAWER B6067 (04768)	EA	1	*	*	*	*	*	*				
X20		HOLDER ASSEMBLY B6040 (04768)	EA	1	*	*	*	*	*	*				
PO	5310-080-8495	NUT, WING MS35425-39 (96906)	EA	1	*	*	*	*	*	*				
PO	5306-926-1784	BOLT, EYE MS51937-1 (96906)	EA	1	*	*	*	*	*	*				
PO	5315-990-2081	PIN, STRAIGHT, HEADLESS MS16556-49 (96906)	EA	1	*	*	*	*	*	*				
X20		BELT A6041 (04768)	EA	1	*	*	*	*	*	*				

					(6) 30-day DS maint. allowance			(7) 30-day GS maint. allowance					(10) Illustration	
(1) SMR code	(2) Federal Stock Number	(3) Description Reference Number & Mfg. Code Usable on Code	(4) Unit of meas	(5) Qty inc in unit	(a) 1-20	(b) 21-50	(c) 51-100	(a) 1-20	(b) 21-50	(c) 51-100	(8) 1-yr alw per 100 equip cntgcy	(9) Depot maint alw per 100 equip	(a) Figure No.	(b) Item No.
		1812 SPECIAL PURPOSE BODY-MAINTENANCE Continued												
		BODY ASSEMBLY, MAINTENANCE TRUCK-Continued												
X20		HOLDER ASSEMBLY A6044 (04768)	EA	1	*	*	*	*	*	*				
X20		TAILGATE B693 (04768)	EA	1	*	*	*	*	*	*				
PO	4010-158-1966	CHAIN ASSEMBLY 11657797-1 (19207)	EA	1	*	*	*	*	*	*				
X1		CHAIN, TAILGATE 11657798-1 (19207)	EA	1										
X1		HOOK, CHAIN 11657798-3 (19207)	EA	1										

X1		COVER, CHAIN 11656766 (19207)	EA	1										
PO	2510-152-2483	CHAIN ASSEMBLY 11657797-2 (19207)	EA	1	*	*	*	*	*	*				
X1		CHAIN, TAILGATE 11657798-2 (19207)	EA	1										
X1		HOOK, CHAIN 11657798-3 (19207)	EA	1										
X1		COVER, CHAIN 11656766 (19207)	EA	1										
PO	5305-071-2241	SCREW, CAP, HEXAGON HEAD, TAILGATE ATTACHING MS90725-10 (96906)	EA	2	*	*	*	*	*	*				
PO	5305-068-0502	SCREW, CAP, HEXAGON, HEAD TAILGATE ATTACHING MS 90725-6 (96906)	EA	6	*	*	*	*	*	*				
PO	5310-823-8804	WASHER, FLAT, TAILGATE ATTACHING MS27183-9 (96906)	EA	8	*	*	*	*	*	*				

Page 285

					(6) 30-day DS maint. allowance			(7) 30-day GS maint. allowance					(10) Illustration	
(1) SMR code	(2) Federal Stock Number	(3) Description Reference Number & Mfg. Code Usable on Code	(4) Unit of meas	(5) Qty inc in unit	(a) 1-20	(b) 21-50	(c) 51-100	(a) 1-20	(b) 21-50	(c) 51-100	(8) 1-yr alw per 100 equip cntgcy	(9) Depot maint alw per 100 equip	(a) Figure No.	(b) Item No.
		1812 SPECIAL PURPOSE BODY-MAINTENANCE Continued												
		BODY ASSEMBLY, MAINTENANCE TRUCK-Continued												
PO	5310-905-0762	NUT, PLAIN, HEXAGON, TAILGATE ATTACHING MS51967-3 (96906)	EA	8	*	*	*	*	*	*				
X20		HOLDER, WIRE REEL B695 (04768)	EA	1	*	*	*	*	*	*				
X20		RACK, LADDER C6077 (04768)	EA	1	*	*	*	*	*	*				
PO	5306-225-8497	SCREW, CAP, HEXAGON HEAD, LADDER RACK ATTACHING MS90725-32 (96906)	EA	36	*	*	*	*	*	*				
PO	5310-931-8167	NUT, PLAIN, HEXAGON, LADDER RACK ATTACHING MS51967-6 (96906)	EA	36	*	*	*	*	*	*				
X20		REEL, WIRE 901507(65909)	EA	1	*	*	*	*	*	*				
PO	2930-366-0269	LOCK, DOOR, LESS CYLINDER 744 (04768)	EA	8	*	*	*	*	*	*				
PO	2510-287-5700	LOOP, FOOTMAN, GASOLINE CAN 908203(65909)	EA	1	*	*	*	*	*	*				
X20		LOOP, FOOTMAN, WATER CASK AND STOWAGE 908201 (65909)	EA	11	*	*	*	*	*	*				

PO	5305-984-6210	SCREW, MACHINE, FOOTMAN LOOP MS35206-263 (96906)	EA	24	*	*	*	*	*	*				
PO		NUT, PLAIN, HEXAGON, FOOTMAN LOOP 8328424 (19207)	EA	24	*	*	*	*	*	*				
PO		CASK, WATER 901778 (65909)	EA	1	*	*	*	*	*	*				
PO	4030-94&-7315	HOOK, "S", WATER CASK MS87006-33 (96906)	EA	4	*	*	*	*	*	*				

Page 286

(1) SMR code	(2) Federal Stock Number	(3) Description Reference Number & Mfg. Code Usable on Code	(4) Unit of meas	(5) Qty inc in unit	(6) 30-day DS maint. allowance			(7) 30-day GS maint. allowance			(8) 1-yr alw per 100 equip cntgcy	(9) Depot maint alw per 100 equip	(10) Illustration	
					(a) 1-20	(b) 21-50	(c) 51-100	(a) 1-20	(b) 21-50	(c) 51-100			(a) Figure No.	(b) Item No.
		1812 SPECIAL PURPOSE BODY-MAINTENANCE Continued												
		BODY ASSEMBLY, MAINTENANCE TRUCK-Continued												
X20		BRACKET, CAN 656675 (65909)	EA	1	*	*	*	*	*	*				
MF		STRAP ASSEMBLY, ACETYLENE TANK B6096 (04768)	EA	2										
		MANUFACTURE FROM												
PF	5340-791-5361	WEBBING (8 IN. REQUIRED) 27W918 (81349)	FT	V	*	*	*	*	*	*				
PF	5340-078-7029	CLIP, END MS51926-3 (96906)	EA	1	*	*	*	*	*	*				
PF	5340-057-6956	BUCKLE MS51929-2 (WC) (96906)	EA	1	*	*	*	*	*	*				
MF		STRAP ASSEMBLY, ACETYLENE TANK B6097 (04768)	EA	1										
		MANUFACTURE FROM												
PF	5340-791-5361	WEBBING (13-1/2 IN REQUIRED) 27W918 (81349)	FT	V	*	*	*	*	*	*				
PF	5340-078-7029	CLIP, END MS51926-3 (96906)	EA	1	*	*	*	*	*	*				
PF	5340-057-6956	BUCKLE MS51929-2 (96906)	EA	1	*	*	*	*	*	*				
MF		STRAP ASSEMBLY, CABLE SPLICER PLATFORM B6098 (04768)	EA	1										
		MANUFACTURE FROM												
PF	5340-791-5361	WEBBING (38 IN. REQUIRED) 27 W918 (81349)	FT	V	*	*	*	*	*	*				

Page 287

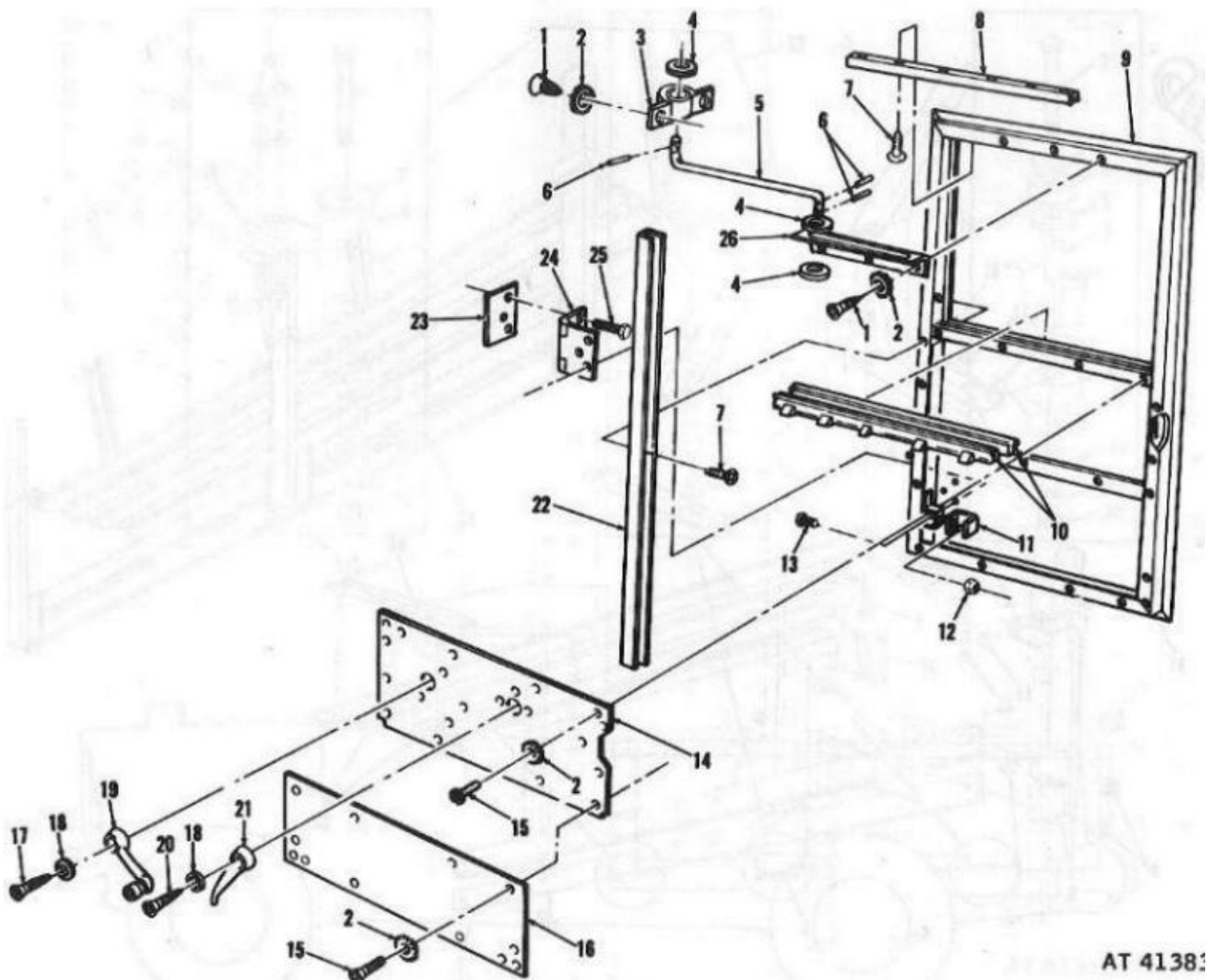
					(6) 30-day DS maint. allowance			(7) 30-day GS maint. allowance					(10) Illustration	
(1) SMR code	(2) Federal Stock Number	(3) Description Reference Number & Mfg. Code Usable on Code	(4) Unit of meas	(5) Qty inc in unit	(a) 1-20	(b) 21-50	(c) 51-100	(a) 1-20	(b) 21-50	(c) 51-100	(8) 1-yr alw per 100 equip cntgcy	(9) Depot maint alw per 100 equip	(a) Figure No.	(b) Item No.
		1812 SPECIAL PURPOSE BODY-MAINTENANCE Continued												
		BODY ASSEMBLY, MAINTENANCE TRUCK Continued												
		STRAP ASSEMBLY, CABLE SPLICER PLATFORM Continued												
PF	5340-078-7029	CLIP, END MS51926-3 (96906)	EA	1	*	*	*	*	*	*				
PF	5340-057-6956	BUCKLE MS51929-2 (WC) (96906)	EA	1	*	*	*	*	*	*				
MF		STRAP ASSEMBLY, CABLE SPLICER PLATFORM B6099 (04768)	EA	1										
		MANUFACTURE FROM												
PF	5340-791-5361	WEBBING (38 IN. REQUIRED) 27W918 (81349)	FT	V	*	*	*	*	*	*				
PF	5340-078-7029	CLIP, END MS51926-3 (96906)	EA	1	*	*	*	*	*	*				
PF	5340-057-6956	BUCKLE MS51929-2 (WC) (96906)	EA	1	*	*	*	*	*	*				
X20		STRIKER, DOOR B3538 (04768)	EA	4	*	*	*	*	*	*				
X20		STRIKER, DOOR B3539 (04768)	EA	4	*	*	*	*	*	*				
X20		HINGE, TOP VERTICAL B133 (04768)	EA	2	*	*	*	*	*	*				
X20		HINGE, TOP VERTICAL B130 (04768)	EA	2	*	*	*	*	*	*				
PO	2520-425-7019	HINGE, DOOR A241 (04768)	EA	6	*	*	*	*	*	*				
PO	2920-596-9952	HINGE, DOOR A242 (04768)	EA	2	*	*	*	*	*	*				
PO	5305-988-1725	SCREW, MACHINE, DOOR HINGE MS35206- 28-1 (96906)	EA	16	*	*	*	*	*	*				

					(6) 30-day DS maint. allowance			(7) 30-day GS maint. allowance					(10) Illustration	
(1) SMR code	(2) Federal Stock Number	(3) Description Reference Number & Mfg. Code Usable on Code	(4) Unit of meas	(5) Qty inc in unit	(a) 1-20	(b) 21-50	(c) 51-100	(a) 1-20	(b) 21-50	(c) 51-100	(8) 1-yr alw per 100 equip cntgcy	(9) Depot maint alw per 100 equip	(a) Figure No.	(b) Item No.

		1812 SPECIAL PURPOSE BODY MAINTENANCE Continued												
		BODY ASSEMBLY, MAINTENANCE TRUCK-Continued												
PO	5310-905-0762	NUT, PLAIN, HEXAGON, DOOR HINGE MS51967-3 (96906)	EA	16	*	*	*	*	*	*				
PO	5310-823-8803	WASHER, FLAT, DOOR HINGE MS27183-21 (96906)	EA	24	*	*	*	*	*	*				
PO	5305-068-0501	SCREW, CAP, HEXAGON HEAD, STRIKER MS90725-5 (96906)	EA	8	*	*	*	*	*	*				
PO	5310-905-0762	NUT, PLAIN, HEXAGON, STRIKER MS51967-3 (96906)	EA	8	*	*	*	*	*	*				
PO		PAD, BUMPER, BODY 1165762(19207) EA,EB	EA	2	*	*	*	*	*	*				
PO	5305-984-6211	SCREW, CAP, HEXAGON HEAD PAD ATTACHING MS35206-264 (96906) EA, EB	EA	4	*	*	*	*	*	*				
PO	5310-014-5850	WASHER, FLAT, PAD ATTACHING MS27183-42 (96906) EA, EB	EA	4	*	*	*	*	*	*				
PO		NUT, PLAIN HEXAGON, PAD ATTACHING 8328424 (19207)	EA	4	*	*	*	*	*	*				
PO	5305-071-1773	SCREW, CAP, HEXAGON HEAD, BODY MOUNTING MS90725-120 (96906) EA,EB	EA	8	*	*	*	*	*	*				
PO		WASHER, BODY MOUNTING 11657375-6 (19207) EA,EB	EA	10	*	*	*	*	*	*				
X20		SPACER, BODY MOUNTING 11657676-1(19207) EA,EB	EA	8	*	*	*	*	*	*				
PO	5365-159-6902	SPACER, BODY MOUNTING 11640883 (19207) EA,EB	EA	8	*	*	*	*	*	*				
PO		WASHER, BODY MOUNTING 11657375-7 (19207) EA,EB	EA	16	*	*	*	*	*	*				

					(6) 30-day DS maint. allowance			(7) 30-day GS maint. allowance					(10) Illustration	
(1) SMR code	(2) Federal Stock Number	(3) Description Reference Number & Mfg. Code Usable on Code	(4) Unit of meas	(5) Qty inc in unit	(a) 1-20	(b) 21-50	(c) 51-100	(a) 1-20	(b) 21-50	(c) 51-100	(8) 1-yr alw per 100 equip cntgcy	(9) Depot maint alw per 100 equip	(a) Figure No.	(b) Item No.

		1812 SPECIAL PURPOSE BODY MAINTENANCE Continued												
X20		SPACER, BODY MOUNTING 11657064-1 (19207) EA, EB	EA	8	*	*	*	*	*	*				
PO	5310-834-8732	NUT, PLAIN, HEXAGON, BODY MOUNTING MS35691-33 (96906) EA, EB	EA	8	*	*	*	*	*	*				
PO	5310-021-9434	NUT, BODY MOUNTING 219434 (24617) EA, EB	EA	8	*	*	*	*	*	*				
X20		SHIM, BODY MOUNTING 11657066-1 (19207) EA, EB	EA	4	*	*	*	*	*	*				
X20		SHIM, BODY MOUNTING 11657066-2 (19207) EA, EB	EA	4	*	*	*	*	*	*				
		1812 SPECIAL PURPOSE BODY-AMBULANCE												
PO	5305-052-6917	SCREW, SELF-TAPPING, FRONT DOOR STOP BRACKET AND SLIDE MS24629-50 (96906)	EA	10	*	*	*	*	*	*			117	1
PO	5310-596-7691	WASHER, LOCK, UPPER AND LOWER PANEL MS35335-32 (96906)	EA	50	*	*	*	*	*	*			117	2
X20		BRACKET, FRONT DOOR STOP 11658371 (19207)	EA	2	*	*	*	*	*	*			117	3
PO	5310-550-2379	WASHER, FLAT, STOP ROD MS9320-13 (96906)	EA	6	*	*	*	*	*	*			117	4
X20		ROD, FRONT DOOR STOP 11658316 (19207)	EA	2	*	*	*	*	*	*			117	5
PO	5315-844-3966	PIN, SPRING, STOP ROD MS16562-49 (96906)	EA	6	*	*	*	*	*	*			117	6
PO	5305-057-7161	SCREW, SELF-TAPPING, CHANNEL MS24615-4 (96906)	EA	8	*	*	*	*	*	*			117	7
X20		CHANNEL, UPPER, FRONT DOOR 11662594-1 (19207)	EA	2	*	*	*	*	*	*			117	8



AT 41381

Figure 117: Drivers and Passengers Door and Related Parts (M725)

Page 290

(1) SMR code	(2) Federal Stock Number	(3) Description Reference Number & Mfg. Code Usable on Code	(4) Unit of meas	(5) Qty inc in unit	(6) 30-day DS maint. allowance			(7) 30-day GS maint. allowance			(8) 1-yr alw per 100 equip cntgcy	(9) Depot maint alw per 100 equip	(10) Illustration	
					(a)	(b)	(c)	(a)	(b)	(c)			(a) Figure No.	(b) Item No.
		1812 SPECIAL PURPOSE BODY-AMBULANCE Continued												
X20		DOOR ASSEMBLY, FRONT L. H. 11658044-1 (19207)	EA	1	*	*	*	*	*	*			117	9

X20		DOOR ASSEMBLY, FRONT, R. H. 11658044-2 (19207)	EA	1	*	*	*	*	*	*			117	9
PO	5330-157-4618	WEATHERSTRIP, LOWER, FRONT DOOR GLASS 11662561(19207)	EA	4	*	*	*	*	*	*			117	10
X20		BRACKET, WINDOW STOP 11658251 (19207)	EA	4	*	*	*	*	*	*			117	11
PO	5310-013-1245	NUT, SELF-LOCKING, STOP BRACKET MS51922-1 (96906)	EA	4	*	*	*	*	*	*			117	12
PO	5305-071-2242	SCREW, CAP, STOP BRACKET MS90725-9 (96906)	EA	4	*	*	*	*	*	*			117	13
X20		PANEL ASSEMBLY, L. H. DOOR 11658591-1 (19207)	EA	1	*	*	*	*	*	*			117	14
X20		PANEL ASSEMBLY, R. H. DOOR 11658591-2 (19207)	EA	1	*	*	*	*	*	*			117	14
PO	5305-855-0964	SCREW, SELF-TAPPING, UPPER AND LOWER PANEL MS24629-48 (96906)	EA	40	*	*	*	*	*	*			117	15
X20		PANEL, DOOR, LOWER 11658635 (19207)	EA	2	*	*	*	*	*	*			117	16
PO	5305-015-5358	SCREW, MACHINE, WINDOW HANDLE 155358 (24617)	EA	2	*	*	*	*	*	*			117	17
PO	5310-582-5965	WASHER, LOCK, DOOR AND WINDOW HANDLE MS35338-44 (96906)	EA	4	*	*	*	*	*	*			117	18
PO	2540-737-3304	HANDLE, WINDOW 7975607 (19207)	EA	2	*	*	*	*	*	*			117	19
PO	5305-988-1725	SCREW, MACHINE, DOOR HANDLE 155348 (24617)	EA	2	*	*	*	*	*	*			117	20

					(6) 30-day DS maint. allowance			(7) 30-day GS maint. allowance					(10) Illustration	
(1) SMR code	(2) Federal Stock Number	(3) Description Reference Number & Mfg. Code Usable on Code	(4) Unit of meas	(5) Qty inc in unit	(a) 1-20	(b) 21-50	(c) 51-100	(a) 1-20	(b) 21-50	(c) 51-100	(8) 1-yr alw per 100 equip cntgcy	(9) Depot maint alw per 100 equip	(a) Figure No.	(b) Item No.
		1812 SPECIAL PURPOSE BODY-AMBULANCE Continued												
PO	2540-797-5609	HANDLE, FRONT DOOR, INSIDE 7075609 (19207)	EA	2	*	*	*	*	*	*			117	21
X20		CHANNEL, SIDE, FRONT DOOR 11662594-2 (19207)	EA	4	*	*	*	*	*	*			117	22
PO		SPACER, HINGE 11658232 (19207)	EA	V	*	*	*	*	*	*			117	23
PO		HINGE ASSEMBLY, FRONT DOOR 11641038 (19207)	EA	4	*	*	*	*	*	*			117	24
PO	5306-042-5589	SCREW, CAP, HINGE MOUNTING 425589 (24617)	EA	24	*	*	*	*	*	*			117	25

X20		SLIDE, FRONT DOOR STOP 11658240 (19207)	EA	2	*	*	*	*	*	*			117	26
PO	2510-221-8913	WEATHERSTRIP, FRONT DOOR 11662746 (19207)	EA	2	*	*	*	*	*	*			118	1
PO		SCREW, MACHINE, DOOR HANDLE 172044 (24617)	EA	4	*	*	*	*	*	*			118	2
PO	2540-917-5903	HANDLE, FRONT DOOR, OUTSIDE 7410715 (19207)	EA	2	*	*	*	*	*	*			118	3
PO	2510-411-8313	GLASS, DOOR 11658535 (19207)	EA	2	*	*	*	*	*	*			118	4
PO		TAPE, GLASS 11658072 (19207)	EA	2	*	*	*	*	*	*			118	5
PO	5340-158-0095	RETAINER, REGULATOR ARM AND CHANNEL 11662604 (19207)	EA	4	*	*	*	*	*	*			118	6
X20		CHANNEL ASSEMBLY, LIFT L.H. 11658564-1(19207)	EA	1	*	*	*	*	*	*			118	7

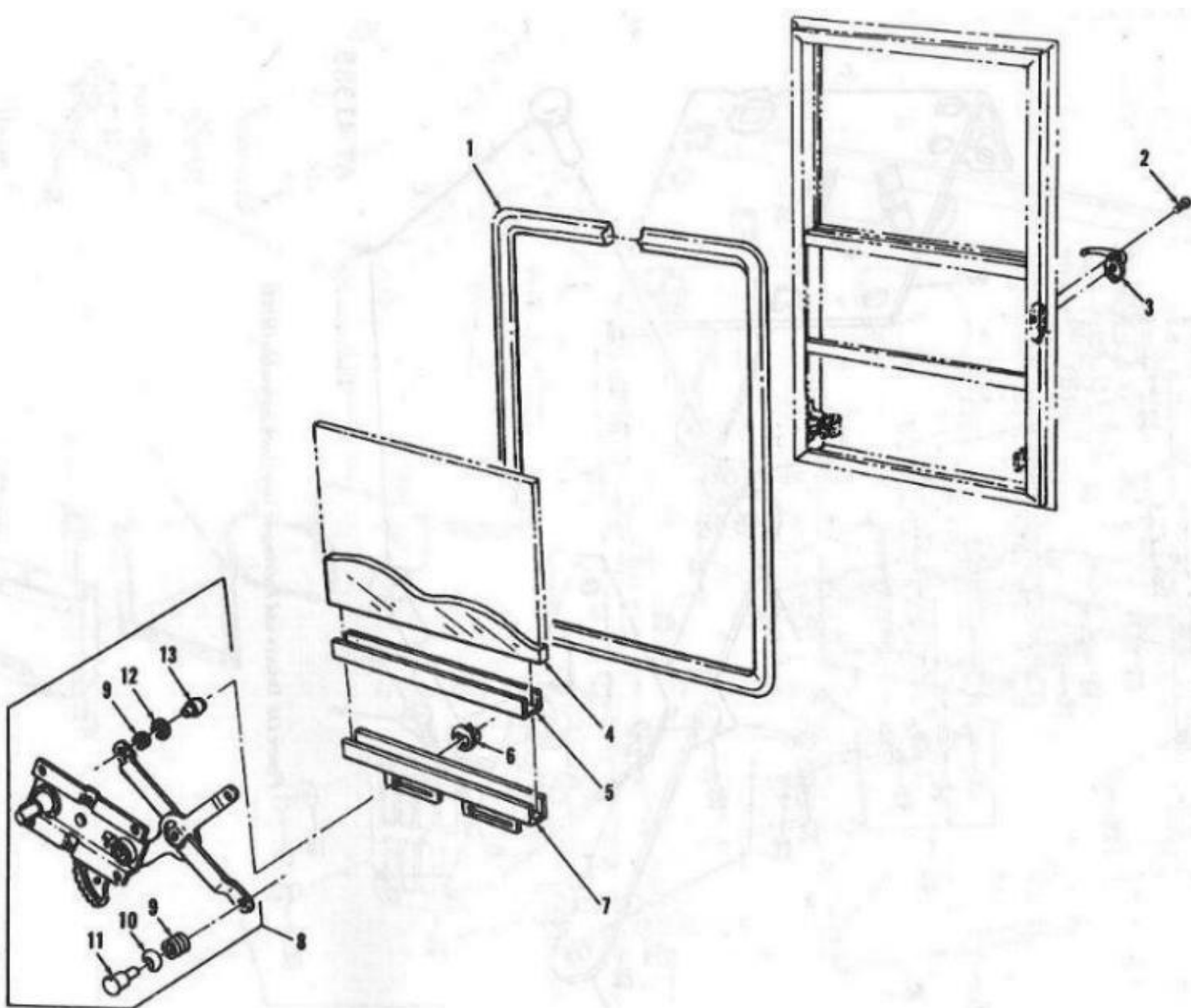


Figure 118: Drivers and Passengers Door Regulator, Window and Related Parts (M725)

					(6) 30-day DS maint. allowance			(7) 30-day GS maint. allowance					(10) Illustration	
(1) SMR code	(2) Federal Stock Number	(3) Description Reference Number & Mfg. Code Usable on Code	(4) Unit of meas	(5) Qty inc in unit	(a) 1-20	(b) 21-50	(c) 51-100	(a) 1-20	(b) 21-50	(c) 51-100	(8) 1-yr alw per 100 equip cntgcy	(9) Depot maint alw per 100 equip	(a) Figure No.	(b) Item No.
		1812 SPECIAL PURPOSE BODY-AMBULANCE--Continued												
X20		CHANNEL ASSEMBLY, LIFT R. H. 11658564-2 (19207)	EA	1	*	*	*	*	*	*			118	7
PO	2540-693-0603	REGULATOR ASSEMBLY, WINDOW, R. H. 7373290 (19207)	EA	1	*	*	*	*	*	*			118	8
PO	2540-693-0602	REGULATOR ASSEMBLY, WINDOW, L. H. 7373289 (19207)	EA	1	*	*	*	*	*	*			118	8
PO	2540-177-9333	SPRING REGULATOR AND ACTUATING ARM 7531444 (19207)	EA	3	*	*	*	*	*	*			118	9
X1		WASHER, ACTUATING ARM SPRING 7034601 (19207)	EA	1									118	10
X1		STUD, ACTUATING ARM 7034618 (19207)	EA	1									118	11
X1		WASHER, REGULATOR AND ACTUATING ARM 7531445 (19207)	EA	2									118	12
X1		STUD, REGULATOR AND ACTUATING ARM 7034617 (19207)	EA	2									118	13
PO	2540-737-3216	LOCK ASSEMBLY, FRONT DOOR, L.H. 7373216 (19207)	EA	1	*	*	*	*	*	*			119	
X1		STRAP, LOCK 10871960 (19207)	EA	1									119	1
X1		WASHER, SPRING 10871987 (19207)	EA	2									119	2
X1		LOCK ASSEMBLY, DOOR 7748500 (19207)	EA	1									119	3
PO	5320-242-1545	RIVET, TUBULAR, STRAP MS16535-300 (96906)	EA	2	*	*	*	*	*	*			119	4

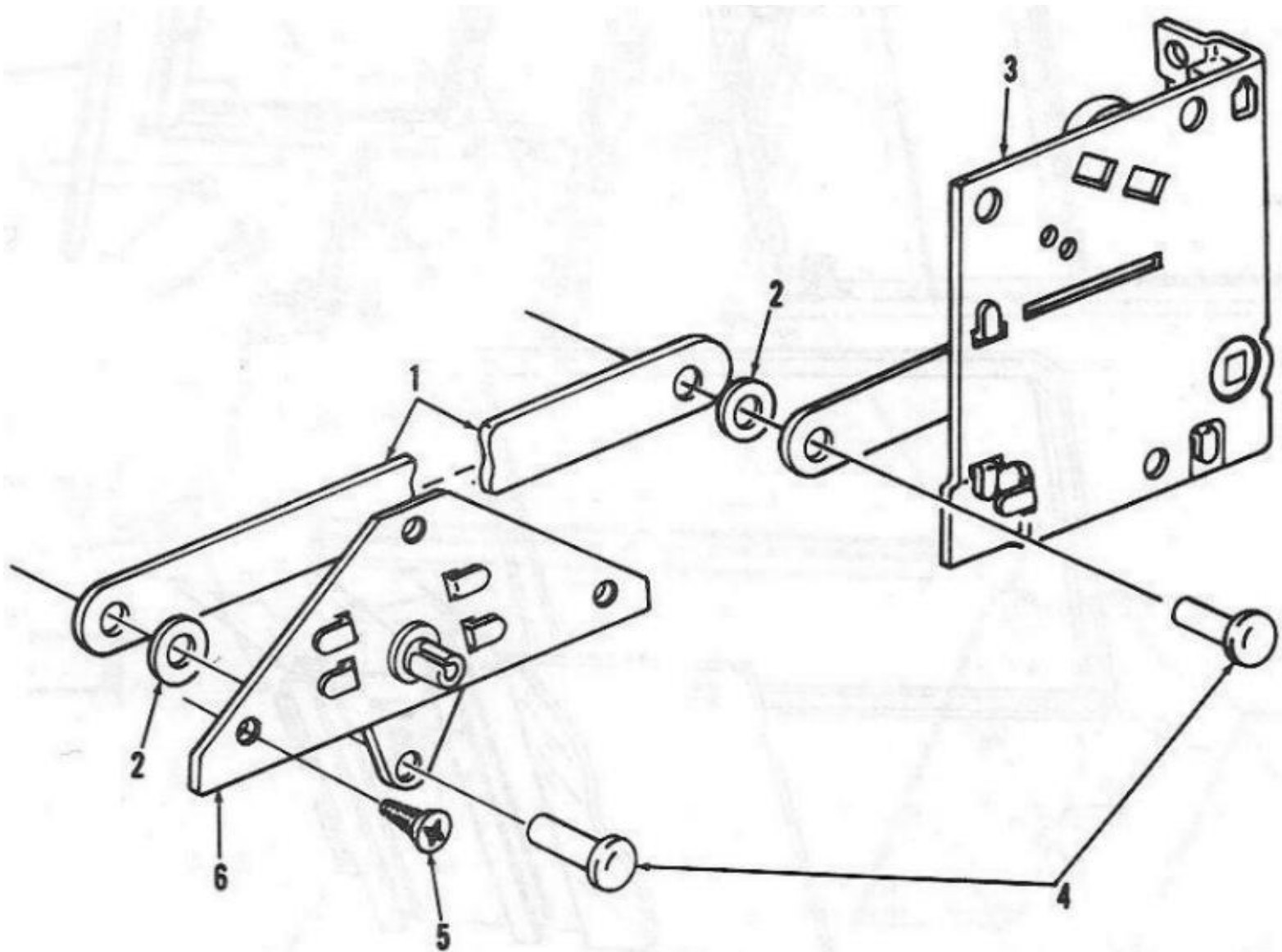


Figure 119: Drivers and Passengers Door Lock Assembly (M725)

Page 293

(1) SMR code	(2) Federal Stock Number	(3) Description Reference Number & Mfg. Code Usable on Code	(4) Unit of meas	(5) Qty inc in unit	(6) 30-day DS maint. allowance			(7) 30-day GS maint. allowance			(8) 1-yr alw per 100 equip cntgcy	(9) Depot maint alw per 100 equip	(10) Illustration	
					(a) 1-20	(b) 21-50	(c) 51-100	(a) 1-20	(b) 21-50	(c) 51-100			(a) Figure No.	(b) Item No.
		1812 SPECIAL PURPOSE BODY-AMBULANCE Continued												
		LOCK ASSEMBLY, FRONT DOOR, L. H.-Continued												
X1		PLATE ASSEMBLY, REMOTE 7748506 (19207)	EA	1	*	*	*	*	*	*			119	6
PO	2540-737-3277	LOCK ASSEMBLY, FRONT DOOR, R.H. 7373277 (19207)	EA	1	*	*	*	*	*	*			119	

X1		LOCK ASSEMBLY, DOOR 8739189 (19207)	EA	1	*	*	*	*	*	*			119	3
X1		PLATE ASSEMBLY, REMOTE 7748505 (19207)	EA	1	*	*	*	*	*	*			119	6
PO	5305-080-5430	SCREW, MACHINE, DOOR LOCK AND WINDOW REGULATOR MOUNTING 271484 (24617)	EA	20	*	*	*	*	*	*			119	5
PO	5305-854-6688	SCREW, SELF-TAPPING RETAINER MS24617-34 (96806)	EA	3	*	*	*	*	*	*			120	1
X20		RETAINER, WINDOW CURTAIN 11658549-1 (19207)	EA	1	*	*	*	*	*	*			120	2
X20		STRAP ASSEMBLY, CURTAIN 8742136-1 (19207)	EA	2	*	*	*	*	*	*			120	4
MO		TAPE, FASTENER, CURTAIN HOLDDOWN (2 PIECES 11 IN. LG, 1 PIECE 18 IN. LG)	EA		*	*	*	*	*	*			120	5
		MANUFACTURE FROM												
PV		TAPE, FASTENER, NYLON TYPE 11 (40 IN. REQUIRED) MIL-F21840 TYPE II (81349)	FT	V	*	*	*	*	*	*				
PO	2501-735-0355	SEAL, GUIDE PARTITION DOOR 7350355(19207)	EA	1	*	*	*	*	*	*			120	12
PO	5305-855-0973	SCREW, SELF-TAPPING, SEAL MS24629-24 (96906)	EA	3	*	*	*	*	*	*			120	13

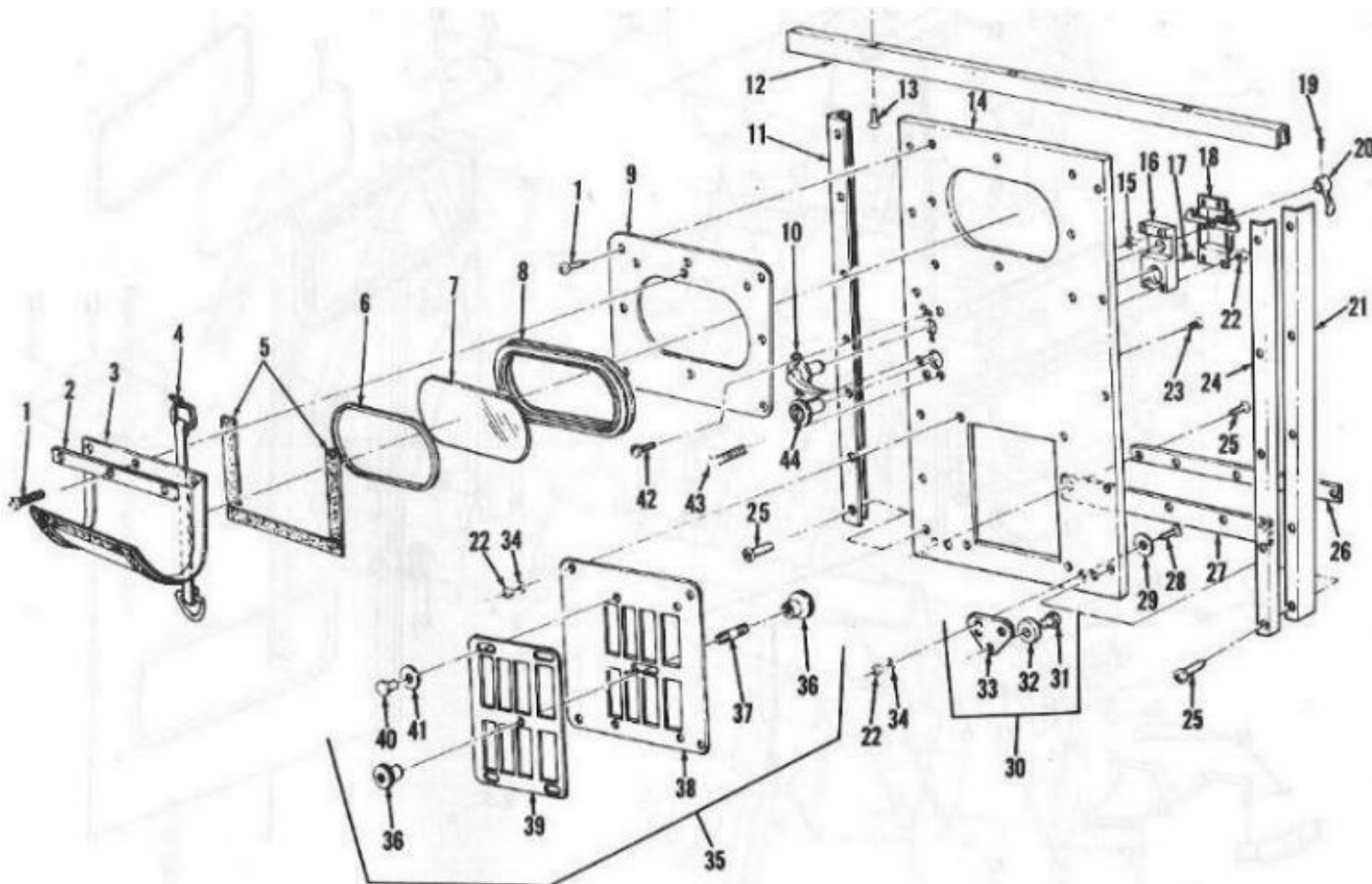


Figure 120: Partition Door Assembly and Related Parts

					(6) 30-day DS maint. allowance			(7) 30-day GS maint. allowance					(10) Illustration	
(1) SMR code	(2) Federal Stock Number	(3) Description Reference Number & Mfg. Code Usable on Code	(4) Unit of meas	(5) Qty inc in unit	(a) 1-20	(b) 21-50	(c) 51-100	(a) 1-20	(b) 21-50	(c) 51-100	(8) 1-yr alw per 100 equip cntgcy	(9) Depot maint alw per 100 equip	(a) Figure No.	(b) Item No.
		1812 SPECIAL PURPOSE BODY-AMBULANCE Continued												
		LOCK ASSEMBLY, FRONT DOOR, L. H. -Continued												
X20		DOOR ASSEMBLY, PARTITION 11658028(19207)	EA	1	*	*	*	*	*	*			120	
PO	5305-854-6688	SCREW SELF-TAPPING, WINDOW PANEL MS24617-34 (96906)	EA	8	*	*	*	*	*	*			120	1
PO	9390-505-6594	FILLER, SEAL, DOOR GLASS 8328272 (19207)	EA	1	*	*	*	*	*	*			120	6
MF		GLASS, PARTITION DOOR 11658407 (19207)	EA	1	*	*	*	*	*	*			120	7
		MANUFACTURE FROM:												
PF	9340-285-6774	GLASS .1875 TO .2968 THK MIL-G-1875 (81349)	IN	V	*	*	*	*	*	*				
PO		SEAL, DOOR GLASS 11662612 (19207)	EA	1	*	*	*	*	*	*			120	8
X20		PANEL, WINDOW MOUNTING 11657999 (19207)	EA	1	*	*	*	*	*	*			120	9
PO	2540-917-5903	HANDLE, DOOR, CAB SIDE 7410715 (19207)	EA	1	*	*	*	*	*	*			120	10
X20		REINFORCEMENT, DOOR EDGE 11658357 (19207)	EA	1	*	*	*	*	*	*			120	11
X20		PANEL, PARTITION DOOR 11658405 (19207)	EA	1	*	*	*	*	*	*			120	14
PO	5310-012-1743	NUT, HANDLE MOUNTING 121743 (24617)	EA	2	*	*	*	*	*	*			120	15
X20		SPACER, DOOR LOCK 11658346 (19207)	EA	1	*	*	*	*	*	*			120	16
PO	5305-145-0783	SCREW, ASSEMBLED PILLAR LOCK MOUNTING 11662685(19207)	EA	2	*	*	*	*	*	*			120	17
PO	2540-152-2498	LOCK, DOOR 11662580(19207)	EA	1	*	*	*	*	*	*			120	18

				(6) 30-day DS maint. allowance	(7) 30-day GS maint. allowance			(10) Illustration

(1) SMR code	(2) Federal Stock Number	(3) Description Reference Number & Mfg. Code Usable on Code	(4) Unit of meas	(5) Qty inc in unit	(a) 1-20	(b) 21-50	(c) 51-100	(a) 1-20	(b) 21-50	(c) 51-100	(8) 1-yr alw per 100 equip cntgcy	(9) Depot maint alw per 100 equip	(a) Figure No.	(b) Item No.
		1812 SPECIAL PURPOSE BODY-AMBULANCE Continued												
		LOCK ASSEMBLY, FRONT DOOR, L. H. Continued												
		DOOR ASSEMBLY, PARTITION-Continued												
PO	5305-724-5813	SCREW, MACHINE, HANDLE MOUNTING MS51964-66 (96906)	EA	1	*	*	*	*	*	*			120	19
PO	2540-460-6914	HANDLE, DOOR, AMBULANCE SIDE 11658071 (19207)	EA	1	*	*	*	*	*	*			120	20
PO		SEAL, LIGHT, VERTICAL 11658548 (19207)	EA	1	*	*	*	*	*	*			120	21
PO	5310-088-1251	NUT, SELF-LOCKING ROLLER AND VENT MS51922-1 (96906)	EA	12	*	*	*	*	*	*			120	22
PO	5305-988-1727	SCREW MACHINE, VENT MOUNTING MS35206-283 (96906)	EA	4	*	*	*	*	*	*			120	23
PO	5340-157-7559	RETAINER VERTICAL SEAL 11658295 (19207)	EA	1	*	*	*	*	*	*			120	24
PO	5305-052-8238	SCREW SELF-TAPPING, RETAINER AND REINFORCEMENT MOUNTING MS24617-42 (96906)	EA	20	*	*	*	*	*	*			120	25
PO	2510-152-2495	RETAINER BOTTOM SEAL 11658345 (19207)	EA	1	*	*	*	*	*	*			120	26
PO		SEAL, LIGHT BOTTOM 11658598 (19207)	EA	1	*	*	*	*	*	*			120	27
PO	5305-988-1170	SCREW MACHINE, ROLLER MOUNTING MS35206-284 (96906)	EA	4	*	*	*	*	*	*			120	28
X1		WASHER, FLAT, ROLLER MOUNTING 8396496 (19207)	EA	4	*	*	*	*	*	*			120	29
X20		ROLLER ASSEMBLY, DOOR 11658511 (19207)	EA	2	*	*	*	*	*	*			120	30
X1		RIVET, ROLLER 11658515 (19207)	EA	1	*	*	*	*	*	*			120	31

				(6) 30-day DS maint. allowance	(7) 30-day GS maint. allowance			(10) Illustration

(1) SMR code	(2) Federal Stock Number	(3) Description Reference Number & Mfg. Code Usable on Code	(4) Unit of meas	(5) Qty inc in unit	(a) 1-20	(b) 21-50	(c) 51-100	(a) 1-20	(b) 21-50	(c) 51-100	(8) 1-yr alw per 100 equip cntgcy	(9) Depot maint alw per 100 equip	(a) Figure No.	(b) Item No.
		1812 SPECIAL PURPOSE BODY-AMBULANCE Continued												
		LOCK ASSEMBLY, FRONT DOOR, L. H.-Continued												
		DOOR ASSEMBLY, PARTITION-Continued												
X1		ROLLER, DOOR SLIDE 11658513 (19207)	EA	1									120	32
X1		PLATE, ROLLER 11658512 (19207)	EA	1									120	33
PO	5310-823-8804	WASHER, FLAT, ROLLER AND VENT MS27183-9 (96906)	EA	7	*	*	*	*	*	*			120	34
X20		VENT ASSEMBLY, DOOR 11658510 (19207)	EA	1	*	*	*	*	*	*			120	35
X1		KNOB, VENT SLIDING 11658201 (19207)	EA	2									120	36
X1		STUD, VENT SLIDING 11658331 (19207)	EA	1									120	37
X1		VENT, DOOR STATIONARY 11658406 (19207)	EA	1									120	38
X1		VENT, DOOR, SLIDING 11658408 (19207)	EA	1									120	39
X1		RIVET, SLIDING VENT 11658519 (19207)	EA	4									120	40
X1		WASHER, SPRING, SLIDING, VENT 8762055(19207)	EA	4									120	41
PO	5305-013-4396	SCREW, MACHINE, HANDLE 156125 (24617)	EA	2	*	*	*	*	*	*			120	42
PO	5305-988-1728	SCREW, MACHINE: DOOR LOCK MS35206-287 (96906)	EA	4	*	*	*	*	*	*			120	43
PO	2540-917-5902	LOCK, PILLAR, PARTITION DOOR 11662686 (19207)	EA	1	*	*	*	*	*	*			120	44

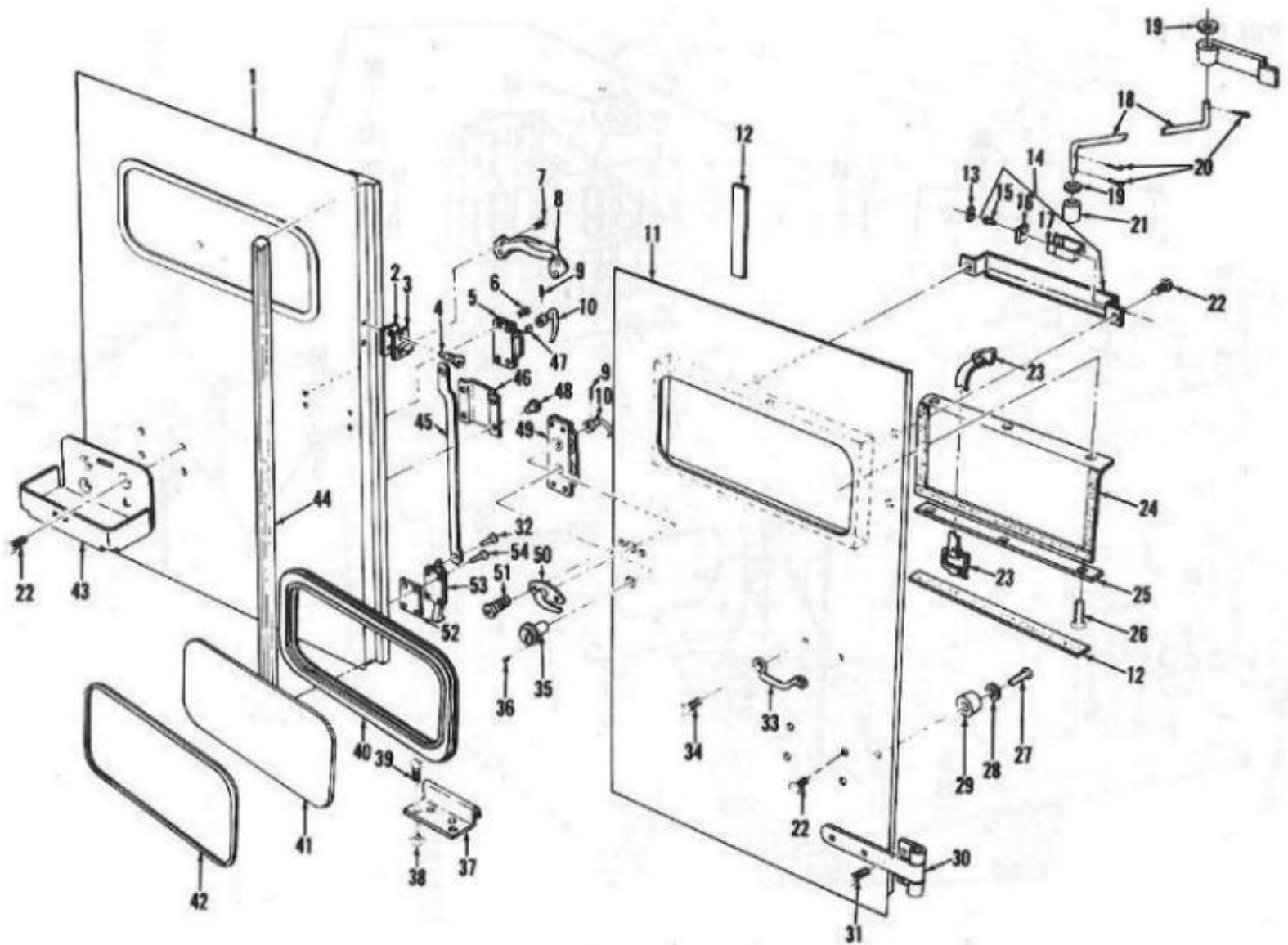


Figure 121: Ambulance Rear Doors and Related Parts

Page 297

(1) SMR code	(2) Federal Stock Number	(3) Description Reference Number & Mfg. Code Usable on Code	(4) Unit of meas	(5) Qty inc in unit	(6) 30-day DS maint. allowance			(7) 30-day GS maint. allowance			(8) 1-yr alw per 100 equip cntgcy	(9) Depot maint alw per 100 equip	(10) Illustration	
					(a)	(b)	(c)	(a)	(b)	(c)			(a) Figure No.	(b) Item No.
		1812 SPECIAL PURPOSE BODY-AMBULANCE Continued												
		LOCK ASSEMBLY, FRONT DOOR, L. H.- Continued												
X20		DOOR ASSEMBLY, L. H. REAR 11658046 (19207)	EA	1	*	*	*	*	*	*			121	1
X20		SPACER, DOVETAIL 11658228 (19207)	EA	2	*	*	*	*	*	*			121	2
X20		DOVETAIL, MALE 7540419 (19207)	EA	2	*	*	*	*	*	*			121	3

PO	5305-696-5287	SCREW, MACHINE, DOVETAIL 455167(24617)	EA	4	*	*	*	*	*	*			121	4
X20		CASE ASSEMBLY, L.H. REAR DOOR 534004(19207)	EA	1	*	*	*	*	*	*			121	5
PO	5305-052-7492	SCREW, MACHINE, REAR DOOR CASE ASSEMBLIES, R.H. AND L.H. MS24629-61 (96906)	EA	8	*	*	*	*	*	*			121	6
PO	5305-292-7947	SCREW, MACHINE, GRAB HANDLE MS24627-66 (96906)	EA	8	*	*	*	*	*	*			121	7
X20		HANDLE, GRAB, REAR DOOR 7387853 (19207)	EA	2	*	*	*	*	*	*			121	8
PO	5305-724-5813	SETSCREW, DOOR HANDLE MS51964-66 (96906)	EA	2	*	*	*	*	*	*			121	9
PO	2540-460-6914	HANDLE, REAR DOOR, INNER 11658071 (19207)	EA	2	*	*	*	*	*	*			121	10
X20		DOOR ASSEMBLY, R. H. REAR 11658047 (19207)	EA	1	*	*	*	*	*	*			121	11
MO		TAPE FASTENER, CURTAIN HOLDDOWN (4 PIECES, 4 IN. LG, 2 PIECES 25.7 IN. LG)											121	12
		MANUFACTURE FROM												
PO		TAPE, FASTENER, NYLON (67.4 IN. REQUIRED) MIL-F-21840, TYPE 11(81349)	FT	V	*	*	*	*	*	*				

					(6) 30-day DS maint. allowance			(7) 30-day GS maint. allowance					(10) Illustration	
(1) SMR code	(2) Federal Stock Number	(3) Description Reference Number & Mfg. Code Usable on Code	(4) Unit of meas	(5) Qty inc in unit	(a) 1-20	(b) 21-50	(c) 51-100	(a) 1-20	(b) 21-50	(c) 51-100	(8) 1-yr alw per 100 equip cntgcy	(9) Depot maint alw per 100 equip	(a) Figure No.	(b) Item No.
		1812 SPECIAL PURPOSE BODY-AMBULANCE Continued												
X20		BUMPER, DOOR CHECK ARM 11658575 (19207)	EA	2	*	*	*	*	*	*			121	13
X20		BRACKET ASSEMBLY, DOOR CHECK, L. H. 11658546-1 (19207)	EA	1	*	*	*	*	*	*			121	14
PO		RIVET, CLIP MOUNTING MS35743-14 (96906)	EA	1	*	*	*	*	*	*			121	15
X1		RETAINER, DOOR CHECK 11658271(19207)	EA	1									121	16
X20		CLIP, DOOR CHECK 11658338 (19207)	EA	1	*	*	*	*	*	*			121	17
X20		BRACKET ASSEMBLY, DOOR CHECK, R. H. 11658546-2 (19207)	EA	1	*	*	*	*	*	*			121	14
X20		ARM, REAR DOOR CHECK 11658464 (19207)	EA	1	*	*	*	*	*	*			121	18
X20		WASHER, FLAT, ARM RETAINING 11658008 (19207)	EA	1	*	*	*	*	*	*			121	19

PO	5315-816-1794	PIN, COTTER, CHECK ARM MS24665-285 (96906)	EA	10	*	*	*	*	*	*			121	20
X20		ROLLER, DOOR CHECK ARM 11658278 (19207)	EA	2	*	*	*	*	*	*			121	21
PO	5306-042-5589	SCREW, MACHINE, BRACKET MOUNTING 425589 (24617)	EA	4	*	*	*	*	*	*			121	22
PO		STRAP ASSEMBLY, CURTAIN 8742136-1 (19207)	EA	4	*	*	*	*	*	*			121	23
X20		RETAINER, CURTAIN 11658549-2(19207)	EA	2	*	*	*	*	*	*			121	25
PO	5305-879-7941	SCREW, MACHINE, CURTAIN RETAINER MS24617-31 (96906)	EA	6	*	*	*	*	*	*			121	26

					(6) 30-day DS maint. allowance			(7) 30-day GS maint. allowance					(10) Illustration	
(1) SMR code	(2) Federal Stock Number	(3) Description Reference Number & Mfg. Code Usable on Code	(4) Unit of meas	(5) Qty inc in unit	(a) 1-20	(b) 21-50	(c) 51-100	(a) 1-20	(b) 21-50	(c) 51-100	(8) 1-yr alw per 100 equip cntgcy	(9) Depot maint alw per 100 equip	(a) Figure No.	(b) Item No.
		1812 SPECIAL PURPOSE BODY-AMBULANCE Continued												
PO	5305-052-7500	SCREW, MACHINE, BUMPER MOUNTING MS24617-46 (96906)	EA	4	*	*	*	*	*	*			121	27
PO	5310-809-3078	WASHER, FLAT, BUMPER MOUNTING M527183-11 (96906)	EA	4	*	*	*	*	*	*			121	28
X20		BUMPER, PROTECTION, REAR DOOR 11658551 (19207)	EA	4	*	*	*	*	*	*			121	29
X20		HINGE, REAR DOOR 11658539 (19207)	EA	4	*	*	*	*	*	*			121	30
PO		SCREW, ASSEMBLED WASHER, HINGE 11662744 (19207)	EA	24	*	*	*	*	*	*			121	31
PO	5306-042-5589	SCREW, MACHINE, BRACKET 425589 (24617)	EA	8	*	*	*	*	*	*			121	32
PO	5340-229-0340	LOOP, FOOTMAN, FUEL CAN STRAP MS51939-3 (96906)	EA	2	*	*	*	*	*	*			121	33
PO	5305-052-6874	SCREW, MACHINE, LOOP MOUNTING MS24627-50 (96906)	EA	4	*	*	*	*	*	*			121	34
PO	2540-917-5902	LOCK, PILLAR, REAR DOOR 11662686 (19207)	EA	1	*	*	*	*	*	*			121	35
PO	5305-145-0783	SCREW, ASSEMBLED WASHER, LOCK 11662685 (19207)	EA	2	*	*	*	*	*	*			121	36
X20		STRIKER, REAR DOOR 11658307 (19207)	EA	2	*	*	*	*	*	*			121	37

PO	5310-088-1251	NUT, SELF-LOCKING, HEXAGON, LOWER STRIKE MOUNTING MS51922-1 (96906)	EA	4	*	*	*	*	*	*			121	38
PO	5305-988-1727	SCREW, MACHINE, STRIKER MS35206-283 (96906)	EA	8	*	*	*	*	*	*			121	39

Page 300

					(6) 30-day DS maint. allowance			(7) 30-day GS maint. allowance					(10) Illustration	
(1) SMR code	(2) Federal Stock Number	(3) Description Reference Number & Mfg. Code Usable on Code	(4) Unit of meas	(5) Qty inc in unit	(a) 1-20	(b) 21-50	(c) 51-100	(a) 1-20	(b) 21-50	(c) 51-100	(8) 1-yr alw per 100 equip cntgcy	(9) Depot maint alw per 100 equip	(a) Figure No.	(b) Item No.
		1812 SPECIAL PURPOSE BODY-AMBULANCE Continued												
PF		SEAL, REAR GLASS 11641004-1 (19207)	EA	2	*	*	*	*	*	*			121	40
PF	9340-462-3304	GLASS, REAR DOOR 11658347(19207)	EA	2	*	*	*	*	*	*			121	41
PF	9390-505-6594	SEAL, FILLER, REAR GLASS 8328272 (19207)	EA	2	*	*	*	*	*	*			121	42
PO	2590-473-6331	BRACKET ASSEMBLY, LIQUID CONTAINER 6566675 (19207)	EA	2	*	*	*	*	*	*			121	43
PO	2540-933-3542	KIT, WEATHERSTRIP, REAR DOOR 5704442 (19207)	EA	2	*	*	*	*	*	*				
		CONSIST OF												
X1		1-WEATHERSTRIP, PERIMETER 11662745-1(19207)											128	26
X1		1-WEATHERSTRIP, SLAM 11662745-2 (19207)											121	44
X20		ARM, DOOR LOCK 11662681 (19207)	EA	4	*	*	*	*	*	*			121	45
X20		COVER, LOCK ARM 11658260 (19207)	EA	4	*	*	*	*	*	*			121	46
PO	5315-618-1464	PIN, DOOR HANDLE, L. H. 11658534 (19207)	EA	1	*	*	*	*	*	*			121	47
X1		RIVET, BLIND, COVER MOUNTING MIL-R-24243/1A604 (81349)	EA	16									121	48
X20		CASE ASSEMBLY, TUMBLER, R. H. DOOR 10900337 (19207)	EA	1	*	*	*	*	*	*			121	49
PO	2540-917-5903	HANDLE, REAR DOOR, OUTSIDE 7410715 (19207)	EA	1	*	*	*	*	*	*			121	50

Page 301

					(6) 30-day DS maint. allowance			(7) 30-day GS maint. allowance					(10) Illustration	

(1) SMR code	(2) Federal Stock Number	(3) Description Reference Number & Mfg. Code Usable on Code	(4) Unit of meas	(5) Qty inc in unit	(a) 1-20	(b) 21-50	(c) 51-100	(a) 1-20	(b) 21-50	(c) 51-100	(8) 1-yr alw per 100 equip cntgcy	(9) Depot maint alw per 100 equip	(a) Figure No.	(b) Item No.
		1812 SPECIAL PURPOSE BODY-AMBULANCE Continued												
PO		SCREW, MACHINE, OUTSIDE HANDLE 172044 (24617)	EA	2	*	*	*	*	*	*			121	51
X20		SPACER, SLIDE BOLT 11658543 (19207)	EA	4	*	*	*	*	*	*			121	52
X20		BOLT ASSEMBLY, SLIDE 11662579 (19207)	EA	4	*	*	*	*	*	*			121	53
PO	5305-052-6917	SCREW, MACHINE, SLIDE BOLT MS24629-50 (96906)	EA	16	*	*	*	*	*	*			121	54
PO	5305-042-0989	SCREW, ASSEMBLED WASHER, ARM TO SLIDE BOLT 420989 (24617)	EA	4	*	*	*	*	*	*			121	55
X20		STEP AND SEAT ASSEMBLY, REAR 11658057 (19207)	EA	1	*	*	*	*	*	*			122	1
X20		SEAT ASSEMBLY, ATTENDANT 11658003 (19207)	EA	1	*	*	*	*	*	*			122	2
PO	5310-088-1251	NUT, SELF-LOCKING, HEXAGON, UPPER AND LOWER STEP MS51922-1 (96906)	EA	8	*	*	*	*	*	*			122	3
X20		STEP, LOWER 11658465-1 (19207)	EA	1	*	*	*	*	*	*			122	4
PO	5310-809-4058	WASHER, FLAT, SEAT AND STEP MOUNTING MS27183-10 (96906)	EA	12	*	*	*	*	*	*			122	5
PO	5305-988-1727	SCREW, MACHINE, SEAT AND STEP MS35206-283 (96906)	EA	12	*	*	*	*	*	*			122	6
PO	5310-934-9747	NUT, PLAIN, HEXAGON, BUMPER MS35649-262 (96906)	EA	2	*	*	*	*	*	*			122	7
PO	5310-579-0079	WASHER, FLAT, BUMPER MS35333-37 (96906)	EA	2	*	*	*	*	*	*			122	8

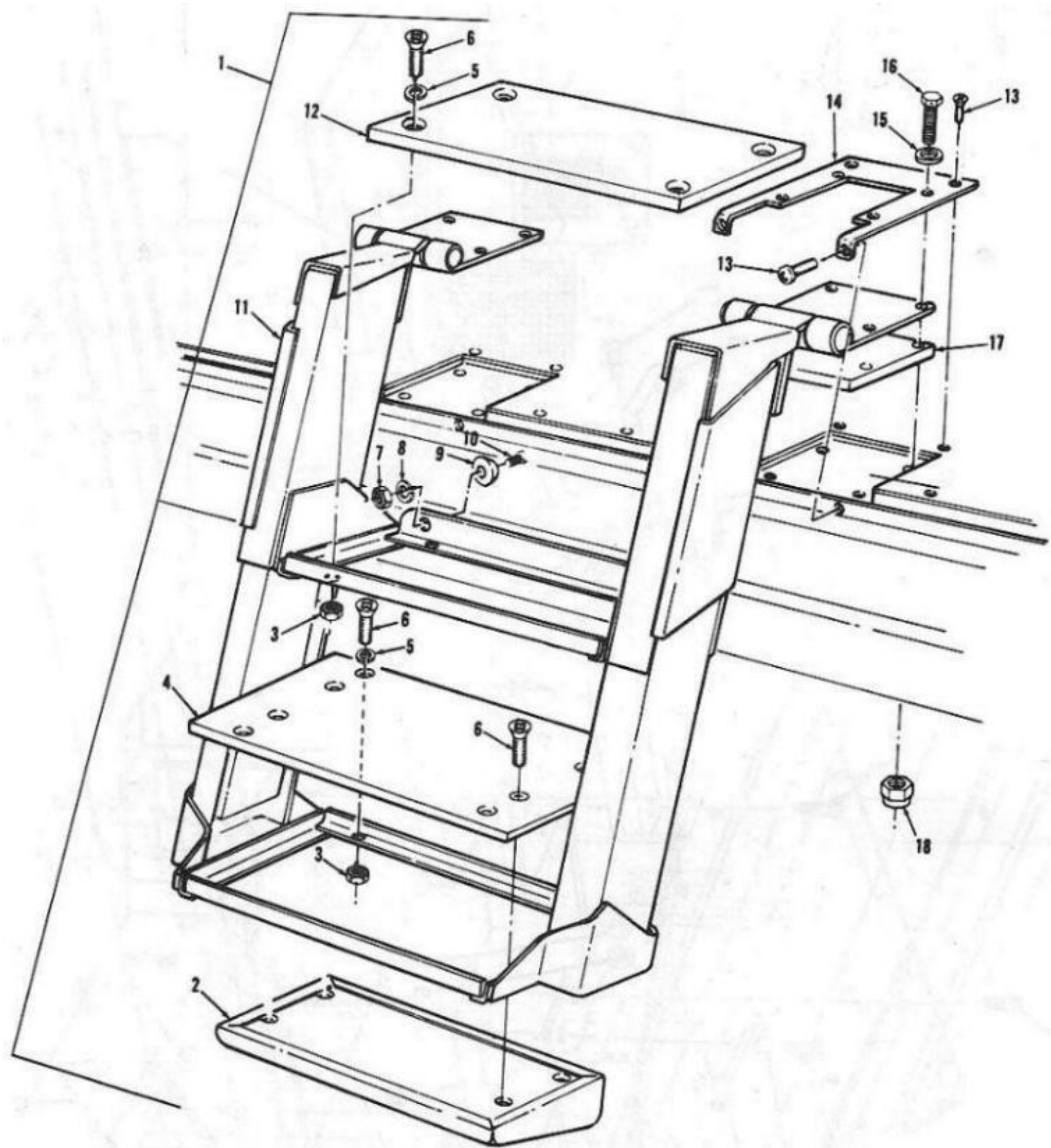


Figure 122: Rear Step and Attendants Step
Page 302

				(6) 30-day DS maint. allowance	(7) 30-day GS maint. allowance			(10) Illustration
--	--	--	--	---	---	--	--	----------------------

(1) SMR code	(2) Federal Stock Number	(3) Description Reference Number & Mfg. Code Usable on Code	(4) Unit of meas	(5) Qty inc in unit	(a) 1-20	(b) 21-50	(c) 51-100	(a) 1-20	(b) 21-50	(c) 51-100	(8) 1-yr alw per 100 equip cntgcy	(9) Depot maint alw per 100 equip	(a) Figure No.	(b) Item No.
		1812 SPECIAL PURPOSE BODY-AMBULANCE Continued												
		STEP AND SEAT ASSEMBLY, REAR Continued												
X20		BUMPER, RUBBER 11662683(19207)	EA	2	*	*	*	*	*	*			122	9
PO	5305-984-4992	SCREW, MACHINE, BUMPER MS35206-232 (96906)	EA	2	*	*	*	*	*	*			122	10
X20		STEP AND SEAT ASSEMBLY 11658054 (19207)	EA	1	*	*	*	*	*	*			122	11
X20		STEP, UPPER 11658465-2 (19207)	EA	1	*	*	*	*	*	*			122	12
PO	5305-052-8238	SCREW, MACHINE, STEP AND SEAT MOUNTING MS24617-42 (96906)	EA	8	*	*	*	*	*	*			122	13
X20		COVER, HINGE 11658430 (19207)	EA	2	*	*	*	*	*	*			122	14
PO	5310-081-4219	WASHER, FLAT, STEP AND SEAT MOUNTING MS27183-12 (96906)	EA	8	*	*	*	*	*	*			122	15
PO	5306-042-5594	SCREW, MACHINE, STEP AND SEAT MOUNTING 425594 (24617)	EA	8	*	*	*	*	*	*			122	16
X20		SPACER, FLOOR BOARD 11658330 (19207)	EA	2	*	*	*	*	*	*			122	17
PO	5310-984-3807	NUT, SELF-LOCKING, HEXAGON, STEP AND SEAT MOUNTING MS51922-13 (96906)	EA	8	*	*	*	*	*	*			122	18
X20		COVER, FLOOR BOARD, REAR OUTER 11658177 (19207)	EA	2	*	*	*	*	*	*			123	1
X20		MOULDING, FLOOR BOARD SIDE 11658308(19207)	EA	2	*	*	*	*	*	*			123	2
PO	5305-052-8238	SCREW, MACHINE, OUTER COVER AND MOULDING MOUNTING MS24617-42 (96906)	EA	24	*	*	*	*	*	*			123	3

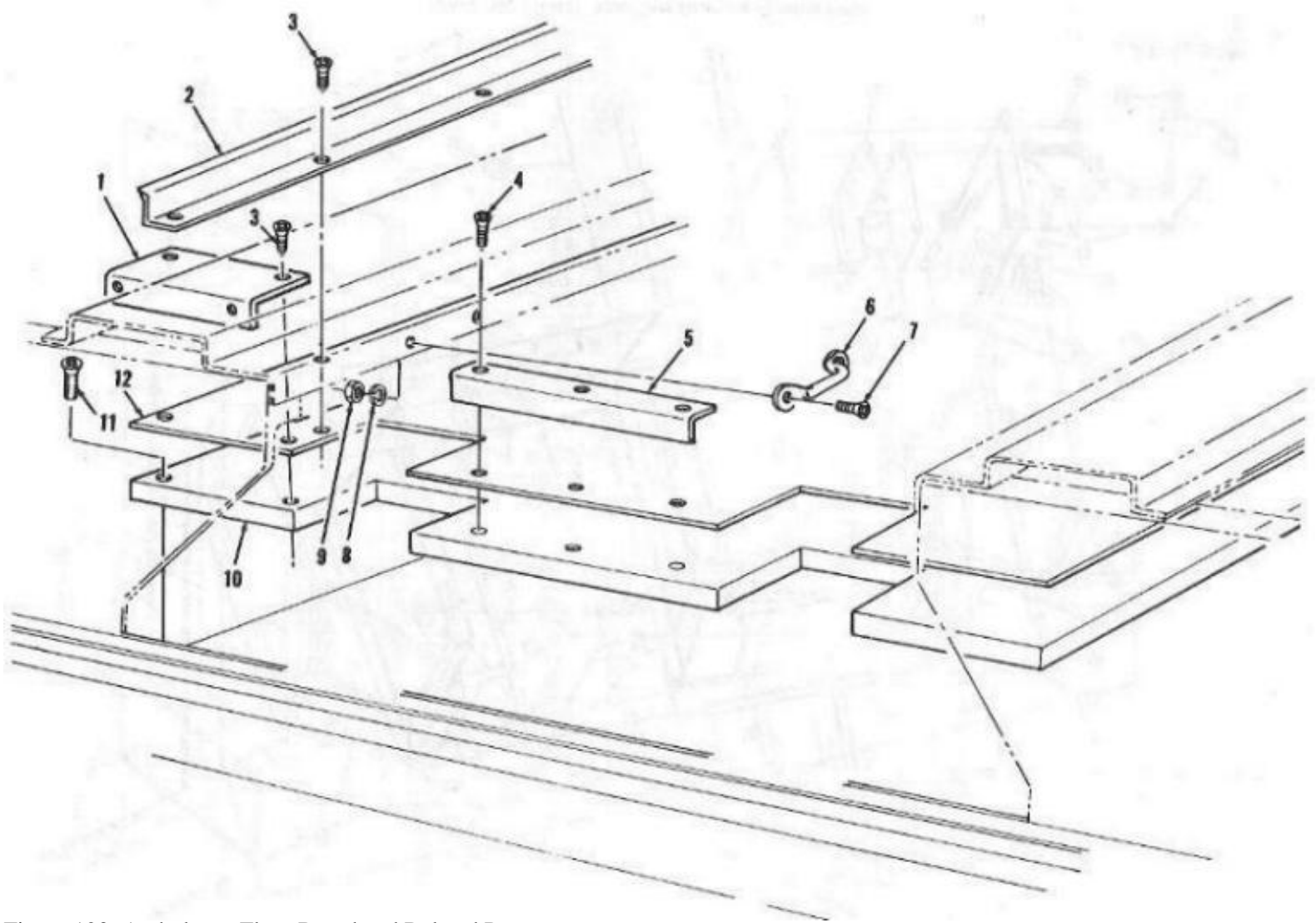
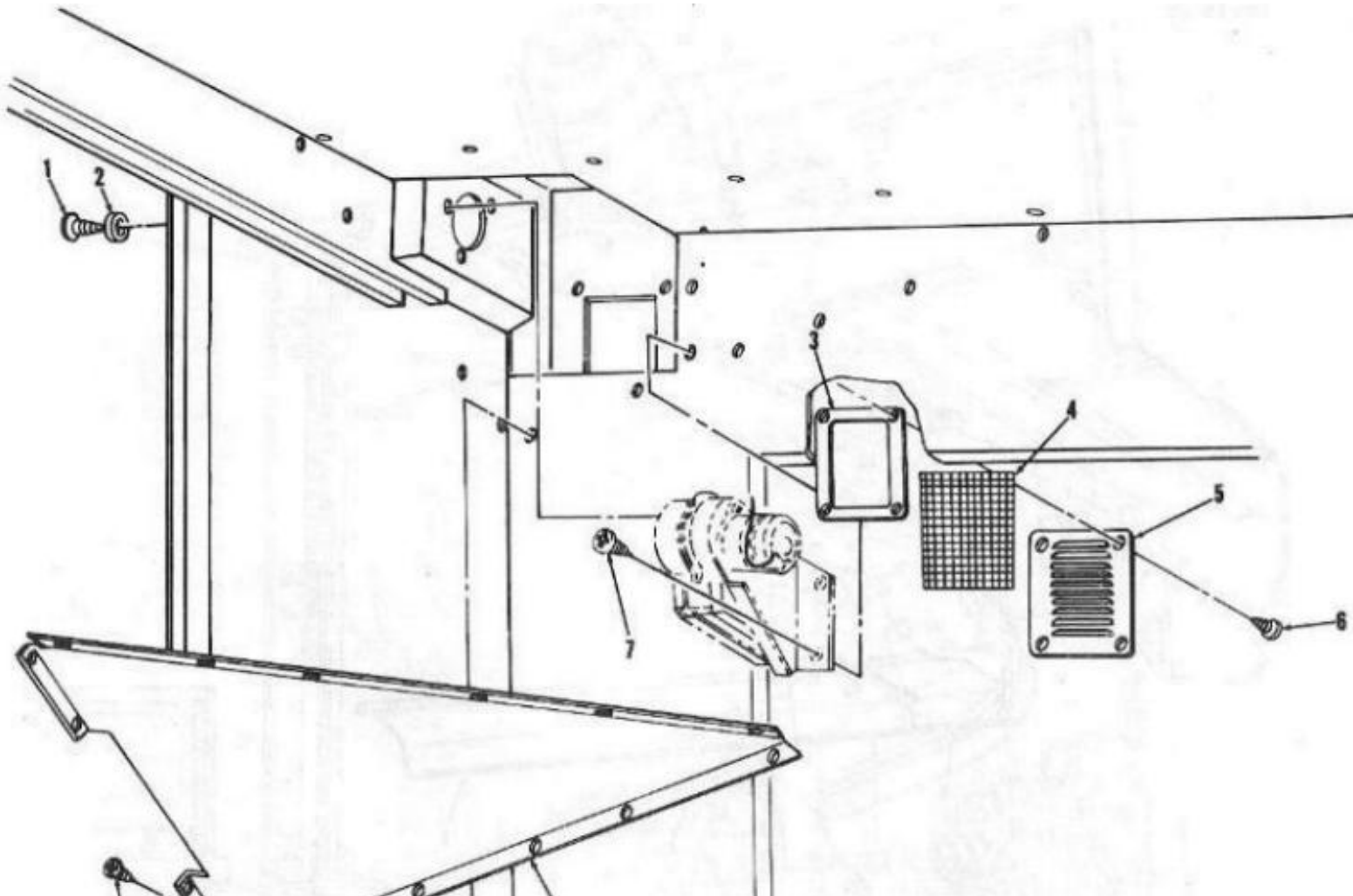


Figure 123: Ambulance Floor Board and Related Parts

Page 303

(1) SMR code	(2) Federal Stock Number	(3) Description Reference Number & Mfg. Code Usable on Code	(4) Unit of meas	(5) Qty inc in unit	(6) 30-day DS maint. allowance			(7) 30-day GS maint. allowance			(8) 1-yr alw per 100 equip cntgcy	(9) Depot maint alw per 100 equip	(10) Illustration	
					(a) 1-20	(b) 21-50	(c) 51-100	(a) 1-20	(b) 21-50	(c) 51-100			(a) Figure No.	(b) Item No.
		1812 SPECIAL PURPOSE BODY-AMBULANCE Continued												
PO	5305-052-6918	SCREW, SELF-TAPPING CENTER COVER MS24629-51 (96906)	EA	3	*	*	*	*	*	*			123	4
X20		COVER, FLOOR BOARD, REAR CENTER 11658298 (19207)	EA	1	*	*	*	*	*	*			123	5
PO	5340-229-0340	LOOP, FOOTMAN, LITTER STRAP MS51939-3 (96906)	EA	16	*	*	*	*	*	*			123	6

PO	5305-995-0436	SCREW, MACHINE, FOOTMAN LOOP MS51959-63 (96906)	EA	32	*	*	*	*	*	*			123	7
PO	5310-045-3296	WASHER, LOCK, FOOTMAN LOOP MS35338-43 (96906)	EA	32	*	*	*	*	*	*			123	8
PO	5310-934-9758	NUT, PLAIN, HEX, FOOTMAN LOOP MS35649-202 (96906)	EA	32	*	*	*	*	*	*			123	9
X20		FLOOR BOARD, REAR COMPARTMENT 11658427 (19207)	EA	1	*	*	*	*	*	*			123	10
PO	5305-052-6876	SCREW, MACHINE, FLOOR BOARD AND COVER MOUNTING MS24627-52 (96906)	EA	64	*	*	*	*	*	*			123	11
X20		COVER, FLOOR BOARD 11658428 (19207)	EA	1	*	*	*	*	*	*			123	12
PO	5305-879-7941	SCREW, MACHINE, BLOWER, MOUNTING MS24617-31 (96906)	EA	6	*	*	*	*	*	*			124	1
PO	5310-807-4795	WASHER, LOCK, BLOWER MOUNTING M835335-42 (96906)	EA	6	*	*	*	*	*	*			124	2
PO		SEAL, EXHAUST GRILLE 11658590 (19207)	EA	2	*	*	*	*	*	*			124	3
X20		SCREEN, EXHAUST GRILLE 11658269 (19207)	EA	2	*	*	*	*	*	*			124	4
X20		GRILLE, EXHAUST 11658310 (19207)	EA	2	*	*	*	*	*	*			124	5






Figure 124: Exhaust Blower Duct, Cover and Mounting Parts

Page 304

(1) SMR code	(2) Federal Stock Number	(3) Description Reference Number & Mfg. Code Usable on Code	(4) Unit of meas	(5) Qty inc in unit	(6) 30-day DS maint. allowance			(7) 30-day GS maint. allowance			(8) 1-yr alw per 100 equip cntgcy	(9) Depot maint alw per 100 equip	(10) Illustration	
					(a) 1-20	(b) 21-50	(c) 51-100	(a) 1-20	(b) 21-50	(c) 51-100			(a) Figure No.	(b) Item No.
		1812 SPECIAL PURPOSE BODY-AMBULANCE Continued												
PO	5305-052-8238	SCREW, MACHINE, EXHAUST GRILLE AND PANEL MS24617-42 (96906)	EA	24	*	*	*	*	*	*			124	6
PO		SCREW, MACHINE, BLOWER MOUNTING 167214 (24617)	EA	4	*	*	*	*	*	*			124	7
X20		PANEL, EXHAUST BLOWER, L. H. COVER 11658423 (19207)	EA	1	*	*	*	*	*	*			124	8
X20		PANEL, EXHAUST BLOWER, R.H. COVER 11658424 (19207)	EA	1	*	*	*	*	*	*			124	8
X20		DUCT, AIR INTAKE 11658460 (19207)	EA	2	*	*	*	*	*	*			125	1
PO	5305-052-8238	SCREW, MACHINE, INTAKE DUCT AND COVER MS24617-42 (96906)	EA	46	*	*	*	*	*	*			125	2
X20		COVER ASSEMBLY, EXHAUST BLOWER, R. H. REAR 11658502-2 (19207)	EA	1	*	*	*	*	*	*			125	3
X1		RIVET, AIR FLOW COVER 11658519 (19207)	EA	1									125	4
X1		WASHER, SPRING, AIR FLOW COVER 8762055-1 (19207)	EA	1									125	5
X1		COVER, ASSEMBLY, AIR FLOW 11658517 (19207)	EA	1									125	6
X1		COVER, EXHAUST BLOWER 11658503-2 (19207)	EA	1									125	7
X20		COVER ASSEMBLY, EXHAUST BLOWER L. H. REAR 11658502-1 (19207)	EA	1	*	*	*	*	*	*			125	3
X1		COVER, EXHAUST BLOWER 11658503-1 (19207)	EA	1									125	7

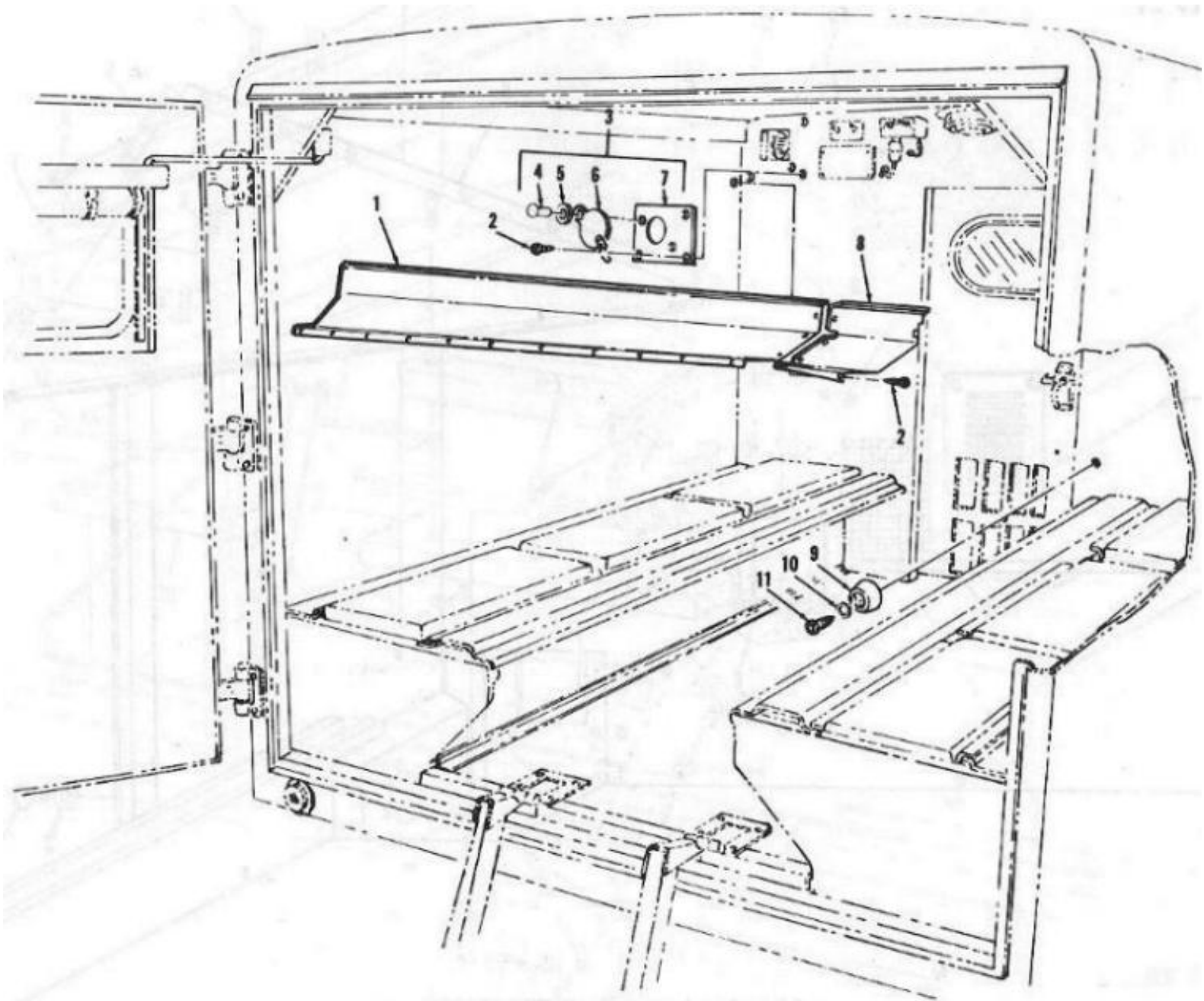


Figure 125: Ambulance Exhaust Vent Duct and Related Parts

Page 305

(1) SMR code	(2) Federal Stock Number	(3) Description Reference Number & Mfg. Code Usable on Code	(4) Unit of meas	(5) Qty inc in unit	(6) 30-day DS maint. allowance			(7) 30-day GS maint. allowance			(8) 1-yr alw per 100 equip cntgcy	(9) Depot maint alw per 100 equip	(10) Illustration	
					(a) 1-20	(b) 21-50	(c) 51-100	(a) 1-20	(b) 21-50	(c) 51-100			(a) Figure No.	(b) Item No.
X20		1812 SPECIAL PURPOSE BODY-AMBULANCE Continued												
X20		DUCT, INTAKE, EXHAUST BLOWER 11658484 (19207)	EA	2	*	*	*	*	*	*			125	8

X20		BUMPER, LITTER HANDLE 11658551 (19207)	EA	4	*	*	*	*	*	*			125	9
PO	5310-809-3078	WASHER, FLAT, BUMPER MS27183-11 (96906)	EA	4	*	*	*	*	*	*			125	10
PO	5305-855-0841	SCREW, MACHINE, BUMPER MS24617-35 (96906)	EA	4	*	*	*	*	*	*			125	11
PO	2540-152-2499	MOTOR ASSEMBLY, BLOWER 11662737 (19207)	EA	1	*	*	*	*	*	*			126	1
PO	5305-836-3308	SCREW, MACHINE, GROUND STRAP MS24649-33 (96906)	EA	6	*	*	*	*	*	*			126	2
PO	5310-061-0004	WASHER, GROUND STRAP MS45904-57 (96906)	EA	6	*	*	*	*	*	*			126	3
X20		STRAP, GROUND, MOTOR 8359746 (19207)	EA	3	*	*	*	*	*	*			126	4
PO	5310-934-9751	NUT, PLAIN, PLATE AND BRACKET M535650-302 (96906)	EA	3	*	*	*	*	*	*			126	5
PO	5310-809-4058	WASHER, FLAT, PLATE AND BRACKET MS27183-10 (96906)	EA	3	*	*	*	*	*	*			126	6
X20		GROMMET, RUBBER, PLATE AND BRACKET 11662702 (19207)	EA	3	*	*	*	*	*	*			126	7
X20		PLATE, MOUNTING, BLOWER MOTOR 11658009 (19207)	EA	1	*	*	*	*	*	*			126	8
X20		SPACER, PLATE AND BRACKET 11662701 (19207)	EA	3	*	*	*	*	*	*			126	9

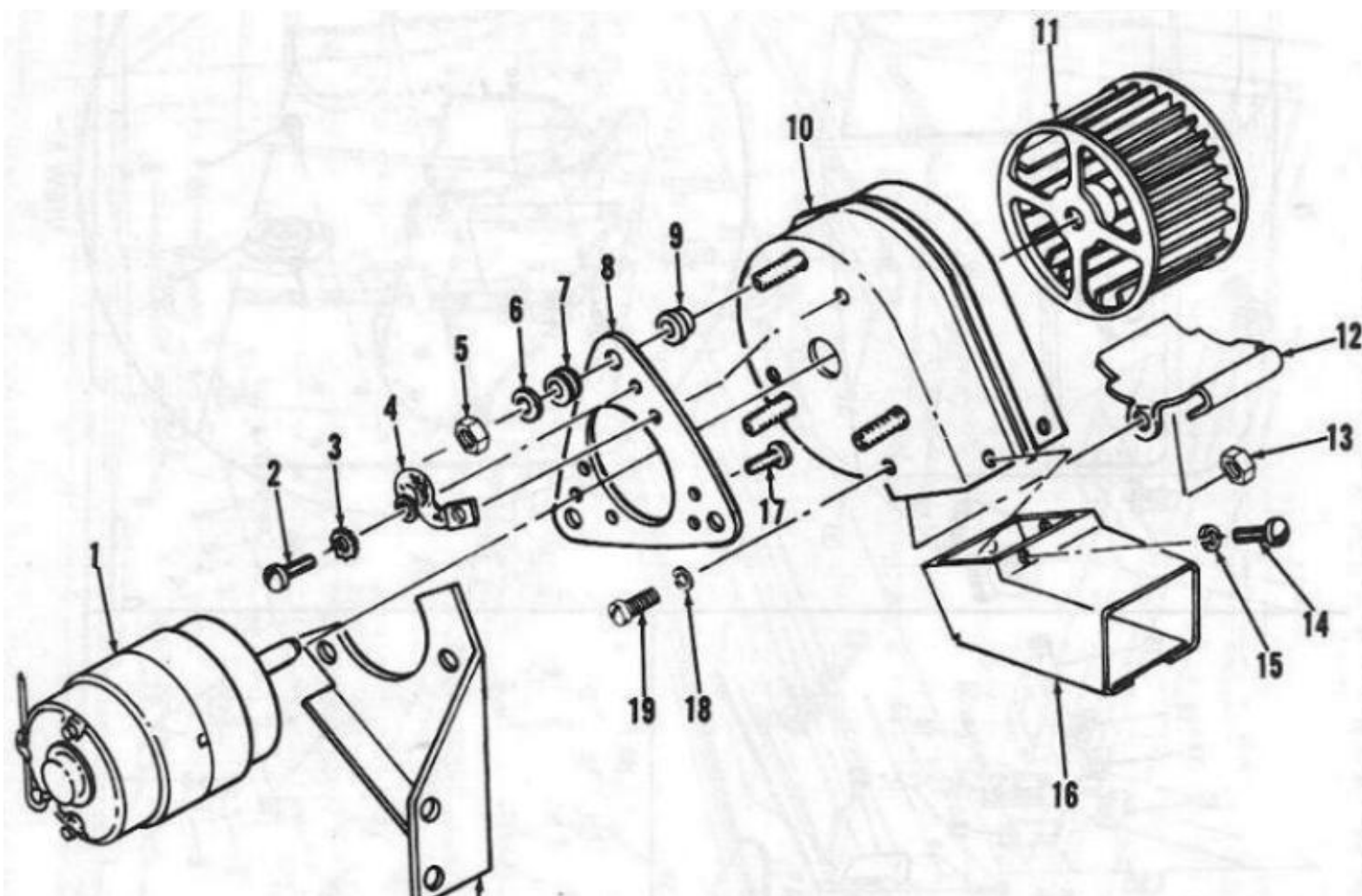


Figure 126: Exhaust Blower Assembly

Page 306

(1) SMR code	(2) Federal Stock Number	(3) Description Reference Number & Mfg. Code Usable on Code	(4) Unit of meas	(5) Qty inc in unit	(6) 30-day DS maint. allowance			(7) 30-day GS maint. allowance			(8) 1-yr alw per 100 equip cntgcy	(9) Depot maint alw per 100 equip	(10) Illustration	
					(a) 1-20	(b) 21-50	(c) 51-100	(a) 1-20	(b) 21-50	(c) 51-100			(a) Figure No.	(b) Item No.
		1812 SPECIAL PURPOSE BODY-AMBULANCE Continued												
X20		HOUSING ASSEMBLY, MOTOR 11658041 (19207)	EA	1	*	*	*	*	*	*			126	10
X1		WHEEL, BLOWER 7954919 (19207)	EA	1	*	*	*	*	*	*			126	11
X20		CUTOFF, BLOWER 11658026 (19207)	EA	1	*	*	*	*	*	*			126	12
PO	5310-934-9757	NUT, PLAIN, CUTOFF MS35649-282 (96906)	EA	2	*	*	*	*	*	*			126	13
PO	5305-883-0628	SCREW, MACHINE, EXHAUST MS24617-21 (96906)	EA	3	*	*	*	*	*	*			126	14
PO	5310-596-7693	WASHER, LOCK, EXHAUST MS35335-31 (96906)	EA	3	*	*	*	*	*	*			126	15
X20		EXHAUST ASSEMBLY, BLOWER L. H. 11658369 (19207)	EA	1	*	*	*	*	*	*			126	16
PO	5305-889-3002	SCREW, MACHINE, BLOWER MOTOR MS35206-242 (96906)	EA	4	*	*	*	*	*	*			126	17
PO	5310-982-6580	WASHER, FLAT, CUTOFF MS27183-1 (96906)	EA	2	*	*	*	*	*	*			126	18
PO	5305-984-6193	SCREW, MACHINE, CUTOFF MS35206-245 (96906)	EA	2	*	*	*	*	*	*			126	19
X20		BRACKET, MOTOR SUPPORT L. H. 11658453-1 (19207)	EA	1	*	*	*	*	*	*			126	20
PO		DECAL, WARNING 11662700 (19207)	EA	1	*	*	*	*	*	*			126	
X20		EXHAUST ASSEMBLY, R. H. 11658368 (19207)	EA	1	*	*	*	*	*	*			126	16
X20		BRACKET, MOTOR SUPPORT R.H. 11658453-2(19207)	EA	1	*	*	*	*	*	*			126	20

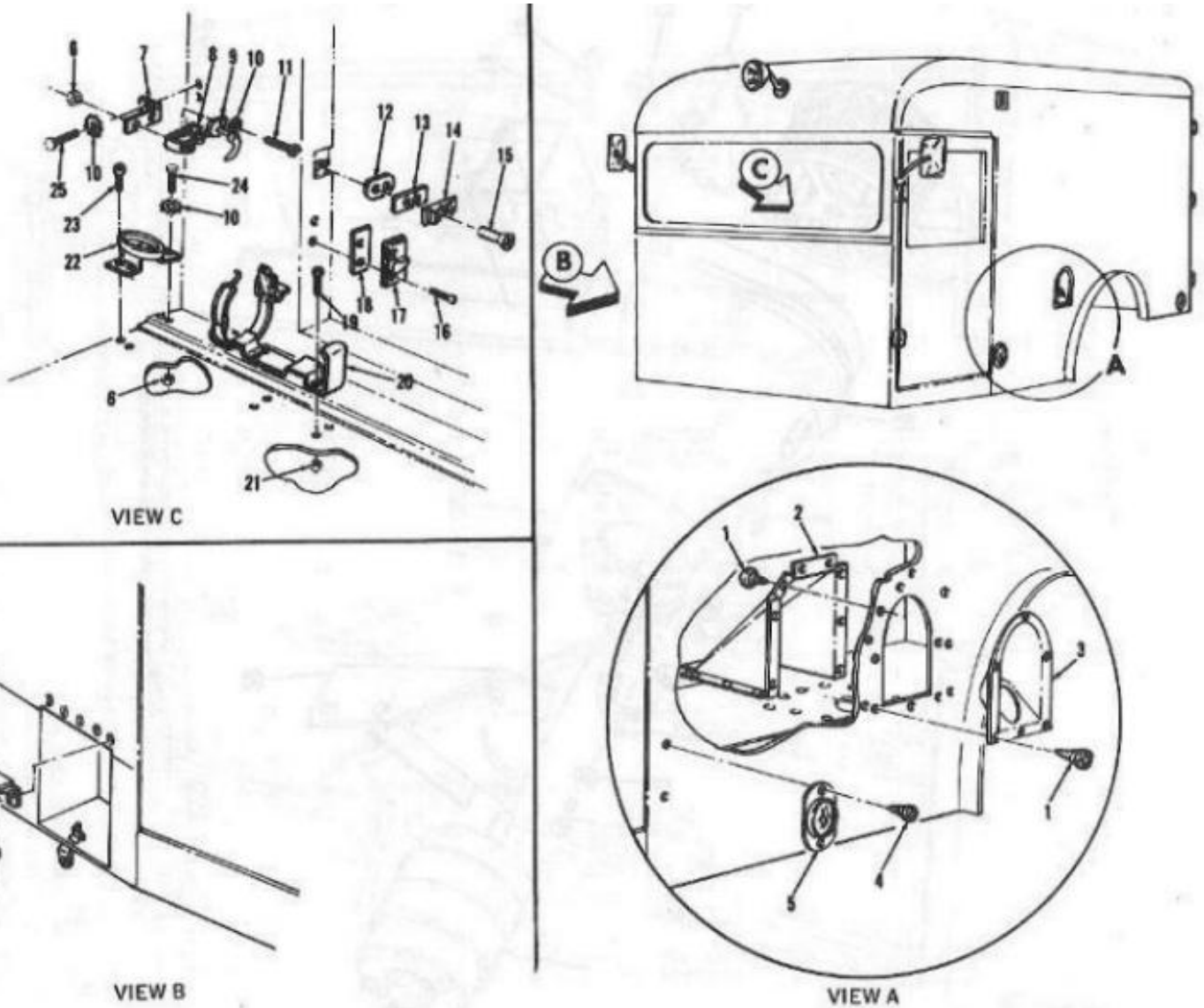


Figure 127: Ambulance Rear Compartment and Miscellaneous Items

Page 307

(1) SMR code	(2) Federal Stock Number	(3) Description Reference Number & Mfg. Code Usable on Code	(4) Unit of meas	(5) Qty inc in unit	(6) 30-day DS maint. allowance			(7) 30-day GS maint. allowance			(8) 1-yr alw per 100 equip cntgcy	(9) Depot maint alw per 100 equip	(10) Illustration	
					(a) 1-20	(b) 21-50	(c) 51-100	(a) 1-20	(b) 21-50	(c) 51-100			(a) Figure No.	(b) Item No.
		1812 SPECIAL PURPOSE BODY-AMBULANCE Continued												
PO	5305-052-8238	SCREW, MACHINE, COVER MS24617-42 (96906)	EA	16	*	*	*	*	*	*			127	1
X20		COVER, FILLER NECK 11658530 (19207)	EA	1	*	*	*	*	*	*			127	2
X20		FILLER, FUEL TANK CONNECTOR 11658572 (19207)	EA	1	*	*	*	*	*	*			127	3
PO	5305-855-0957	SCREW, MACHINE, REFLECTOR MS24629-46 (96906)	EA	12	*	*	*	*	*	*			127	4

PO	9905-202-3639	REFLECTOR, BODY, FRONT (AMBER) MS35387-2 (96906)	EA	2	*	*	*	*	*	*			127	5
PO	5310-768-0319	NUT, PLAIN, HEX, BRACKET MS51968-2 (96906)	EA	5	*	*	*	*	*	*			127	6
X20		BRACE, SUPPORT 11658238 (19207)	EA	1	*	*	*	*	*	*			127	7
X20		BRACKET, CATCH MOUNTING 8721408 (19207)	EA	1	*	*	*	*	*	*			127	8
PO	2590-043-9610	CATCH ASSEMBLY, M14 RIFLE 8712411 (19207)	EA	1	*	*	*	*	*	*			127	9
PO	5310-209-0786	WASHER, LOCK, BRACKETS AND SUPPORT BRACE MS35335-33 (96906)	EA	7	*	*	*	*	*	*			127	10
PO	5305-622-1507	SCREW, MACHINE, CATCH BRACKET MS35234-80 (96906)	EA	2	*	*	*	*	*	*			127	11
X20		SPACER, STRIKER 11658245 (19207)	EA	2	*	*	*	*	*	*			127	12
X20		SPACER, STRIKER 11658272 (19207)	EA	2	*	*	*	*	*	*			127	13
X20		STRIKER, FRONT DOOR 704862 (19207)	EA	2	*	*	*	*	*	*			127	14

					(6) 30-day DS maint. allowance			(7) 30-day GS maint. allowance					(10) Illustration	
(1) SMR code	(2) Federal Stock Number	(3) Description Reference Number & Mfg. Code Usable on Code	(4) Unit of meas	(5) Qty inc in unit	(a) 1-20	(b) 21-50	(c) 51-100	(a) 1-20	(b) 21-50	(c) 51-100	(8) 1-yr alw per 100 equip cntgcy	(9) Depot maint alw per 100 equip	(a) Figure No.	(b) Item No.
		1812 SPECIAL PURPOSE BODY-AMBULANCE Continued												
PO	5305-145-0783	SCREW, ASSEMBLED WASHER, STRIKER 11662685 (19207)	EA	4	*	*	*	*	*	*			127	15
PO		SCREW, ASSEMBLED WASHER, DOVETAIL 594436 (24617)	EA	4	*	*	*	*	*	*			127	16
X20		DOVETAIL, FRONT DOOR 7540419 (19207)	EA	2	*	*	*	*	*	*			127	17
X20		SPACER, DOVETAIL 11658228 (19207)	EA	2	*	*	*	*	*	*			127	18
PO	5305-993-2461	SCREW, MACHINE, EXTINGUISHER BRACKET MS35297-281 (96906)	EA	4	*	*	*	*	*	*			127	19
X20		BRACKET, FIRE EXTINGUISHER 10924916 (19207)	EA	1	*	*	*	*	*	*			127	20
PO	5310-957-7600	NUT, SELF-LOCKING, EXTINGUISHER BRACKET MS51922-5 (96906)	EA	4	*	*	*	*	*	*			127	21
X20		BRACKET, RIFLE MOUNTING 8712409 (19207)	EA	1	*	*	*	*	*	*			127	22

PO		SCREW, MACHINE, BRACKET MS23629-59 (96906)	EA	1	*	*	*	*	*	*			127	23
PO	5305-068-0506	SCREW, CAP, BRACKET MS90726-6 (96906)	EA	3	*	*	*	*	*	*			127	24
PO	5305-018-0024	SCREW, MACHINE, SUPPORT BRACE MS35297- 10 (96906)	EA	2	*	*	*	*	*	*			127	25
PO	5305-855-0957	SCREW, MACHINE DOOR MOUNTING MS24629-46 (96906)	EA	7	*	*	*	*	*	*			127	26
PO		SEAL DOOR, FRONT AND REAR 11658532-1 (19207)	EA	2	*	*	*	*	*	*			127	27
PO		SEAL DOOR, TOP AND BOTTOM 11658532-2 (19207)	EA	2	*	*	*	*	*	*			127	28

					(6) 30-day DS maint. allowance			(7) 30-day GS maint. allowance					(10) Illustration	
(1) SMR code	(2) Federal Stock Number	(3) Description Reference Number & Mfg. Code Usable on Code	(4) Unit of meas	(5) Qty inc in unit	(a) 1-20	(b) 21-50	(c) 51-100	(a) 1-20	(b) 21-50	(c) 51-100	(8) 1-yr alw per 100 equip cntgcy	(9) Depot maint alw per 100 equip	(a) Figure No.	(b) Item No.
		1812 SPECIAL PURPOSE BODY-AMBULANCE Continued												
X20		DOOR ASSEMBLY, TOOL COMPARTMENT 11662569 (19207)	EA	1	*	*	*	*	*	*			127	29
PO	5306-225-9081	BOLT, MACHINE, HANGER ARM MS90725-36 (96906)	EA	2	*	*	*	*	*	*			128	1
X20		BRACKET, HANGER ARM SUPPORT 11658323-2 (19207)	EA	2	*	*	*	*	*	*			128	2
X20		BRACKET, HANGER ARM SUPPORT 11658323-1 (19207)	EA	2	*	*	*	*	*	*			128	3
PO	5310-984-3806	NUT, PLAIN, HEXAGON, HANGER ARM MS51922-9 (96906)	EA	2	*	*	*	*	*	*			128	4
PO	5305-071-2241	SCREW, CAP, RETAINERS AND BRACKETS MS90725-10 (96906)	EA	42	*	*	*	*	*	*			128	5
PO	5310-582-5965	WASHER, LOCK, RETAINER AND BRACKETS MS35338-44 (96906)	EA	42	*	*	*	*	*	*			128	6
X20		RETAINER, LITTER 11658203 (19207)	EA	2	*	*	*	*	*	*			128	7
X20		BRACKET ASSEMBLY, REAR INBOARD 11658233 (19207)	EA	2	*	*	*	*	*	*			128	8
X20		HOOK AND LOOP ASSEMBLY, UTILITY 11658367 (19207)	EA	4	*	*	*	*	*	*			128	9

PO	5305-068-0502	SCREW, CAP, HOOK AND LOOP MS90725-6 (96906)	EA	8	*	*	*	*	*	*			128	10
MFO		STRAP ASSEMBLY, LITTER SUPPORT 5601313-3(19207)	EA	4									128	11
		MANUFACTURE FROM												
PF	8305-263-2479	WEBBING, COTTON, 50 IN. LG 27-W-921 (80244)	FT	V	*	*	*	*	*	*				

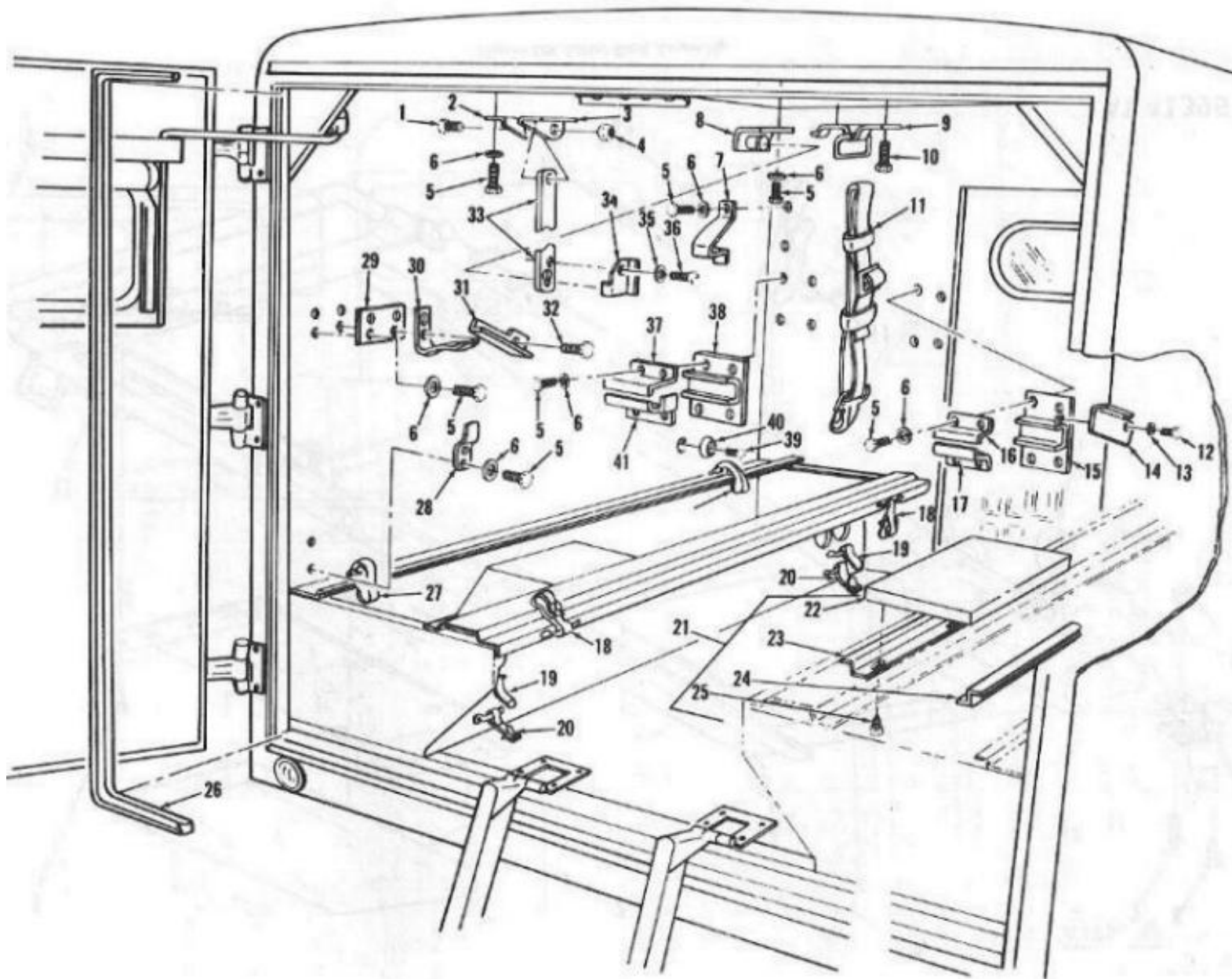


Figure 128: Litter Rack Hanger, Mounting Brackets and Related Parts

Page 310

				(6) 30-day DS maint. allowance	(7) 30-day GS maint. allowance			(10) Illustration
--	--	--	--	---	---	--	--	----------------------

(1) SMR code	(2) Federal Stock Number	(3) Description Reference Number & Mfg. Code Usable on Code	(4) Unit of meas	(5) Qty inc in unit	(a) 1-20	(b) 21-50	(c) 51-100	(a) 1-20	(b) 21-50	(c) 51-100	(8) 1-yr alw per 100 equip cntgcy	(9) Depot maint alw per 100 equip	(a) Figure No.	(b) Item No.
		1812 SPECIAL PURPOSE BODY-AMBULANCE Continued												
		STRAP ASSEMBLY, LITTER SUPPORT Continued												
PF	5340-598-3537	SNAP, STRAP 001-1-1-2 (76786)	EA	1	*	*	*	*	*	*				
PF	5340-878-8827	SLIDE, STRAP 585852 (00000)	EA	1	*	*	*	*	*	*				
PF	5340-333-6060	CLIP, STRAP MS51926-5 (96906)	EA	1	*	*	*	*	*	*				
PO		SCREW, MACHINE, COVER PLATE 155113 (24617)	EA	2	*	*	*	*	*	*			128	12
PO	5310-045-3296	WASHER, LOCK, COVER PLATE MS35338-43 (96906)	EA	2	*	*	*	*	*	*			128	13
X20		PLATE, COVER, L. H. RETAINER 11658191-2 (19207)	EA	1	*	*	*	*	*	*			128	14
PO	2510-502-5512	PLATE, COVER, R. H. RETAINER 11658191-1 (19207)	EA	1	*	*	*	*	*	*			128	14
X20		HOUSING ASSEMBLY, INBOARD BALL JOINT L. H. 11658363-1 (19207)	EA	1	*	*	*	*	*	*			128	15
X20		HOUSING ASSEMBLY, INBOARD BALL JOINT, R. H. 11658363-2 (19207)	EA	1	*	*	*	*	*	*			128	15
X20		RETAINER, UPPER LEFT HAND 11658192-1 (19207)	EA	1	*	*	*	*	*	*			128	16
X20		RETAINER, UPPER RIGHT HAND 11658192-2 (19207)	EA	1	*	*	*	*	*	*			128	16
X20		RETAINER, LOWER LEFT HAND 11658194-1 (19207)	EA	1	*	*	*	*	*	*			128	17
X20		RETAINER, LOWER RIGHT HAND 11658194-2 (19207)	EA	1	*	*	*	*	*	*			128	17

(1) SMR code	(2) Federal Stock Number	(3) Description Reference Number & Mfg. Code Usable on Code	(4) Unit of meas	(5) Qty inc in unit	(6) 30-day DS maint. allowance	(7) 30-day GS maint. allowance	(8) 1-yr alw per 100 equip cntgcy	(9) Depot maint alw per 100 equip	(10) Illustration	(a) Figure No.	(b) Item No.
		1812 SPECIAL PURPOSE BODY-AMBULANCE Continued									
MFO		STRAP ASSEMBLY, LITTER HANDLE 11658584-2 (19207)	EA	6						128	18
		MANUFACTURE FROM									

PF	8305-263-2479	WEBBING, COTTON, 20 IN. REQUIRED 27-W-921 (80244)	FT	V	*	*	*	*	*	*				
PF		BUCKLE, STRAP 11658579 (19207)	EA	1	*	*	*	*	*	*				
PF	5340-333-6060	CLIP, STRAP MS1926-5 (96906)	EA	1	*	*	*	*	*	*				
MFO		STRAP ASSEMBLY, UPPER HOLDDOWN 11658554 (19207)	EA	1									128	19
		MANUFACTURE FROM												
PF	8305-263-2479	WEBBING, COTTON, 15 IN. REQUIRED 27-W-921 (80244)	FT	V	*	*	*	*	*	*				
PF	5340-333-6060	CLIP, STRAP MS51926-5 (19207)	EA	1	*	*	*	*	*	*				
MFO		STRAP ASSEMBLY, RACK STOWAGE 11658585 (19207)	EA	1									128	20
PF	8305-263-2479	WEBBING, COTTON, 9-1/2 IN. 27-W-921 (80244)	FT	V	*	*	*	*	*	*				
X20		SEAT ASSEMBLY, PATIENT S 11658000 (19207)	EA	6	*	*	*	*	*	*			128	21
PO		CUSHION ASSEMBLY, SEAT 11657993 (19207)	EA	1	*	*	*	*	*	*			128	22
X20		SUPPORT, SEAT, UPPER 11658444 (19207)	EA	1	*	*	*	*	*	*			128	23
X20		SUPPORT, SEAT, LOWER 11658485 (19207)	EA	1	*	*	*	*	*	*			128	24

					(6) 30-day DS maint. allowance			(7) 30-day GS maint. allowance					(10) Illustration	
(1) SMR code	(2) Federal Stock Number	(3) Description Reference Number & Mfg. Code Usable on Code	(4) Unit of meas	(5) Qty inc in unit	(a) 1-20	(b) 21-50	(c) 51-100	(a) 1-20	(b) 21-50	(c) 51-100	(8) 1-yr alw per 100 equip cntgcy	(9) Depot maint alw per 100 equip	(a) Figure No.	(b) Item No.
		1812 SPECIAL PURPOSE BODY AMBULANCE Continued												
		SEAT ASSEMBLY, PATIENT S Continued												
PO	5305-988-1725	SCREW MACHINE, SUPPORT 155348 (24617)	EA	4	*	*	*	*	*	*			128	25
MFO		STRAP ASSEMBLY, LITTER HANDLE 11658584-1 (19207)	EA	4									128	27
		MANUFACTURE FROM												
PF	8305-263-2479	WEBBING, COTTON, 17 IN. REQUIRED 27-W-921 (80244)	FT	V	*	*	*	*	*	*				
PF		BUCKLE, STRAP 11658579 (19207)	EA	1	*	*	*	*	*	*				

PF	5340-333-6060	CLIP, STRAP MS51926-5 (96906)	EA	1	*	*	*	*	*	*				
X20		RETAINER, LITTER RACK STOWAGE 11658202 (19207)	EA	2	*	*	*	*	*	*			128	28
X20		SPACER, WALL HOOK 11658210 (19207)	EA	2	*	*	*	*	*	*			128	29
X20		HOOK, WALL, LITTER RACK 11658348 (19207)	EA	2	*	*	*	*	*	*			128	30
X20		LATCH, WALL HOOK, L. H. 11658332-1 (19207)	EA	1	*	*	*	*	*	*			128	31
X20		LATCH, WALL HOOK, R. H. 11658332-2 (19207)	EA	1	*	*	*	*	*	*			128	31
PO		SCREW, CAP, HANGER ARM LATCH 11658093 (19207)	EA	2	*	*	*	*	*	*			128	32
X20		ARM, LITTER RACK HANGER 11658324 (19207)	EA	2	*	*	*	*	*	*			128	33
X20		LATCH, HANGER ARM, L. H. 11658198-1 (19207)	EA	1	*	*	*	*	*	*			128	34
			EA		*	*	*	*	*	*				

					(6) 30-day DS maint. allowance			(7) 30-day GS maint. allowance					(10) Illustration	
(1) SMR code	(2) Federal Stock Number	(3) Description Reference Number & Mfg. Code Usable on Code	(4) Unit of meas	(5) Qty inc in unit	(a) 1-20	(b) 21-50	(c) 51-100	(a) 1-20	(b) 21-50	(c) 51-100	(8) 1-yr alw per 100 equip cntgcy	(9) Depot maint alw per 100 equip	(a) Figure No.	(b) Item No.
		1812 SPECIAL PURPOSE BODY AMBULANCE Continued												
X20		LATCH, HANGER ARM, R. H. 11658198-2 (19207)	EA	1	*	*	*	*	*	*			128	34
PO	5310-045-3299	WASHER, LOCK, WALL HOOK LATCH MS35338-42 (96906)	EA	2	*	*	*	*	*	*			128	35
PO	5305-984-6189	SCREW, MACHINE, WALL HOOK LATCH MS35206-241 (96906)	EA	2	*	*	*	*	*	*			128	36
X20		RETAINER, UPPER LEFT HAND 11658322-2 (19207)	EA	1	*	*	*	*	*	*			128	37
X20		RETAINER, UPPER RIGHT HAND 11658322-1 (19207)	EA	1	*	*	*	*	*	*			128	37
X20		HOUSING ASSEMBLY, OUTBOARD 11658366 (19207)	EA	2	*	*	*	*	*	*			128	38
PO	5305-583-0628	SCREW, MACHINE, BUMPER MS24617-21 (96906)	EA	4	*	*	*	*	*	*			128	39
X20		BUMPER, LITTER 11662692 (19207)	EA	4	*	*	*	*	*	*			128	40
X20		RETAINER, OUTBOARD LOWER 11658204 (19207)	EA	2	*	*	*	*	*	*			128	41
X20		RACK ASSEMBLY, LITTER, L. H. 11658540-1 (19207)	EA	1	*	*	*	*	*	*			129	

PO	5305-879-7941	SCREW, MACHINE, SEAT BACK MOUNTING MS24617-31 (96906)	EA	24	*	*	*	*	*	*			129	1
X20		BACK ASSEMBLY, SEAT 11658509(19207)	EA	3	*	*	*	*	*	*			129	2
X1		PAD ASSEMBLY, SEAT BACK 11658518 (19207)	EA	1									129	3
X1		PANEL, SEAT BACK 11658437(19207)	EA	1									129	4

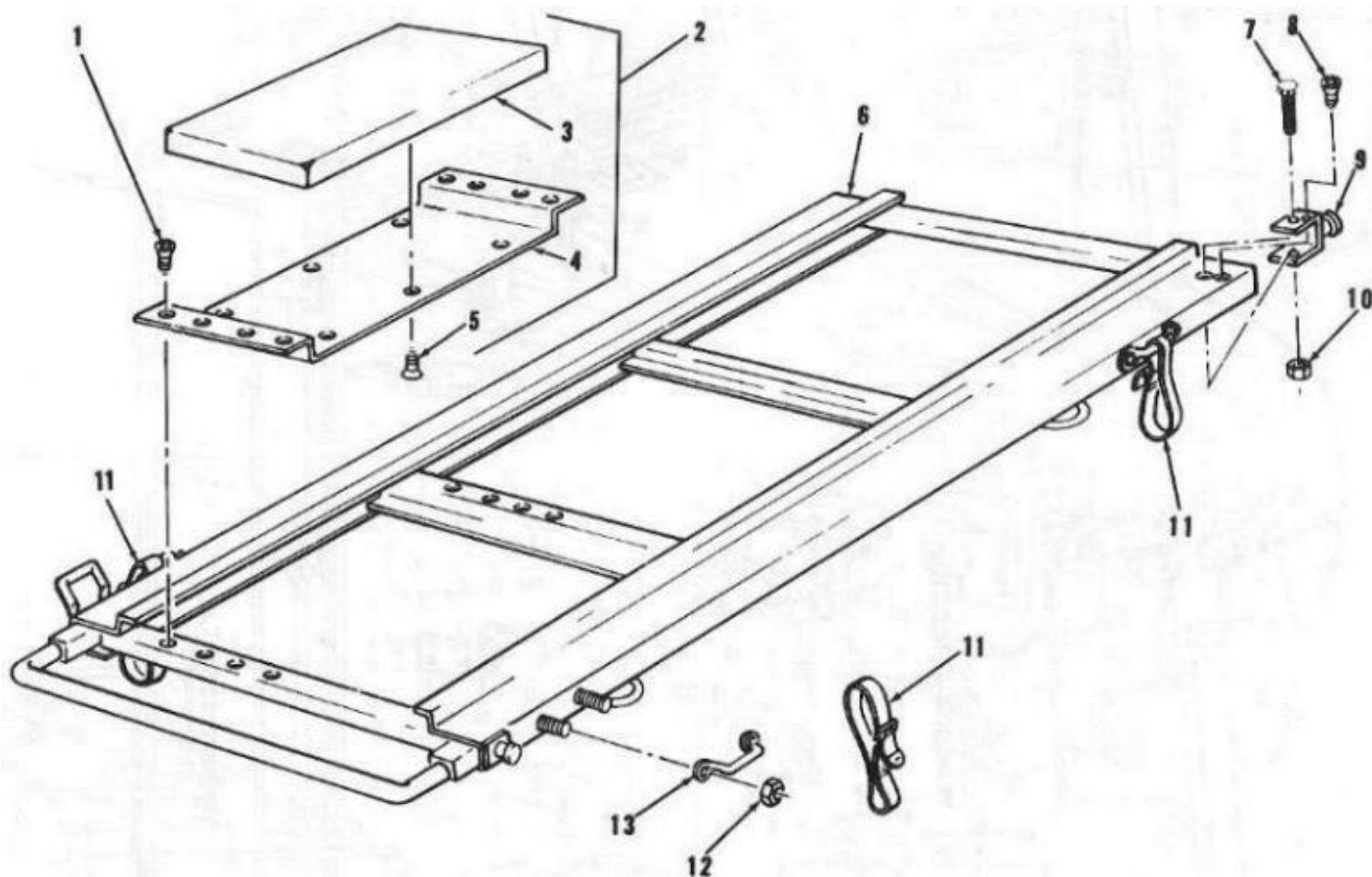


Figure 129: Litter Rack Assembly

Page 314

(1) SMR code	(2) Federal Stock Number	(3) Description Reference Number & Mfg. Code Usable on Code	(4) Unit of meas	(5) Qty inc in unit	(6) 30-day DS maint. allowance			(7) 30-day GS maint. allowance			(8) 1-yr alw per 100 equip cntgcy	(9) Depot maint alw per 100 equip	(10) Illustration	
					(a)	(b)	(c)	(a)	(b)	(c)			(a) Figure No.	(b) Item No.
		1812 SPECIAL PURPOSE BODY AMBULANCE Continued												
		BACK ASSEMBLY, SEAT Continued												
		PANEL SEAT BACK Continued												

PO		SCREW MACHINE, PAD MOUNTING MS24617-32 (96906)	EA	6	*	*	*	*	*	*			129	5
X20		FRAME ASSEMBLY, RACK 11658570-1 (19207)	EA	1	*	*	*	*	*	*			129	6
PO	5305-071-2237	SCREW, CAP, BALL JOINT MS90725-14 (96906)	EA	2	*	*	*	*	*	*			129	7
PO	5305-052-6923	SCREW, MACHINE, BALL JOINT MS24629-59 (96906)	EA	2	*	*	*	*	*	*			129	8
X20		BALL JOINT ASSEMBLY, INBOARD 11658222 (19207)	EA	1	*	*	*	*	*	*			129	9
X20		BALL JOINT ASSEMBLY, OUTBOARD 11658219 (19207)	EA	1	*	*	*	*	*	*			129	9
PO	5310-088-1251	NUT, SELF-LOCKING, BALL JOINT MS51922-1 (96906)	EA	2	*	*	*	*	*	*			129	10
MFO		STRAP ASSEMBLY, LITTER HANDLE 11658584-2 (19207)	EA	6									129	11
		MANUFACTURE FROM												
PF	8305-263-2479	WEBBING, COTTON, 20 IN. REQUIRED 27-W-921 (80244)	FT	V	*	*	*	*	*	*				
PF		BUCKLE, STRAP 11658579 (19207)	EA	1	*	*	*	*	*	*				
PO	5310-934-9758	NUT, PLAIN, HEX, FOOTMAN LOOP MS35649-202 (96906)	EA	6	*	*	*	*	*	*			129	12
PO	5340-229-0340	LOOP, FOOTMAN, LITTER STRAP MS51939-3 (96906)	EA	3	*	*	*	*	*	*			129	13

					(6) 30-day DS maint. allowance			(7) 30-day GS maint. allowance					(10) Illustration	
(1) SMR code	(2) Federal Stock Number	(3) Description Reference Number & Mfg. Code Usable on Code	(4) Unit of meas	(5) Qty inc in unit	(a) 1-20	(b) 21-50	(c) 51-100	(a) 1-20	(b) 21-50	(c) 51-100	(8) 1-yr alw per 100 equip cntgcy	(9) Depot maint alw per 100 equip	(a) Figure No.	(b) Item No.
		1812 SPECIAL PURPOSE BODY AMBULANCE Continued												
X20		RACK ASSEMBLY, LITTER, R. H. 11658540-2 (19207)	EA	1	*	*	*	*	*	*			129	
X20		FRAME ASSEMBLY, LITTER RACK 11658570-2 (19207)	EA	1	*	*	*	*	*	*			129	6
PO	7690-405-0237	DECAL, AMBULANCE, RED CROSS 11658187-2 (19207)	EA	1	*	*	*	*	*	*				
PO	7690-405-0227	DECAL, AMBULANCE, RED CROSS, FRONT 11658186 (19207)	EA	1	*	*	*	*	*	*				
PO	7690-431-8336	DECAL, SIDE PANEL, RED CROSS 11658187-1(19207)	EA	2	*	*	*	*	*	*				
PF		FILLER, WINDSHIELD SEAL 8828272 (19207)	EA	1	*	*	*	*	*	*			130	1

PF	5330-143-8565	SEAL, WINDSHIELD GLASS 11662611 (19207)	EA	1	*	*	*	*	*	*			130	2
PF	9340-179-7247	GLASS, WINDSHIELD 11658354 (19207)	EA	1	*	*	*	*	*	*			130	3
X20		PANEL, COWLING, R. H. 11658485-2 (19207)	EA	1	*	*	*	*	*	*			130	4
X20		PANEL COWLING, L. H. 11658485-1 (19207)	EA	1	*	*	*	*	*	*			130	4
X1		RIVET, TUBULAR, PANEL MIL-R-24243/1A602 (81349)	EA	14									130	5
PO	5310-088-1251	NUT, SELF-LOCKING, BRACKET MOUNTING MS51922-1 (96906)	EA	3	*	*	*	*	*	*			130	6
X20		BRACKET, COWL AND INSTRUMENT PANEL MOUNTING 11658266 (19207)	EA	3	*	*	*	*	*	*			130	7
X20		DEFLECTOR, AIR 11658306 (19207)	EA	2	*	*	*	*	*	*			130	8

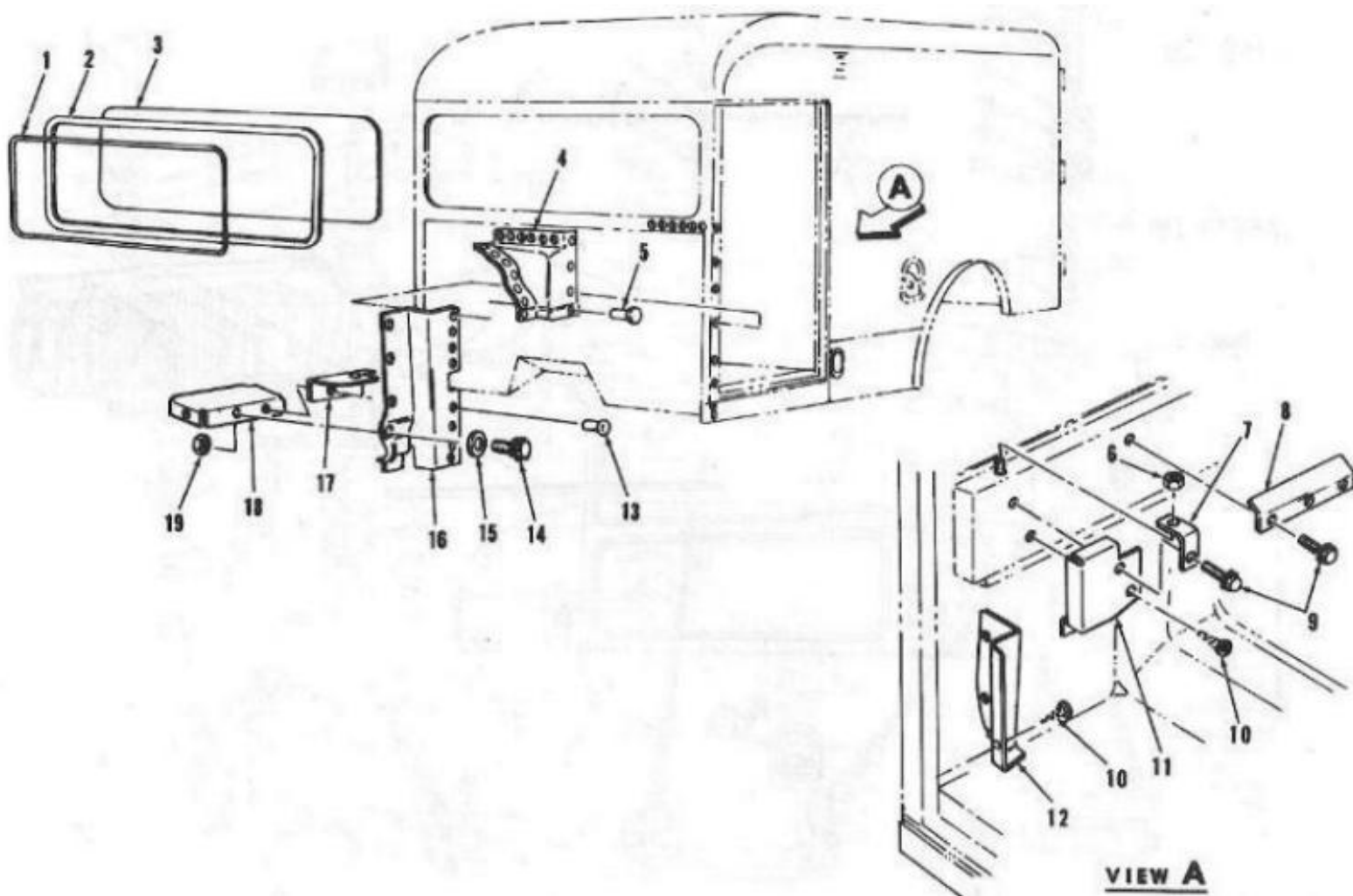


Figure 130: Windshield, Front End Panels and Related Parts

Page 316

				(6) 30-day DS maint. allowance	(7) 30-day GS maint. allowance			(10) Illustration
--	--	--	--	---	---	--	--	----------------------

(1) SMR code	(2) Federal Stock Number	(3) Description Reference Number & Mfg. Code Usable on Code	(4) Unit of meas	(5) Qty inc in unit	(a) 1-20	(b) 21-50	(c) 51-100	(a) 1-20	(b) 21-50	(c) 51-100	(8) 1-yr alw per 100 equip cntgcy	(9) Depot maint alw per 100 equip	(a) Figure No.	(b) Item No.
		1812 SPECIAL PURPOSE BODY AMBULANCE Continued												
PO	5306-018-6493	SCREW, ASSEMBLED WASHER, DEFLECTOR AND BRACKET MOUNTING 186493 (24617)	EA	7	*	*	*	*	*	*			130	9
PO	5305-052-8238	SCREW, MACHINE, FILLER AND PANEL MS24617-42 (96906)	EA	13	*	*	*	*	*	*			130	10
X20		PANEL, COWL SIDE, L. H. 11658343-1 (19207)	EA	1	*	*	*	*	*	*			130	11
X20		PANEL, COWL, SIDE, R. H. 11658343-2 (19207)	EA	1	*	*	*	*	*	*			130	11
X20		PANEL, PILLAR, L.H. 11658426-1 (19207)	EA	1	*	*	*	*	*	*			130	12
X20		PANEL,PILLAR,R.H. 1158426-2 (19207)	EA	1	*	*	*	*	*	*			130	12
X1		RIVET, TUBULAR, PANEL MIL-R24243/A604 (81349)	EA	34									130	13
PO	5306-018-7993	SCREW, ASSEMBLED WASHER, PANEL 187993 (24617)	EA	8	*	*	*	*	*	*			130	14
PO	5310-595-6326	WASHER, FLAT, PANEL MS27183-13 (96906)	EA	8	*	*	*	*	*	*			130	15
X20		PANEL,FRONT END,L.H. 11658483-1(19207)	EA	1	*	*	*	*	*	*			130	16
X20		PANEL, FRONT END, R.H. 11658483-2(19207)	EA	1	*	*	*	*	*	*			130	16
X20		FILLER,FENDER,R.H. 11658450-2 (19207)	EA	1	*	*	*	*	*	*			130	17
X20		FILLER,FENDER,L.H. 11658450-1 (19207)	EA	1	*	*	*	*	*	*			130	17

(1) SMR code	(2) Federal Stock Number	(3) Description Reference Number & Mfg. Code Usable on Code	(4) Unit of meas	(5) Qty inc in unit	(6) 30-day DS maint. allowance	(7) 30-day GS maint. allowance	(8) 1-yr alw per 100 equip cntgcy	(9) Depot maint alw per 100 equip	(10) Illustration	(a) Figure No.	(b) Item No.
		1812 SPECIAL PURPOSE BODY AMBULANCE Continued									
X20		PANEL, FRONT END, L. H. 11658300-1 (19207)	EA	1	*	*	*	*	*	130	18
X20		PANEL,FRONT END,R.H. 11658300-2 (19207)	EA	1	*	*	*	*	*	130	18

PO	5310-984-3806	NUT, SELF-LOCKING, HEXAGON, PANEL MS51922-9 (96906)	EA	2	*	*	*	*	*	*			130	19
X1		FRONT END ASSEMBLY 11658065 (19207)	EA	1									131	1
PO		SEAL, WEATHERSTRIP, WINDSHIELD TO COWL 11658373 (19207)	EA	1	*	*	*	*	*	*			131	2
X1		REAR COMPARTMENT ASSEMBLY 11658069 (19207)	EA	1									131	3
PO	5310-088-1251	NUT, SELF-LOCKING, FRONT END TO REAR COMPARTMENT MS51922-1 (96906)	EA	32	*	*	*	*	*	*			131	4
PO	5310-627-6128	WASHER, LOCK, REAR COMPARTMENT TO FRONT END MS35335-35 (96906)	EA	8	*	*	*	*	*	*			131	5
PO	5305-269-3208	SCREW, CAP, REAR COMPARTMENT TO FRONT END MS90725-57 (96906)	EA	8	*	*	*	*	*	*			131	6
PO	5305-068-0506	SCREW, CAP, REAR COMPARTMENT TO FRONT END MS90725-6 (19207)	EA	32	*	*	*	*	*	*			131	7
PO	5306-151-6247	BOLT, BODY MOUNTING 11640936 (19207)	EA	2	*	*	*	*	*	*			132	1
PO	5310-159-6222	WASHER, BODY MOUNTING 11657375-1 (19207)	EA	6	*	*	*	*	*	*			132	2
PO	2590-453-8854	SPRING, BODY MOUNTING 11657374 (19207)	EA	2	*	*	*	*	*	*			132	3

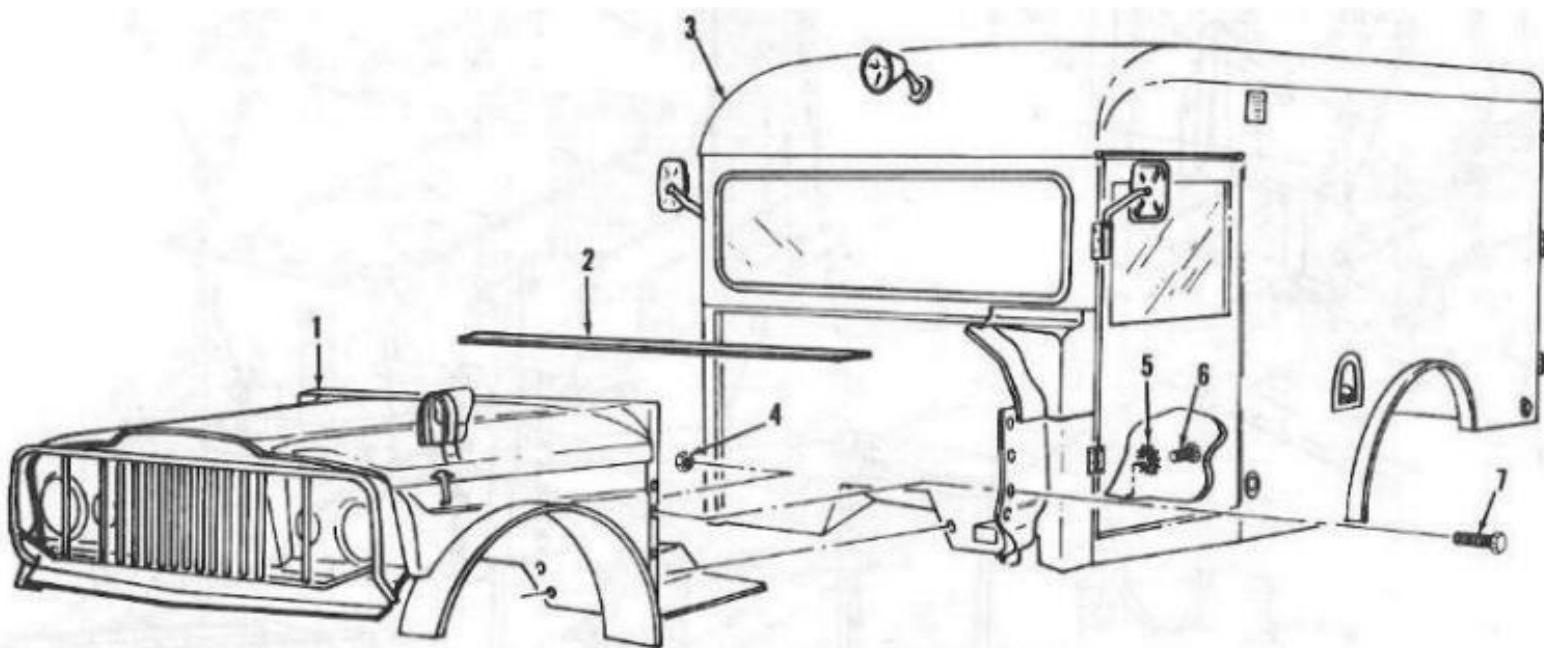


Figure 131: Front End, Rear Compartment and Related Parts

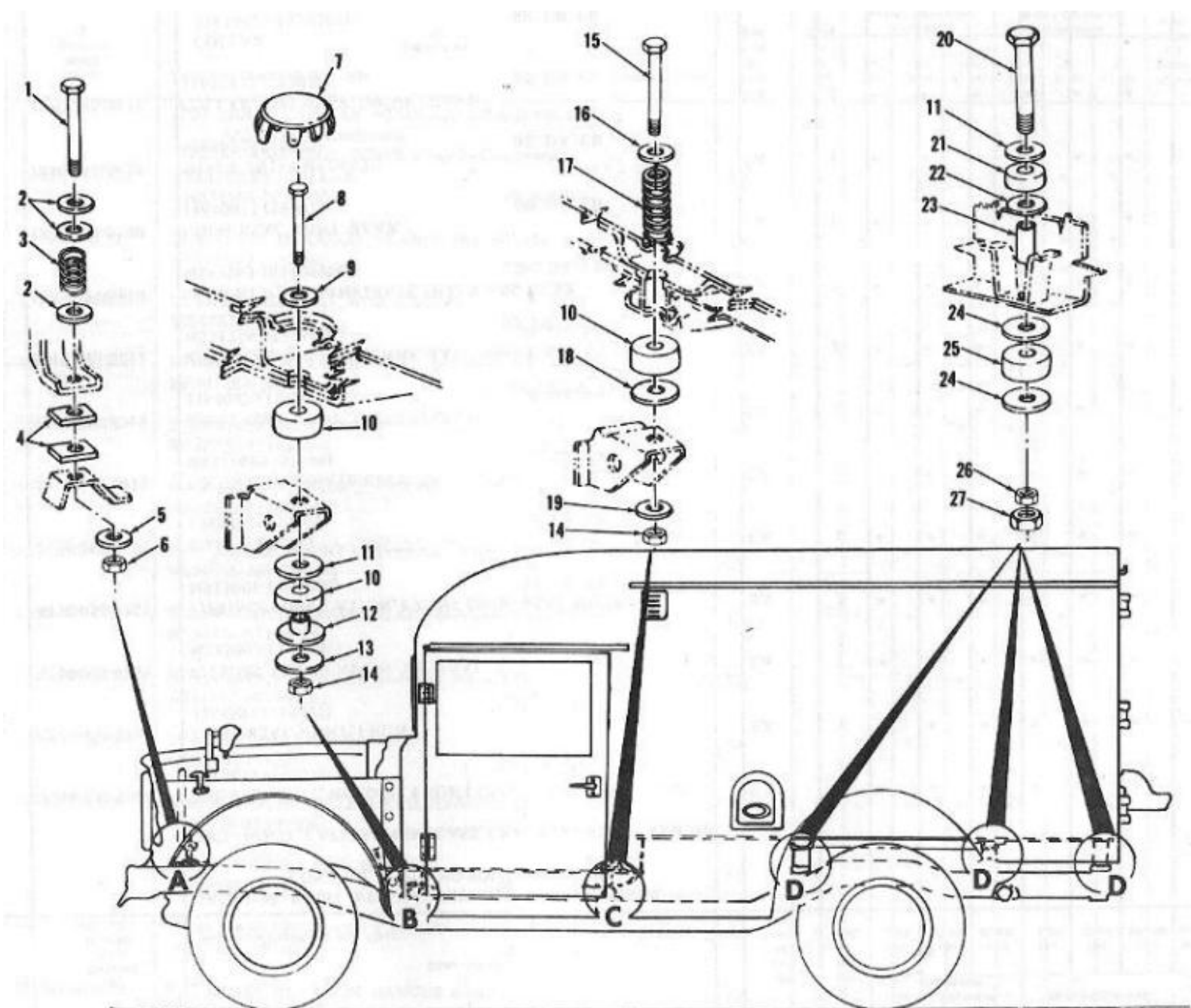


Figure 132: Ambulance Body Mounting Parts

Page 318

(1) SMR code	(2) Federal Stock Number	(3) Description Reference Number & Mfg. Code Usable on Code	(4) Unit of meas	(5) Qty inc in unit	(6) 30-day DS maint. allowance			(7) 30-day GS maint. allowance			(8) 1-yr alw per 100 equip cntgcy	(9) Depot maint alw per 100 equip	(10) Illustration	
					(a)	(b)	(c)	(a)	(b)	(c)			(a) Figure No.	(b) Item No.
		1812 SPECIAL PURPOSE BODY AMBULANCE Continued												
X20		SPACER, BODY MOUNTING 7607514 (19207) CA	EA	4	*	*	*	*	*	*			132	4

PO	5310-809-5997	WASHER, FLAT, BODY MOUNTING MS27183-17 (19207) CA	EA	2	*	*	*	*	*	*			132	5
PO	5310-857-5561	NUT, SELF-LOCKING, BODY MOUNTING MS21045C7 (96906) CA	EA	2	*	*	*	*	*	*			132	6
PO	5340-454-5317	PLUG, BUTTON 432449 (24617) CA	EA	2	*	*	*	*	*	*			132	7
PO	5305-269-2811	SCREW, CAP, BODY MOUNTING MS90726-67 (96906) CA	EA	2	*	*	*	*	*	*			132	8
PO	5310-865-6073	WASHER, BODY MOUNTING MS21306-1 (96906) CA	EA	2	*	*	*	*	*	*			132	9
X20		SPACER, BODY MOUNTING 11657559 (19207) CA	EA	6	*	*	*	*	*	*			132	10
PO	5310-514-8078	WASHER, BODY MOUNTING 11657375-5 (19207) CA, EA, EB	EA	8	*	*	*	*	*	*			132	11
X20		WASHER ASSEMBLY, BODY MOUNTING 11657828 (19207) CA	EA	2	*	*	*	*	*	*			132	12
PO		WASHER, BODY MOUNTING 11657375-3 (19207) CA	EA	2	*	*	*	*	*	*			132	13
PO	5310-959-1488	NUT, SELF-LOCKING, BODY MOUNTING MS51922-21 (96906) CA	EA	4	*	*	*	*	*	*			132	14
PO	5310-209-0955	SCREW, CAP, BODY MOUNTING 107268 (28528) CA	EA	2	*	*	*	*	*	*			132	15
PO	5310-456-9146	WASHER, BODY MOUNTING 11657375-2 (19207) CA	EA	2	*	*	*	*	*	*			132	16
PO	2510-456-9151	SPRING, BODY MOUNTING 11657962 (19207) CA	EA	2	*	*	*	*	*	*			132	17

					(6) 30-day DS maint. allowance			(7) 30-day GS maint. allowance					(10) Illustration	
(1) SMR code	(2) Federal Stock Number	(3) Description Reference Number & Mfg. Code Usable on Code	(4) Unit of meas	(5) Qty inc in unit	(a) 1-20	(b) 21-50	(c) 51-100	(a) 1-20	(b) 21-50	(c) 51-100	(8) 1-yr alw per 100 equip cntgcy	(9) Depot maint alw per 100 equip	(a) Figure No.	(b) Item No.

		1812 SPECIAL PURPOSE BODY AMBULANCE Continued												
X20		WASHER, BODY MOUNTING 11657827(19207) CA	EA	2	*	*	*	*	*	*			132	18
PO	5310-461-2888	WASHER, BODY MOUNTING 7404151 (19207) CA	EA	2	*	*	*	*	*	*			132	19
PO	5305-071-1773	SCREW, CAP, HEXAGON HEAD, BODY MOUNTING MS90725-120 (96906) CA	EA	6	*	*	*	*	*	*			132	20
X20		SPACER, BODY MOUNTING 11657676-1 (19207) CA	EA	6	*	*	*	*	*	*			132	21
PO	5310-159-6268	WASHER, BODY MOUNTING 11657375-6 (19207) CA	EA	6	*	*	*	*	*	*			132	22
PO	5365-159-6902	SPACER, BODY MOUNTING 11640883 (19207) CA	EA	6	*	*	*	*	*	*			132	23
PO	5310-159-6224	WASHER, BODY MOUNTING 11657375-7(19207) CA	EA	12	*	*	*	*	*	*			132	24
X20		SPACER, BODY MOUNTING 11658199 (19207) CA	EA	6	*	*	*	*	*	*			132	25
PO	5310-834-8732	NUT, HEXAGON, BODY MOUNTING MS35691-33 (96906) CA	EA	6	*	*	*	*	*	*			132	26
PO	5310-768-0318	NUT, HEXAGON, BODY MOUNTING MS51967-14 (96906) CA	EA	6	*	*	*	*	*	*			132	27
PO	2540-933-3543	CURTAIN SET, BLACKOUT 5704425 (19207) CA	EA	1	*	*	*	*	*	*				
		COMPOSED OF:												
X1		CURTAIN ASSEMBLY, REAR DOOR 11658581 (19207)	EA	1									121	24
X1		CURTAIN ASSEMBLY, PARTITION 11658580 (19207)	EA	1									120	3

GROUP 20 Hoist, Winch Capstan, Windlass, Power Control Unit and Power Take-off

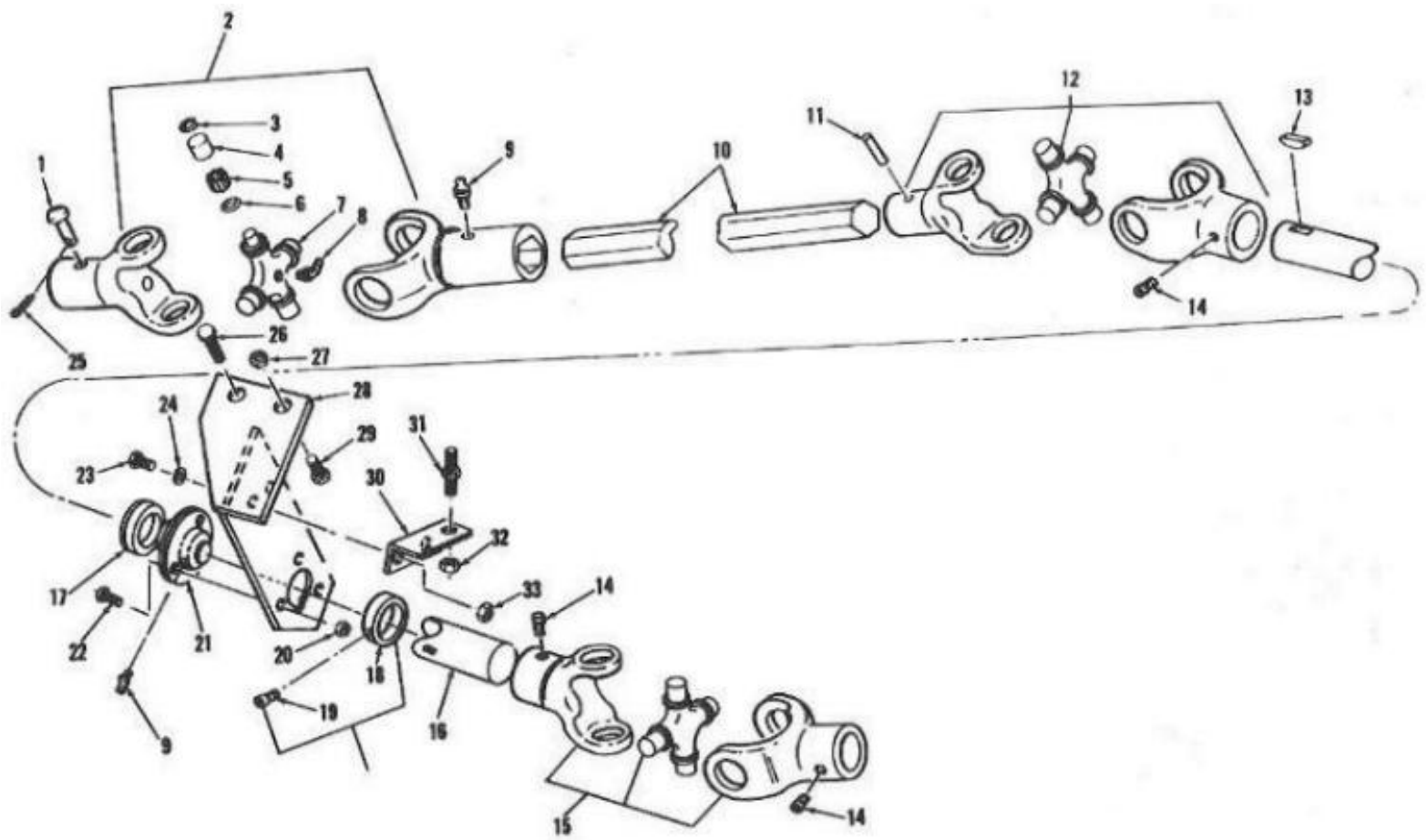


Figure 133: Winch Drive Shafts

Page 356

(1) SMR code	(2) Federal Stock Number	(3) Description Reference Number & Mfg. Code Usable on Code	(4) Unit of meas	(5) Qty inc in unit	(6) 30-day DS maint. allowance			(7) 30-day GS maint. allowance			(8) 1-yr alw per 100 equip cntgcy	(9) Depot maint alw per 100 equip	(10) Illustration	
					(a) 1-20	(b) 21-50	(c) 51-100	(a) 1-20	(b) 21-50	(c) 51-100			(a) Figure No.	(b) Item No.
		GROUP 20-HOIST, WINCH CAPSTAN, WINDLASS, POWER CONTROL UNIT AND POWER TAKE-OFF												
		2001-HOIST, CAPSTAN WINDLASS, CRANE OR WINCH ASSEMBLY												
PO	5315-935-9084	PIN, STRAIGHT, HEADED, FRONT UNIVERSAL JOINT 7745632 (19207) BB, DB, EB	EA	1	*	*	*	*	*	*			133	1
PO	2520-484-0768	UNIVERSAL JOINT, FRONT 11640827 (19207) BB, DB, EB	EA	1	*	*	*	*	*	*			133	2
PO	4730-050-4208	FITTING, LUBRICATION, JOURNAL MS15003-1 (96906)	EA	3	*	*	*	*	*	*			133	8

PO	4730-050-4203	FITTING, LUBRICATION, FRONT UNIVERSAL JOINT MS 15001-I (96906) BB, DB, EB	EA	2	*	*	*	*	*	*			133	9
PO	2590-248-0639	SHAFT, FRONT 11657025 (19207) BB, DB, EB	EA	1	*	*	*	*	*	*			133	10
PO	5315-664-8075	PIN, INTERMEDIATE UNIVERSAL JOINT MS 171689 (81349) BB, DB, EB	EA	1	*	*	*	*	*	*			133	11
PO	2520-484-0769	UNIVERSAL JOINT, INTERMEDIATE 11640835 (19207) BB, DB, EB	EA	1	*	*	*	*	*	*			133	12
PO	5315-021-8211	KEY, WOODRUFF INTERMEDIATE SHAFT AND REAR MS35756-35 (96906) BB, DB, EB	EA	2	*	*	*	*	*	*			133	13
PO	5305-724-6810	SETSCREW, INTERMEDIATE SHAFT AND REAR MS51963-101 (96906) BB, DB, EB	EA	2	*	*	*	*	*	*			133	14
PO	2520-487-3780	UNIVERSAL JOINT REAR 11640813 (19207) BB, DB, EB	EA	1	*	*	*	*	*	*			133	15
PO	2590-248-0638	SHAFT, INTERMEDIATE 11650726 (19207) BB, DB, EB	EA	1	*	*	*	*	*	*			133	16
PO	2590-248-0637	COLLAR ASSEMBLY, DRIVE SHAFT 11657422 (19207) BB, DB, EB	EA	2	*	*	*	*	*	*			133	17
X1		COLLAR 11656422-1 (19207) BB, DB, EB	EA	1									133	18

					(6) 30-day DS maint. allowance			(7) 30-day GS maint. allowance					(10) Illustration	
(1) SMR code	(2) Federal Stock Number	(3) Description Reference Number & Mfg. Code Usable on Code	(4) Unit of meas	(5) Qty inc in unit	(a) 1-20	(b) 21-50	(c) 51-100	(a) 1-20	(b) 21-50	(c) 51-100	(8) 1-yr alw per 100 equip cntgcy	(9) Depot maint alw per 100 equip	(a) Figure No.	(b) Item No.
		2001-HOIST, CAPSTAN, WINDLASS, CRANE OR WINCH ASSEMBLY Continued												
		COLLAR ASSEMBLY, DRIVE SHAFT Continued												

PO	5305-724-5822	SETSCREW, COLLAR MS51964-79 (96906) BB, DB, EB	EA	1	*	*	*	*	*	*			133	19
PO	5310-044-2823	NUT, PLAIN, HEXAGON, FLANGE MOUNTING MS51943-31 (96906) BB, DB, EB	EA	3	*	*	*	*	*	*			133	20
PO	2590-248-0635	FLANGE ASSEMBLY, WINCH DRIVE 11640828(19207) BB, DB, EB	EA	1	*	*	*	*	*	*			133	21
PO	5305-068-0502	SCREW, CAP, HEXAGON HEAD, FLANGE TO BRACKET MS90725-6 (96906) BB, DB, EB	EA	3	*	*	*	*	*	*			133	22
PO	5306-225-9087	SCREW, CAP, HEXAGON HEAD, BRACE TO HANGER BRACKET MS90726-32 (96906) BB, DB, EB	EA	2	*	*	*	*	*	*			133	23
PO	5310-081-4219	WASHER, FLAT, BRACE TO HANGER BRACKET MS27183-12 (96906) BB, DB, EB	EA	2	*	*	*	*	*	*			133	24
PO	5315-842-3044	PIN, COTTER, FRONT UNIVERSAL JOINT PIN MS24665-283 (96906)	EA	1	*	*	*	*	*	*			133	25
PO	5305-269-2806	SCREW, CAP, HEXAGON HEAD, HANGER BRACKET MS90726-63 (96906) BB, DB, EB	EA	1	*	*	*	*	*	*			133	26
PO	5310-814-0672	NUT, PLAIN, HEXAGON, HANGER BRACKET MS51943-36 (96906) BB, DB, EB	EA	1	*	*	*	*	*	*			133	27
PO	2590-248-0769	BRACKET, BEARING HANGER 11657027 (19207) BB, DB, EB	EA	1	*	*	*	*	*	*			133	28
PO	5305-071-2055	SCREW, CAP, HEXAGON HEAD, HANGER BRACKET MS90726-89 (96906) BB, DB, EB	EA	1	*	*	*	*	*	*			133	29
X20		BRACE, HANGER BRACKET 11657035 (19207) BB, DB, EB	EA	1	*	*	*	*	*	*			133	30
PO	5307-159-6275	STUD, HANGER BRACKET BRACE 11657030 (19207) BB, DB, EB	EA	1	*	*	*	*	*	*			133	31
PO	5310-814-0673	NUT, PLAIN, HEXAGON, HANGER BRACKET BRACE MS51943-33 (96906) BB, DB, EB	EA	2	*	*	*	*	*	*			133	32

					(6) 30-day DS maint. allowance			(7) 30-day GS maint. allowance					(10) Illustration	
(1) SMR code	(2) Federal Stock Number	(3) Description Reference Number & Mfg. Code Usable on Code	(4) Unit of meas	(5) Qty inc in unit	(a) 1-20	(b) 21-50	(c) 51-100	(a) 1-20	(b) 21-50	(c) 51-100	(8) 1-yr alw per 100 equip cntgcy	(9) Depot maint alw per 100 equip	(a) Figure No.	(b) Item No.
		2001 HOIST, CAPSTAN, WINDLASS, CRANE OR WINCH ASSEMBLY Continued												
PO	5310-982-4912	NUT, PLAIN, HEXAGON, BRACE TO HANGER BRACKET MS51943-34 (96906) BB, DB, EB	EA	2	*	*	*	*	*	*			133	33
PO	2520-917-0781	KIT, REPAIR, WINCH DRIVE SHAFT UNIVERSAL JOINT 5704441 (19207) BB, DB, EB	EA	1	*	*	*	*	*	*				
		COMPOSED OF:												
X1		RING, RETAINER 1677 (81221)	EA	4									133	3
X1		BUSHING 1676 (81221)	EA	4									133	4
X1		BEARING; NEEDLE A650R (81221)	EA	108									133	5
X1		SEAL, RUBBER 28388 (81221)	EA	4									133	6
X1		JOURNAL 1675 (81221)	EA	1									133	7
PO	5305-012-3879	SCREW, CAP, HEXAGON HEAD, R. H. AND L. H. MS90726-112 (96906) BB, DB, EB	EA	8	*	*	*	*	*	*			134	1
PO	5310-809-5998	WASHER, FLAT, R. H. AND L.H. ARM MS27183-18 (96906) BB, DB, EB	EA	8	*	*	*	*	*	*			134	2
X20		BRACKET,R.H.REAR SUPPORT 11657023-2 (19207) BB, DB, EB	EA	1	*	*	*	*	*	*			134	3
PO	5310-488-3888	NUT, PLAIN, HEXAGON, R. H. AND L. H. ARM MS51943-40 (96906)	EA	8	*	*	*	*	*	*			134	4
PO	5305-710-4191	SCREW, CAP, HEXAGON, HEAD, BRACKET MS90726-85 (96906)	EA	2	*	*	*	*	*	*			134	5
PO	5310-653-6700	WASHER, FLAT, REAR SUPPORT 7998561 (19207) BB, DB, EB	EA	1	*	*	*	*	*	*			134	6

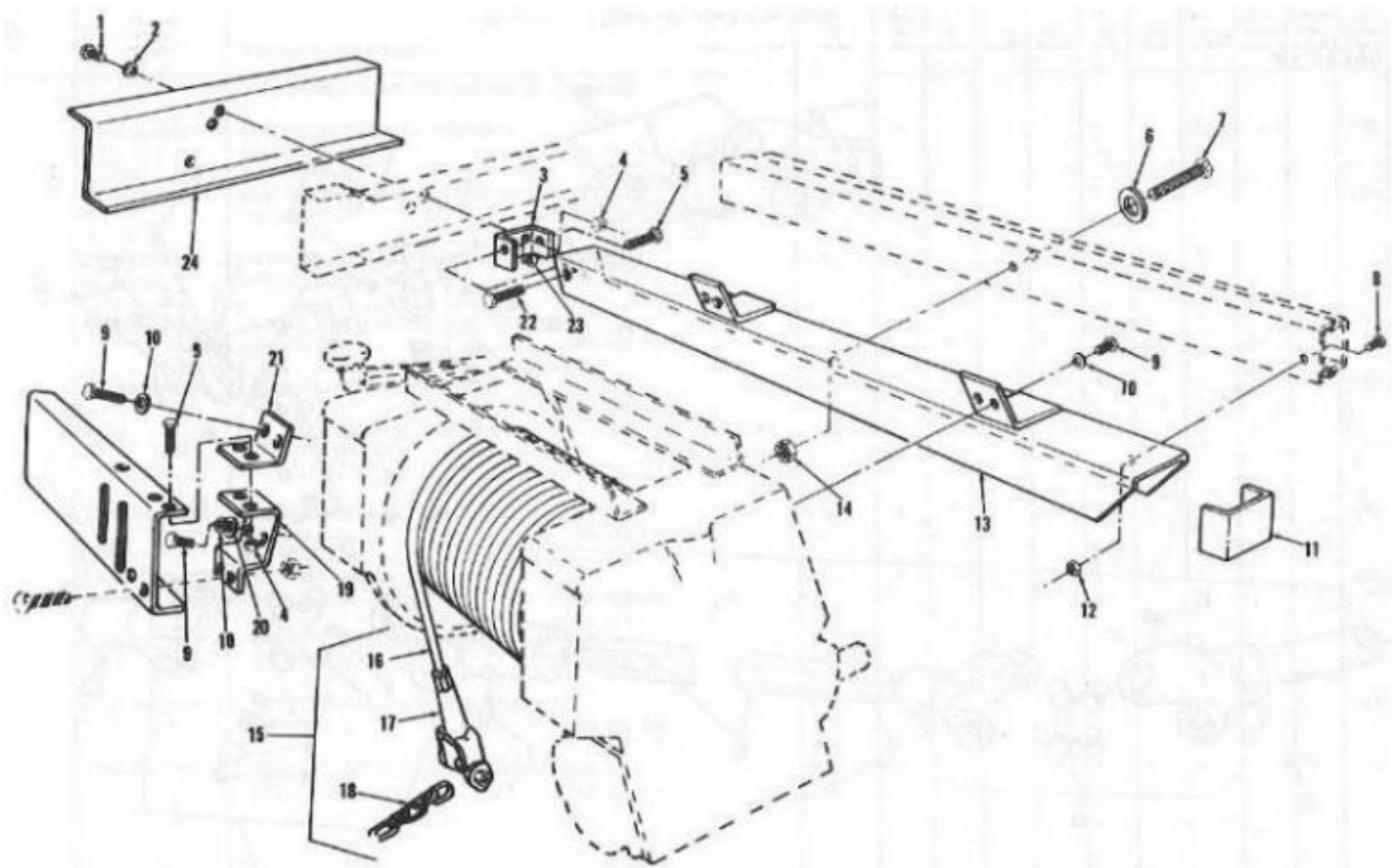


Figure 134: Winch Mounting Parts

Page 359

(1) SMR code	(2) Federal Stock Number	(3) Description Reference Number & Mfg. Code Usable on Code	(4) Unit of meas	(5) Qty inc in unit	(6) 30-day DS maint. allowance			(7) 30-day GS maint. allowance			(8) 1-yr alw per 100 equip cntgcy	(9) Depot maint alw per 100 equip	(10) Illustration	
					(a)	(b)	(c)	(a)	(b)	(c)			(a) Figure No.	(b) Item No.
		2001 -HOIST, CAPSTAN WINDLASS, CRANE, OR WINCH ASSEMBLY Continued												
PO	5305-710-4202	SCREW, CAP, HEXAGON HEAD, REAR MS90726-96 (96906) BB, DB, EB	EA	1	*	*	*	*	*	*			134	7
PO	5305-724-6769	SCREW, CAP, HEXAGON HEAD, REAR SUPPORT MS90726-136 (96906) BB, DB, EB	EA	2	*	*	*	*	*	*			134	8
PO	5305-042-8220	BOLT, BRACKET AND SUPPORT MOUNTING 428220 (00000) BB, DB, EB	EA	16	*	*	*	*	*	*			134	9

PO	5310-820-6653	WASHER, LOCK, BRACKET AND SUPPORT MOUNTING MS35338-50 (96906) BB, DB, EB	EA	16	*	*	*	*	*	*			134	10
X20		BRACKET, L. H. REAR SUPPORT 1657023-1 (19207) BB, DB, EB	EA	1	*	*	*	*	*	*			134	11
PO	5310-241-6661	NUT, PLAIN, HEXAGON, REAR SUPPORT MS51943-42 (96906) BB, DB, EB	EA	2	*	*	*	*	*	*			134	12
X20		SUPPORT ASSEMBLY, WINCH REAR 11657021 (19207) BB, DB, EB	EA	1	*	*	*	*	*	*			134	13
PO	5310-857-5561	NUT, PLAIN, HEXAGON, REAR SUPPORT MS21045-C7 (96906) BB, DB, EB	EA	1	*	*	*	*	*	*			134	14
MO		CABLE ASSEMBLY, WINCH 7017199-2 (19207) BB, DB, EB	EA	1	*	*	*	*	*	*			134	15
PO	2590-933-3544	ROPE, WIRE, 7/16 x 150 FT 7699767-1 (19207) BB, DB, EB	EA	1	*	*	*	*	*	*			134	16
PO	5340-087-8050	CLEVIS ASSEMBLY, WINCH CABLE 7071880-2 (19207) BB, DB, EB	EA	1	*	*	*	*	*	*			134	17
PO	4010-297-1815	CHAIN ASSEMBLY 7717031 (19207) BB, DB, EB	EA	1	*	*	*	*	*	*			134	18
X20		SUPPORT, WINCH FRONT 11657024 (19207) BB, DB, EB	EA	2	*	*	*	*	*	*			134	19
PO	5310-823-8803	WASHER, FLAT, SUPPORT MOUNTING MS27183-21 (96906) BB, DB, EB	EA	4	*	*	*	*	*	*			134	20

					(6) 30-day DS maint. allowance			(7) 30-day GS maint. allowance					(10) Illustration	
(1) SMR code	(2) Federal Stock Number	(3) Description Reference Number & Mfg. Code Usable on Code	(4) Unit of meas	(5) Qty inc in unit	(a) 1-20	(b) 21-50	(c) 51-100	(a) 1-20	(b) 21-50	(c) 51-100	(8) 1-yr alw per 100 equip cntgcy	(9) Depot maint alw per 100 equip	(a) Figure No.	(b) Item No.
		2001 -HOIST, CAPSTAN WINDLASS, CRANE OR WINCH ASSEMBLY Continued												

X20		BRACKET, WINCH MOUNTING 11657022-2 (19207) BB, DB, EB	EA	2	*	*	*	*	*	*			134	21
PO	5305-710-4192	SCREW,CAP, HEXAGON HEAD, BRACKET MS90726-87 (96906) BB, DB, EB	EA	2	*	*	*	*	*	*			134	22
PO	5310-126-5367	NUT, PLAIN, HEXAGON, BRACKET MS21045-C7 (96906) BB, DB, EB	EA	4	*	*	*	*	*	*			134	23
X20		ARM, R. H. WINCH SUPPORT 11657020-2 (19207) BB, DB, EB	EA	1	*	*	*	*	*	*			134	24
X20		ARM, L. H. WINCH SUPPORT 11657020-I (19207) BB, DB, EB	EA	1	*	*	*	*	*	*			134	24
		GROUP 20-WINCH AND POWER TAKE-OFF												
		2001-WINCH ASSEMBLY												
POT	3830-772-8126	WINCH ASSEMBLY 7728126 (19207) BB, DB, EB	EA	1	*	*	*	*	*	*			135	
PF	2590-087-5870	HOUSING COVER AND BUSHING ASSEMBLY LU4-144-0 (08302)	EA	1	*	*	*	*	*	*			135	1
PF	5330-878-8433	GASKET, COVER LU4-144G (08302)	EA	1	*	*	*	*	*	*			135	2
PF	3120-496-2200	BUSHING, HOUSING MU134B (08302)	EA	3	*	*	*	*	*	*			135	3
PF	2590-741-2418	GEAR, WORM MU101R (08302)	EA	1	*	*	*	*	*	*			135	4
X2F		HOUSING. WORM LU4-134-0 (08302)	EA	2	*	*	*	*	*	*			135	5
PF	5330-807-6445	SEAL. PLAIN, ENCASED, CABLE DRUM LU4-135A (08302)	EA	1	*	*	*	*	*	*			135	6
PF	3110-100-0540	CUP, BEARING MU103B (08302)	EA	2	*	*	*	*	*	*			135	7

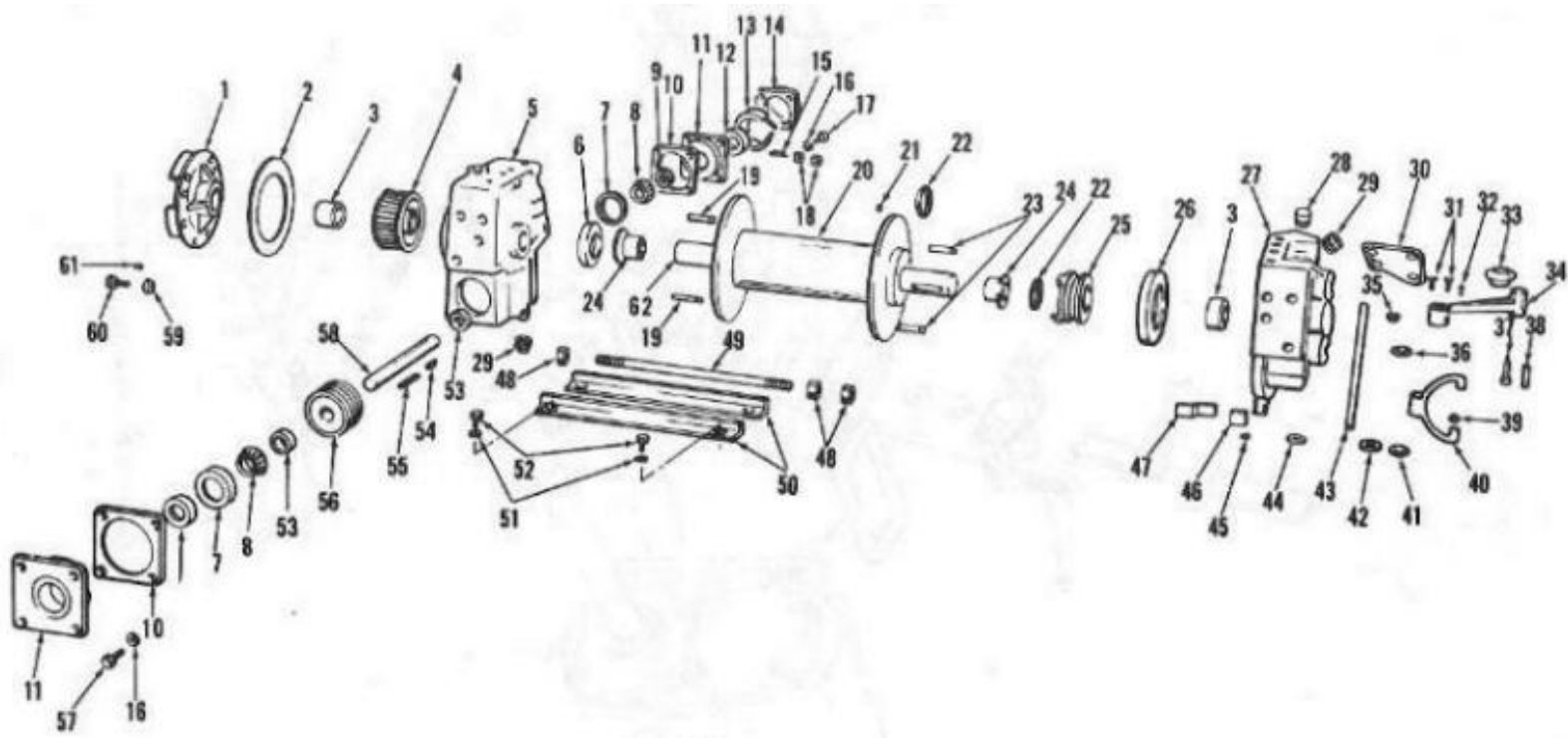


Figure 135: Winch Assembly

Page 361

(1) SMR code	(2) Federal Stock Number	(3) Description Reference Number & Mfg. Code Usable on Code	(4) Unit of meas	(5) Qty inc in unit	(6) 30-day DS maint. allowance			(7) 30-day GS maint. allowance			(8) 1-yr alw per 100 equip cntgcy	(9) Depot maint alw per 100 equip	(10) Illustration	
					(a) 1-20	(b) 21-50	(c) 51-100	(a) 1-20	(b) 21-50	(c) 51-100			(a) Figure No.	(b) Item No.
		2001 WINCH ASSEMBLY Continued												
		WINCH ASSEMBLY Continued												
PF	3110-100-3535	CONE AND ROLLERS MU103A (08302)	EA	2	*	*	*	*	*	*			135	8
PF	5330-585-6642	SEAL, PLAIN ENCASED LU4-149A (08302)	EA	2	*	*	*	*	*	*			135	9
PF	5330-524-9623	GASKET, BEARING RETAINER MU149G (08302)	EA	2	*	*	*	*	*	*			135	10
X2F		RETAINER, BEARING LU 1490 (08302)	EA	2	*	*	*	*	*	*			135	11
PF	2590-741-2415	DRUM, BRAKE MU151 (08302)	EA	1	*	*	*	*	*	*			135	12
PF	2590-735-1201	BAND, BRAKE MU 1520 (08302)	EA	1	*	*	*	*	*	*			135	13
PF	3950-693-1862	HOUSING, BRAKE DRUM LU4-148 (08302)	EA	1	*	*	*	*	*	*			135	14
PF	2590-741-2462	SPRING, BRAKE MU 156 (08302)	EA	1	*	*	*	*	*	*			135	15
PF	5310-660-2987	WASHER, LOCK A3750 (08302)	EA	8	*	*	*	*	*	*			135	16
PF	5305-012-0918	SCREW, CAP, HEXAGON HEAD BRAKE DRUM HOUSING 120918 (24617)	EA	4	*	*	*	*	*	*			135	17

PF	5310-012-0613	NUT, PLAIN, HEXAGON, BRAKE DRUM HOUSING 120613 (24617)	EA	4	*	*	*	*	*	*			135	18
PF	5315-741-2419	KEY, WORM GEAR MU101A (08302)	EA	2	*	*	*	*	*	*			135	19
PF	2590-033-9367	DRUM ASSEMBLY, CABLE LU4-135-0 (08302)	EA	1	*	*	*	*	*	*			135	20
PF	5305-010-2882	SETSCREW, WINCH CABLE DRUM 102882 (24617)	EA	1	*	*	*	*	*	*			135	21
PF	5340-205-9565	RING, RETAINING MU139 (08302)	EA	2	*	*	*	*	*	*			135	22

Page 362

					(6) 30-day DS maint. allowance			(7) 30-day GS maint. allowance					(10) Illustration	
(1) SMR code	(2) Federal Stock Number	(3) Description Reference Number & Mfg. Code Usable on Code	(4) Unit of meas	(5) Qty inc in unit	(a) 1-20	(b) 21-50	(c) 51-100	(a) 1-20	(b) 21-50	(c) 51-100	(8) 1-yr alw per 100 equip cntgcy	(9) Depot maint alw per 100 equip	(a) Figure No.	(b) Item No.
		2001 WINCH ASSEMBLY Continued												
		WINCH ASSEMBLY-Continued												
PF	5315-054-3038	KEY, CLUTCH MU141A (08302)	EA	2	*	*	*	*	*	*			135	23
PF	3830-630-6906	BUSHING, CABLE DRUM LU4-135B (08302)	EA	2	*	*	*	*	*	*			135	24
PF	3830-737-4952	CLUTCH M2-141 (08302)	EA	1	*	*	*	*	*	*			135	25
PF	5330-811-4881	SEAL,CLUTCH LU4-133A (08302)	EA	1	*	*	*	*	*	*			135	26
PF	3830-511-1937	HOUSING ASSEMBLY, CLUTCH LU4-133-0 (08302)	EA	1	*	*	*	*	*	*			135	27
PF	5340-050-1563	PLUG, EXPANSION, CLUTCH HOUSING 179380 (12204)	EA	3	*	*	*	*	*	*			135	28
PF	4730-737-4954	PLUG, DRAIN,CLUTCH HOUSING E118HCS (08302)	EA	4	*	*	*	*	*	*			135	29
PF	3830-622-3483	PLATE, CLUTCH INDEXING 127364 (12204)	EA	1	*	*	*	*	*	*			135	30
PF	5305-013-3906	SCREW, INDEXING PLATE 133906 (24617)	EA	2	*	*	*	*	*	*			135	31
PF	5305-011-9504	SETSCREW, HANDLE 119504 (00000)	EA	1	*	*	*	*	*	*			135	32
PF	5340-741-2420	KNOB, SHIFTER MU143D (08302)	EA	1	*	*	*	*	*	*			135	33
PF	3830-511-1936	HANDLE,CLUTCH LU4-143B (08302)	EA	1	*	*	*	*	*	*			135	34
PF	5315-616-5526	KEY,WOODRUFF MS35756-8 (96906)	EA	1	*	*	*	*	*	*			135	35
PF	5310-013-1017	WASHER, FLAT 131017 (00000)	EA	1	*	*	*	*	*	*			135	36

Page 363

					(6) 30-day DS maint. allowance			(7) 30-day GS maint. allowance					(10) Illustration	
(1) SMR code	(2) Federal Stock Number	(3) Description Reference Number & Mfg. Code Usable on Code	(4) Unit of meas	(5) Qty inc in unit	(a)	(b)	(c)	(a)	(b)	(c)	(8) 1-yr alw per 100 equip cntgcy	(9) Depot maint alw per 100 equip	(a) Figure No.	(b) Item No.
		2001 WINCH ASSEMBLY- Continued												
		WINCH ASSEMBLY Continued												
PF	2590-741-2454	STEM, SHIFTER HANDLE MU143E (08302)	EA	1	*	*	*	*	*	*			135	37
PF	5340-741-2464	SPRING, SHIFTER MU143S (08302)	EA	1	*	*	*	*	*	*			135	38
PF	5305-272-4197	SETSCREW, SHIFTER 375-05BA (08302)	EA	1	*	*	*	*	*	*			135	39
PF	2590-737-4953	FORK, SHIFTER LU4-143 (08302)	EA	1	*	*	*	*	*	*			135	40
PF	5340-737-4955	RING, RETAINING LU4-143K (08302)	EA	1	*	*	*	*	*	*			135	41
PF	5330-585-6641	SEAL, SHIFTER HANDLE LU4-143H (08302)	EA	1	*	*	*	*	*	*			135	42
PF	2590-737-4958	SHAFT, SHIFTER LU4-I43A (08302)	EA	1	*	*	*	*	*	*			135	43
X2F		SPACER. SHIFTER SHAFT LU4-I34W (08302)	EA	1	*	*	*	*	*	*			135	44
PF		SCREW, DRAG BRAKE MS250-07 (08302)	EA	2	*	*	*	*	*	*			135	45
X2F		SPACER LU4-131S (08302)	EA	1	*	*	*	*	*	*			135	46
PF	2530-832-8017	BRAKE ASSEMBLY, DRAG LU4-131-0 (08302)	EA	1	*	*	*	*	*	*			135	47
PF	5310-012-4595	NUT, PLAIN, HEXAGON 124595 (24617)	EA	3	*	*	*	*	*	*			135	48
PF	5306-622-3482	BAR, SPACER 1273609 (12204)	EA	1	*	*	*	*	*	*			135	49
PF	3830-802-2030	BRACKET LU284A (08320)	EA	2	*	*	*	*	*	*			135	50

					(6) 30-day DS maint. allowance			(7) 30-day GS maint. allowance					(10) Illustration	
(1) SMR code	(2) Federal Stock Number	(3) Description Reference Number & Mfg. Code Usable on Code	(4) Unit of meas	(5) Qty inc in unit	(a)	(b)	(c)	(a)	(b)	(c)	(8) 1-yr alw per 100 equip cntgcy	(9) Depot maint alw per 100 equip	(a) Figure No.	(b) Item No.
		2001-WINCH ASSEMBLY -Continued												
		WINCH ASSEMBLY-Continued												
PF	5310-010-3323	WASHER, LOCK BRACKET A5000 (08302)	EA	4	*	*	*	*	*	*			135	51

PF	5305-206-3518	SCREW, CAP, HEXAGON HEAD, BRACKET 120426 (12204)	EA	4	*	*	*	*	*	*			135	52
PF	3830-374-1166	SPACER, WORM GEAR MU102S (08302)	EA	2	*	*	*	*	*	*			135	53
PF	5315-012-4553	KEY, BRAKE DRUM BL18A (08302)	EA	1	*	*	*	*	*	*			135	54
PF	5315-741-2419	KEY, WORMGEAR 7412419 (19207)	EA	1	*	*	*	*	*	*			135	55
PF	3020-287-7343	WORM GEAR MU100R (08302)	EA	1	*	*	*	*	*	*			135	56
PF	5305-012-0918	SCREW, CAP, HEXAGON HEAD, BEARING RETAINER 120918 (24617)	EA	4	*	*	*	*	*	*			135	57
PF	3830-737-8242	SHAFT, WORM MU2-202 (08302)	EA	1	*	*	*	*	*	*			135	58
PF	5310-902-8204	WASHER, LOCK, HOUSING COVER AS500 (08302)	EA	3	*	*	*	*	*	*			135	59
PF	5305-206-3519	SCREW, CAP, HEXAGON HEAD, HOUSING COVER 122433 (24617)	EA	3	*	*	*	*	*	*			135	60
PF	4820-726-4719	PLUG, BREATHER 5196397 (00000)	EA	1	*	*	*	*	*	*			135	61
PF	2520-737-4959	SHAFT CABLE DRUM LU4-136 (08302)	EA	1	*	*	*	*	*	*			135	62
		2004 POWER TAKE-OFF ASSEMBLY												
PO	4720-165-0942	GRIP, POWER TAKE-OFF LEVER 11657047 (19207) BB, DB, EB	EA	1	*	*	*	*	*	*			136	1
X20		LEVER ASSEMBLY SHIFT 11657037 (19207) BB, DB, EB	EA	1	*	*	*	*	*	*			136	2

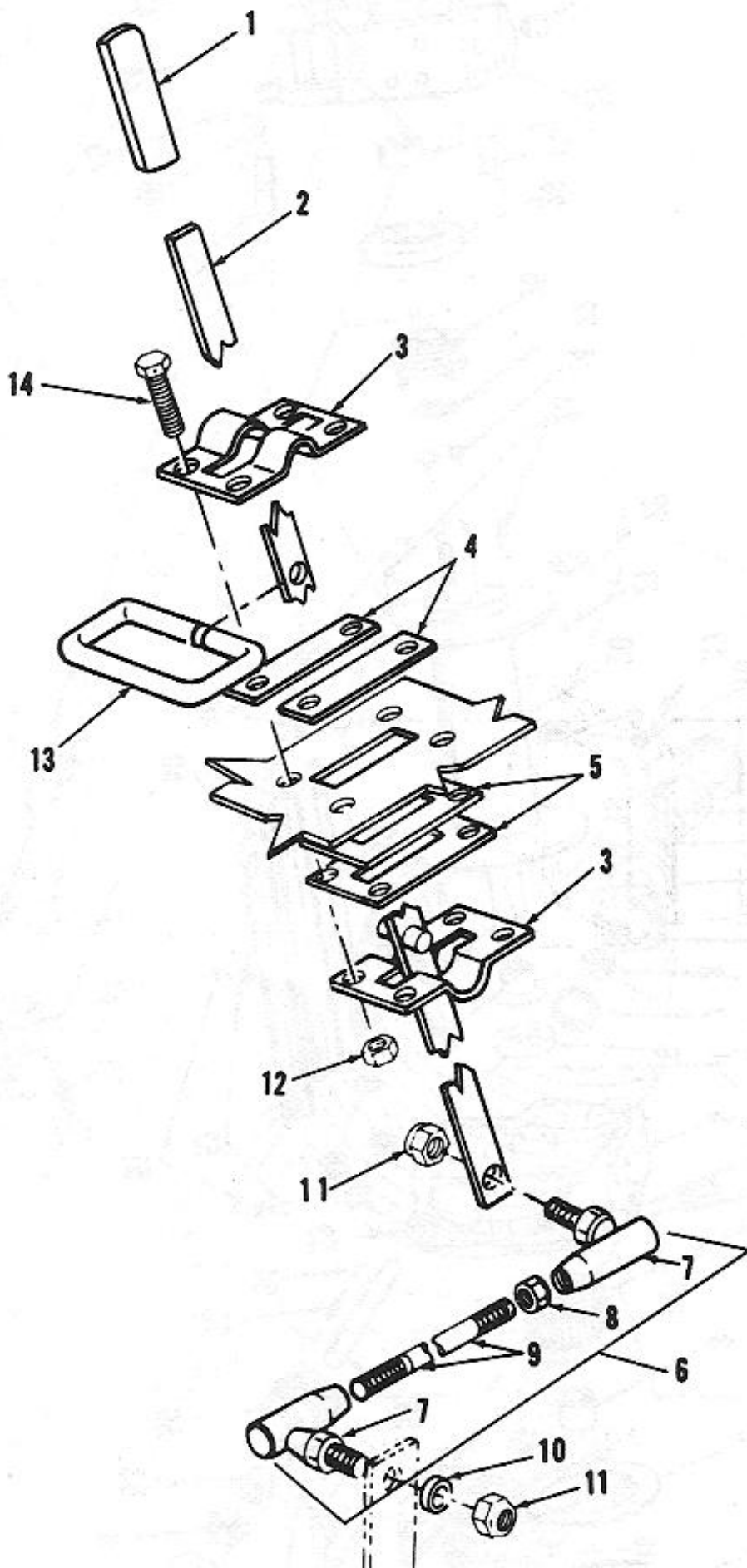


Figure 136: Power Take-Off Control Linkage

(1) SMR code	(2) Federal Stock Number	(3) Description Reference Number & Mfg. Code Usable on Code	(4) Unit of meas	(5) Qty inc in unit	(6) 30-day DS maint. allowance			(7) 30-day GS maint. allowance			(8) 1-yr alw per 100 equip cntgcy	(9) Depot maint alw per 100 equip	(10) Illustration	
					(a) 1-20	(b) 21-50	(c) 51-100	(a) 1-20	(b) 21-50	(c) 51-100			(a) Figure No.	(b) Item No.
		2004 POWER TAKE-OFF ASSEMBLY -Continued												
X20		CLAMP, LEVER ASSEMBLY 11657041(19207) BB, DB, EB	EA	2	*	*	*	*	*	*			136	3
X20		PLATE, LEVER ASSEMBLY 8328405 (19207) BB, DB, EB	EA	2	*	*	*	*	*	*			136	4
X20		SPACER, LEVER ASSEMBLY MOUNTING 11657042 (19207) BB, DB, EB	EA	2	*	*	*	*	*	*			136	5
X20		ROD ASSEMBLY, SHIFT LEVER TO POWER TAKE-OFF 11657423 (19207) BB, DB, EB	EA	1	*	*	*	*	*	*			136	6
PO	3040-517-1159	BALL JOINT 426310 (24617) BB, DB, EB	EA	2	*	*	*	*	*	*			136	7
PO	5310-880-7746	NUT, PLAIN, HEXAGON, BALL JOINT MS51968-5 (96906) BB, DB, EB	EA	1	*	*	*	*	*	*			136	8
X20		ROD, SHIFT LEVER 11657424 (19207) BB, DB, EB	EA	1	*	*	*	*	*	*			136	9
PO	5365-151-5190	BUSHING, SHIFT LEVER TO ROD 11657038 (19207) BB, DB, EB	EA	1	*	*	*	*	*	*			136	10
PO	5310-982-4912	NUT, PLAIN, HEXAGON, SHIFT ROD TO LEVERS MS51943-34 (96906) BB, DB, EB	EA	2	*	*	*	*	*	*			136	11
PO	5310-044-2823	NUT, PLAIN, HEXAGON, SHIFT LEVER MOUNTING MS51943-31 (96906) BB, DB, EB	EA	4	*	*	*	*	*	*			136	12
X20		CLAMP, LOCK, SHIFT LEVER 11657043 (19207) BB, DB, EB	EA	1	*	*	*	*	*	*			136	13
PO	5305-225-3840	SCREW, CAP, HEXAGON HEAD, SHIFT LEVER MOUNTING MS90725-7 (96906) BB, DB, EB	EA	4	*	*	*	*	*	*			136	14

PF	5315-880-5860	STUD, PLAIN, POWER TAKE-OFF MOUNTING 378390(11757) BB, DB, EB	EA	1	*	*	*	*	*	*			137	3
PF	5307-508-0807	STUD, PLAIN, POWER TAKE-OFF MOUNTING 1060 (11757) BB, DB, EB	EA	5	*	*	*	*	*	*			137	4
PFR	2520-933-3734	POWER TAKE-OFF ASSEMBLY 11640715 (19207) BB, DB, EB	EA	1	*	*	*	*	*	*			137	5

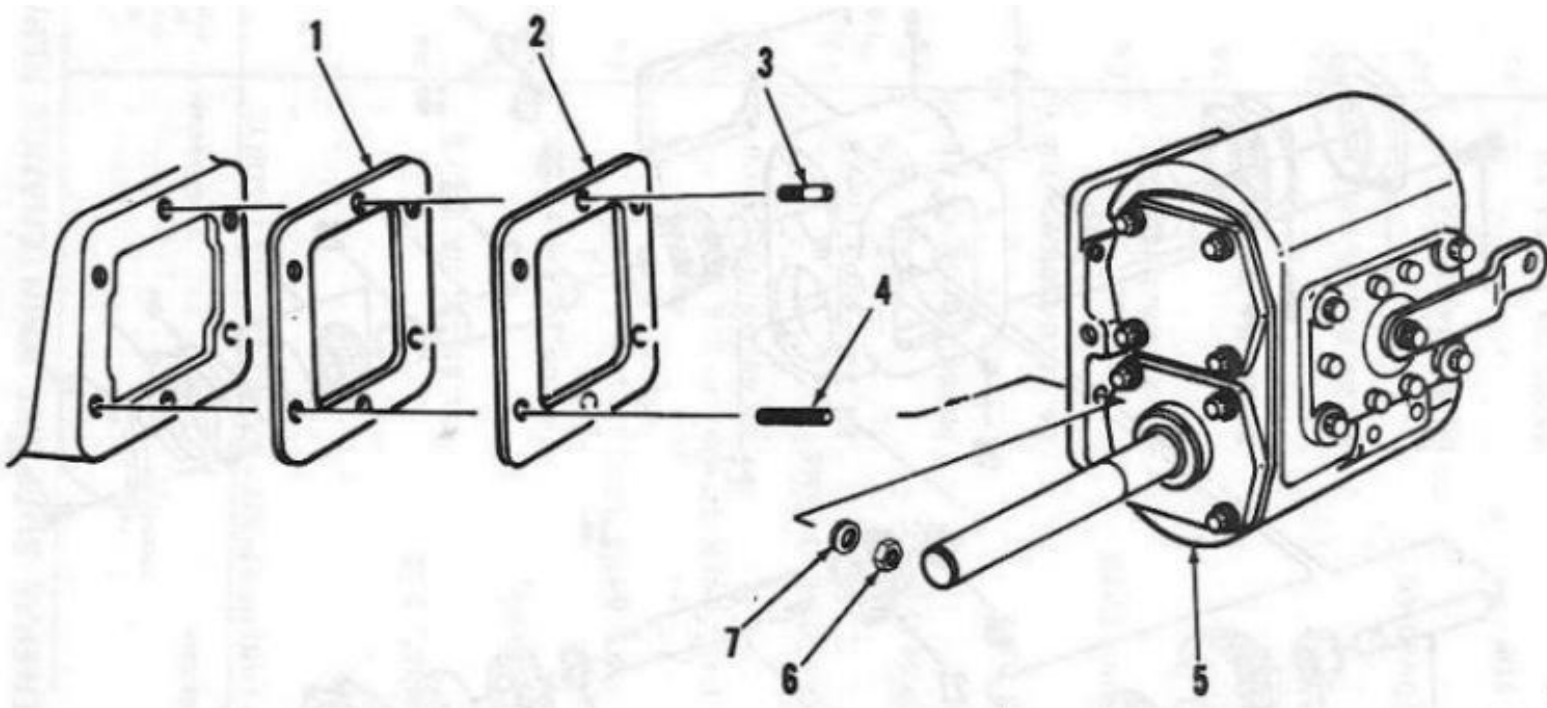


Figure 137: Power Takeoff Mounting Parts

Page 366

(1) SMR code	(2) Federal Stock Number	(3) Description Reference Number & Mfg. Code Usable on Code	(4) Unit of meas	(5) Qty inc in unit	(6) 30-day DS maint. allowance			(7) 30-day GS maint. allowance			(8) 1-yr alw per 100 equip cntgcy	(9) Depot maint alw per 100 equip	(10) Illustration	
					(a) 1-20	(b) 21-50	(c) 51-100	(a) 1-20	(b) 21-50	(c) 51-100			(a) Figure No.	(b) Item No.
		2004 POWER TAKE-OFF ASSEMBLY Continued												
PF	5310-151-9069	NUT, PLAIN, HEXAGON, POWER TAKE-OFF MOUNTING 1023 (11757) BB, DB, EB	EA	5	*	*	*	*	*	*			137	6
PF	5310-496-2648	WASHER, COPPER, POWER TAKE-OFF MOUNTING 1020(11757) BB, DB, EB	EA	5	*	*	*	*	*	*			137	7

PH	5306-078-0164	SCREW, CAP, HEXAGON HEAD, BEARING CAP MS35763-819 (96906) BB, DB, EB	EA	16	*	*	*	*	*	*			138	1
PH	2520-886-2775	CAP, BEARING, POWER TAKE-OFF 559 (11757) BB, DB, EB	EA	3	*	*	*	*	*	*			138	2
PH	3110-278-7510	BEARING ASSEMBLY, CUP AND CONE 364 (11757) BB, DB, EB	EA	3	*	*	*	*	*	*			138	5
X2H		HOUSING, POWER TAKE-OFF 550(11757) BB, DB, EB	EA	1	*	*	*	*	*	*			138	6
PH	3110-572-5970	BALL, SHIFT 171 (11757) BB, DB, EB	EA	1	*	*	*	*	*	*			138	8
PH	2520-841-7694	SPRING, BALL SHIFT 352A (11757) BB, DB, EB	EA	1	*	*	*	*	*	*			138	9
PH	5310-177-7748	WASHER, LOCK,COVER 1004(11757) BB, DB, EB	EA	4	*	*	*	*	*	*			138	10
PH	5306-157-8373	SCREW, CAP, HEXAGON HEAD, COVER 2937 (11757) BB, DB, EB	EA	4	*	*	*	*	*	*			138	11
PF	2520-871-2460	LEVER, SHIFT 564T (1757) BB, DB, EB	EA	1	*	*	*	*	*	*			138	12
PF	5305-885-7252	SCREW CAP, HEXAGON HEAD, SHIFT LEVER 1179 (11757) BB, DB, EB	EA	1	*	*	*	*	*	*			138	13
PF	5310-838-1490	WASHER, LOCK, SHIFT LEVER 1178 (11757) BB, DB, EB	EA	1	*	*	*	*	*	*			138	14
PF	5310-834-8586	WASHER, FLAT, SHIFT LEVER 1177 (11757) BB, DB, EB	EA	1	*	*	*	*	*	*			138	15

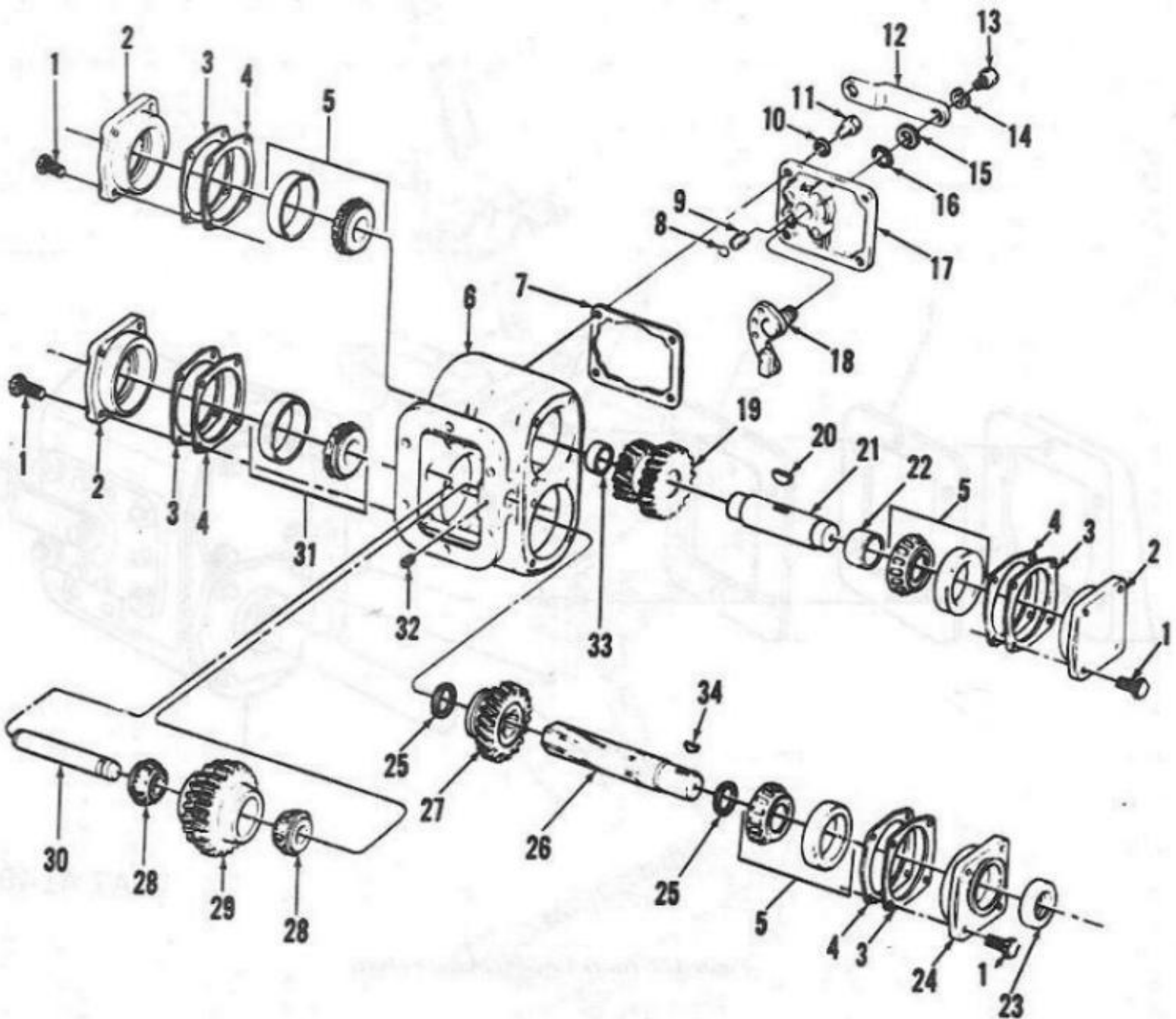


Figure 138: Power Take-Off Assembly

Page 367

(1) SMR code	(2) Federal Stock Number	(3) Description Reference Number & Mfg. Code Usable on Code	(4) Unit of meas	(5) Qty inc in unit	(6) 30-day DS maint. allowance			(7) 30-day GS maint. allowance			(8) 1-yr alw per 100 equip cntgcy	(9) Depot maint alw per 100 equip	(10) Illustration	
					(a) 1-20	(b) 21-50	(c) 51-100	(a) 1-20	(b) 21-50	(c) 51-100			(a) Figure No.	(b) Item No.
		2004 - POWER TAKE-OFF ASSEMBLY -Continued												
PH	2520-082-5405	COVER, SHIFT 1875A (11757) BB, DB, EB	EA	1	*	*	*	*	*	*			138	17

PH	2520-928-6118	PLATE ASSEMBLY, SHIFT 720T (11757) BB, DB, EB	EA	1	*	*	*	*	*	*			138	18
PH	2520-718-0894	GEAR, CLUSTER, REVERSE-IDLER 785 (11757) BB, DB, EB	EA	1	*	*	*	*	*	*			138	19
PH		KEY WOODRUFF, REVERSE IDLER SHAFT 1050(11757) BB, DB, EB	EA	1	*	*	*	*	*	*			138	20
PH	5315-151-9071	SHAFT, REVERSE IDLER 747 (11757) BB, DB, EB	EA	1	*	*	*	*	*	*			138	21
PH	5340-880-6367	SPACER, REVERSE IDLER 768 (11757) BB, DB, EB	EA	1	*	*	*	*	*	*			138	22
PH	2520-125-2960	CAP, OUTPUT SHAFT 560 (11757) BB, DB, EB	EA	1	*	*	*	*	*	*			138	24
PH	2520-476-6501	SHAFT, OUTPUT DRIVE 797APL (11757) BB, DB, EB	EA	1	*	*	*	*	*	*			138	26
PH	2520-928-6119	GEAR, SLIDING, OUTPUT SHAFT 780A (11757) BB, DB, EB	EA	1	*	*	*	*	*	*			138	27
PH	3110-100-3532	BEARING ASSEMBLY ,DRIVE GEAR 469 (11757) BB, DB, EB	EA	2	*	*	*	*	*	*			138	28
PH	2520-986-5506	GEAR, CLUSTER, IDLER 739A (11757) BB, DB, EB	EA	1	*	*	*	*	*	*			138	29
PH	2520-627-6666	SHAFT, IDLER GEAR 719 (11757) BB, DB, EB	EA	1	*	*	*	*	*	*			138	30
PH	3110-293-8250	BEARING ASSEMBLY, IDLER SHAFT 365 (11757) BB, DB, EB	EA	1	*	*	*	*	*	*			138	31
PH	5305-087-9883	SETSCREW, IDLER GEAR 1033A (11757) BB, DB, EB	EA	1	*	*	*	*	*	*			138	32

					(6) 30-day DS maint. allowance			(7) 30-day GS maint. allowance					(10) Illustration	
(1) SMR code	(2) Federal Stock Number	(3) Description Reference Number & Mfg. Code Usable on Code	(4) Unit of meas	(5) Qty inc in unit	(a) 1-20	(b) 21-50	(c) 51-100	(a) 1-20	(b) 21-50	(c) 51-100	(8) 1-yr alw per 100 equip cntgcy	(9) Depot maint alw per 100 equip	(a) Figure No.	(b) Item No.

		2004 POWER TAKE-OFF ASSEMBLY --Continued											
PH	3110-144-8498	SPACER, IDLER GEAR BEARING 755 (11757) BB, DB, EB	EA					*	*	*		138	33
PH	5315-121-2600	KEY, WOODRUFF, OUTPUT DRIVE SHAFT 1054 (11757) BB, DB, EB	EA					*	*	*		138	34
PH	2520-928-6135	GASKET AND SEAL SET, POWER TAKE-OFF K400X (11757) BB, DB, EB	EA					*	*	*			
PF	5330-653-7656	GASKET, POWER TAKE-OFF MOUNTING 105(11757) BB, DB, EB	EA		*	*	*	*	*	*		137	1
PF	5330-317-8525	GASKET, MOUNTING 105A (11757) BB, DB, EB	EA		*	*	*	*	*	*		137	2
PH	2520-741-2887	GASKET, BEARING CAP, .020 751A (11757) BB, DB, EB	EA					*	*	*		138	3
PH	2520-741-2886	GASKET. BEARING CAP, .010 751 (11757) BB, DB, EB	EA					*	*	*		138	4
PH	5330-653-7653	GASKET, SHIFT COVER 351 (11757) BB, DB, EB	EA					*	*	*		138	7
PF	5330-187-3635	PACKING, PREFORMED. SHIFT LEVER 1288 (11757) BB, DB, EB	EA		*	*	*	*	*	*		138	16
PH	2520-892-2010	SEAL, PLAIN ENCASED, OUTPUT SHAFT 367 (11757) BB, DB, EB	EA					*	*	*		138	23
PH	5340-773-5382	RING, RETAINING, OUTPUT DRIVE SHAFT 103 (11757) BB, DB, EB	EA					*	*	*		138	25

GROUP 22 Miscellaneous Body, Chassis and Accessory Items

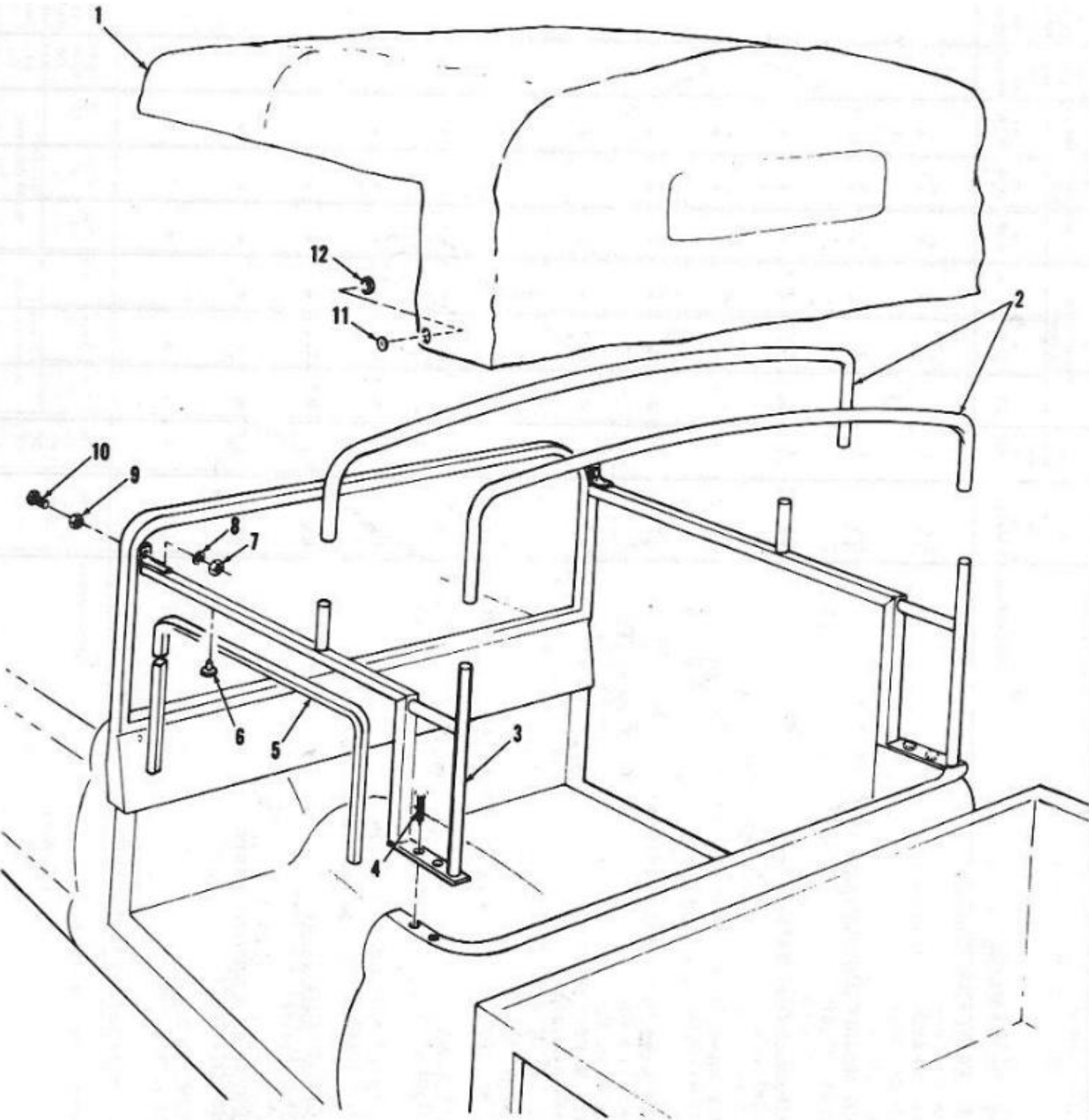
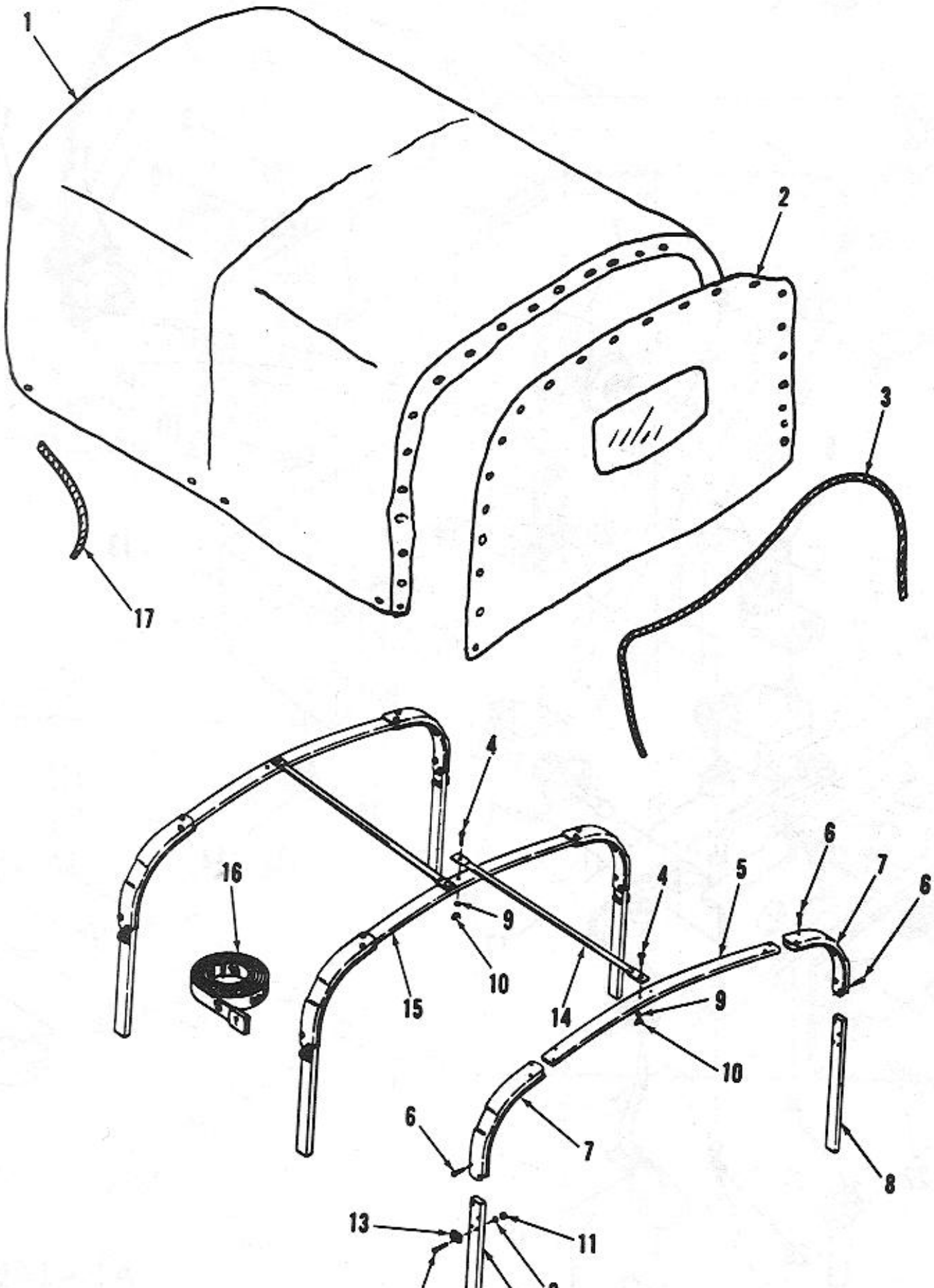


Figure 139: Cab Cover and Frame
Page 375

				(6) 30-day DS maint. allowance	(7) 30-day GS maint. allowance			(10) Illustration

(1) SMR code	(2) Federal Stock Number	(3) Description Reference Number & Mfg. Code Usable on Code	(4) Unit of meas	(5) Qty inc in unit	(a) 1-20	(b) 21-50	(c) 51-100	(a) 1-20	(b) 21-50	(c) 51-100	(8) 1-yr alw per 100 equip cntgcy	(9) Depot maint alw per 100 equip	(a) Figure No.	(b) Item No.
		GROUP 22 MISCELLANEOUS BODY CHASSIS AND ACCESSORY ITEMS												
		2201 CANVAS ITEMS												
PO	2540-917-5904	CANVAS TOP ASSEMBLY, CAB 11657964 (19207) BA, BB, DA, DB, EA, EB	EA	1	*	*	*	*	*	*			139	1
X20		BOW, TOP, CAB ENCLOSURE 11657941 (19207) BA, BB, DA, DB, EA, EB	EA	2	*	*	*	*	*	*			139	2
X20		FRAME ASSEMBLY,CANVAS ENCLOSURE, CAB. L. H. 11657733-1 (19207) BA, BB, DA, DB, EA, EB	EA	1	*	*	*	*	*	*			139	3
X20		FRAME ASSEMBLY, CANVAS ENCLOSURE, CAB, R.H. 11657733-2 (19207) BA, BB, DA, DB, EA, EB	EA	1	*	*	*	*	*	*			139	3
PO	5305-071-2237	SCREW, CAP, HEXAGON HEAD, FRAME MS90725-14 (96906) BA, BB, DA, DB, EA, EB	EA	2	*	*	*	*	*	*			139	4
PO	5330-157-6258	WEATHERSTRIP, TOP 54.25 IN. LG 11657943 (19207) BA, BB, DA, DB, EA, EB	EA	V	*	*	*	*	*	*			139	5
PO		FASTENER, CANVAS TOP 11640707 (19207) BA, BB, DA, DB, EA, EB	EA	18	*	*	*	*	*	*			139	6
PO	5310-761-6882	NUT, PLAIN HEXAGON, FRAME MS51967-2 (96906) BA, BB, DA, DB, EA, EB	EA	2	*	*	*	*	*	*			139	7
PO	5310-209-0786	WASHER, LOCK, FRAME MS35335-33 (96906) BA, BB, DA, DB, EA, EB	EA	2	*	*	*	*	*	*			139	8
PO	5310-809-4058	WASHER, FLAT, FRAME MS27183-10 (96906) BA, BB, DA, DB, EA, EB	EA	2	*	*	*	*	*	*			139	9
PO		SCREW, CAP, HEXAGON HEAD 11662593 (19207) BA, BB, DA, DB, EA, EB	EA	2	*	*	*	*	*	*			139	10
PO	5325-359-6844	FASTENER, CANVAS TOP MS27980-1B (96906) BA, BB, DA, DB, EA, EB	EA	18	*	*	*	*	*	*			139	11
PO	5325-893-6242	FASTENER, CANVAS TOP MS27980-6B (96906) BA, BB, DA, DB, EA, EB	EA	18	*	*	*	*	*	*			139	12



12 11 8 9

Figure 140: Cargo Canvas and Bows

Page 376

(1) SMR code	(2) Federal Stock Number	(3) Description Reference Number & Mfg. Code Usable on Code	(4) Unit of meas	(5) Qty inc in unit	(6) 30-day DS maint. allowance			(7) 30-day GS maint. allowance			(8) 1-yr alw per 100 equip cntgcy	(9) Depot maint alw per 100 equip	(10) Illustration	
					(a) 1-20	(b) 21-50	(c) 51-100	(a) 1-20	(b) 21-50	(c) 51-100			(a) Figure No.	(b) Item No.
		2201 CANVAS ITEMS Continued												
X20		TOP ASSEMBLY, CANVAS, CARGO 11657158 (19207) BA, BB, DA, DB, EA, EB	EA	1	*	*	*	*	*	*			140	1
X20		CURTAIN,CANVAS, FRONT AND REAR 11657754 (19207) BA, BB	EA	2	*	*	*	*	*	*			140	2
MO		ROPE CURTAIN 8701565 (19207) BA, BB	EA	2									140	3
		MANUFACTURE FROM:												
PO	4020-289-8614	ROPE, SISAL, 3 STRAND 3/8 IN. DIA., 288 IN. LG. SPEC-T-R-605 (80244)	FT	V	*	*	*	*	*	*				
PO	2540-917-5893	KIT, BOW,CARGO BODY, TOP 5704424 (19207) COMPOSED OF	EA	1	*	*	*	*	*	*				
PO	5306-012-8439	BOLT, STEP, STABILIZER BAR MS35752-025 (96906)	EA	4	*	*	*	*	*	*			140	4
X1		BOW, BODY RACK 7370394-1 (19207)	EA	3									140	5
PO	5305-016-0731	SCREW, CAP, HEXAGON HEAD MS35206-300 (96906)	EA	24	*	*	*	*	*	*			140	6
X1		BOW ASSEMBLY, TOP CORNER 11657842 (19207)	EA	6									140	7
X1		STAVE, BOW 11657942 (19207)	EA	6									140	8
PO	5310-081-4219	WASHER, FLAT MS27183-12 (96906)	EA	12	*	*	*	*	*	*			140	9
PO	5310-828-8189	NUT, PLAIN WING MS35425-41 (96906)	EA	4	*	*	*	*	*	*			140	10
PO	5310-021-3513	NUT,PLAIN,HEXAGON 213513 (24617)	EA	12	*	*	*	*	*	*			140	11

Page 377

(1) SMR code	(2) Federal Stock Number	(3) Description Reference Number & Mfg. Code Usable on Code	(4) Unit of meas	(5) Qty inc in unit	(6) 30-day DS maint. allowance			(7) 30-day GS maint. allowance			(8) 1-yr alw per 100 equip cntgcy	(9) Depot maint alw per 100 equip	(10) Illustration	
					(a) 1-20	(b) 21-50	(c) 51-100	(a) 1-20	(b) 21-50	(c) 51-100			(a) Figure No.	(b) Item No.

(1) SMR code	(2) Federal Stock Number	(3) Description Reference Number & Mfg. Code Usable on Code	(4) Unit of meas	(5) Qty inc in unit	(a) 1-20	(b) 21-50	(c) 51-100	(a) 1-20	(b) 21-50	(c) 51-100	(8) 1-yr alw per 100 equip cntgcy	(9) Depot maint alw per 100 equip	(a) Figure No.	(b) Item No.
		2201 CANVAS ITEMS Continued												
PO	5305-682-7733	SCREW, CAP, HEXAGON HEAD MS35206-301 (96906)	EA	12	*	*	*	*	*	*			140	12
X1		STOP, BOW STAVE 11657944 (19207)	EA	6	*	*	*	*	*	*			140	13
X1		BAR STABILIZER 11657943 (19207)	EA	2	*	*	*	*	*	*			140	14
PO	5340-868-9610	STRAP, STOWAGE 8690544 (19207)	EA	1	*	*	*	*	*	*			140	16
X20		BOW AND CORNER ASSEMBLY CARGO BOX 11657959 (19207) BA, BB	EA	3	*	*	*	*	*	*			140	15
MO		ROPE,TIE DOWN,CARGO BOX COVER 8710565 (19207) BA, BB	EA	8	*	*	*	*	*	*			140	17
		MANUFACTURE FROM:												
PO	4020-289-8614	ROPE, SISAL, 3 STRAND, 3/8 DIA., 34 IN. LG. SPEC-T-R-605 (80244)	FT	V	*	*	*	*	*	*				
		2202-ACCESSORY ITEMS												
PO	2540-953-0110	BOX ASSEMBLY HEATER CONTROL 19885798 (19207)	EA	1	*	*	*	*	*	*			141	
PF	6240-950-1678	LAMP, HEATER INDICATOR 11621411 (19207)	EA	1	*	*	*	*	*	*			141	1
PF	6210-295-1909	LAMP ASSEMBLY, HEATER INDICATOR 7951731 (19207)	EA	1	*	*	*	*	*	*			141	2
X1		PANEL, BOTTOM, CONTROL BOX 7951726 (19207)	EA	1	*	*	*	*	*	*			141	3
PF	5925-295-5459	BREAKER ASSEMBLY, CIRCUIT 7974395 (00000)	EA	1	*	*	*	*	*	*			141	4
X1		BRACKET, BOTTOM, CONTROL BOX 7951727 (19207)	EA	1	*	*	*	*	*	*			141	5

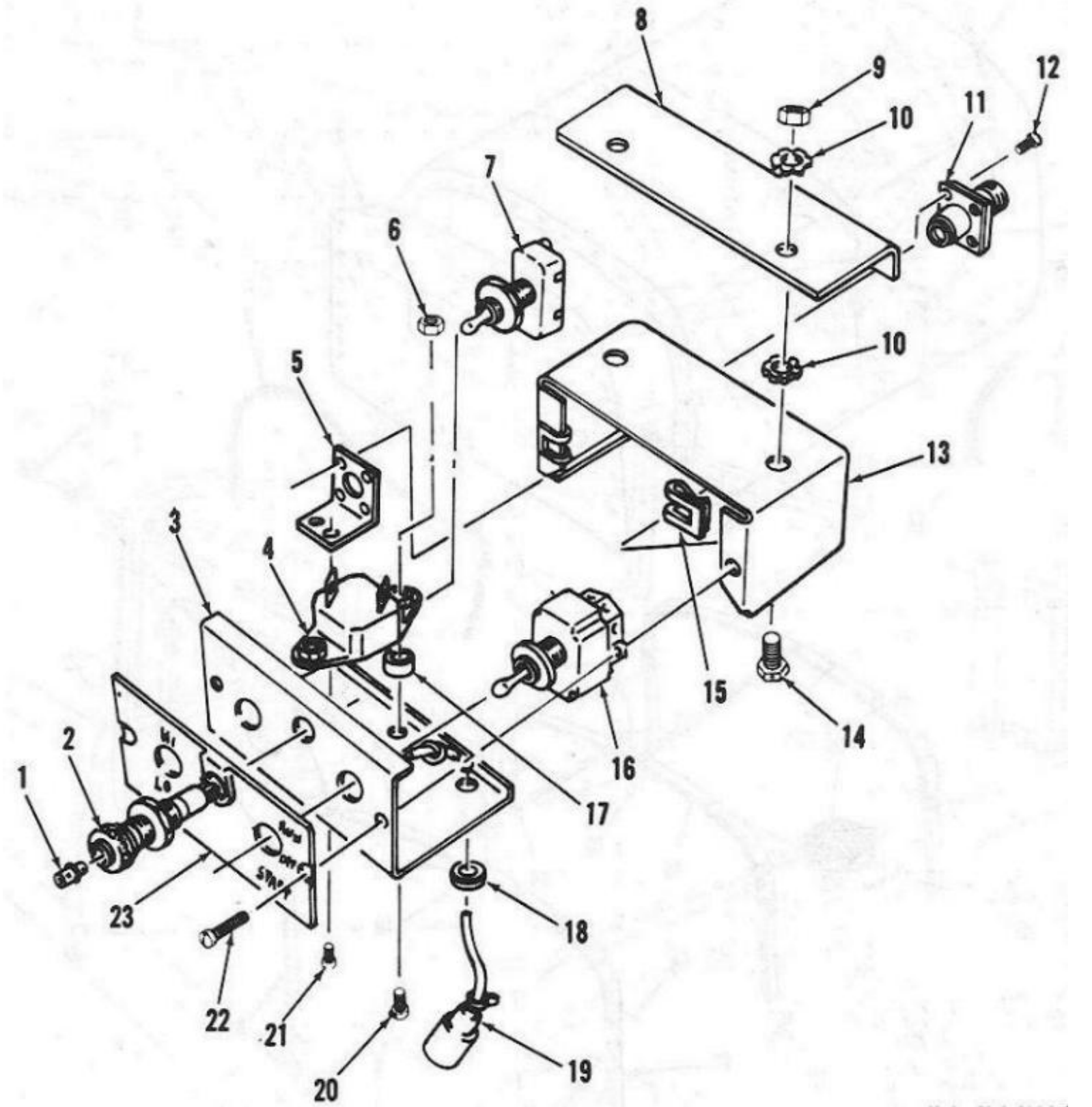


Figure 141: Heater Control Box Assembly
Page 378

				(6) 30-day DS maint. allowance	(7) 30-day GS maint. allowance			(10) Illustration
--	--	--	--	---	---	--	--	----------------------

(1) SMR code	(2) Federal Stock Number	(3) Description Reference Number & Mfg. Code Usable on Code	(4) Unit of meas	(5) Qty inc in unit	(a) 1-20	(b) 21-50	(c) 51-100	(a) 1-20	(b) 21-50	(c) 51-100	(8) 1-yr alw per 100 equip cntgcy	(9) Depot maint alw per 100 equip	(a) Figure No.	(b) Item No.
		2202 ACCESSORY ITEMS Continued												
		BOX ASSEMBLY, HEATER INDICATOR-Continued												
PF	5310-333-7341	NUT, HEXAGON, CIRCUIT BREAKER 7951221 (00000)	EA	2	*	*	*	*	*	*			141	6
PF	5930-655-1514	SWITCH, HEATER CONTROL MS35058-22 (96906)	EA	1	*	*	*	*	*	*			141	7
PF	5310-584-5005	NUT, PLAIN, HEXAGON, CONTROL BOX MS35690 450 (96906)	EA	2	*	*	*	*	*	*			141	9
PF	5310-527-3289	WASHER, LOCK, CONTROL BOX MS35333-23 (96906)	EA	2	*	*	*	*	*	*			141	10
PF	2590-944-6252	CABLE ASSEMBLY, HEATER 7951732 (19207)	EA	1	*	*	*	*	*	*			141	11
PF	5305-940-8838	SCREW, MACHINE, CABLE 7951752 (19207)	EA	4	*	*	*	*	*	*			141	12
PF	6115-039-8253	CASE ASSEMBLY, CONTROL BOX 7951725 (19207)	EA	1	*	*	*	*	*	*			141	13
PF	5305-105-6871	SCREW, MACHINE, CONTROL BOX 187745 (24617)	EA	2	*	*	*	*	*	*			141	14
PF	5310-800-0076	NUT, PLAIN, HEXAGON, PANEL 7951753 (19207)	EA	2	*	*	*	*	*	*			141	15
PF	5930-615-7897	SWITCH, HEATER STARTING MS35059-3 1 (96906)	EA	1	*	*	*	*	*	*			141	16
X2F		SPACER, CIRCUIT BREAKER 7951730 (19207)	EA	2	*	*	*	*	*	*			141	17
PF	5325-795-1754	GROMMET, RUBBER, CABLE 7951754 (19207)	EA	1	*	*	*	*	*	*			141	18
PF	2540-916-2095	CABLE ASSEMBLY, CIRCUIT BREAKER 7986167 (19207)	EA	1	*	*	*	*	*	*			141	19
PF	5305-043-6698	SCREW, MACHINE, CIRCUIT BREAKER MS35225-48 (96906)	EA	2	*	*	*	*	*	*			141	20
PF	5305-531-0450	SCREW, MACHINE, BRACKET 454341 (24617)	EA	2	*	*	*	*	*	*			141	21

(1) SMR code	(2) Federal Stock Number	(3) Description Reference Number & Mfg. Code Usable on Code	(4) Unit of meas	(5) Qty inc in unit	(6) 30-day DS maint. allowance	(7) 30-day GS maint. allowance	(8) 1-yr alw per 100 equip cntgcy	(9) Depot maint alw per 100 equip	(10) Illustration	(a) Figure No.	(b) Item No.
		2202 ACCESSORY ITEMS Continued									

		BOX ASSEMBLY, HEATER INDICATOR--Continued												
PF	5305-014-5183	SCREW,MACHINE,PANEL 145183 (24617)	EA	2	*	*	*	*	*	*			141	22
X1		PANEL,CONTROL BOX 10896505 (19207)	EA	1									141	21
X2F		SUPPORT, HEATER CONTROL 11658339 (19207) CA	EA	1	*	*	*	*	*	*			141	8
PO	5305-993-1848	SCREW, MACHINE, MOTOR MOUNTING MS 35207-265 (96906) BA, BB, DA, DB, EA, EB	EA	4	*	*	*	*	*	*			142	1
PO	5310-576-5752	WASHER, LOCK, MOTOR MOUNTING MS35333-39 (96906)	EA	4	*	*	*	*	*	*			142	2
PO	5325-754-2240	GROMMET, RUBBER, WIPER MOTOR MS35490-11 (96906) BA, BB, DA, DB, EA, EB	EA	2	*	*	*	*	*	*			142	3
PO		SPACER, MOTOR MOUNTING 11640793 (19207)	EA	4	*	*	*	*	*	*			142	4
MO		HOSE, WIPER (1 PIECE, 26 IN. LG., 2 PIECES, 4 IN. LG., 1 PIECE 67 IN. LG.) BA, BB, DA, DB, EA, EB	EA	4									142	5
		MANUFACTURE FROM:												
PO	4720-203-2668	HOSE, RUBBER (101 IN. REQUIRED) ZZ-H617, TYPE 1,CLASS 1 (81349)	FT	V	*	*	*	*	*	*			142	
PO	2310-921-6369	TEE, WINDSHIELD WIPER TUBE 11640795 (19207)	EA	1	*	*	*	*	*	*			142	6
PO	2540-678-1340	VALVE ASSEMBLY, WIPER CONTROL 7017829 (19207)	EA	1	*	*	*	*	*	*			142	7
PO	5310-696-5172	NUT, ASSEMBLED WASHER, CONTROL VALVE 8328424 (19207)	EA	2	*	*	*	*	*	*			142	8
PO	5340-827-2453	CLAMP, WIPER HOSE TO FRAME MS35140-5 (96906) BA, BB, DA, DB, EA, EB	EA	4	*	*	*	*	*	*			142	9
PO	5305-879-7941	SCREW, MACHINE, WIPER HOSE CLAMP MS24617-31 (96906) BA, BB, DA, DB, EA, EB	EA	4	*	*	*	*	*	*			142	10

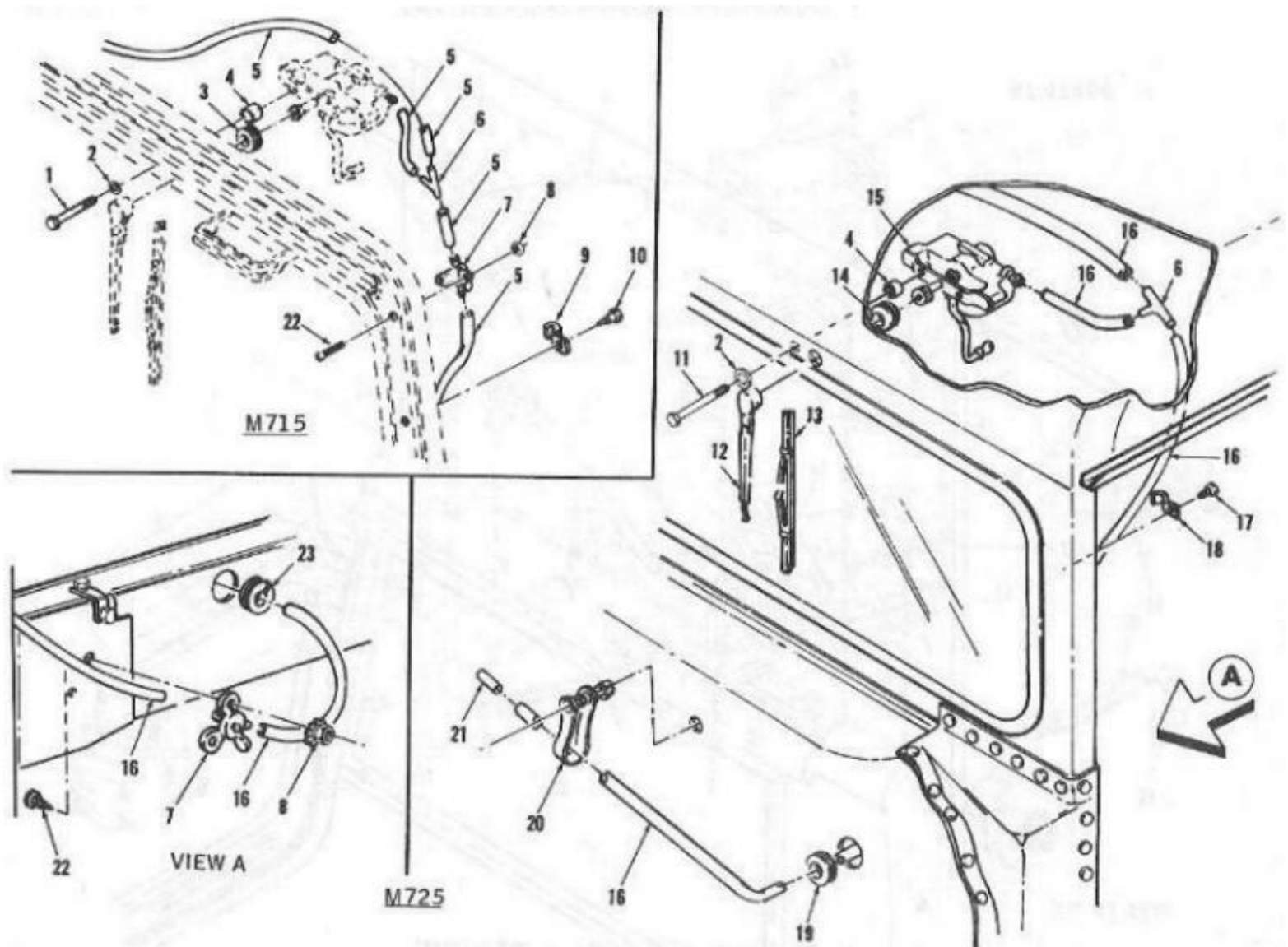


Figure 142: Windshield Wipers, Motors and Related Parts

Page 380

(1) SMR code	(2) Federal Stock Number	(3) Description Reference Number & Mfg. Code Usable on Code	(4) Unit of meas	(5) Qty inc in unit	(6) 30-day DS maint. allowance			(7) 30-day GS maint. allowance			(8) 1-yr alw per 100 equip cntgcy	(9) Depot maint alw per 100 equip	(10) Illustration	
					(a) 1-20	(b) 21-50	(c) 51-100	(a) 1-20	(b) 21-50	(c) 51-100			(a) Figure No.	(b) Item No.
		2202 -ACCESSORY ITEMS Continued												
PO	5305-015-5198	SCREW, MACHINE, MOTOR MOUNTING 155198 (24617) CA	EA	4	*	*	*	*	*	*			142	11
PO	2540-917-5896	ARM ASSEMBLY, WINDSHIELD WIPER 11652522 (19207)	EA	2	*	*	*	*	*	*			142	12
PO	2540-917-5894	BLADE, WINDSHIELD WIPER 11640713 (19207)	EA	2	*	*	*	*	*	*			142	13

PO	5325-185-0004	GROMMET, RUBBER, WIPER MOTOR MS35490-34 (96906) CA	EA	2	*	*	*	*	*	*			142	14
PO	2540-917-5895	MOTOR ASSEMBLY, WINDSHIELD WIPER 7017830-1 (19207)	EA	2	*	*	*	*	*	*			142	15
MO		HOSE, WIPER (1 PIECE, 32 IN. LG., 1 PIECE, 6.5 IN. LG., 1 PIECE 38 IN. LG AND 1 PIECE 88 IN. LG) CA	EA	4	*	*	*	*	*	*			142	16
		MANUFACTURE FROM												
PO	4720-203-2668	HOSE, RUBBER (164.5 IN. REQUIRED) ZZ-H617, TYPE 1, CLASS 1 (81349)	FT	V	*	*	*	*	*	*				
PO	5305-052-8238	SCREW, MACHINE, WIPER HOSE CLAMP MS24617-42 (96906) CA	EA	3	*	*	*	*	*	*			142	17
PO	5340-157-7625	CLAMP, WIPER HOSE 7416682(19207) CA	EA	3	*	*	*	*	*	*			142	18
PO		BUSHING, RUBBER, WIPER HOSE 7000997 (19207)	EA	1	*	*	*	*	*	*			142	19
PO	2540-152-2499	CLIP, WIPER HOSE 11640737 (19207)	EA	1	*	*	*	*	*	*			142	20
PO	2530-930-0739	TUBE, WIPER HOSE 8742688 (19207)	EA	1	*	*	*	*	*	*			142	21
PO	5305-984-6208	SCREW, MACHINE, CONTROL VALVE MS 35206-261 (96906)	EA	2	*	*	*	*	*	*			142	22
PO	5325-451-9189	GROMMET, WIPER HOSE 7008259 (19207)	EA	1	*	*	*	*	*	*			142	23

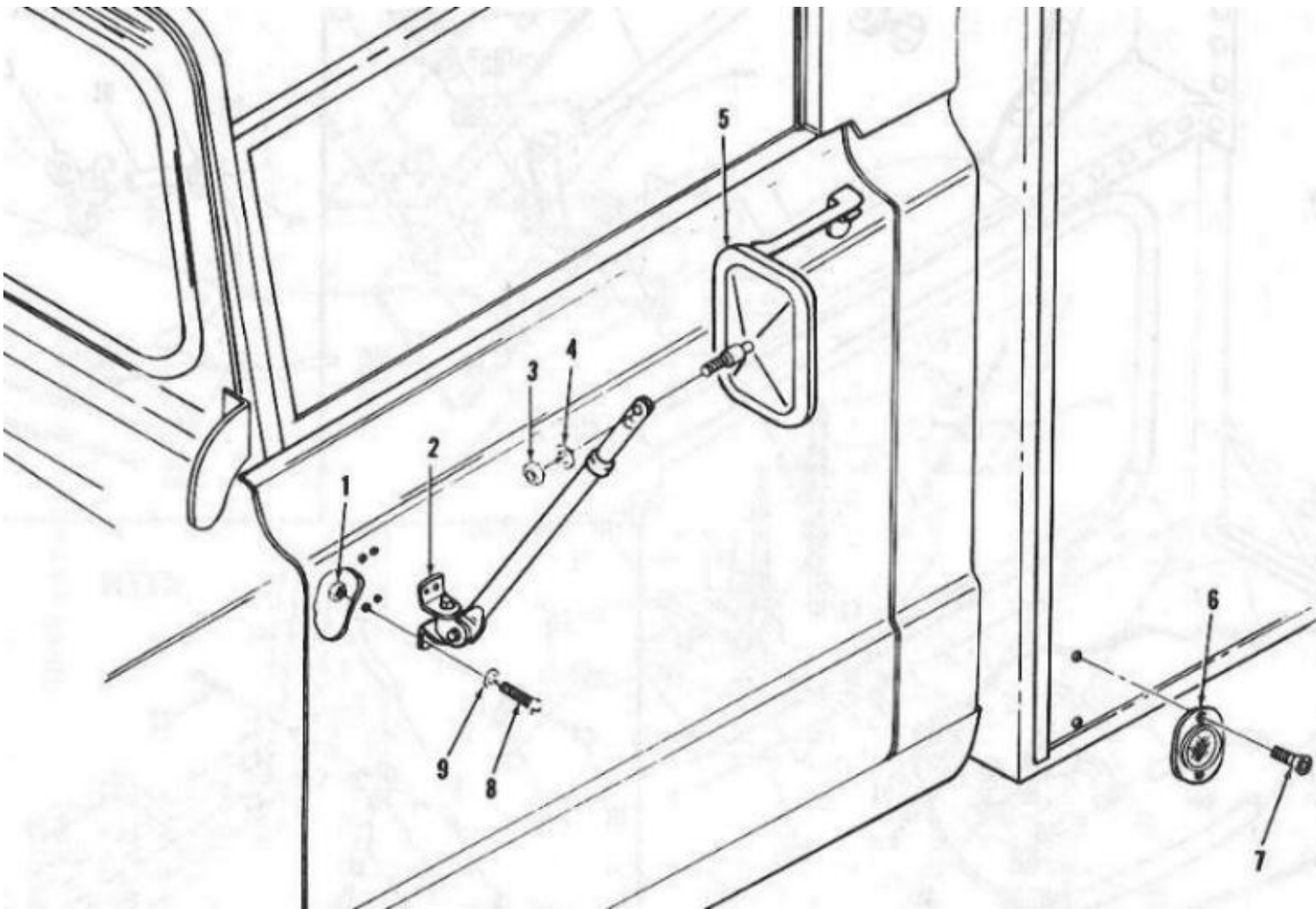


Figure 143: Rear View Mirrors, Reflectors and Mounting Parts

Page 381

(1) SMR code	(2) Federal Stock Number	(3) Description Reference Number & Mfg. Code Usable on Code	(4) Unit of meas	(5) Qty inc in unit	(6) 30-day DS maint. allowance			(7) 30-day GS maint. allowance			(8) 1-yr alw per 100 equip cntgcy	(9) Depot maint alw per 100 equip	(10) Illustration	
					(a) 1-20	(b) 21-50	(c) 51-100	(a) 1-20	(b) 21-50	(c) 51-100			(a) Figure No.	(b) Item No.
		2202 ACCESSORY ITEMS Continued												
PO	5310-616-1739	NUT, PLAIN, ARM MOUNTING MS51967-2 (96906) CA	EA	8	*	*	*	*	*	*			143	1
PO	2540-917-5901	ARM ASSEMBLY, REAR VIEW MIRROR 11657774-2 (19207) CA	EA	2	*	*	*	*	*	*			143	2
PO		ARM ASSEMBLY, REAR VIEW MIRROR 11657774-1 (19207)	EA	2	*	*	*	*	*	*			143	2
PO	5310-877-5796	NUT, PLAIN, HEXAGON, MIRROR MS21044-N4 (96906)	EA	2	*	*	*	*	*	*			143	3

PO	5310-809-4058	WASHER, FLAT, MIRROR MS27183-10 (96906)	EA	2	*	*	*	*	*	*			143	4
PO	2540-459-7267	MIRROR ASSEMBLY, REAR VIEW MS53015-1 (96906)	EA	2	*	*	*	*	*	*			143	5
PO	9905-205-2795	REFLECTOR, RED MS35387-1 (96906)	EA	4	*	*	*	*	*	*			143	6
PO	9905-202-3639	REFLECTOR, AMBER MS35387-2 (96906)	EA	2	*	*	*	*	*	*			143	6
PO	5305-855-0957	SCREW, MACHINE, REFLECTOR MS24629-46 (96906) CA	EA	12	*	*	*	*	*	*			143	7
PO	5305-543-2335	SCREW, MACHINE, REFLECTOR MOUNTING 188749 (24617) BA, BB, DA, DB, EA, EB	EA	12	*	*	*	*	*	*			143	7
PO	5305-988-1725	SCREW, MACHINE, ARM MOUNTING MS35206-281 (96906) BA, BB, DA, DB, EA, EB	EA	8	*	*	*	*	*	*			143	8
PO	5305-068-0502	SCREW, CAP, ARM MOUNTING MS90725-6 (96906) CA	EA	8	*	*	*	*	*	*			143	8
PO	5310-582-5965	WASHER, LOCK, ARM MOUNTING MS 35338-44 (96906)	EA	8	*	*	*	*	*	*			143	9
POR	2540-627-9923	HEATER ASSEMBLY, REAR AND CREW COMPARTMENT 8359774 (19207)	EA	2	*	*	*	*	*	*			144	
PF	2990-213-1279	VALVE ASSEMBLY, FUEL CONTROL 7520336 (19207)	EA	1	*	*	*	*	*	*			144	1

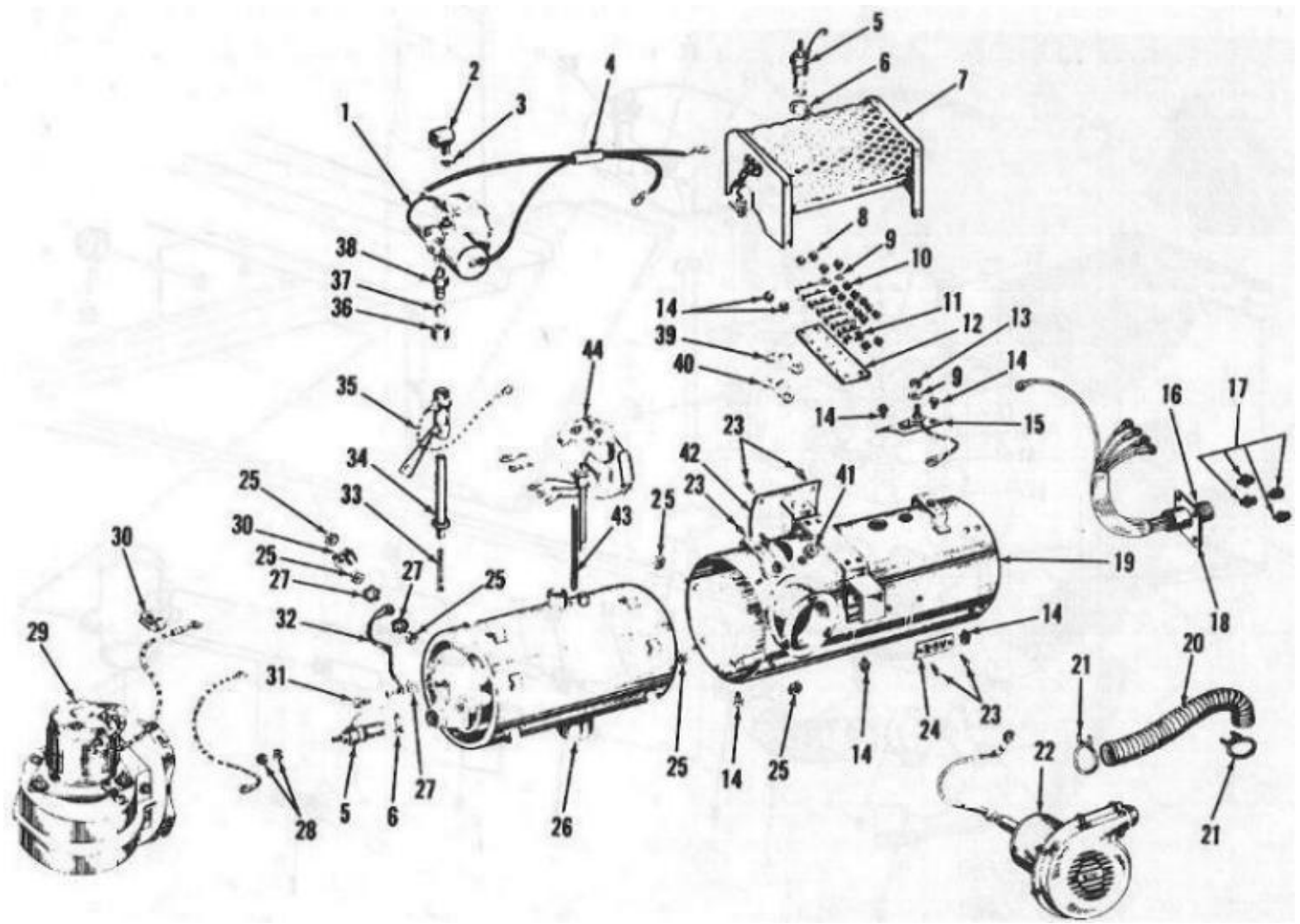


Figure 144: Rear Compartment and Crew Compartment Heaters

Page 382

(1) SMR code	(2) Federal Stock Number	(3) Description Reference Number & Mfg. Code Usable on Code	(4) Unit of meas	(5) Qty inc in unit	(6) 30-day DS maint. allowance			(7) 30-day GS maint. allowance			(8) 1-yr alw per 100 equip cntgcy	(9) Depot maint alw per 100 equip	(10) Illustration	
					(a) 1-20	(b) 21-50	(c) 51-100	(a) 1-20	(b) 21-50	(c) 51-100			(a) Figure No.	(b) Item No.
		2202-ACCESSORY ITEMS Continued												
		HEATER ASSEMBLY, REAR AND CREW COMPARTMENT-Continued												
PF		ELBOW, FUEL VALVE 444038 (24617)	EA	1	*	*	*	*	*	*			144	2
X2F		SCREEN, INLET, FUEL VALVE 7520348 (19207)	EA	1	*	*	*	*	*	*			144	3
PF	5975-773-2201	SLEEVE, CABLE 7390197 (19207)	EA	1	*	*	*	*	*	*			144	4
PF	2540-312-2017	IGNITOR ASSEMBLY 7700170 (19207)	EA	2	*	*	*	*	*	*			144	5

PF	2540-752-0358	GASKET, IGNITOR 7520358 (19207)	EA	2	*	*	*	*	*	*			144	6
X2F		GUARD ASSEMBLY 7951964 (19207)	EA	1	*	*	*	*	*	*			144	7
PF	5305-592-9988	SCREW, MACHINE, TERMINAL STRIP 8359534 (19207)	EA	4	*	*	*	*	*	*			144	8
PF		WASHER, LOCK, TERMINAL STRIP 138526 (24617)	EA	6	*	*	*	*	*	*			144	9
PF		SCREW, MACHINE, TERMINAL STRIP 454718 (24617)	EA	4	*	*	*	*	*	*			144	10
PF	2590-752-0372	STRIP, TERMINAL 7520372 (19207)	EA	1	*	*	*	*	*	*			144	11
PF	2590-752-0373	STRIP, DOUBLE MARKER 7520373 (19207)	EA	1	*	*	*	*	*	*			144	12
PF	5310-013-4530	NUT, PLAIN, HEXAGON, OVERHEAT SWITCH 134530 (24617)	EA	2	*	*	*	*	*	*			144	13
PF	5310-479-5005	SCREW, MACHINE 455229 (24617)	EA	11	*	*	*	*	*	*			144	14
PF	5930-568-4181	SWITCH ASSEMBLY, OVERHEAT 7520340 (19207)	EA	1	*	*	*	*	*	*			144	15

					(6) 30-day DS maint. allowance			(7) 30-day GS maint. allowance					(10) Illustration	
(1) SMR code	(2) Federal Stock Number	(3) Description Reference Number & Mfg. Code Usable on Code	(4) Unit of meas	(5) Qty inc in unit	(a) 1-20	(b) 21-50	(c) 51-100	(a) 1-20	(b) 21-50	(c) 51-100	(8) 1-yr alw per 100 equip cntgcy	(9) Depot maint alw per 100 equip	(a) Figure No.	(b) Item No.
		2202 ACCESSORY ITEMS-Continued												
		HEATER ASSEMBLY, REAR AND CREW COMPARTMENT-Continued												
PF		RECEPTACLE, ELECTRICAL 7410324 (19207)	EA	1	*	*	*	*	*	*			144	16
PF		SCREW, MACHINE, RECEPTACLE 8359533 (19207)	EA	4	*	*	*	*	*	*			144	17
PF	5935-772-9224	CONNECTOR, RECEPTACLE 8359787 (19207)	EA	1	*	*	*	*	*	*			144	18
X2F		HOUSING ASSEMBLY, HEATER 8359783 (19207)	EA	1	*	*	*	*	*	*			144	19
PF	4720-752-0366	DUCT, COMBUSTION, BLOWER 7520366 (19207)	EA	1	*	*	*	*	*	*			144	20
PF	4730-770-9059	CLAMP, HOSE, AIR DUCT 8359683 (19207)	EA	2	*	*	*	*	*	*			144	21
PF	2540-340-3393	BLOWER ASSEMBLY, VENT 8359743 (19207)	EA	1	*	*	*	*	*	*			144	22
PF		RIVET, TUBULAR, IDENTIFICATION PLATES 118730 (78385)	EA	6	*	*	*	*	*	*			144	23
X2F		PLATE, IDENTIFICATION, 24V 484153 (78385)	EA	1	*	*	*	*	*	*			144	24

PF	5310-333-7341	NUT, PLAIN, BLOWER AND GROUND LEAD 7951221 (19207)	EA	7	*	*	*	*	*	*			144	25
PF	2540-692-8851	EXCHANGER ASSEMBLY HEAT 8359782 (19207)	EA	1	*	*	*	*	*	*			144	26
PF	5310-017-8364	WASHER, LOCK, GROUND LEAD 178364 (24617)	EA	5	*	*	*	*	*	*			144	27
PF	5310-167-1366	NUT, PLAIN, HEXAGON, IGNITOR 113103 (24617)	EA	2	*	*	*	*	*	*			144	28
PF	2540-344-8601	BLOWER ASSEMBLY, COMBUSTION 8359779 (19207)	EA	1	*	*	*	*	*	*			144	29
PF		CLAMP, LOOP 572889 (24617)	EA	1	*	*	*	*	*	*			144	30

Page 384

					(6) 30-day DS maint. allowance			(7) 30-day GS maint. allowance					(10) Illustration	
(1) SMR code	(2) Federal Stock Number	(3) Description Reference Number & Mfg. Code Usable on Code	(4) Unit of meas	(5) Qty inc in unit	(a) 1-20	(b) 21-50	(c) 51-100	(a) 1-20	(b) 21-50	(c) 51-100	(8) 1-yr alw per 100 equip cntgcy	(9) Depot maint alw per 100 equip	(a) Figure No.	(b) Item No.
		2202- ACCESSORY ITEMS Continued												
		HEATER ASSEMBLY, REAR AND CREW COMPARTMENT-Continued												
PF		SCREW, MACHINE, GROUND LEAD 455230 (24617)	EA	1	*	*	*	*	*	*			144	31
PF	6150-279-6097	LEAD, GROUND 7413564 (19207)	EA	1	*	*	*	*	*	*			144	32
PF	5330-752-0346	WICK, FUEL 7520346 (19207)	EA	1	*	*	*	*	*	*			144	33
PF	4730-090-9123	STANDPIPE, WICK 7951960 (19207)	EA	1	*	*	*	*	*	*			144	34
PF		RESISTOR ASSEMBLY, HEATER G489359 (78385)	EA	1	*	*	*	*	*	*			144	35
PF	4730-844-6345	NUT, TUBE, FUEL VALVE 114630 (24617)	EA	1	*	*	*	*	*	*			144	36
PF	4730-423-3559	COLLAR, COMPRESSION FUEL VALVE 114631 (24617)	EA	1	*	*	*	*	*	*			144	37
PF	4730-270-4557	UNION, PIPE, FUEL VALVE 114629 (24617)	EA	1	*	*	*	*	*	*			144	38
PF	2540-308-6205	FLANGE, FUEL LINE 7951959 (19207)	EA	1	*	*	*	*	*	*			144	39
PF	2540-039-8967	PLATE, FUEL LINE 7951958 (19207)	EA	1	*	*	*	*	*	*			144	40
PF	5325-550-9356	GROMMET, RUBBER 117959 (24617)	EA	1	*	*	*	*	*	*			144	41
X2F		PLATE, IDENTIFICATION 484114 (78385)	EA	1	*	*	*	*	*	*			144	42
PF	2540-039-8086	ROD, QUARTZ 7416552 (19207)	EA	1	*	*	*	*	*	*			144	43

PF	2540-152-2528	SWITCH ASSEMBLY, FLAME DETECTOR 7700185 (19207)	EA	1	*	*	*	*	*	*			144	44
----	---------------	---	----	---	---	---	---	---	---	---	--	--	-----	----

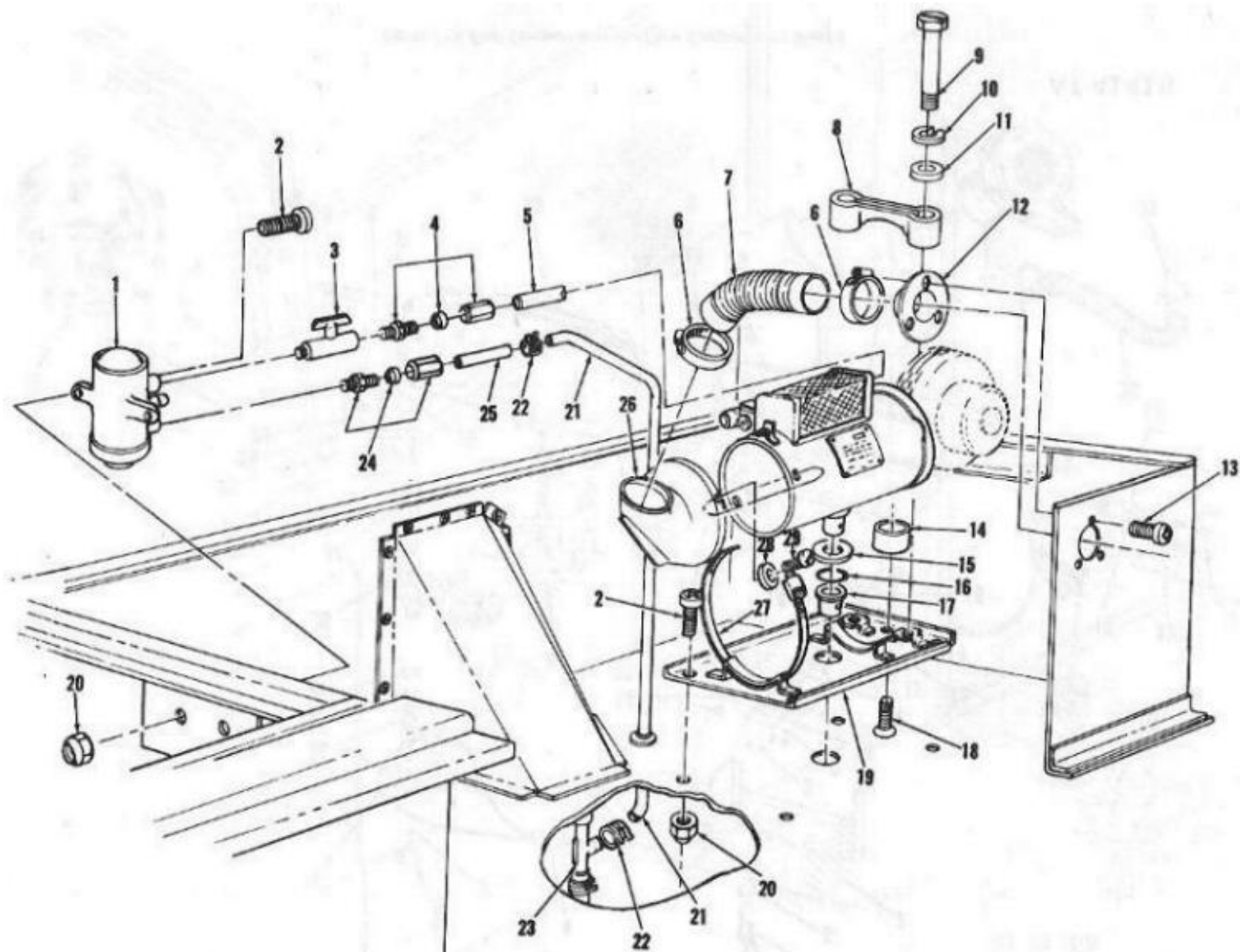


Figure 145: Rear Compartment Heater and Related Parts

Page 385

(1) SMR code	(2) Federal Stock Number	(3) Description Reference Number & Mfg. Code Usable on Code	(4) Unit of meas	(5) Qty inc in unit	(6) 30-day DS maint. allowance			(7) 30-day GS maint. allowance			(8) 1-yr alw per 100 equip cntgcy	(9) Depot maint alw per 100 equip	(10) Illustration	
					(a)	(b)	(c)	(a)	(b)	(c)			(a) Figure No.	(b) Item No.
		2202 ACCESSORY ITEMS Continued												
		HEATER ASSEMBLY, REAR AND CREW COMPARTMENT-Continued												

PF	2540-692-8848	HEATER ASSEMBLY, W/O BLOWER 8359778 (19207)	EA	1	*	*	*	*	*	*				
PF	5950-645-8838	COIL ASSEMBLY 8359613 (19207)	EA	1	*	*	*	*	*	*				
PF	5950-310-4655	COIL ASSEMBLY 8359617 (19207)	EA	1	*	*	*	*	*	*				
PO	2910-073-0165	PUMP, FUEL MS51321-1 (96906) CA	EA	1	*	*	*	*	*	*			145	1
PO	5305-993-2461	SCREW, MACHINE, SUPPORT PANEL AND FUEL PUMP MOUNTING MS35207-281 (96906) CA	EA	6	*	*	*	*	*	*			145	2
PO		COCK, FUEL SHUTOFF 593549 (24617) CA	EA	1	*	*	*	*	*	*			145	3
PO	4730-270-4673	FITTING, FUEL TUBE 114795 (24617) CA	EA	1	*	*	*	*	*	*			145	4
PO		TUBE, FUEL PUMP-TO-HEATER 11658048 (19207) CA	EA	1	*	*	*	*	*	*			145	5
PO	4730-133-3252	CLAMP, HOSE 11608950-17 (19207) CA	EA	2	*	*	*	*	*	*			145	6
MO		HOSE, DUCT, HEATER 8711056 (19207) CA	EA	1									145	7
		MANUFACTURE FROM:												
PO	4720-409-3988	HOSE, DUCT (11-1/2 IN. REQUIRED) MIL-H-62028, TYPE III, CLASS 1 (81349)	FT	V	*	*	*	*	*	*				
PO	5340-157-7536	CLAMP, HEATER HOLDDOWN 11658216 (19207) CA	EA	1	*	*	*	*	*	*			145	8
PO	5305-795-1122	SCREW, MACHINE, HOLDDOWN CLAMP 7951122-1 (19207) CA	EA	2	*	*	*	*	*	*			145	9

					(6) 30-day DS maint. allowance			(7) 30-day GS maint. allowance					(10) Illustration	
(1) SMR code	(2) Federal Stock Number	(3) Description Reference Number & Mfg. Code Usable on Code	(4) Unit of meas	(5) Qty inc in unit	(a) 1-20	(b) 21-50	(c) 51-100	(a) 1-20	(b) 21-50	(c) 51-100	(8) 1-yr alw per 100 equip cntgcy	(9) Depot maint alw per 100 equip	(a) Figure No.	(b) Item No.
		2202 ACCESSORY ITEMS Continued												

PO	5310-407-9566	WASHER, LOCK, HOLDDOWN CLAMP MS35338-45 (96906) CA	EA	2	*	*	*	*	*	*			145	10
PO	5310-081-4219	WASHER, FLAT, HOLDDOWN CLAMP MS27183-12 (96906) CA	EA	2	*	*	*	*	*	*			145	11
X20		ADAPTER ASSEMBLY, VENT 7390369(19207) CA	EA	1	*	*	*	*	*	*			145	12
PO	5305-052-8238	SCREW, MACHINE, VENT ADAPTER MS24617-42 (96906) CA	EA	3	*	*	*	*	*	*			145	13
PO	2510-739-0787	SUPPORT ASSEMBLY, HEATER 7390787 (19207) CA	EA	1	*	*	*	*	*	*			145	14
PO	5310-770-0243	WASHER, EXHAUST 7700243(19207) CA	EA	1	*	*	*	*	*	*			145	15
PO	2540-770-0242	SEAL, EXHAUST 7700242 (19207) CA	EA	1	*	*	*	*	*	*			145	16
PO	2990-152-2531	EXTENSION, EXHAUST 7390043 (19207) CA	EA	1	*	*	*	*	*	*			145	17
PO	5305-954-4295	SCREW, MACHINE, HEATER SUPPORT MS35190-287 (96906) CA	EA	1	*	*	*	*	*	*			145	18
X20		PANEL ASSEMBLY, HEATER SUPPORT 11658501 (19207) CA	EA	1	*	*	*	*	*	*			145	18
PO	5310-959-7600	NUT, PLAIN, HEXAGON, SUPPORT PANEL AND FUEL PUMP MOUNTING MS51922-5 (96906) CA	EA	6	*	*	*	*	*	*			145	20
MO		HOSE, FUEL 11657394-7 (19207) CA	EA	1									145	21
		MANUFACTURE FROM:												
PO		HOSE, RUBBER (28 IN. REQUIRED) MIL-H-13444, TYPE II (81349)	FT	V	*	*	*	*	*	*				

				(6) 30-day DS maint. allowance	(7) 30-day GS maint. allowance			(10) Illustration

(1) SMR code	(2) Federal Stock Number	(3) Description Reference Number & Mfg. Code Usable on Code	(4) Unit of meas	(5) Qty inc in unit	(a) 1-20	(b) 21-50	(c) 51-100	(a) 1-20	(b) 21-50	(c) 51-100	(8) 1-yr alw per 100 equip cntgcy	(9) Depot maint alw per 100 equip	(a) Figure No.	(b) Item No.
		2202 ACCESSORY ITEMS- Continued												
PO	4730-137-9236	CLAMP, FUEL HOSE 11640805-3 (19207) CA	EA	4	*	*	*	*	*	*			145	22
PO		TEE, FUEL LINE 11662583 (19207) CA	EA	1	*	*	*	*	*	*			145	23
PO	4730-270-4673	FITTING, FUEL TUBE 114796 (24617) CA	EA	1	*	*	*	*	*	*			145	24
MO		TUBE, TEE-TO-FUEL PUMP 8742689 (19207) CA	EA	1									145	25
		MANUFACTURE FROM:												
PO		TUBE, STEEL (2.38 IN. REQUIRED) MIL-T-3520, TYPE III (81349)	FT	V	*	*	*	*	*	*				
PO	2540-753-7537	ADAPTER ASSEMBLY, OUTLET 7537537 (19207) CA	EA	1	*	*	*	*	*	*			145	26
PO	4730-274-7406	CLAMP, HEATER 7951827 (19207) CA	EA	1	*	*	*	*	*	*			145	27
PO	5310-061-0004	WASHER, LOCK, OUTLET ADAPTER MS45904-57 (96906) CA	EA	4	*	*	*	*	*	*			145	28
PO	5305-889-3002	SCREW, MACHINE, OUTLET ADAPTER MS35206-242 (96906)	EA	4	*	*	*	*	*	*			145	29
PO		BLOWER ASSEMBLY, AIR 11657832 (19207) CA	EA	1	*	*	*	*	*	*			146	1
PO		HEATER ASSEMBLY, WATER 11657852 (19207) CA	EA	1	*	*	*	*	*	*			146	2
X20		NOZZLE ASSEMBLY, DEFROSTER 11657700 (19207) CA	EA	2	*	*	*	*	*	*			146	3

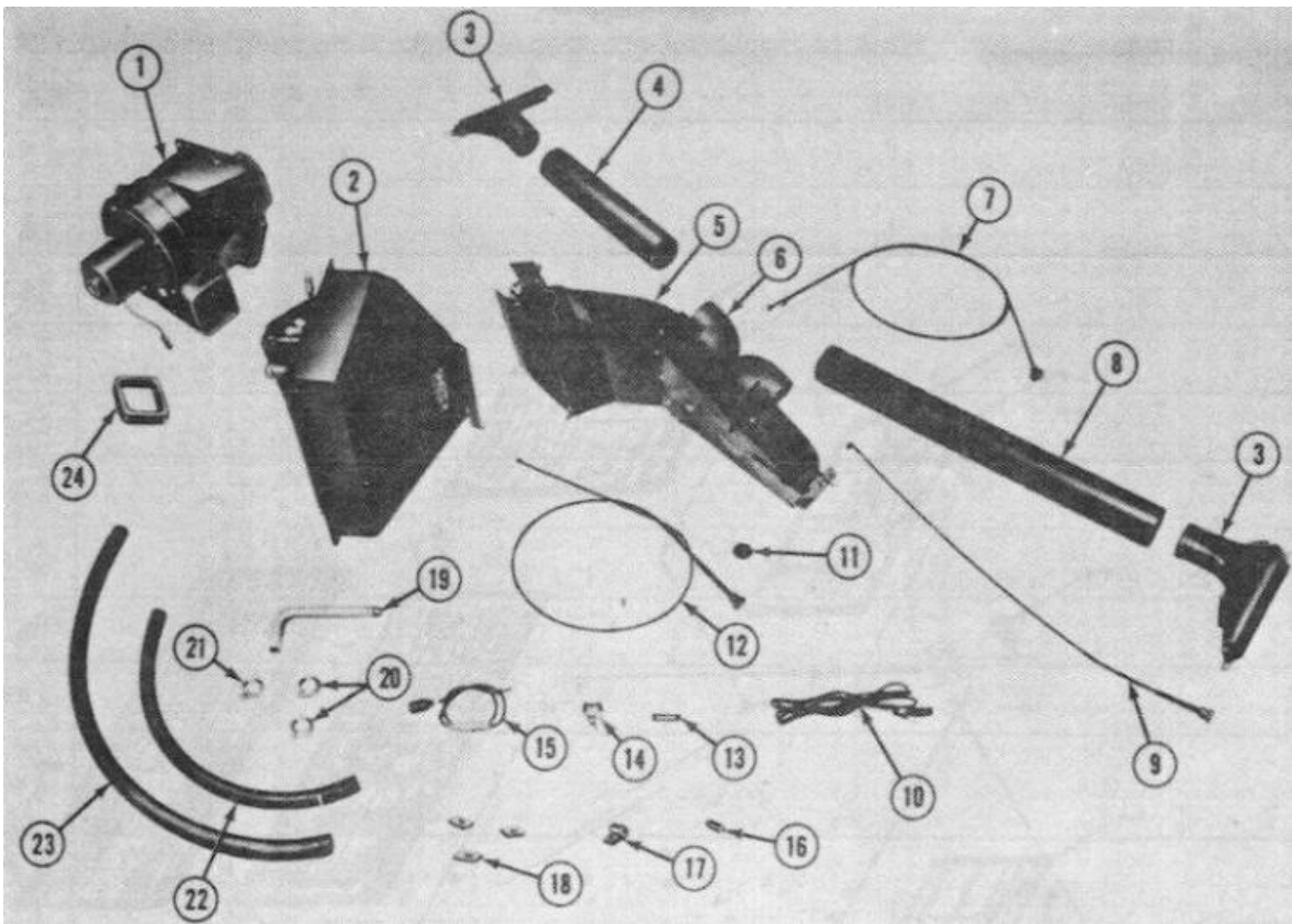


Figure 146: Fresh Air Heater and Related Parts

Page 388

(1) SMR code	(2) Federal Stock Number	(3) Description Reference Number & Mfg. Code Usable on Code	(4) Unit of meas	(5) Qty inc in unit	(6) 30-day DS maint. allowance			(7) 30-day GS maint. allowance			(8) 1-yr alw per 100 equip cntgcy	(9) Depot maint alw per 100 equip	(10) Illustration	
					(a) 1-20	(b) 21-50	(c) 51-100	(a) 1-20	(b) 21-50	(c) 51-100			(a) Figure No.	(b) Item No.
		2202 ACCESSORY ITEMS Continued												
MO		HOSE, DEFROSTER (1 PIECE 14 IN. LG., 1 PIECE 24-1/2 IN. LG) CA	EA	2									146	4
		MANUFACTURE FROM:												
PO	4720-999-9323	HOSE, DUCT (38-1/2 IN. REQUIRED) MIL-H-62028, TYPE III, CLASS I (81349)	FT	V	*	*	*	*	*	*				

X20		DUCT AND VALVE ASSEMBLY, AIR 11657837 (19207) CA	EA	1	*	*	*	*	*	*			146	5
X20		DISTRIBUTOR ASSEMBLY, AIR 11657833 (19207) CA	EA	1	*	*	*	*	*	*			146	6
X20		CABLE ASSEMBLY, AIR CONTROL 868690 1-4 (19207) CA	EA	1	*	*	*	*	*	*			146	7
MO		HOSE, DEFROSTER (1-PIECE 14 IN. LG., 1-PIECE 24 IN. LG) CA	EA	2									146	8
		MANUFACTURE FROM:												
PO	4720-999-9323	110SF, DUCT (38 IN. REQUIRED) MIL-H-62028, TYPE III, CLASS I (81349)	FT	V	*	*	*	*	*	*				
PO	3040-472-4187	CABLE ASSEMBLY, DEFROSTER CONTROL 8686901-3 (19207) CA	EA	1	*	*	*	*	*	*			146	9
PO		CABLE ASSEMBLY, HEATER SWITCH-TO HEATER MOTOR 11657665 (19207) CA	EA	1	*	*	*	*	*	*			146	10
PO		GROMMET, RUBBER, CONTROL CABLE 7000997(19207) CA	EA	1	*	*	*	*	*	*			146	11
PO		CABLE ASSEMBLY, HEAT CONTROL 8686901-2 (19207) CA	EA	1	*	*	*	*	*	*			146	12
PO		DECAL, BLOWER SWITCH 11657671 (19207) CA	EA	1	*	*	*	*	*	*			146	13
PO	5930-655-1514	SWITCH, BLOWER, ON-OFF MS 35058-22 (96906) CA	EA	1	*	*	*	*	*	*			146	14
PO		CABLE ASSEMBLY, BATTERY-TO-HEATER SWITCH 11657916(19207) CA	EA	1	*	*	*	*	*	*			146	15

				(6) 30-day DS maint. allowance	(7) 30-day GS maint. allowance			(10) Illustration

(1) SMR code	(2) Federal Stock Number	(3) Description Reference Number & Mfg. Code Usable on Code	(4) Unit of meas	(5) Qty inc in unit	(a) 1-20	(b) 21-50	(c) 51-100	(a) 1-20	(b) 21-50	(c) 51-100	(8) 1-yr alw per 100 equip cntgcy	(9) Depot maint alw per 100 equip	(a) Figure No.	(b) Item No.
		2202 ACCESSORY ITEMS Continued												
PO		SPACER, DISTRIBUTOR MOUNTING QQ-T830 (81349) CA	EA	1	*	*	*	*	*	*			146	16
PO	5340-827-8314	CLIP, CONTROL CABLE MS21333-33 (96906) CA	EA	1	*	*	*	*	*	*			146	17
PO	5310-696-5177	NUT ASSEMBLY, CONTROL CABLE 8328482 (19207) CA	EA	3	*	*	*	*	*	*			146	18
PO	5330-297-7255	TUBE, WATER, ENGINE OUTLET 11657251 (19207) CA	EA	1	*	*	*	*	*	*			146	19
PO	4730-908-3194	CLAMP, HOSE MS35842-1 1 (96906) CA	EA	2	*	*	*	*	*	*			146	20
PO	4730-908-3194	CLAMP, HOSE MS35842-I 1(96906) CA	EA	1	*	*	*	*	*	*			146	21
MO		HOSE, WATER 11657670-1 (19207) CA	EA	1									146	22
		MANUFACTURE FROM:												
PO		HOSE, RUBBER (22 IN. REQUIRED) ZZ-H428, TYPE VI, GRADE B, CLASS 2 (81349)	FT	V	*	*	*	*	*	*				
MO		HOSE, WATER 11657670-2 (19207) CA	EA	1									146	23
		MANUFACTURE FROM:												
PO		HOSE, RUBBER, (34 IN. REQUIRED) ZZ-H428, TYPE VI, GRADE B, CLASS 2 (81349)	FT	V	*	*	*	*	*	*				
PO		SEAL, BLOWER 11640873 (19207) CA	EA	1	*	*	*	*	*	*			146	24
PO	5305-068-0500	SCREW, CAP, CABLE CLIP MS90725-3 (96906) CA	EA	1	*	*	*	*	*	*				

				(6) 30-day DS maint. allowance	(7) 30-day GS maint. allowance			(10) Illustration
--	--	--	--	---	---	--	--	----------------------

(1) SMR code	(2) Federal Stock Number	(3) Description Reference Number & Mfg. Code Usable on Code	(4) Unit of meas	(5) Qty inc in unit	(a) 1-20	(b) 21-50	(c) 51-100	(a) 1-20	(b) 21-50	(c) 51-100	(8) 1-yr alw per 100 equip cntgcy	(9) Depot maint alw per 100 equip	(a) Figure No.	(b) Item No.
		2202 ACCESSORY ITEMS Continued												
PO		NUT, CABLE CLIP 8328462(19207) CA	EA	1	*	*	*	*	*	*				
PO		CLIP, DISTRIBUTOR 7974659 (19207) CA	EA	3	*	*	*	*	*	*				
PO		SCREW, MACHINE, DISTRIBUTOR 443882 (24617) CA	EA	8	*	*	*	*	*	*				
PO		SCREW, MACHINE, DISTRIBUTOR 451673 (24617) CA	EA	1	*	*	*	*	*	*				
PO	5310-809-4058	WASHER, FLAT, DISTRIBUTOR MS27183-10 (96906) CA	EA	1	*	*	*	*	*	*				
PO		NUT ASSEMBLY, HEATER AND DUCT AND VALVE MOUNTING 8328462 (19207) CA	EA	4	*	*	*	*	*	*				
		2210 DATA PLATES												
PO		PLATE, WINCH CONTROL 11657243 (19207) BB, DB, EB	EA	1	*	*	*	*	*	*			147	1
PO	5305-016-1790	SCREW, MOUNTING PLATE ATTACHING 161790 (24617)	EA	4	*	*	*	*	*	*			147	2
PO	9905-431-8337	PLATE, CAUTION, TRANSFER AND TRANSMISSION 11657242 (19207)	EA	1	*	*	*	*	*	*			147	3
PO		RIVET, DATA PLATE ATTACHING MS 16535-228 (96906)	EA	24	*	*	*	*	*	*			147	4
PO	9905-168-3190	PLATE, TRANSMISSION AND TRANSFER SHIFTING 11657241 (19207)	EA	1	*	*	*	*	*	*			147	5
PO	9905-248-4741	PLATE, SERVICING 11640941 (19207)	EA	1	*	*	*	*	*	*			147	6
PO	9905-248-4739	PLATE, WEIGHT AND DIMENSION 11640942 (19207) BA, BB, DA, EA	EA	1	*	*	*	*	*	*			147	7
PO	9905-426-0763	PLATE, WEIGHT AND DIMENSION 11657303 (19207) CA	EA	1	*	*	*	*	*	*			147	7

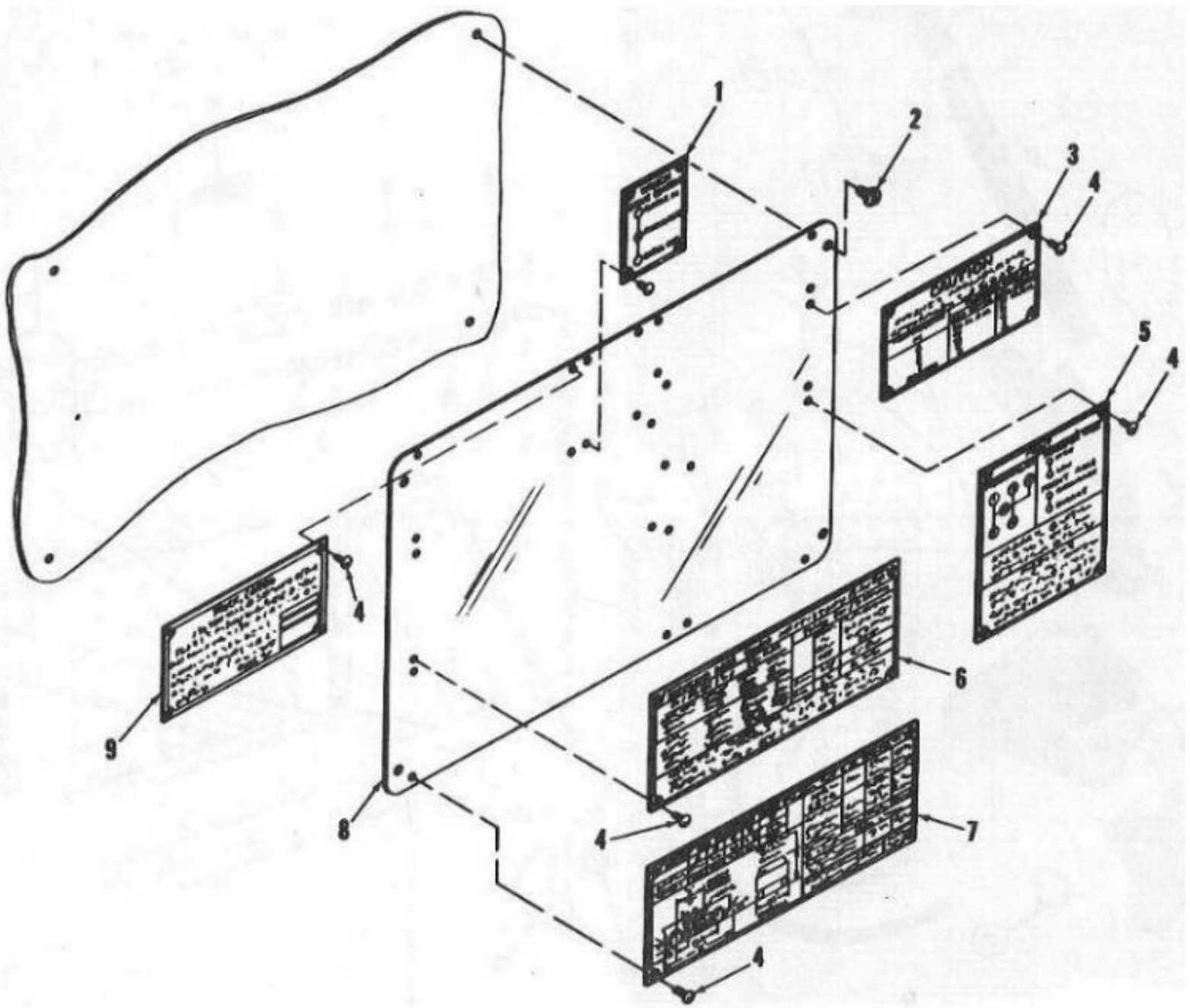


Figure 147: Data Plates

Page 391

(1) SMR code	(2) Federal Stock Number	(3) Description Reference Number & Mfg. Code Usable on Code	(4) Unit of meas	(5) Qty inc in unit	(6) 30-day DS maint. allowance			(7) 30-day GS maint. allowance			(8) 1-yr alw per 100 equip cntgcy	(9) Depot maint alw per 100 equip	(10) Illustration	
					(a) 1-20	(b) 21-50	(c) 51-100	(a) 1-20	(b) 21-50	(c) 51-100			(a) Figure No.	(b) Item No.
		2210 DATA PLATES Continued												
PO		PLATE, WEIGHT AND DIMENSION 11657246 (19207) DB	EA	1	*	*	*	*	*	*			147	7

PO		PLATE, WEIGHT AND DIMENSION 11658082 (19207) EB	EA	1	*	*	*	*	*	*			147	7
PO	2510-405-4377	PLATE, MOUNTING, DATA 7412583 (19207)	EA	1	*	*	*	*	*	*			147	8
PO		PLATE, NAME 11658081 (19207) EB	EA	1	*	*	*	*	*	*			147	9
PO	9905-405-0230	PLATE, NAME 11640940 (19207) BA, DA, EA	EA	1	*	*	*	*	*	*			147	9
PO	9905-405-0224	PLATE, NAME 11657377 (19207) CA	EA	1	*	*	*	*	*	*			147	9
PO		PLATE, NAME 11657245 (19207) DB	EA	1	*	*	*	*	*	*			147	9
PO		PLATE, NAME 11657304 (19207) BB	EA	1	*	*	*	*	*	*			147	9
X2F		TAG, FRONT AXLE IDENTIFICATION 32682-4 (72447)	EA	1	*	*	*	*	*	*			74	27
X2F		TAG, FRONT AXLE RATIO 17627-17 (72447)	EA	1	*	*	*	*	*	*			74	28
X2F		TAG, REAR AXLE IDENTIFICATION 32682-4 (72447)	EA	1	*	*	*	*	*	*			77	44

GROUP 33-Special Purpose Kits

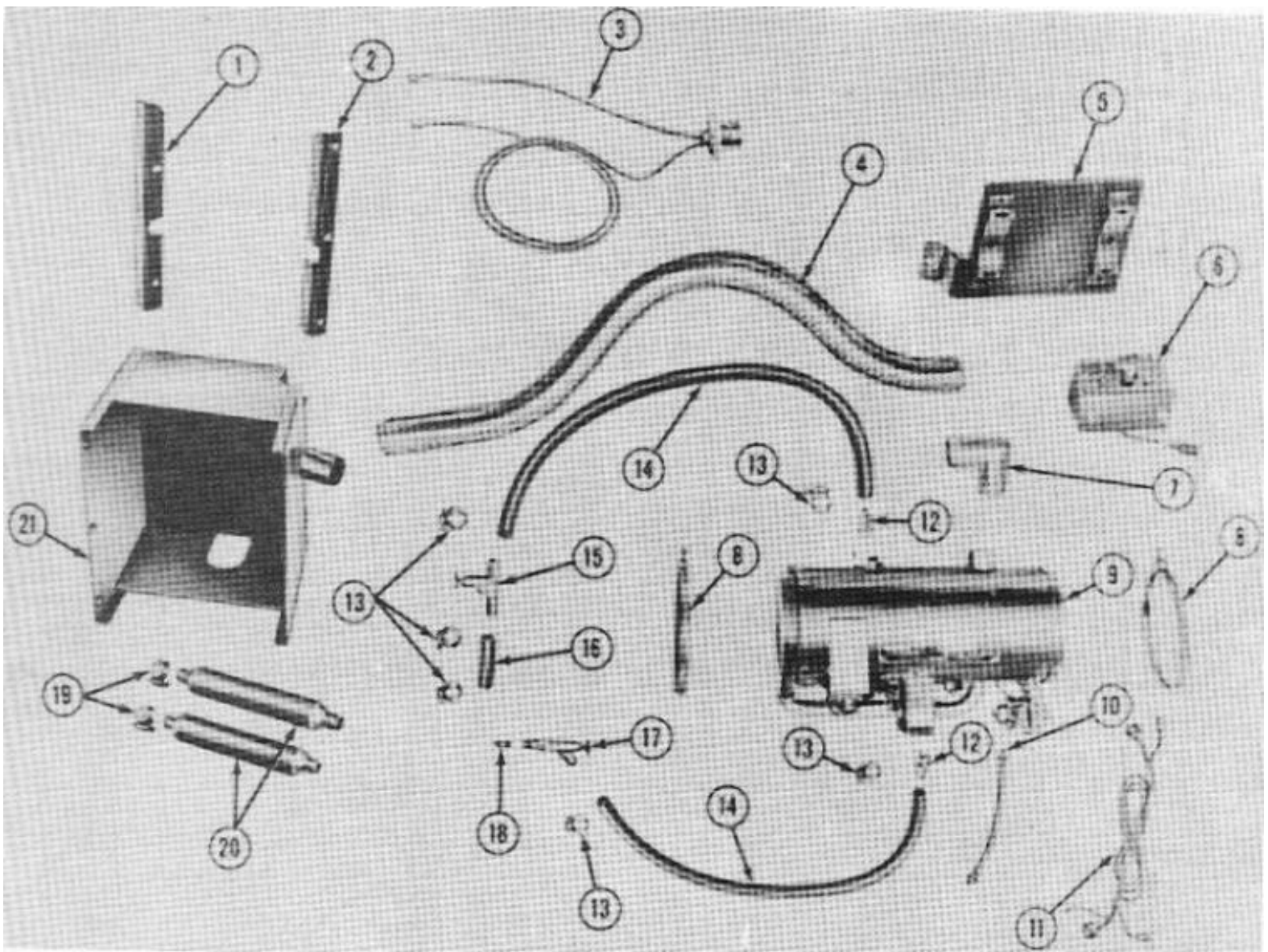
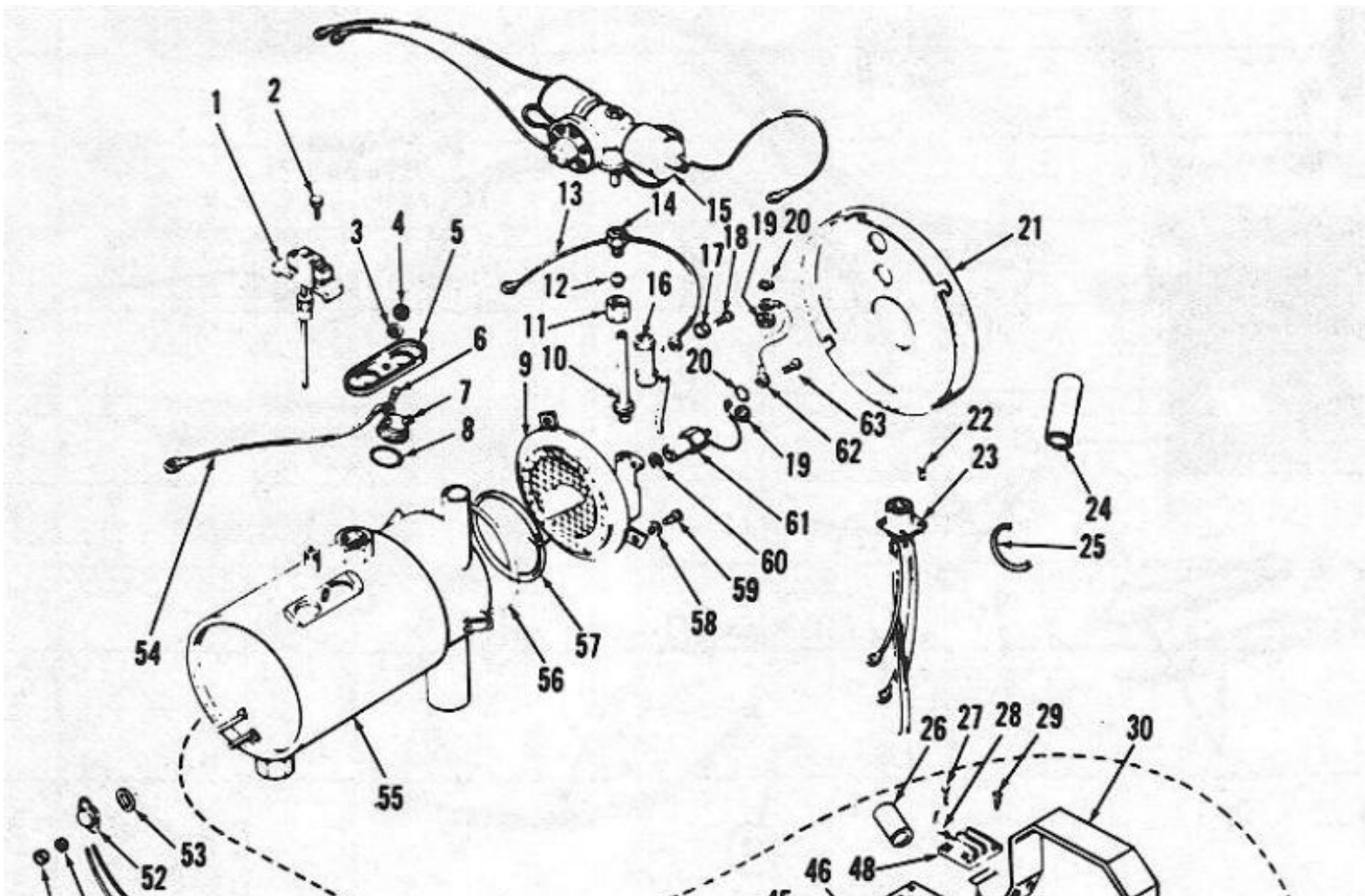


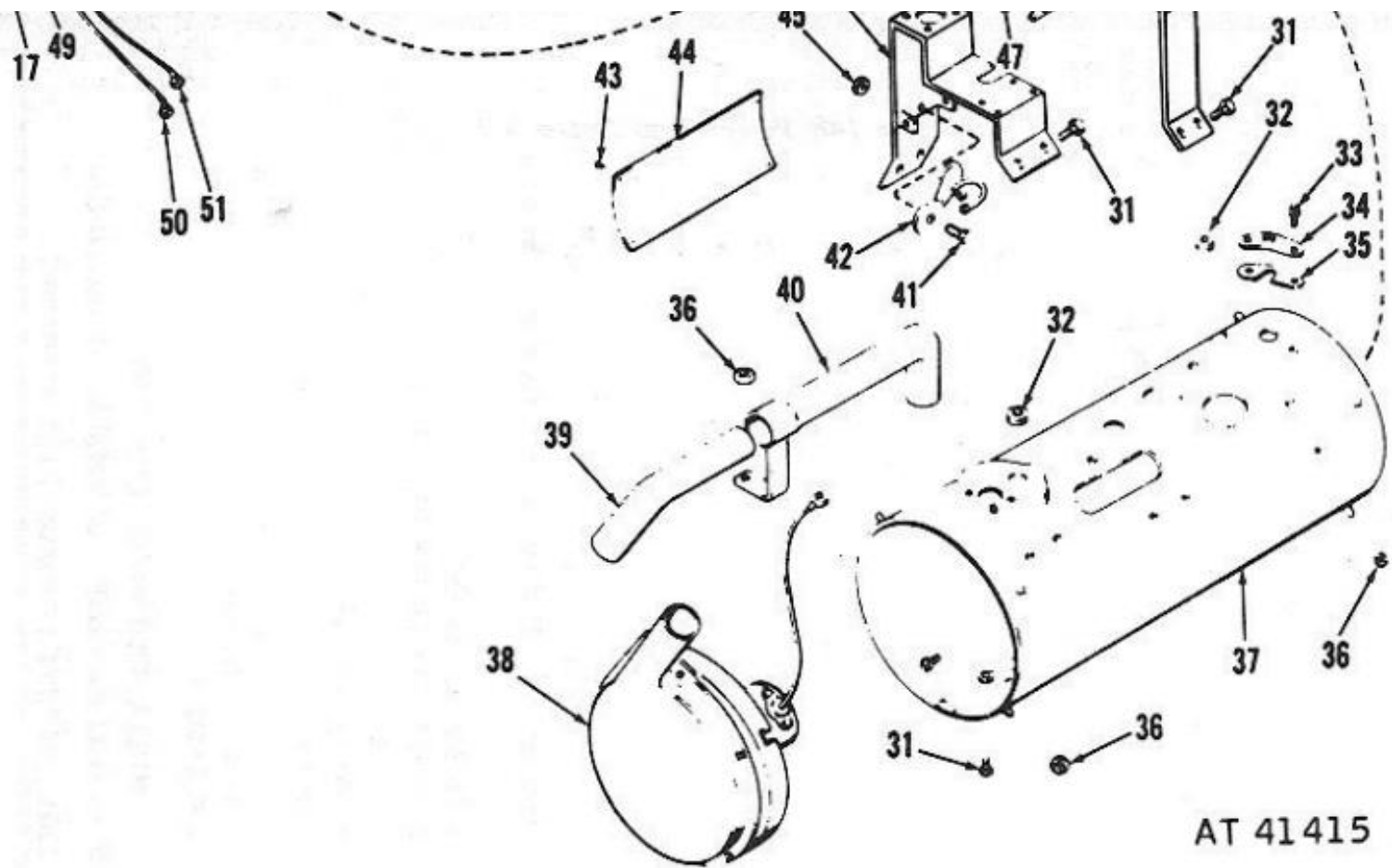
Figure 148: Power Plant Heater Kit

Page 401

(1) SMR code	(2) Federal Stock Number	(3) Description Reference Number & Mfg. Code Usable on Code	(4) Unit of meas	(5) Qty inc in unit	(6) 30-day DS maint. allowance			(7) 30-day GS maint. allowance			(8) 1-yr alw per 100 equip cntgcy	(9) Depot maint alw per 100 equip	(10) Illustration	
					(a)	(b)	(c)	(a)	(b)	(c)			(a) Figure No.	(b) Item No.
		GROUP 33-SPECIAL PURPOSE KITS												
		3303-WINTERIZATION KITS												
PO	2540-933-3978	HEATER KIT, POWER PLANT 11657808 (19207)	EA	1	*	*	*	*	*	*			148	
X20		BRACKET, OIL PAN SHROUD, L. H. 11657210 (19207)	EA	1	*	*	*	*	*	*			148	1
X20		BRACKET, OIL PAN SHROUD, R.H. 11657209 (19207)	EA	1	*	*	*	*	*	*			148	2

PF		KIT, SLAVE RECEPTACLE 946878 (65909)	EA	1	SEE GRP	3307						148	3
PO		TUBE, HOT AIR EXHAUST 11657814 (19207)	EA	1	*	*	*	*	*	*		148	4
X20		SUPPORT ASSEMBLY, HEATER 11657816 (19207)	EA	1	*	*	*	*	*	*		148	5
PO	5306-775-1868	BOLT, MACHINE, HEATER SUPPORT MS90725-35 (96906)	EA	3	*	*	*	*	*	*			
PO	5310-880-7744	NUT, PLAIN, HEATER SUPPORT MS51967-5 (96906)	EA	3	*	*	*	*	*	*			
PO	5310-959-4679	WASHER, LOCK, HEATER SUPPORT MS35340-5 (96906)	EA	3	*	*	*	*	*	*			
X20		SPACER, HEATER SUPPORT 11657807 (19207)	EA	1	*	*	*	*	*	*			
PO	2540-953-0110	BOX ASSEMBLY, HEATER CONTROL 10885798 (19207)	EA	1	*	*	*	*	*	*		148	6
PO	4730-795-1084	ELBOW ASSEMBLY, HOT AIR EXHAUST 7951084 (19207)	EA	1	*	*	*	*	*	*		148	7
PO	4730-908-6294	CLAMP, HEATER MOUNTING MS35842-16 (96906)	EA	2	*	*	*	*	*	*		148	8
POR	2540-997-1532	HEATER ASSEMBLY, POWER PLANT 11601698 (19207)	EA	1	*	*	*	*	*	*		148	9





AT 41415

Figure 149: Power Plant Heater Assembly

Page 402

(1) SMR code	(2) Federal Stock Number	(3) Description Reference Number & Mfg. Code Usable on Code	(4) Unit of meas	(5) Qty inc in unit	(6) 30-day DS maint. allowance			(7) 30-day GS maint. allowance			(8) 1-yr alw per 100 equip cntgcy	(9) Depot maint alw per 100 equip	(10) Illustration	
					(a) 1-20	(b) 21-50	(c) 51-100	(a) 1-20	(b) 21-50	(c) 51-100			(a) Figure No.	(b) Item No.
		3303 WINTERIZATION KITS Continued												
		HEATER KIT, POWER PLANT Continued												
		HEATER ASSEMBLY, POWER PLANT-Continued												
PF	2540-997-1534	SWITCH, FLAME DETECTOR G702647 (78385)	EA	1	*	*	*	*	*	*			149	1
PF	5305-456-2582	SCREW, MACHINE, SWITCH 170677 (78385)	EA	5	*	*	*	*	*	*			149	2
PF	5310-095-1621	WASHER, LOCK, THERMOSTAT COVER 61086 (57733)	EA	1	*	*	*	*	*	*			149	3
PF	5310-011-2432	NUT, PLAIN, THERMOSTAT COVER 64459 (57733)	EA	1	*	*	*	*	*	*			149	4

PF	6115-787-8524	COVER, THERMOSTAT 489414 (78385)	EA	1	*	*	*	*	*	*			149	5
PF	5305-182-5191	SCREW, MACHINE, TEMPERATURE CONTROL TERMINAL 489426 (78385)	EA	2	*	*	*	*	*	*			149	6
PF	4520-678-7768	CONTROL, TEMPERATURE 700245 (78385)	EA	1	*	*	*	*	*	*			149	7
PF	5330-678-1225	PACKING,PREFORMED,CONTROL 700138 (78385)	EA	1	*	*	*	*	*	*			149	8
PF	2540-420-8862	BURNER ASSEMBLY G702542 (78385)	EA	1	*	*	*	*	*	*			149	9
PF	2540-420-8861	BUSHING ASSEMBLY G489442 (78385)	EA	1	*	*	*	*	*	*			149	10
PF	4730-278-8829	NUT, TUBE, FUEL CONTROL VALVE 114630 (00000)	EA	1	*	*	*	*	*	*			149	11
PF	4730-278-8764	SLEEVE, COMPRESSION FUEL CONTROL VALVE 114631 (00000)	EA	1	*	*	*	*	*	*			149	12
PF	2540-420-8869	CABLE ASSEMBLY G703505 (78385)	EA	1	*	*	*	*	*	*			149	13
PF	4730-270-4557	UNION, FUEL CONTROL VALVE 114629 (24617)	EA	1	*	*	*	*	*	*			149	14
PF	2920-052-0033	VALVE ASSEMBLY, FUEL CONTROL G702573 (78385)	EA	1	*	*	*	*	*	*			149	15

					(6) 30-day DS maint. allowance			(7) 30-day GS maint. allowance					(10) Illustration	
(1) SMR code	(2) Federal Stock Number	(3) Description Reference Number & Mfg. Code Usable on Code	(4) Unit of meas	(5) Qty inc in unit	(a) 1-20	(b) 21-50	(c) 51-100	(a) 1-20	(b) 21-50	(c) 51-100	(8) 1-yr alw per 100 equip cntgcy	(9) Depot maint alw per 100 equip	(a) Figure No.	(b) Item No.
		3303 WINTERIZATION KITS Continued												
		HEATER KIT, POWER PLANT-Continued												
		HEATER ASSEMBLY POWER PLANT-Continued												
PF	5905-089-1111	RESISTOR, FIXED 702853 (78385)	EA	1	*	*	*	*	*	*			149	16
PF	5310-135-1116	NUT, PLAIN, HEXAGON 700860 (78385)	EA	3	*	*	*	*	*	*			149	17
PF	5305-591-3388	SCREW, MACHINE, RESISTOR 454735 (00000)	EA	7	*	*	*	*	*	*			149	18
PF		NUT, PLAIN, HEXAGON, IGNITOR 113103 (24617)	EA	2	*	*	*	*	*	*			149	19
PF		WASHER, LOCK,GROUND LEAD 475005 (78385)	EA	2	*	*	*	*	*	*			149	20
PF	6115-787-8523	PLATE, IGNITOR END 489406 (78385)	EA	1	*	*	*	*	*	*			149	21

PF		SCREW, MACHINE, RECEPTACLE 8359533 (19207)	EA	4	*	*	*	*	*	*			149	22
PF		RECEPTACLE, ELECTRICAL 6702576 (78385)	EA	1	*	*	*	*	*	*			149	23
PF	2540-420-8872	SLEEVE, CABLE 703551 (78385)	EA	1	*	*	*	*	*	*			149	24
PF	8135-134-3667	WIRE, TIE 720565-1 (78385)	EA	3	*	*	*	*	*	*			149	25
PF	5961-222-6135	HOLDER, ASSEMBLY, DIODE G703503 (78385)	EA	1	*	*	*	*	*	*			149	26
PF	5305-135-3033	SCREW, MACHINE, SEMICONDUCTOR 701314 (78385)	EA	1	*	*	*	*	*	*			149	27
PF		SEMICONDUCTOR DEVICE 703500 (78385)	EA	1	*	*	*	*	*	*			149	28
PF	5305-592-9988	SCREW, MACHINE, TERMINAL STRIP 8359534 (19207)	EA	4	*	*	*	*	*	*			149	29

					(6) 30-day DS maint. allowance			(7) 30-day GS maint. allowance					(10) Illustration	
(1) SMR code	(2) Federal Stock Number	(3) Description Reference Number & Mfg. Code Usable on Code	(4) Unit of meas	(5) Qty inc in unit	(a) 1-20	(b) 21-50	(c) 51-100	(a) 1-20	(b) 21-50	(c) 51-100	(8) 1-yr alw per 100 equip cntgcy	(9) Depot maint alw per 100 equip	(a) Figure No.	(b) Item No.
		3303 WINTERIZATION KITS Continued												
		HEATER KIT, POWER PLANT-Continued												
		HEATER ASSEMBLY, POWER PLANT-Continued												
PF	2540-420-8864	GUARD ASSEMBLY G703499 (78385)	EA	1	*	*	*	*	*	*			149	30
PF	5305-403-5130	SCREW, MACHINE, HEATER HOUSING AND SHIELD BRACKET 719675 (78385)	EA	11	*	*	*	*	*	*			149	31
PF	5325-550-9356	GROMMET, RUBBER, HOUSING 117959 (24617)	EA	2	*	*	*	*	*	*			149	32
PF	5305-145-0828	SCREW, MACHINE, FUEL LINE FLANGE 701761 (78385)	EA	2	*	*	*	*	*	*			149	33
PF	2540-308-6205	FLANGE, FUEL LINE 488164 (57733)	EA	1	*	*	*	*	*	*			149	34
PF	2540-039-8967	PLATE, FUEL LINE FLANGE 488163(78385)	EA	1	*	*	*	*	*	*			149	35
PF	5310-685-7051	NUT, PLAIN, HEXAGON, BLOWER, GUARD, END PLATE, AND TAPPING PLATE 487283 (78385)	EA	10	*	*	*	*	*	*			149	36
PF	2540-420-8860	HOUSING, HEAT EXCHANGER G702581 (78385)	EA	1	*	*	*	*	*	*			149	37

PF	2540-420-8867	BLOWER ASSEMBLY, HEATER G702591 (78385)	EA	1	*	*	*	*	*	*			149	38
PF	2540-420-8865	TUBE, BLOWER OUTLET G702593 (78385)	EA	1	*	*	*	*	*	*			149	39
PF	2540-420-8866	TUBE, HEAT EXCHANGER G702592 (78385)	EA	1	*	*	*	*	*	*			149	40
PF	5310-282-9545	SCREW, MACHINE, RESISTOR 79690 (78385)	EA	1	*	*	*	*	*	*			149	41
PF		RESISTOR, MOTOR G702561 (78385)	EA	1	*	*	*	*	*	*			149	42
PF	5320-801-1548	RIVET, NAME PLATE 488755 (57733)	EA	4	*	*	*	*	*	*			149	43

					(6) 30-day DS maint. allowance			(7) 30-day GS maint. allowance					(10) Illustration	
(1) SMR code	(2) Federal Stock Number	(3) Description Reference Number & Mfg. Code Usable on Code	(4) Unit of meas	(5) Qty inc in unit	(a) 1-20	(b) 21-50	(c) 51-100	(a) 1-20	(b) 21-50	(c) 51-100	(8) 1-yr alw per 100 equip cntgcy	(9) Depot maint alw per 100 equip	(a) Figure No.	(b) Item No.
		3303-WINTERIZATION KITS Continued												
		HEATER KIT, POWER PLANT-Continued												
		HEATER ASSEMBLY, POWER PLANT-Continued												
PF	9905-178-5831	PLATE, IDENTIFICATION 703498 (78385)	EA	1	*	*	*	*	*	*			149	44
PF		NUT, PLAIN, RESISTOR 7951286 (19207)	EA	1	*	*	*	*	*	*			149	45
X2F		BRACKET, TERMINAL AND RECEPTACLE 703495 (78385)	EA	1	*	*	*	*	*	*			149	46
PF	5940-179-2803	STRIP, MARKER 703497 (78385)	EA	1	*	*	*	*	*	*			149	47
PF	5940-177-6615	BOARD, TERMINAL 702612 (78385)	EA	1	*	*	*	*	*	*			149	48
PF	5310-135-3073	WASHER, FLAT, THERMOSTAT 702607 (78385)	EA	2	*	*	*	*	*	*			149	49
PF	2540-420-8871	CABLE ASSEMBLY G703508 (78385)	EA	1	*	*	*	*	*	*			149	50
PF	2540-420-8870	CABLE ASSEMBLY G703506 (78385)	EA	1	*	*	*	*	*	*			149	51
PF	2540-997-1529	THERMOSTAT, OVERHEAT 702566 (78385)	EA	1	*	*	*	*	*	*			149	52
PF	5365-235-5883	SPACER, SLEEVE, THERMOSTAT 702884 (78385)	EA	2	*	*	*	*	*	*			149	53
PF	2540-420-8868	CABLE ASSEMBLY G703504 (78385)	EA	1	*	*	*	*	*	*			149	54
PF	2540-484-0700	EXCHANGER, HEAT G702531 (78385)	EA	1	*	*	*	*	*	*			149	55
PF	2540-997-1528	GASKET, HEAT EXCHANGER 703349 (78385)	EA	1	*	*	*	*	*	*			149	56

PF	5330-179-0247	PACKING, PREFORMED, BURNER 718768-22 (78385)	EA	1	*	*	*	*	*	*			149	57
PF		WASHER, FLAT, BURNER 702557 (78385)	EA	3	*	*	*	*	*	*			149	58

					(6) 30-day DS maint. allowance			(7) 30-day GS maint. allowance					(10) Illustration	
(1) SMR code	(2) Federal Stock Number	(3) Description Reference Number & Mfg. Code Usable on Code	(4) Unit of meas	(5) Qty inc in unit	(a) 1-20	(b) 21-50	(c) 51-100	(a) 1-20	(b) 21-50	(c) 51-100	(8) 1-yr alw per 100 equip cntgcy	(9) Depot maint alw per 100 equip	(a) Figure No.	(b) Item No.
		3303 WINTERIZATION KITS Continued												
		HEATER KIT, POWER PLANT-Continued												
		HEATER ASSEMBLY, POWER PLANT-Continued												
PF		SCREW, MACHINE, BURNER 702556 (78385)	EA	3	*	*	*	*	*	*			149	59
PF	2540-752-0358	GASKET, IGNITOR 7520358 (19207)	EA	1	*	*	*	*	*	*			149	60
PF	2540-312-2017	IGNITOR ASSEMBLY 7700170 (19207)	EA	1	*	*	*	*	*	*			149	61
PF	6150-279-6097	LEAD ASSEMBLY, GROUND G486216 (78385)	EA	1	*	*	*	*	*	*			149	62
PF		SCREW, MACHINE, GROUND LEAD 487274 (78385)	EA	1	*	*	*	*	*	*			149	63
PO	4720-152-1352	LINE, FUEL, SHUT-OFF VALVE TO FUEL PUMP 11657967-1 (19207)	EA	1	*	*	*	*	*	*			148	10
PO		CABLE ASSEMBLY, HEATER FEED TO CONTROL BOX 11657818 (19207)	EA	2	*	*	*	*	*	*			148	11
PO	4730-137-1752	NIPPLE, PIPE, HEATER INLET AND OUTLET 11640938 (19207)	EA	2	*	*	*	*	*	*			148	12
PO	4730-908-3194	CLAMP, HOSE MS35842-11 (96906)	EA	10	*	*	*	*	*	*			148	13
MO		HOSE, HEATER INLET AND OUTLET (2 PIECES, 30 IN. LG) 11657670-4 (19207)	EA	1									148	14
		MANUFACTURE FROM:												
PO		HOSE, RUBBER (60 IN. REQUIRED) ZZ-H428, TYPE VI, GRADE B, CLASS 2 (81349)	IN	V	*	*	*	*	*	*				
PO	2590-152-2508	VALVE ASSEMBLY, HEATER SHUT-OFF 11640893(19207)	EA	1	*	*	*	*	*	*			148	15
X1		BODY, SHUT-OFF VALVE 11658062 (19207)	EA	1										

					(6) 30-day DS maint. allowance			(7) 30-day GS maint. allowance					(10) Illustration	
(1) SMR code	(2) Federal Stock Number	(3) Description Reference Number & Mfg. Code Usable on Code	(4) Unit of meas	(5) Qty inc in unit	(a) 1-20	(b) 21-50	(c) 51-100	(a) 1-20	(b) 21-50	(c) 51-100	(8) 1-yr alw per 100 equip cntgcy	(9) Depot maint alw per 100 equip	(a) Figure No.	(b) Item No.
		3303 WINTERIZATION KITS Continued												
		HEATER KIT, POWER PLANT-Continued												
		VALVE ASSEMBLY, HEATER SHUT-OFF-Continued												
X1		WASHER, FLAT, SHUT-OFF VALVE 11657810 (19207)	EA	1										
X1		WASHER, LEATHER, SHUT-OFF VALVE 11657812 (19207)	EA	1										
X1		NUT, SHUT-OFF VALVE 11657811 (19207)	EA	1										
X1		STEM, SHUT-OFF VALVE 11657813 (19207)	EA	1										
X1		HANDLE, SHUT-OFF VALVE 11657809 (19207)	EA	1										
MO		HOSE, WATER PUMP TO WATER PUMP SHUT-OFF VALVE 11657670 (19207)	EA	1									148	16
		MANUFACTURE FROM:												
PO		HOSE, RUBBER (3-1/2 IN. REQUIRED) ZZ-H428, TYPE VI, GRADE B, CLASS 2 (81349)	EA	V	*	*	*	*	*	*				
PO	4820-152-1354	VALVE ASSEMBLY, SHUT-OFF, HEATER TO CYLINDER HEAD 11641069 (19207)	EA	1	*	*	*	*	*	*			148	17
X1		BODY, SHUT-OFF VALVE 11658063 (19207)	EA	1										
X1		WASHER, FLAT, SHUT-OFF VALVE 11657810 (19207)	EA	1										
X1		WASHER, LEATHER, SHUT-OFF VALVE 11647812 (19207)	EA	1										
X1		NUT, SHUT-OFF VALVE 11647811 (19207)	EA	1										
X1		STEM, SHUT-OFF VALVE 11657813 (19207)	EA	1										
X1		HANDLE, SHUT-OFF VALVE 11657809 (19207)	EA	1										

					(6) 30-day DS maint. allowance			(7) 30-day GS maint. allowance					(10) Illustration	
(1) SMR code	(2) Federal Stock Number	(3) Description Reference Number & Mfg. Code Usable on Code	(4) Unit of meas	(5) Qty inc in unit	(a) 1-20	(b) 21-50	(c) 51-100	(a) 1-20	(b) 21-50	(c) 51-100	(8) 1-yr alw per 100 equip cntgcy	(9) Depot maint alw per 100 equip	(a) Figure No.	(b) Item No.
		3303 WINTERIZATION KITS Continued												
		HEATER KIT, POWER PLANT Continued												
PO	4730-196-1503	NIPPLE PIPE, SHUT-OFF VALVE 192069 (24617)	EA	1	*	*	*	*	*	*			148	18
PO	4730-908-3194	CLAMP, HOSE MS35842-1 1 (96906)	EA	10	*	*	*	*	*	*			148	19
PO	2540-152-2507	SLEEVE, INSULATOR, HOSE 11640974 (19207)	EA	2	*	*	*	*	*	*			148	20
PO	4730-278-2703	COUPLING, PIPE, SHUT-OFF VALVE 192088 (14617)	EA	1	*	*	*	*	*	*				
PO	4730-909-8627	CLAMP, HOSE, INLET AND OUTLET MS35842-13 (96906)	EA	1	*	*	*	*	*	*				
PO	4730-277-8768	CONNECTOR, FUEL LINE 137406 (24617)	EA	1	*	*	*	*	*	*				
PO		DECAL ENGINE 10896514 (19207)	EA	1	*	*	*	*	*	*				
PO	2590-152-2486	WIRING, HARNESS, CONTROL BOX TO HEATER 11657822 (19207)	EA	2	*	*	*	*	*	*				
X20		SHROUD ASSEMBLY, OIL PAN 11657817 (19207)	EA	1	*	*	*	*	*	*			148	21
PO	5325-700-0997	GROMMET, RUBBER, WIRING HARNESS 7000997 (19207)	EA	1	*	*	*	*	*	*				
PO	5935-900-6281	ADAPTER, CABLE MS27147-1 (96906)	EA	1	*	*	*	*	*	*				
PO	5340-282-7521	CLAMP, LOOP, WIRING HARNESS MS21333-40 (96906)	EA	1	*	*	*	*	*	*				
PO	2540-461-2758	SPACER, OIL PAN SHROUD BRACKET 11657453 (19207)	EA	4	*	*	*	*	*	*				
PO	5306-462-7017	BOLT, ASSEMBLED WASHER, BRACKET 425338 (24617)	EA	4	*	*	*	*	*	*				
PO	5306-225-9086	BOLT, MACHINE, OIL PAN SHROUD MS90726-3 1 (96906)	EA	6	*	*	*	*	*	*				

					(6) 30-day DS maint. allowance			(7) 30-day GS maint. allowance					(10) Illustration	
--	--	--	--	--	---	--	--	---	--	--	--	--	----------------------	--

(1) SMR code	(2) Federal Stock Number	(3) Description Reference Number & Mfg. Code Usable on Code	(4) Unit of meas	(5) Qty inc in unit	(a) 1-20	(b) 21-50	(c) 51-100	(a) 1-20	(b) 21-50	(c) 51-100	(8) 1-yr alw per 100 equip cntgcy	(9) Depot maint alw per 100 equip	(a) Figure No.	(b) Item No.
		3303 WINTERIZATION KITS Continued												
		HEATER KIT POWER PLANT-Continued												
PO	5310-407-9566	WASHER, LOCK, OIL PAN SHROUD MS35338-45 (96906)	EA	6	*	*	*	*	*	*				
PO	5315-298-1498	PIN, COTTER, EXHAUST ELBOW AND TUBE MS24665-362 (96906)	EA	3	*	*	*	*	*	*				
X20		HEATER KIT, CREW COMPARTMENT 11657870 (19207)	EA	1	*	*	*	*	*	*			150	
X20		BOX ASSEMBLY, DIVERter 11662680 (19207)	EA	1	*	*	*	*	*	*			150	1
PO		HOSE, DEFROSTER AIR VENT 8723935-24 (19207)	EA	1	*	*	*	*	*	*			150	2
PO		HOSE, DEFROSTER AIR VENT 8723935-20 (19207)	EA	1	*	*	*	*	*	*			150	2
X20		NOZZLE ASSEMBLY, DEFROSTER 11657881 (19207)	EA	2	*	*	*	*	*	*			150	3
PO	2540-953-0110	BOX ASSEMBLY, HEATER CONTROL 10885798 (19207)	EA	1	*	*	*	*	*	*			150	4
PO	4720-809-2430	HOSE, AIR VENT 8711056 (19207)	EA	2	*	*	*	*	*	*			150	5
X20		ADAPTER ASSEMBLY, HEATER 7524078 (19207)	EA	1	*	*	*	*	*	*			150	6
X20		BRACKET, HEATER MOUNTING 11657869 (19207)	EA	2	*	*	*	*	*	*			150	7
PO	4730-908-6294	CLAMP, LOOP, CABLE MS35842-16 (96906)	EA	1	*	*	*	*	*	*			150	8
POR	2540-627-9923	HEATER ASSEMBLY, CREW COMPARTMENT 8359774 (19207)	EA	1	*	*	*	*	*	*			150	9
PO	4720-809-2430	HOSE, AIR VENT 8711056 (19207)	EA	2	*	*	*	*	*	*			150	10
PO		CLAMP, HOSE 451246 (24617)	EA	1	*	*	*	*	*	*			150	11

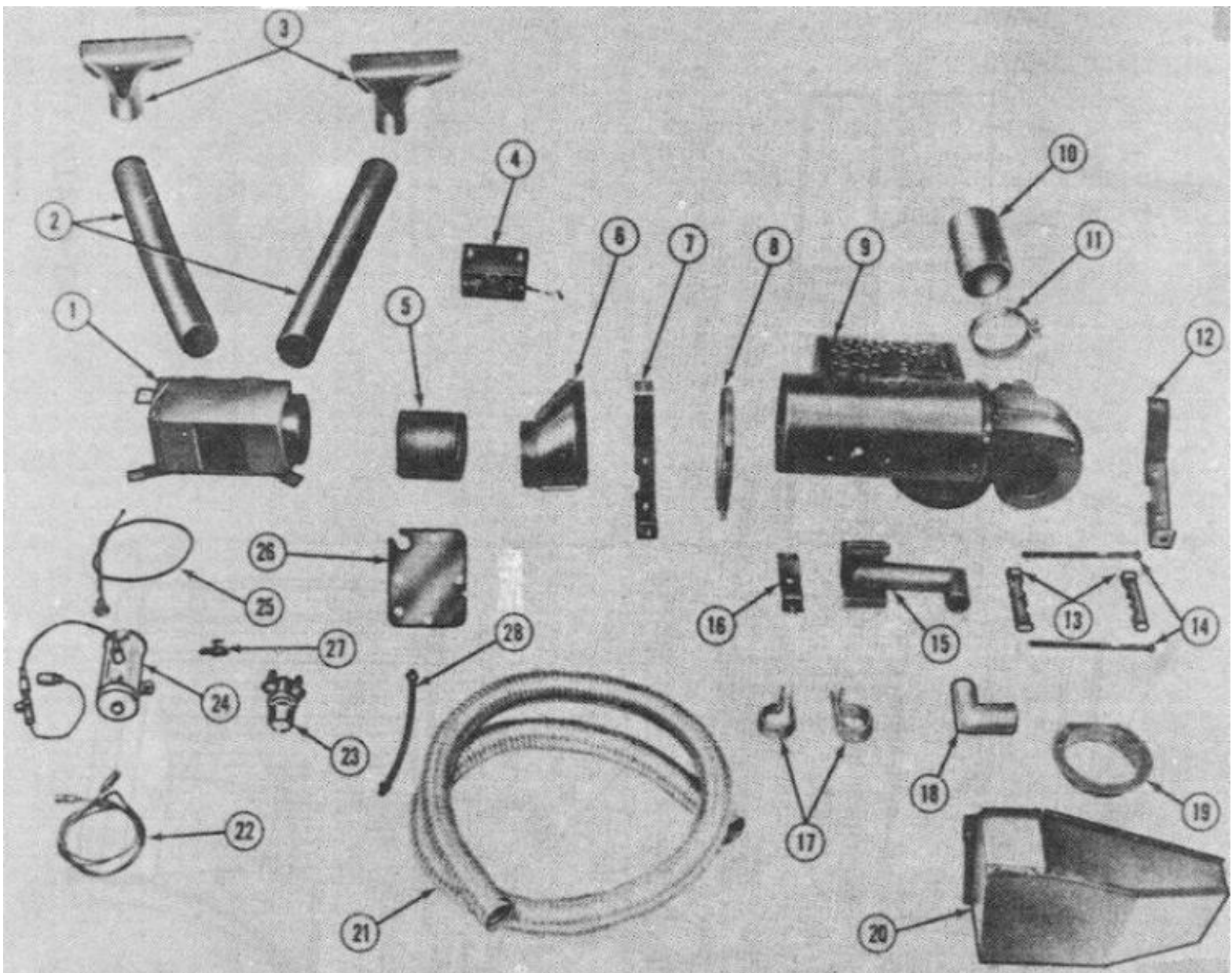


Figure 150: Crew Compartment Heater Kit

Page 410

(1) SMR code	(2) Federal Stock Number	(3) Description Reference Number & Mfg. Code Usable on Code	(4) Unit of meas	(5) Qty inc in unit	(6) 30-day DS maint. allowance			(7) 30-day GS maint. allowance			(8) 1-yr alw per 100 equip cntgcy	(9) Depot maint alw per 100 equip	(10) Illustration	
					(a) 1-20	(b) 21-50	(c) 51-100	(a) 1-20	(b) 21-50	(c) 51-100			(a) Figure No.	(b) Item No.
		3303-WINTERIZATION KITS Continued												
		HEATER KIT, POWER PLANT-Continued												
X20		BRACKET, HEATER MOUNTING 11657869 (19207)	EA	2	*	*	*	*	*	*			150	12
PO	2990-445-2237	CLAMP, HEATER 7700237 (19207)	EA	2	*	*	*	*	*	*			150	13

PO	5306-855-0436	BOLT, CARRIAGE, HEATER CLAMP MS85751-59 (96906)	EA	2	*	*	*	*	*	*			150	14
X20		PIPE AND BRACKET ASSEMBLY, EXHAUST 11657934 (19207)	EA	1	*	*	*	*	*	*			150	15
X20		BRACKET, HEATER MOUNTING 11602345 (19207)	EA	1	*	*	*	*	*	*			150	16
PO	5340-159-3835	CLAMP, EXHAUST TUBE 11657882 (19207)	EA	1	*	*	*	*	*	*			150	17
X20		ELBOW ASSEMBLY, EXHAUST 791084 (19207)	EA	1	*	*	*	*	*	*			150	18
X20		ADAPTER ASSEMBLY 11641082 (19207)	EA	1	*	*	*	*	*	*			150	19
X20		VENT ASSEMBLY, AIR CHAMBER 11657863 (19207)	EA	1	*	*	*	*	*	*			150	20
MO		HOSE, VENT DRAIN 11657394-5 (19207)	EA	1										
		MANUFACTURE FROM:												
PO		HOSE, RUBBER (11 IN. REQUIRED) MIL-II13444, TYPE II (81394)	FT	V	*	*	*	*	*	*				
PO		CLAMP, VENT DRAIN HOSE 11640805-1 (19207)	EA	1	*	*	*	*	*	*				

					(6) 30-day DS maint. allowance			(7) 30-day GS maint. allowance					(10) Illustration	
(1) SMR code	(2) Federal Stock Number	(3) Description Reference Number & Mfg. Code Usable on Code	(4) Unit of meas	(5) Qty inc in unit	(a) 1-20	(b) 21-50	(c) 51-100	(a) 1-20	(b) 21-50	(c) 51-100	(8) 1-yr alw per 100 equip cntgcy	(9) Depot maint alw per 100 equip	(a) Figure No.	(b) Item No.
		3303 WINTERIZATION KITS Continued												
		HEATER KIT, POWER PLANT-Continued												
MO		HOSE, EXHAUST	EA	1									150	21
		MANUFACTURE FROM:												
PO		TUBE, FLEXIBLE (78 IN. REQUIRED) WW-H 1053, TYPE I CLASS S (81349)	FT	V	*	*	*	*	*	*				
PO	2590-152-2487	CABLE ASSEMBLY, HEATER 11657873 (19207)	EA	1	*	*	*	*	*	*			150	22
PO	1660-025-3493	FILTER, FUEL PUMP MS51085-1 (96906)	EA	1	*	*	*	*	*	*			150	23
PO	2910-710-6054	PUMP, FUEL MS51321-1 (96906)	EA	1	*	*	*	*	*	*			150	24
PO	3040-472-4187	CABLE ASSEMBLY, DEFROSTER CONTROL 8686901-3 (19207)	EA	1	*	*	*	*	*	*			150	25
X20		COVER, HEATER HOLE 11657878 (19207)	EA	1	*	*	*	*	*	*			150	26

PO		COCK,SHUT-OFF,FUEL 593549 (24617)	EA	1	*	*	*	*	*	*			150	27
PO	4720-152-1353	LINE, FUEL, HEATER 11657967-2 (19207)	EA	1	*	*	*	*	*	*			150	28
PO		NIPPLE, PIPE, FUEL LINE MS 15953-9 (96906)	EA	1	*	*	*	*	*	*				
PO	4730-989-6016	FITTING, TUBE, FUEL LINE 173203 (00000)	EA	1	*	*	*	*	*	*				
PO	5340-282-7519	CLAMP, LOOP, FUEL LINE MS21333-34 (96906)	EA	3	*	*	*	*	*	*				
PO		SCREW, MACHINE, CLAMP AND DIVERTER BOX 9415783 (24617)	EA	6	*	*	*	*	*	*				
PO		NUT ASSEMBLED WASHER, CLAMP AND DIVERTER BOX 272474 (24617)	EA	6	*	*	*	*	*	*				

					(6) 30-day DS maint. allowance			(7) 30-day GS maint. allowance					(10) Illustration	
(1) SMR code	(2) Federal Stock Number	(3) Description Reference Number & Mfg. Code Usable on Code	(4) Unit of meas	(5) Qty inc in unit	(a) 1-20	(b) 21-50	(c) 51-100	(a) 1-20	(b) 21-50	(c) 51-100	(8) 1-yr alw per 100 equip cntgcy	(9) Depot maint alw per 100 equip	(a) Figure No.	(b) Item No.
		3303 WINTERIZATION KITS Continued												
		HEATER KIT, POWER PLANT-Continued												
PO		LINE, FUEL HEATER 11658052 (19207)	EA	1	*	*	*	*	*	*				
PO		UNION, BULKHEAD, FUEL LINE 11621952 (19207)	EA	1	*	*	*	*	*	*				
PO	4730-278-3721	NIPPLE, PIPE, FUEL LINE 443976 (24617)	EA	1	*	*	*	*	*	*				
PO	4730-266-2425	CONNECTOR, PIPE, FUEL LINE 11640899 (19207)	EA	1	*	*	*	*	*	*				
PO	5325-159-3820	GROMMET, RUBBER, CABLE 11657872 (19207)	EA	1	*	*	*	*	*	*				
PO		NUT, ASSEMBLED WASHER, VENT 8328392 (19207)	EA	2	*	*	*	*	*	*				
PO	5315-298-1498	PIN, COTTER, EXHAUST ELBOW MS24665-362 (96906)	EA	2	*	*	*	*	*	*				
PO		NUT, ASSEMBLED WASHER, BRACKET, PIPE AND FUEL PUMP MOUNTING 8328462 (19207)	EA	9	*	*	*	*	*	*				
PO	5305-068-0502	SCREW, CAP, BRACKET MS90725-6 (96906)	EA	2	*	*	*	*	*	*				
PO	5310-809-4058	WASHER, FLAT, BRACKET MS27183-10 (96906)	EA	2	*	*	*	*	*	*				
PO		NUT, ASSEMBLED WASHER, CABLE 8328482 (19207)	EA	1	*	*	*	*	*	*				

PO	5305-269-2814	SCREW, CLAMP MOUNTING MS90726-70 (96906)	EA	1	*	*	*	*	*	*				
PO	5310-959-1488	NUT, SELF-LOCKING, CLAMP MS51922-21 (96906)	EA	3	*	*	*	*	*	*				
PO	5310-975-2075	NUT, HEXAGON, JAM, CLAMP MS35691-21 (96906)	EA	1	*	*	*	*	*	*				

Page 413

(1) SMR code	(2) Federal Stock Number	(3) Description Reference Number & Mfg. Code Usable on Code	(4) Unit of meas	(5) Qty inc in unit	(6) 30-day DS maint. allowance			(7) 30-day GS maint. allowance			(8) 1-yr alw per 100 equip cntgcy	(9) Depot maint alw per 100 equip	(10) Illustration	
					(a)	(b)	(c)	(a)	(b)	(c)			(a) Figure No.	(b) Item No.
		3303 WINTERIZATION KITS Continued												
		HEATER KIT, POWER PLANT-Continued												
PO		NUT ASSEMBLED WASHER, CLAMP AND BRACKET MOUNTING 7998483 (19207)	EA	4	*	*	*	*	*	*				
PO	5310-081-4219	WASHER, FLAT, BRACKET AND CLAMP MOUNTING MS27183-12 (96906)	EA	4	*	*	*	*	*	*				
PO	5306-225-9081	BOLT, MACHINE, BRACKET MOUNTING MS90725-36 (96906)	EA	2	*	*	*	*	*	*				
PO	5310-088-1251	NUT, SELF-LOCKING NOZZLE MS51922-1 (19207)	EA	4	*	*	*	*	*	*				
PO		DECAL, PERSONNEL HEATER 10896515 (19207)	EA	1	*	*	*	*	*	*				
PO	5305-059-8262	SCREW, MACHINE, ADAPTER, HEATER AND CLAMP MS35214-39 (96906)	EA	8	*	*	*	*	*	*				
PO	5310-596-7693	WASHER, LOCK, ADAPTER, HEATER AND CLAMP MOUNTING MS35335-31 (96906)	EA	8	*	*	*	*	*	*				
PO	5305-883-0628	SCREW, MACHINE, HEATER MS24617-21 (96906)	EA	8	*	*	*	*	*	*				
PO		NUT, HEXAGON, HEATER 120622 (24617)	EA	1	*	*	*	*	*	*				
X20		PLATE, DATA 11657874 (19207)	EA	1	*	*	*	*	*	*				
PO	5305-984-6207	SCREW, MACHINE, DATA PLATE MS35206-260 (96906)	EA	4	*	*	*	*	*	*				
PO	5310-696-5172	NUT, ASSEMBLED WASHER, DATA PLATE 8328424 (19207)	EA	4	*	*	*	*	*	*				
PO	5305-269-2814	BOLT, MACHINE, HEATER CLAMP 11657857 (19207)	EA	1	*	*	*	*	*	*				
X20		SPACER, HEATER CLAMP 11657876 (19207)	EA	2	*	*	*	*	*	*				

					(6) 30-day DS maint. allowance			(7) 30-day GS maint. allowance					(10) Illustration	
(1) SMR code	(2) Federal Stock Number	(3) Description Reference Number & Mfg. Code Usable on Code	(4) Unit of meas	(5) Qty inc in unit	(a) 1-20	(b) 21-50	(c) 51-100	(a) 1-20	(b) 21-50	(c) 51-100	(8) 1-yr alw per 100 equip cntgcy	(9) Depot maint alw per 100 equip	(a) Figure No.	(b) Item No.
		3303 WINTERIZATION KITS Continued												
		HEATER KIT, POWER PLANT-Continued												
X20		BRACKET, EXHAUST PIPE 11657877 (19207)	EA	1	*	*	*	*	*	*				
PO	5310-770-0243	WASHER, EXHAUST PIPE 7700243 (19207)	EA	2	*	*	*	*	*	*				
PO	2540-770-0242	SEAL, EXHAUST PIPE 7700242 (19207)	EA	2	*	*	*	*	*	*				
PO	5305-068-0500	SCREW, CAP, PIPE AND BRACKET AND FUEL PUMP MS90725-3 (96906)	EA	6	*	*	*	*	*	*				
PO	5305-059-8264	SCREW, MACHINE, HOSE CLAMP MS35214-39 (96906)	EA	3	*	*	*	*	*	*				
PO	2590- 152-2489	WIRING HARNESS, HEATER 11657883 (19207)	EA	1	*	*	*	*	*	*				
PO	4730-274-9258	ADAPTER, TEE, FUEL FILTER 11640794 (19207)	EA	1	*	*	*	*	*	*				
PO		SEAL, WEATHER, DOOR FRONT 11657943-1 (19207) BA, BB, EA, EB	EA	2	*	*	*	*	*	*			151	1
PO		SEAL, WEATHER, DOOR TOP AND REAR 11657943 (19207) BA, BB, EA, EB	EA	2	*	*	*	*	*	*			151	2
PO	5305-988-9265	SCREW, MACHINE, UPPER TOP PANEL MS35206-286 (96906) BA ,BB, EA, EB	EA	9	*	*	*	*	*	*			151	3
X20		PANEL ASSEMBLY, TOP UPPER 11658021 (19207) BA, BB, EA, EB	EA	1	*	*	*	*	*	*			151	4
PO	5305-988-1170	SCREW, MACHINE, UPPER TOP PANEL M535206-284- (96906) BA, BB, EA, EB	EA	6	*	*	*	*	*	*			151	5
X20		PANEL ASSEMBLY,TOP LOWER 11658024(19207) BA, BB ,EA, EB	EA	1	*	*	*	*	*	*			151	6
PO		GLASS, WINDOW 11658013 (19207)	EA	1	*	*	*	*	*	*			151	7

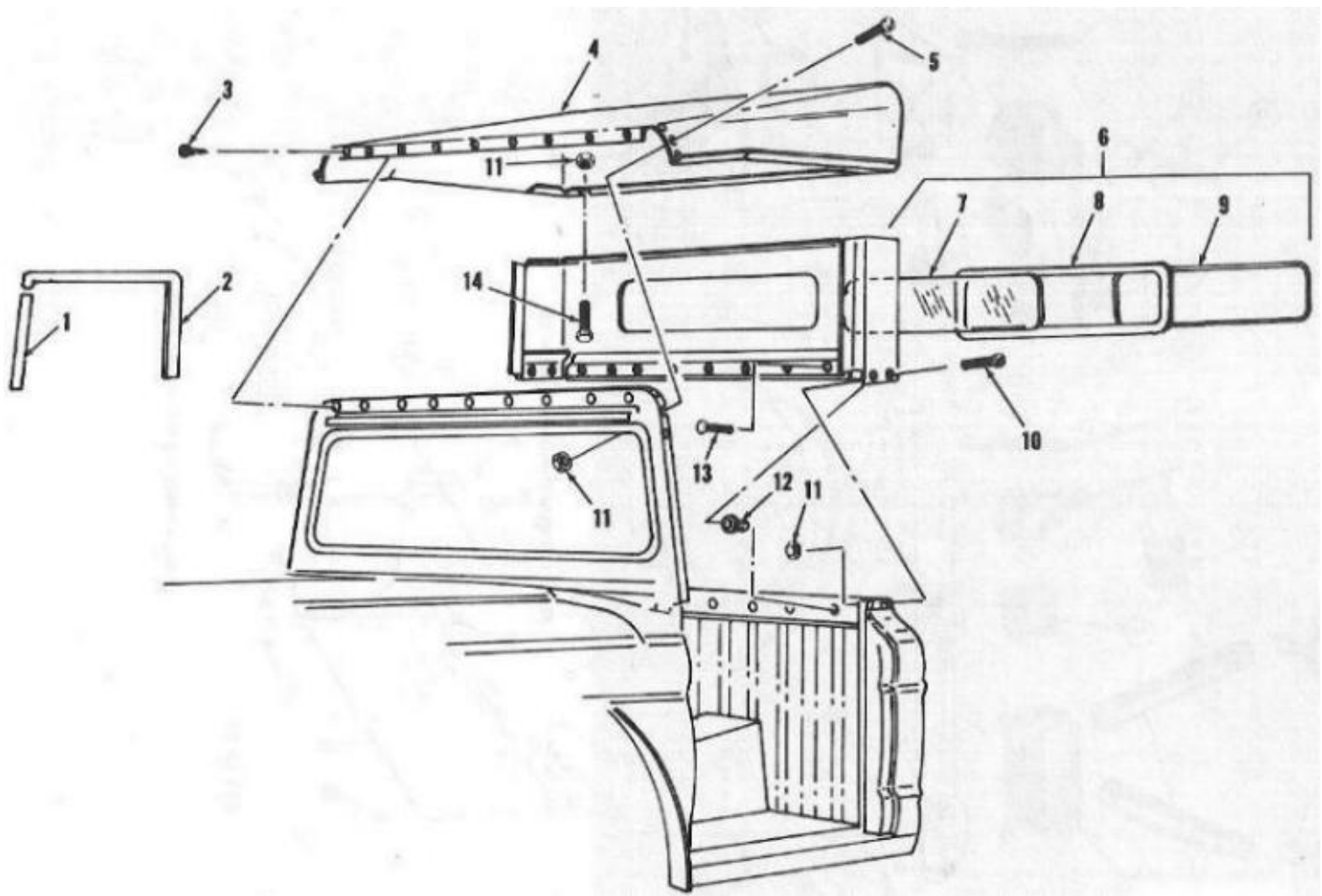


Figure 151: Cab Winterization Top

Page 415

(1) SMR code	(2) Federal Stock Number	(3) Description Reference Number & Mfg. Code Usable on Code	(4) Unit of meas	(5) Qty inc in unit	(6) 30-day DS maint. allowance			(7) 30-day GS maint. allowance			(8) 1-yr alw per 100 equip cntgcy	(9) Depot maint alw per 100 equip	(10) Illustration	
					(a) 1-20	(b) 21-50	(c) 51-100	(a) 1-20	(b) 21-50	(c) 51-100			(a) Figure No.	(b) Item No.
		3303 WINTERIZATION KITS Continued												
		HEATER KIT, POWER PLANT Continued												
PO		SEAL, GLASS 11641004-2 (19207)	EA	1	*	*	*	*	*	*			151	8
PO		SEAL, RUBBER, SPECIAL SHAPE 8328282 (19207)	EA	1	*	*	*	*	*	*			151	9
PO	5305-988-1723	SCREW, MACHINE, LOWER PANEL MS35206-279 (96906) BA, BB, EA, EB	EA	4	*	*	*	*	*	*			151	10

PO	5310-929-1807	NUT, PLAIN, UPPER AND LOWER PANEL MS51922-2 (96906) BA, BB, EA, EB	EA	32	*	*	*	*	*	*			151	11
PO		NUT, JACK, LOWER TOP PANEL 11621344 (19207) BA, BB, EA, EB	EA	7	*	*	*	*	*	*			151	12
PO	5305-225-3839	SCREW, CAP, LOWER TOP PANEL MS90725-8 (96906) BA, BB, EA, EB	EA	7	*	*	*	*	*	*			151	13
PO	5305-068-0500	SCREW, CAP, UPPER TOP PANEL MS90725-3 (96906) BA, BB, EA, EB	EA	13	*	*	*	*	*	*			151	14
		3305-DEEP WATER FORDING KITS												
PF	2540-933-3982	FORDING KIT, DEEP WATER 11657730-1 (19207) BA, BB	EA	1	*	*	*	*	*	*				
PO	5325-158-0098	GROMMET, RUBBER, DUAL CONTROL 11657765 (19207)	EA	1	*	*	*	*	*	*			152	1
PO	3040-455-1272	CONTROL ASSEMBLY, DUAL 11657968 (19207)	EA	1	*	*	*	*	*	*			152	2
PO	5305-969-6914	SCREW, MACHINE, PLATE MOUNTING MS24617-10 (96906)	EA	4	*	*	*	*	*	*			152	3
PO	2590-769-7554	PLATE, INSTRUCTION, DUAL CONTROL 11657766 (19207)	EA	1	*	*	*	*	*	*			152	4
PO	5310-059-9264	NUT, SELF-LOCKING, EXTENSION AND SHIELD MS21045C6 (96906)	EA	2	*	*	*	*	*	*			152	5
PO	5310-595-6326	WASHER, FLAT, EXTENSION AND SHIELD MS27183-13 (96906)	EA	2	*	*	*	*	*	*			152	7

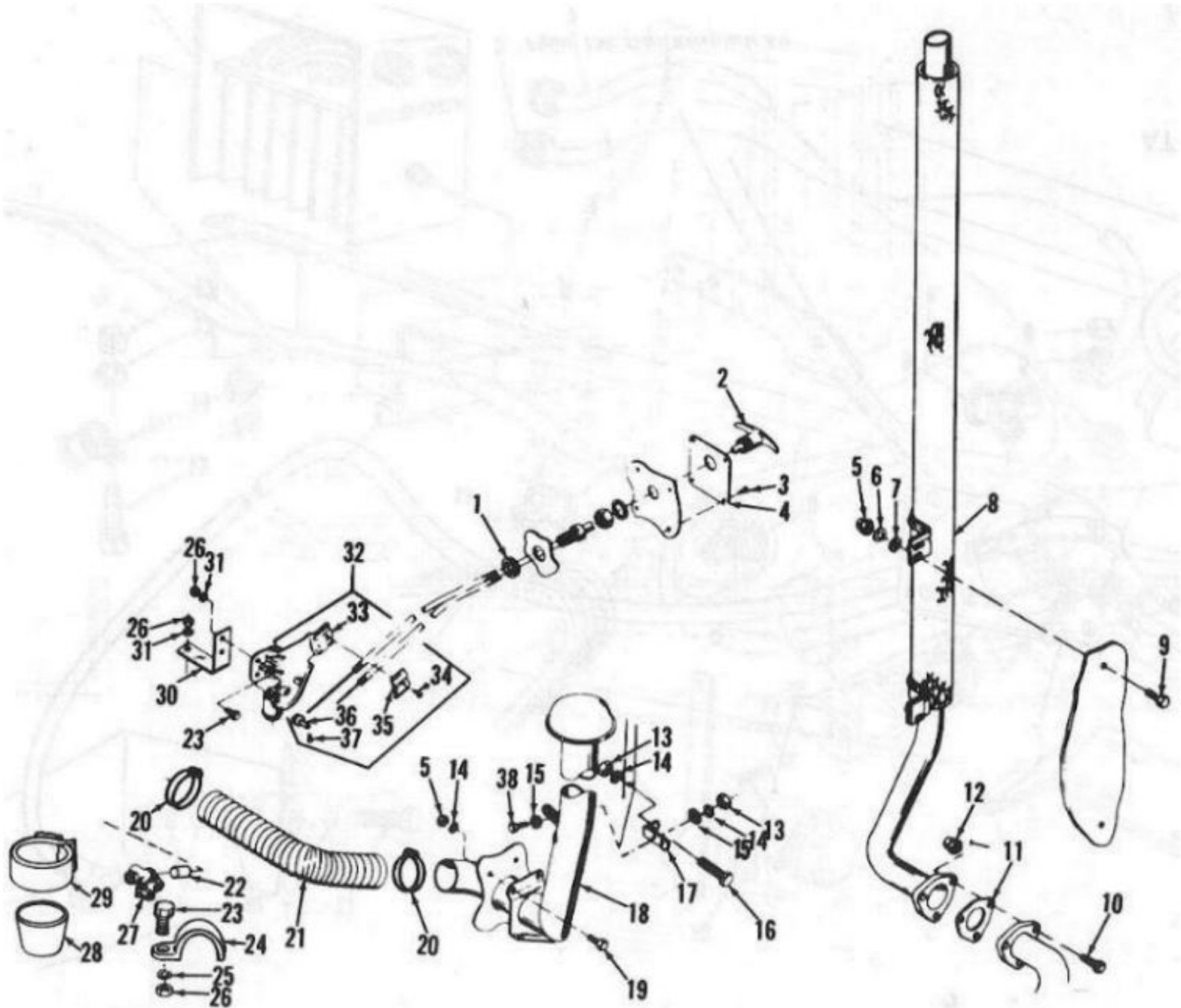


Figure 152: Deep Water Fording Kit
Page 416

		(3) Description Reference Number & Mfg. Code Usable on Code	(4) Unit of meas	(5) Qty inc in unit			(6) 30-day DS maint. allowance			(7) 30-day GS maint. allowance			(8) 1-yr alw per 100 equip cntgcy		(9) Depot maint alw per 100 equip		(10) Illustration	
(1) SMR code	(2) Federal Stock Number			(a)	(b)	(c)	(a)	(b)	(c)	(a)	(b)	(c)	(a)	(b)	(a)	(b)	(a)	(b)
		3305 -DEEP WATER FORDING KITS Continued																
		HEATER KIT, POWER PLANT-Continued																

PO	2990-442-5902	EXTENSION AND SHIELD ASSEMBLY, TAIL PIPE 11657729 (19207)	EA	1	*	*	*	*	*	*			152	8
PO	5305-269-2804	SCREW, CAP, EXTENSION AND SHIELD MS90726-61 (96906)	EA	2	*	*	*	*	*	*			152	9
PO	5305-710-4199	SCREW, CAP, TAIL PIPE TO EXTENSION MS90726-89 (96906)	EA	3	*	*	*	*	*	*			152	10
PO	2990-917-0836	GASKET, TAIL PIPE TO EXTENSION 11656964 (19207)	EA	1	*	*	*	*	*	*			152	11
PO	5310-857-5561	NUT, SELF-LOCKING TAIL PIPE TO EXTENSION MS21045C7 (96906)	EA	3	*	*	*	*	*	*			152	12
PO	5310-880-7746	NUT, PLAIN, HEXAGON, TUBE AND TUBE BRACKET MOUNTING MS51968-5 (96906)	EA	7	*	*	*	*	*	*			152	13
PO	5310-407-9566	WASHER, LOCK, TUBE AND TUBE BRACKET MOUNTING MS35338-45 (96906)	EA	7	*	*	*	*	*	*			152	14
PO	5310-081-4219	WASHER, FLAT, UPPER BRACKET MS27183-12 (96906)	EA	4	*	*	*	*	*	*			152	15
PO	5306-225-9087	BOLT, MACHINE, UPPER BRACKET MS90726-32 (96906)	EA	1	*	*	*	*	*	*			152	16
X20		BRACKET, INTAKE TUBE, UPPER 11657139 (19207)	EA	1	*	*	*	*	*	*			152	17
PO	2540-442-5903	TUBE ASSEMBLY, AIR INTAKE 11657753 (19207)	EA	1	*	*	*	*	*	*			152	18
PO	5306-225-9086	BOLT, MACHINE, TUBE MOUNTING MS90726-31 (96906)	EA	4	*	*	*	*	*	*			152	19
PO		CLAMP AIR INTAKE HOSE 111630 (24617)	EA	2	*	*	*	*	*	*			152	20
PO	4720-163-0221	HOSE ASSEMBLY, AIR INTAKE 11657752-2 (19207)	EA	1	*	*	*	*	*	*			152	21

					(6) 30-day DS maint. allowance			(7) 30-day GS maint. allowance					(10) Illustration	
(1) SMR code	(2) Federal Stock Number	(3) Description Reference Number & Mfg. Code Usable on Code	(4) Unit of meas	(5) Qty inc in unit	(a) 1-20	(b) 21-50	(c) 51-100	(a) 1-20	(b) 21-50	(c) 51-100	(8) 1-yr alw per 100 equip cntgcy	(9) Depot maint alw per 100 equip	(a) Figure No.	(b) Item No.
		3305 DEEP WATER FORDING KITS-Continued												
		HEATER KIT, POWER PLANT-Continued												
PO	4730-679-1184	NIPPLE, SHUT-OFF VALVE 192050 (24617)	EA	1	*	*	*	*	*	*			152	22
PO	5305-068-0504	SCREW, CAP, HOSE CLAMP AND CRANKCASE BREATHER VALVE MS90726-3 (96906)	EA	3	*	*	*	*	*	*			152	23

PO		CLAMP, CUSHIONED, AIR INTAKE HOSE 11657686 (19207)	EA	1	*	*	*	*	*	*			152	24
PO	5310-209-0786	WASHER, LOCK, HOSE CLAMP MS35335-33 (96906)	EA	1	*	*	*	*	*	*			152	25
PO	5310-768-0319	NUT, PLAIN, HEXAGON, HOSE CLAMP AND CRANKCASE BREATHING VALVE MS51968-2 (96906)	EA	3	*	*	*	*	*	*			152	26
PO	2910-741-0836	VALVE, SHUT-OFF, ENGINE VENT 7410836 (19207)	EA	1	*	*	*	*	*	*			152	27
PO	2540-152-2484	CUP, VACUATOR VALVE INTAKE COVER 11657841 (19207)	EA	1	*	*	*	*	*	*			152	28
PO		CLAMP, HOSE, COVER CUP 174935 (24617)	EA	1	*	*	*	*	*	*			152	29
X20		BRACKET, BREATHING HOSE VALVE 11657136 (19207)	EA	1	*	*	*	*	*	*			152	30
PO	5310-582-5965	WASHER, LOCK, CLAMP MOUNTING MS35338-44 (96906)	EA	2	*	*	*	*	*	*			152	31
PO	2540-933-3294	VALVE ASSEMBLY, CRANKCASE BREATHING 11640947 (19207)	EA	1	*	*	*	*	*	*			152	32
X1		VALVE, CRANKCASE BREATHING 11657764 (19207)	EA	1	*	*	*	*	*	*			152	33
PO	5305-853-4313	SCREW, MACHINE, CLAMP 450539 (24617)	EA	1	*	*	*	*	*	*			152	34
X1		CLAMP, DUAL CONTROL CONDUIT 11657691 (19207)	EA	1	*	*	*	*	*	*			152	35

					(6) 30-day DS maint. allowance			(7) 30-day GS maint. allowance					(10) Illustration	
(1) SMR code	(2) Federal Stock Number	(3) Description Reference Number & Mfg. Code Usable on Code	(4) Unit of meas	(5) Qty inc in unit	(a) 1-20	(b) 21-50	(c) 51-100	(a) 1-20	(b) 21-50	(c) 51-100	(8) 1-yr alw per 100 equip cntgcy	(9) Depot maint alw per 100 equip	(a) Figure No.	(b) Item No.
		3305-DEEP WATER FORDING KITS-Continued												
		HEATER KIT, POWER PLANT Continued												
		VALVE ASSEMBLY, CRANKCASE BREATHING-Continued												
X1		FITTING, CABLE STOP 11640703 (19207)	EA	1									152	36
PO	5305-984-4983	SCREW, MACHINE, CABLE FITTING MS35206-226 (96906)	EA	1	*	*	*	*	*	*			152	37
PO	5306-225-9088	BOLT, MACHINE, UPPER BRACKET MS90726-33 (96906)	EA	2	*	*	*	*	*	*			152	38

PF	2540-900-3144	FORDING KIT, DEEP WATER 11657730-2 (19207) CA	EA	1	*	*	*	*	*	*				
PO	5325-158-0098	GROMMET, RUBBER, DUAL CONTROL 11657765 (19207)	EA	1	*	*	*	*	*	*			152	1
PO	3040-455-1272	CONTROL ASSEMBLY, DUAL 11657968 (19207)	EA	1	*	*	*	*	*	*			152	2
PO	5305-969-6914	SCREW, MACHINE, PLATE MOUNTING MS24617-10 (96906)	EA	4	*	*	*	*	*	*			152	3
PO	2590-769-7554	PLATE, INSTRUCTION, DUAL CONTROL 11657766 (19207)	EA	1	*	*	*	*	*	*			152	4
PO	5310-637-9541	WASHER, LOCK EXTENSION AND SHIELD MS35338-46 (96906)	EA	2	*	*	*	*	*	*			152	6
PO	5310-595-6326	WASHER, FLAT, EXTENSION AND SHIELD MS27183-13 (96906)	EA	2	*	*	*	*	*	*			152	7
PO	2990-442-5902	EXTENSION AND SHIELD ASSEMBLY, TAIL PIPE 11657729 (19207)	EA	1	*	*	*	*	*	*			152	8
PO	5305-269-2801	SCREW, CAP, EXTENSION AND SHIELD MS90726-58 (96906)	EA	2	*	*	*	*	*	*			152	9
PO	5305-710-4199	SCREW, CAP, TAIL PIPE TO EXTENSION MS90726-89 (96906)	EA	3	*	*	*	*	*	*			152	10
PO	2990-917-0836	GASKET, TAIL PIPE TO EXTENSION 11656964 (19207)	EA	1	*	*	*	*	*	*			152	11

					(6) 30-day DS maint. allowance			(7) 30-day GS maint. allowance					(10) Illustration	
(1) SMR code	(2) Federal Stock Number	(3) Description Reference Number & Mfg. Code Usable on Code	(4) Unit of meas	(5) Qty inc in unit	(a) 1-20	(b) 21-50	(c) 51-100	(a) 1-20	(b) 21-50	(c) 51-100	(8) 1-yr alw per 100 equip cntgcy	(9) Depot maint alw per 100 equip	(a) Figure No.	(b) Item No.
		3305 DEEP WATER FORDING KITS Continued												
		FORDING KIT, DEEP WATER-Continued												
PO	5310-857-5561	NUT, SELF-LOCKING, TAIL PIPE TO EXTENSION MS21045C7 (96906)	EA	3	*	*	*	*	*	*			152	12
PO	5310-880-7746	NUT, PLAIN, HEXAGON, TUBE AND BRACKET MOUNTING MS51968-5 (96906)	EA	6	*	*	*	*	*	*			152	13
PO	5310-407-9566	WASHER, LOCK, TUBE AND TUBE BRACKET MOUNTING MS35338-45 (96906)	EA	6	*	*	*	*	*	*			152	14

PO	5306-225-9087	BOLT, MACHINE, UPPER BRACKET MS90726-32 (96906)	EA	2	*	*	*	*	*	*			152	16
PO	2540-152-2481	TUBE ASSEMBLY, AIR INTAKE 11657299 (19207)	EA	1	*	*	*	*	*	*			152	18
PO	5306-225-9086	BOLT, MACHINE, TUBE MOUNTING MS90726-31 (96906)	EA	4	*	*	*	*	*	*			152	19
PO		CLAMP, AIR INTAKE HOSE 111630 (24617)	EA	2	*	*	*	*	*	*			152	20
PO		HOSE ASSEMBLY, AIR INTAKE 11657752-2 (19207)	EA	1	*	*	*	*	*	*			152	21
PO	4730-679-1184	NIPPLE, SHUT-OFF VALVE 192050 (24617)	EA	1	*	*	*	*	*	*			152	22
PO	5305-068-0504	SCREW, CAP, HOSE CLAMP AND CRANKCASE BREATHER VALVE MS90726-3 (96906)	EA	3	*	*	*	*	*	*			152	23
PO		CLAMP, CUSHIONED, AIR INTAKE HOSE 11657686 (19207)	EA	1	*	*	*	*	*	*			152	24
PO	5310-209-0786	WASHER, LOCK, HOSE CLAMP MS35335-33 (96906)	EA	1	*	*	*	*	*	*			152	25
PO	5310-768-0319	NUT, PLAIN, HEXAGON, HOSE CLAMP AND CRANKCASE BREATHER VALVE MS51968-2 (96906)	EA	3	*	*	*	*	*	*			152	26
PO	2910-741-0836	VALVE, SHUT-OIL, ENGINE VENT 7410836 (19207)	EA	1	*	*	*	*	*	*			152	27

					(6) 30-day DS maint. allowance			(7) 30-day GS maint. allowance					(10) Illustration	
(1) SMR code	(2) Federal Stock Number	(3) Description Reference Number & Mfg. Code Usable on Code	(4) Unit of meas	(5) Qty inc in unit	(a) 1-20	(b) 21-50	(c) 51-100	(a) 1-20	(b) 21-50	(c) 51-100	(8) 1-yr alw per 100 equip cntgcy	(9) Depot maint alw per 100 equip	(a) Figure No.	(b) Item No.
		3305-DEEP WATER FORDING KITS Continued												
		FORD KIT, DEEP WATER-Continued												
PO	2540-152-2482	CUP, VACUATOR VALVE INTAKE COVER 11657841 (19207)	EA	1	*	*	*	*	*	*			152	28
PO		CLAMP, HOSE, COVER CUP 174935 (24617)	EA	1	*	*	*	*	*	*			152	29
X20		BRACKET, BREATHER HOSE VALVE 11657136 (19207)	EA	1	*	*	*	*	*	*			152	30
PO	5310-582-5965	WASHER, LOCK, CLAMP MOUNTING MS35338-44 (96906)	EA	2	*	*	*	*	*	*			152	31
PO	2540-933-3294	VALVE ASSEMBLY, CRANKCASE BREATHER 11640947 (19207)	EA	1	*	*	*	*	*	*			152	32

X1		VALVE, CRANKCASE BREATHER 11657764 (19207)	EA	1	*	*	*	*	*	*			152	33
PO	5305-853-4313	SCREW, MACHINE, CLAMP 450539 (24617)	EA	1	*	*	*	*	*	*			152	34
X1		CLAMP, DUAL CONTROL CONDUIT 11657691 (19207)	EA	1	*	*	*	*	*	*			152	35
X1		FITTING, CABLE STOP 11640703 (19207)	EA	1	*	*	*	*	*	*			152	36
PO	5305-984-4983	SCREW, MACHINE, CABLE FITTING MS35206-226 (96906)	EA	1	*	*	*	*	*	*			152	37
		3307 SPECIAL PURPOSE KITS												
PF		KIT, SLAVE RECEPTACLE 946878 (65909)	EA	1	*	*	*	*	*	*			153	
PO	1005-116-3396	NUT, PLAIN, HEXAGON, RECEPTACLE MOUNTING 8438462 (19204)	EA	4	*	*	*	*	*	*			153	1
PO		RECEPTACLE ASSEMBLY, SLAVE 11658029 (19207)	EA	1	*	*	*	*	*	*			153	2
PO	5305-269-2803	SCREW, CAP, HEXAGON HEAD, RECEPTACLE GROUND MS90726-60 (96906)	EA	1	*	*	*	*	*	*			153	3

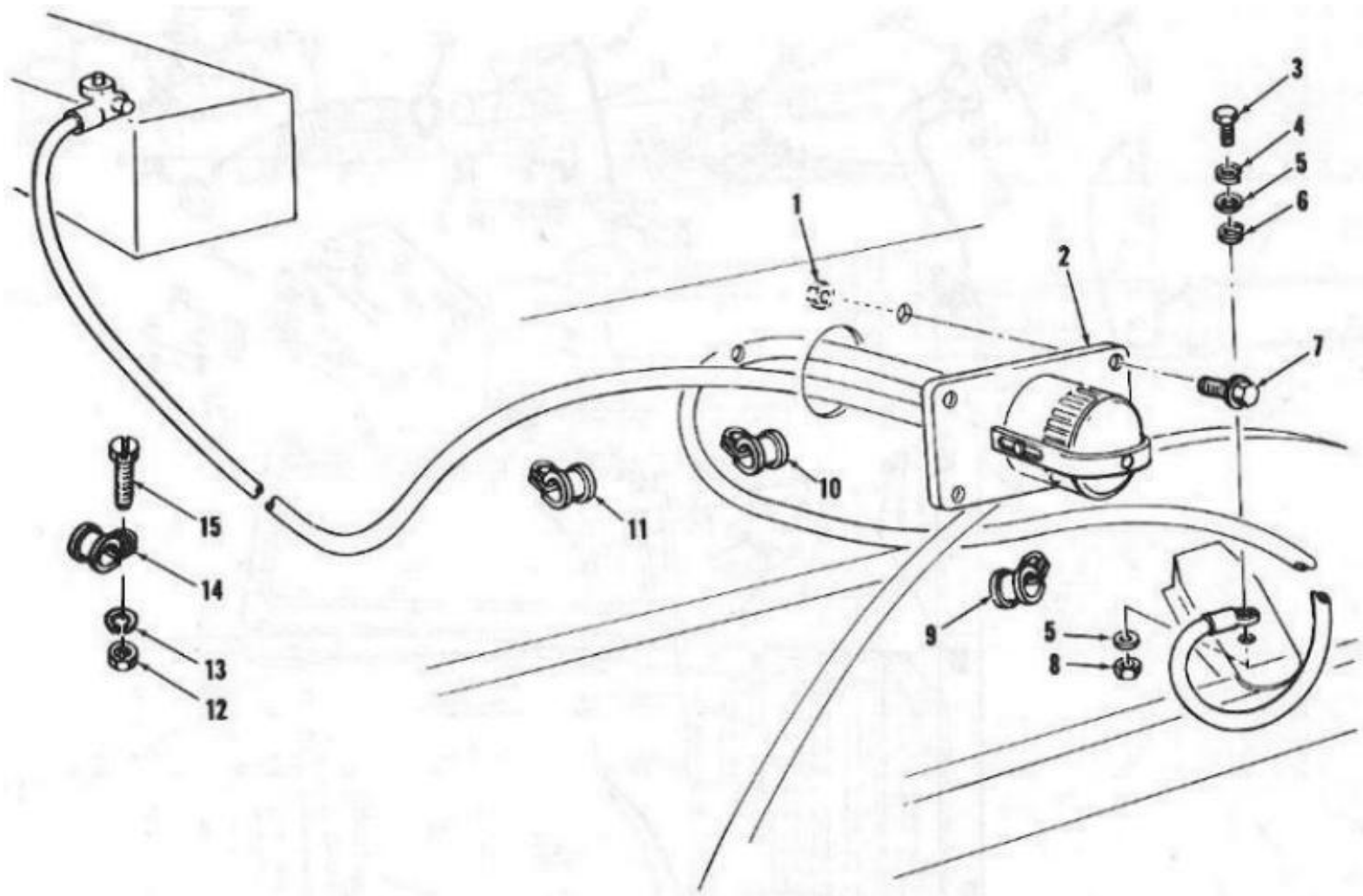


Figure 153: Slave Receptacle Kit

(1) SMR code	(2) Federal Stock Number	(3) Description Reference Number & Mfg. Code Usable on Code	(4) Unit of meas	(5) Qty inc in unit	(6) 30-day DS maint. allowance			(7) 30-day GS maint. allowance			(8) 1-yr alw per 100 equip cntgcy	(9) Depot maint alw per 100 equip	(10) Illustration	
					(a) 1-20	(b) 21-50	(c) 51-100	(a) 1-20	(b) 21-50	(c) 51-100			(a) Figure No.	(b) Item No.
		3307 SPECIAL PURPOSE KITS Continued												
		KIT, SLAVE RECEPTACLE Continued												
PO	5310-061-1258	WASHER, LOCK, RECEPTACLE GROUND CABLE MS45904-76 (96906)	EA	1	*	*	*	*	*	*			153	4
PO	5310-080-6004	WASHER, FLAT, RECEPTACLE GROUND CABLE MS27183-14 (96906)	EA	1	*	*	*	*	*	*			153	5
PO	5310-689-9518	WASHER, LOCK, RECEPTACLE GROUND CABLE MS35338-46 (96906)	EA	1	*	*	*	*	*	*			153	6
PO	5305-068-0502	SCREW, CAP, HEXAGON HEAD, RECEPTACLE MOUNTING MS90725-6 (96906)	EA	4	*	*	*	*	*	*			153	7
PO	5310-732-0559	NUT, PLAIN, HEXAGON,, RECEPTACLE GROUND CABLE MS519688 (96906)	EA	1	*	*	*	*	*	*			153	8
PO	2530-456-9193	CLIP, GROUND CABLE 11640737 (19207)	EA	1	*	*	*	*	*	*			153	9
PO	5340-721-7676	CLIP, CABLE TO DASH PANEL 127753 (00000)	EA	1	*	*	*	*	*	*			153	10
PO	5340-454-3639	SUPPORT, RECEPTACLE CABLE TO BATTERY 11640773 (19207)	EA	4	*	*	*	*	*	*			153	11
PO	5310-934-9758	NUT, PLAIN, HEXAGON, CABLE CLAMP ATTACHING MS35649-202 (96906)	EA	3	*	*	*	*	*	*			153	12
PO	5310-576-5752	WASHER, LOCK, CABLE CLAMP ATTACHING MS35333-39 (96906)	EA	3	*	*	*	*	*	*			153	13
PO	5340-495-9621	CLAMP, CABLE, RECEPTACLE TO BATTERY 7346933 (19207)	EA	3	*	*	*	*	*	*			153	14
PO	5305-989-7435	SCREW, CAP, HEXAGON HEAD, CABLE CLAMP ATTACHING MS35206-264 (96906)	EA	3	*	*	*	*	*	*			153	15
PO	2920-933-3981	KIT, ALTERNATOR, 100 AMP, WITH RECTIFIER AND REGULATOR 11657892 (19207)	EA	1	*	*	*	*	*	*			154	
PO	5820-061-6650	RECTIFIER MS17100-1 (96906)	EA	1	*	*	*	*	*	*			154	1

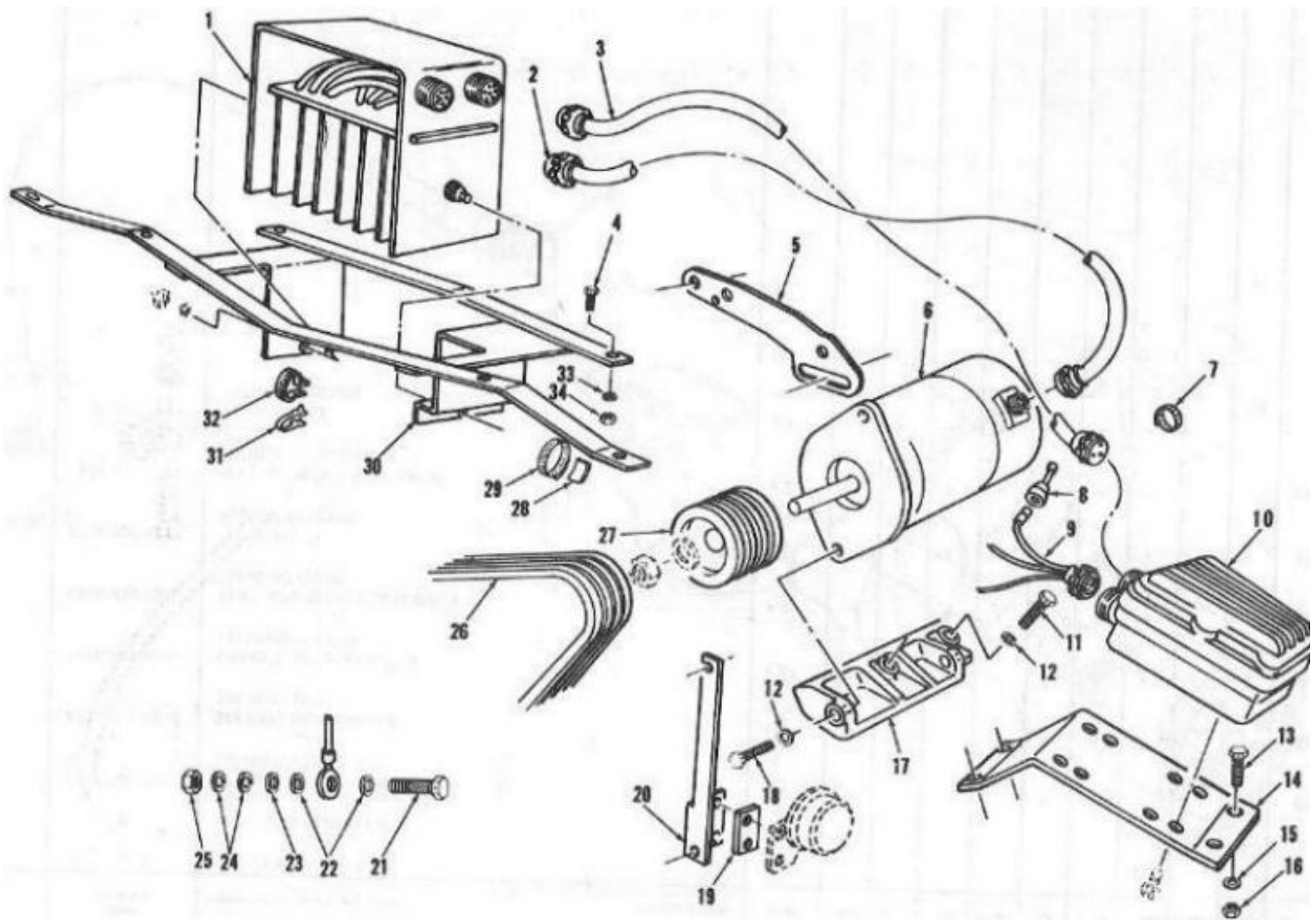


Figure 154: 100 AMP Alternator Kit

Page 422

(1) SMR code	(2) Federal Stock Number	(3) Description Reference Number & Mfg. Code Usable on Code	(4) Unit of meas	(5) Qty inc in unit	(6) 30-day DS maint. allowance			(7) 30-day GS maint. allowance			(8) 1-yr alw per 100 equip cntgcy	(9) Depot maint alw per 100 equip	(10) Illustration	
					(a)	(b)	(c)	(a)	(b)	(c)			(a) Figure No.	(b) Item No.
		3307 SPECIAL PURPOSE KITS Continued												
		KIT, ALTERNATOR, 100 AMP, WITH RECTIFIER AND REGULATOR-Continued												
PO	2920-933-3287	CABLE ASSEMBLY RECTIFIER TO ALTERNATOR 11657928(19207)	EA	1	*	*	*	*	*	*			154	2
PO	2920-933-3285	CABLE ASSEMBLY, RECTIFIER TO REGULATOR 11657927 (19207)	EA	1	*	*	*	*	*	*			154	3

PO	5306-225-8496	BOLT, MACHINE RECTIFIER BRACKET MS90725-51 (96906)	EA	5	*	*	*	*	*	*			154	4
X20		STRAP, ALTERNATOR MOUNTING 11657884 (19207)	EA	1	*	*	*	*	*	*			154	5
POR	2920-818-8635	ALTERNATOR, 100 AMP 7954720 (19207)	EA	1	*	*	*	*	*	*			154	6
PO	5340-454-3639	SUPPORT, REGULATOR POWER INPUT 11640773 (19207)	EA	4	*	*	*	*	*	*			154	7
PO	2590-152-2490	CABLE ASSEMBLY, REGULATOR POWER INPUT 11657889 (19207)	EA	1	*	*	*	*	*	*			154	8
PO	2920-198-7140	CABLE ASSEMBLY, REGULATOR 11657926 (19207)	EA	1	*	*	*	*	*	*			154	9
PO	2920-900-7993	REGULATOR 10947439 (19207)	EA	1	*	*	*	*	*	*			154	10
PO	5305-071-1788	SCREW, CAP, HEXAGON HEAD, ALTERNATOR MOUNTING MS90728-87 (96906)	EA	2	*	*	*	*	*	*			154	11
PO	5310-209-0965	WASHER, FLAT, ALTERNATOR MOUNTING MS35338-47 (96906)	EA	4	*	*	*	*	*	*			154	12
PO	5305-068-0502	SCREW, CAP, HEXAGON HEAD, REGULATOR BRACKET MS90725-6 (96906)	EA	4	*	*	*	*	*	*			154	13
X20		BRACKET, REGULATOR MOUNTING 11657886 (19207)	EA	1	*	*	*	*	*	*			154	14
PO	5310-809-4058	WASHER, FLAT, REGULATOR BRACKET MS27183-10 (96906)	EA	4	*	*	*	*	*	*			154	15

					(6) 30-day DS maint. allowance			(7) 30-day GS maint. allowance					(10) Illustration	
(1) SMR code	(2) Federal Stock Number	(3) Description Reference Number & Mfg. Code Usable on Code	(4) Unit of meas	(5) Qty inc in unit	(a) 1-20	(b) 21-50	(c) 51-100	(a) 1-20	(b) 21-50	(c) 51-100	(8) 1-yr alw per 100 equip cntgcy	(9) Depot maint alw per 100 equip	(a) Figure No.	(b) Item No.
		3307 -SPECIAL PURPOSE KITS -Continued												
		KIT, ALTERNATOR, 100 AMP, WITH RECTIFIER AND REGULATOR-Continued												
X20		NUT ASSEMBLED WASHER, REGULATOR BRACKET 8328467 (19207)	EA	4	*	*	*	*	*	*			154	16
X20		BRACKET, ALTERNATOR MOUNTING 11657885 (19207)	EA	1	*	*	*	*	*	*			154	17

PO	5305-829-1486	SCREW, CAP, HEXAGON HEAD ALTERNATOR MOUNTING MS90725-86 (96906)	EA	2	*	*	*	*	*	*			154	18
X20		SPACER, HORN BRACKET 5383899 (19207)	EA	1	*	*	*	*	*	*			154	19
X20		BRACKET ASSEMBLY, CABLE SUPPORT AND HORN MOUNTING 11657888 (19207)	EA	1	*	*	*	*	*	*			154	20
PO	5305-269-2814	SCREW, CAP, HEXAGON HEAD GROUND CABLE BUSHING MS90725-70 (96906)	EA	1	*	*	*	*	*	*			154	21
X20		BUSHING, REGULATOR GROUND CABLE 11657887 (19207)	EA	2	*	*	*	*	*	*			154	22
PO	5310-061-1258	WASHER, GROUND CABLE BUSHING MS45904-76	EA	1	*	*	*	*	*	*			154	23
PO	5310-275-3683	WASHER, LOCK, GROUND CABLE BUSHING MS35335-40 (96906)	EA	1	*	*	*	*	*	*			154	24
PO	5310-732-0558	NUT, PLAIN, HEXAGON, GROUND CABLE BUSHING MS51867-8 (96906)	EA	1	*	*	*	*	*	*			154	25
PO	3030-130-5208	BELT SET, ALTERNATOR MS5106542-4 (96906)	EA	1	*	*	*	*	*	*			154	26
PO	2920-933-3297	PULLEY, ALTERNATOR DRIVE 11657212 (19207)	EA	1	*	*	*	*	*	*			154	27
PO	2920-502-5486	PINCHWELT 11657983-3 (19207)	EA	1	*	*	*	*	*	*			154	28
PO	4730-908-3193	CLAMP, ALTERNATOR TO RECTIFIER CABLE MS35842-12 (96906)	EA	2	*	*	*	*	*	*			154	29
X20		BRACKET ASSEMBLY, RECTIFIER BRACKET 11657893(19207)	EA	1	*	*	*	*	*	*			154	30

					(6) 30-day DS maint. allowance			(7) 30-day GS maint. allowance					(10) Illustration	
(1) SMR code	(2) Federal Stock Number	(3) Description Reference Number & Mfg. Code Usable on Code	(4) Unit of meas	(5) Qty inc in unit	(a) 1-20	(b) 21-50	(c) 51-100	(a) 1-20	(b) 21-50	(c) 51-100	(8) 1-yr alw per 100 equip cntgcy	(9) Depot maint alw per 100 equip	(a) Figure No.	(b) Item No.
		3307-SPECIAL PURPOSE KITS Continued												
		KIT, ALTERNATOR, 100 AMP, WITH RECTIFIER AND REGULATOR -Continued												
PO	5325-158-0082	FASTENER 11640769 (19207)	EA	1	*	*	*	*	*	*			154	31
X20		STRAP 8424501 (19207)	EA	1	*	*	*	*	*	*			154	32

PO	5310-889-2527	WASHER RECTIFIER BRACKET MS45904-72 (96906)	EA	5	*	*	*	*	*	*			154	33
PO	5310-829-9981	NUT, PLAIN, HEXAGON, RECTIFIER BRACKET MS35649-23 12 (96906)	EA	5	*	*	*	*	*	*			154	34

GROUP 47 Gages

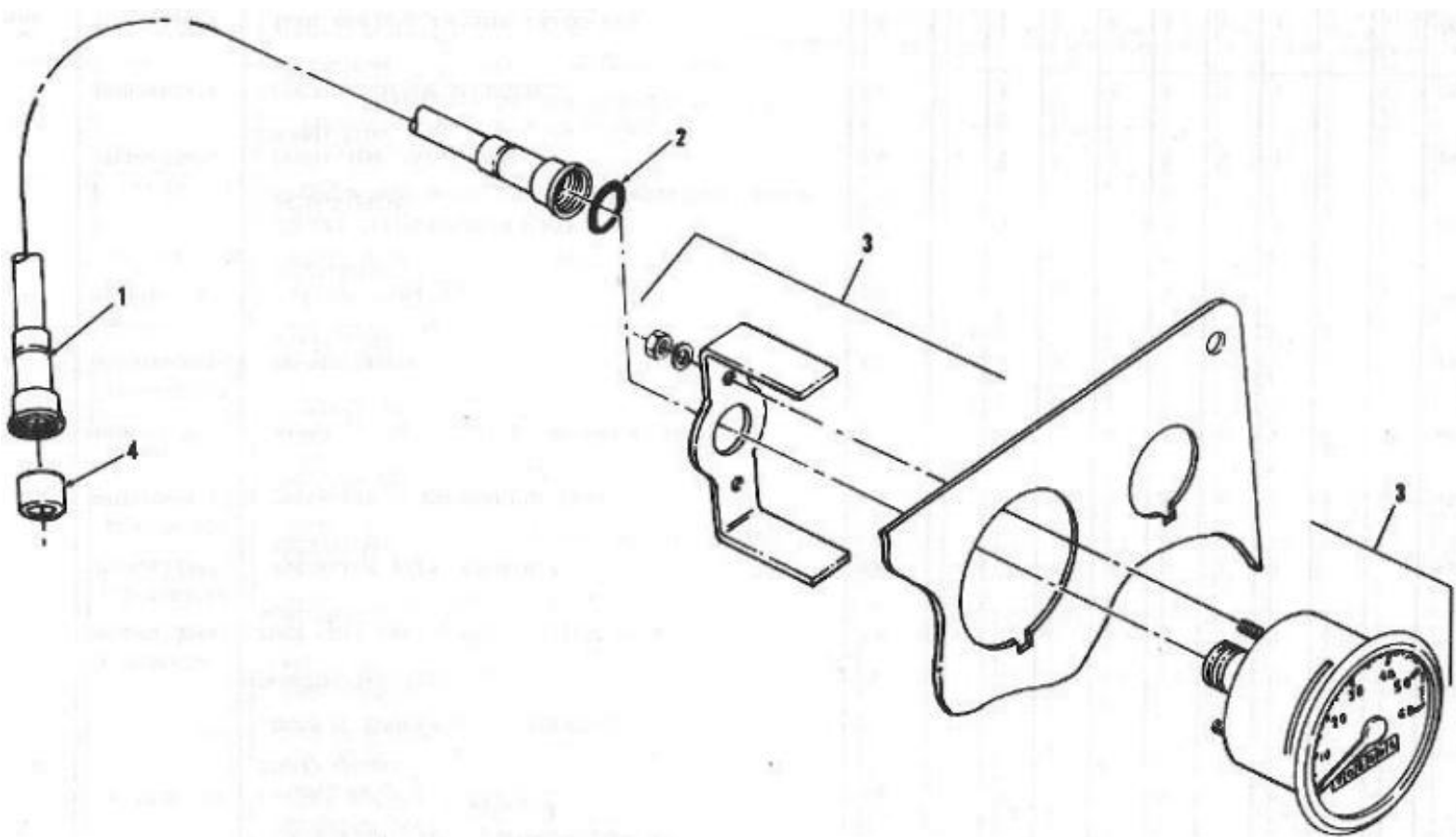


Figure 155: Speedometer and Cable

Page 432

(1) SMR code	(2) Federal Stock Number	(3) Description Reference Number & Mfg. Code Usable on Code	(4) Unit of meas	(5) Qty inc in unit	(6) 30-day DS maint. allowance			(7) 30-day GS maint. allowance			(8) 1-yr alw per 100 equip cntgcy	(9) Depot maint alw per 100 equip	(10) Illustration	
					(a)	(b)	(c)	(a)	(b)	(c)			(a) Figure No.	(b) Item No.
		GROUP 47 GAGES												
		4701 SPEEDOMETER												

PH	2520-741-1861	GEAR, DRIVEN 17 TEETH 11640679(19207)	EA	1				*	*	*			69	6
PH	4730-202-9539	SLEEVE, DRIVE GEAR 5263926 (19207)	EA	1				*	*	*			69	7
PO	5330-183-5946	GASKET, SPEEDOMETER 11657698 (19207)	EA	1	*	*	*	*	*	*			69	8
PO	6680-933-3606	TUBE AND SHAFT ASSEMBLY 11640783 (19207)	EA	1	*	*	*	*	*	*			155	1
PO	5330-400-8447	"O" RING 11657697 (19207)	EA	1	*	*	*	*	*	*			155	2
PO	6680-933-3599	SPEEDOMETER ASSEMBLY MS39021-2 (96906)	EA	1	*	*	*	*	*	*			155	3
PO	5330-183-5947	SEAL,CABLE 11657699 (19207)	EA	1	*	*	*	*	*	*			155	4

SECTION III: SPECIAL TOOLS

GROUP 76 Fire Fighting Equipment Components and GROUP 26 Special Tools

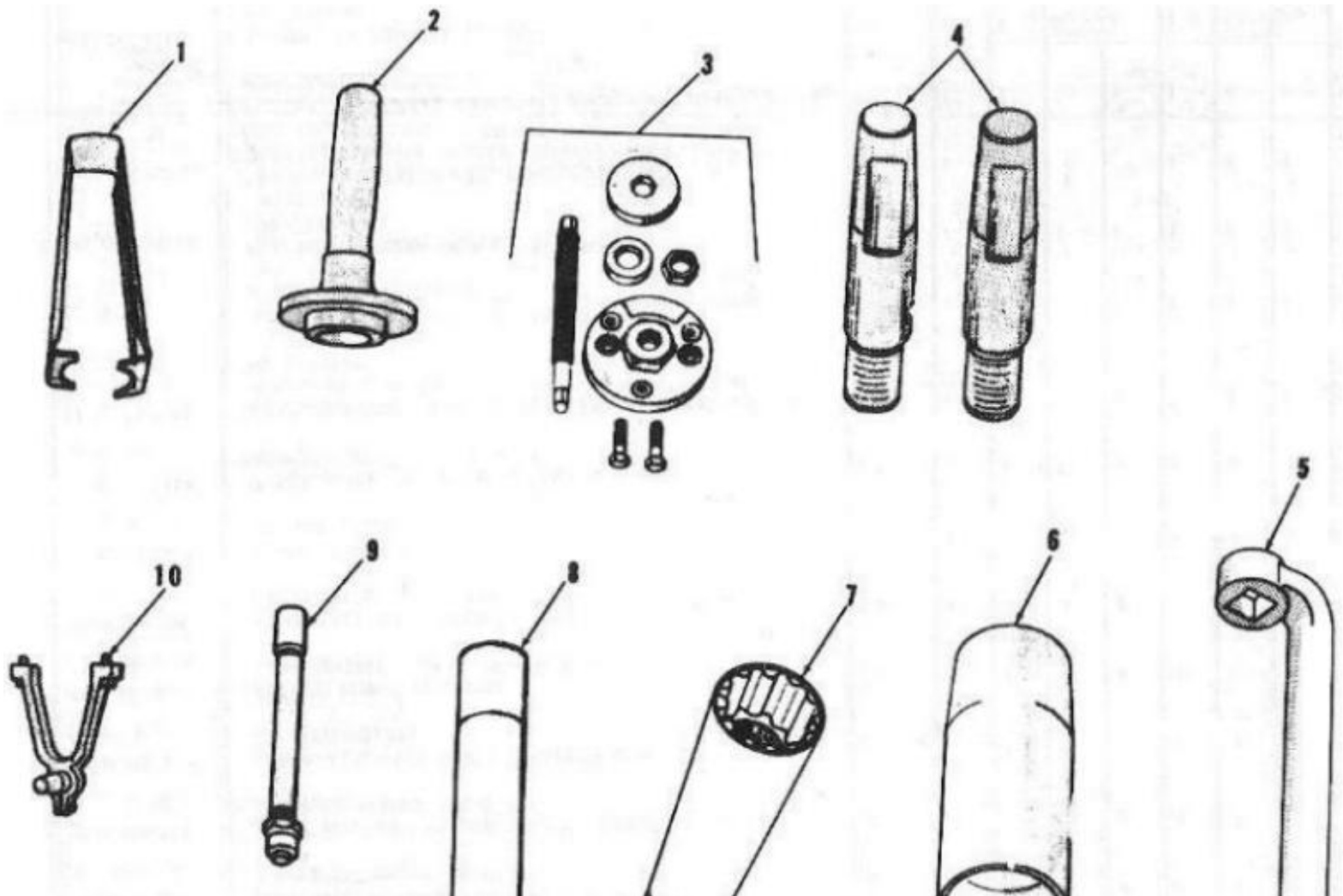




Figure 156: Special Tools

Page 434

(1) SMR code	(2) Federal Stock Number	(3) Description Reference Number & Mfg. Code Usable on Code	(4) Unit of meas	(5) Qty inc in unit	(6) 30-day DS maint. allowance			(7) 30-day GS maint. allowance			(8) 1-yr alw per 100 equip cntgcy	(9) Depot maint alw per 100 equip	(10) Illustration	
					(a)	(b)	(c)	(a)	(b)	(c)			(a) Figure No.	(b) Item No.
		GROUP 76-FIRE FIGHTING EQUIPMENT COMPONENTS												
		7638-PORTABLE FIRE FIGHTING EQUIPMENT												
PO		EXTINGUISHER 279453 (58464) CA	EA	1	*	*	*	*	*	*				
		GROUP 26-TOOLS AND TEST EQUIPMENT												
		2604-SPECIAL TOOLS												
PF	4910-927-3349	TOOL KIT, DIRECT SUPPORT MAINTENANCE 945902 (65909)	EA	1	1	1	1	1	1					
PF	4910-168-2387	INSTALLER, VALVE STEM OIL SEAL W273 (33116)	EA	1	1	1	1	1	1				156	1
PF	4910-105-2817	INSTALLER, CRANKSHAFT OIL SEAL W269A (33116)	EA	1	1	1	1	1	1				156	2
PF	4910-105-2821	REMOVER AND INSTALLER, VIBRATION DAMPER C3732A (33116)	EA	1	1	1	1	1	1				156	3
PF	5315-792-3077	PIN SET, DOWEL W285 (33116)	EA	1	1	1	1	1	1				156	4
PO	5120-168-2283	WRENCH, SPARK PLUG 2613 (33116)	EA	1	1	1	1	1	1				156	5
PO		SOCKET, CYLINDER HEAD SCREWS 34224-2 (33116)	EA	1	1	1	1	1	1				156	7
PF	4910-168-2653	PROTECTOR, VALVE STEM W300 (33116)	EA	1	1	1	1	1	1				156	8
PF	4910-168-2424	COUPLING, 14 MM, AIR HOLD W275 (33116)	EA	1	1	1	1	1	1				156	9
PF	5120-168-2278	TOOL, HOLDING, CAMSHAFT SPROCKET W271A (33116)	EA	1	1	1	1	1	1				156	10
PF	4910-168-2392	EXTENSION, MAIN PULLER SCREW DD914-7 (33116)	EA	1	1	1	1	1	1				157	1

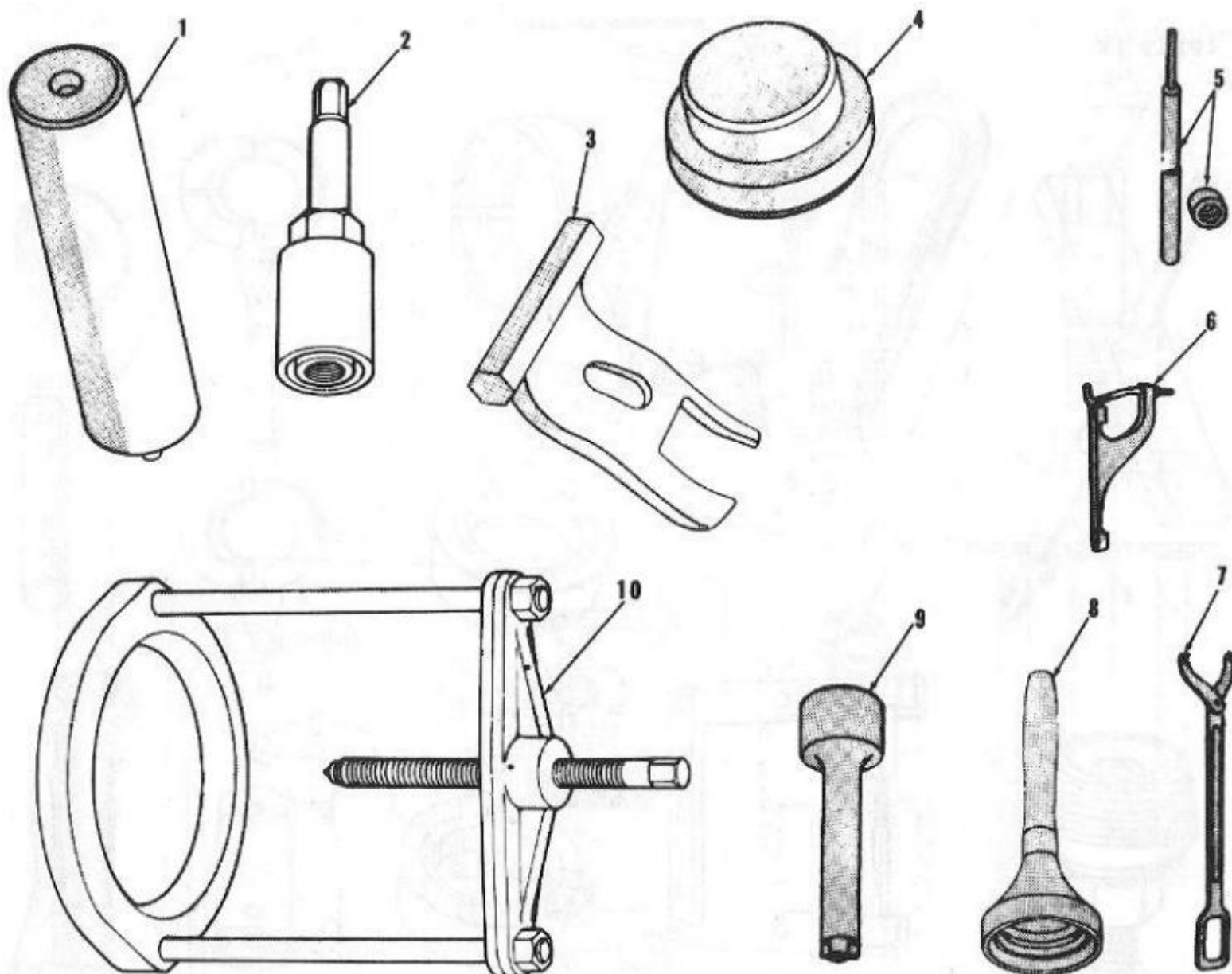


Figure 157: Special Tools

Page 435

(1) SMR code	(2) Federal Stock Number	(3) Description Reference Number & Mfg. Code Usable on Code	(4) Unit of meas	(5) Qty inc in unit	(6) 30-day DS maint. allowance			(7) 30-day GS maint. allowance			(8) 1-yr alw per 100 equip cntgcy	(9) Depot maint alw per 100 equip	(10) Illustration	
					(a) 1-20	(b) 21-50	(c) 51-100	(a) 1-20	(b) 21-50	(c) 51-100			(a) Figure No.	(b) Item No.
		2604 SPECIAL TOOLS Continued												
		TOOL KIT, DIRECT SUPPORT												
		MAINTENANCE Continued												
PF		INSTALLER, UNIVERSAL JOINT FLANGE C37I8 (33116)	EA	1	1	1	1	1	1	1			157	2

PF	5120-168-2279	COMPRESSOR VALVE SPRING, USED WITH W275 COUPLING W267A (33116)	EA	1	1	1	1	1	1	1			157	3
PF	4910-168-2384	ADAPTER. BUTTON, USED WITH DD914-62 ADAPTER DD914-42 (33116)	EA	1	1	1	1	1	1	1			157	4
PF	4910-105-2822	REMOVER AND INSTALLER, VALVE GUIDE W265 (33116)	EA	1	1	1	1	1	1	1			157	5
PO	4910-105-2815	INSTALLER, CAMSHAFT CHAIN SPROCKET W268 (33116)	EA	1	1	1	1	1	1	1			157	6
PO	5120-788-0621	WRENCH, UNIVERSAL JOINT FLANGE C3281 (33116)	EA	1	1	1	1	1	1	1			157	7
PF	4910-168-2425	INSTALLER, DIFFERENTIAL SIDE CARRIER BEARING C4025 (33116)	EA	1	1	1	1	1	1	1			157	8
PF	5120-168-2282	WRENCH, CARBURETOR MAIN JET C3748 (33116)	EA	1	1	1	1	1	1	1			157	9
PF	5120-168-2284	PULLER, ROLLER BEARING DD914P (33116)	EA	1	1	1	1	1	1	1			157	10
PF	5120-168-2276	DRIVER, PINION SHAFT OIL SEAL C359 (33116)	EA	1	1	1	1	1	1	1			158	1
PO	5120-168-2286	WRENCH, WHEEL BEARING ADJUSTING DD1241 (33116)	EA	1	1	1	1	1	1	1			158	2
PF	5120-168-2352	HOLDER, ADAPTER DD914-9 (33116)	EA	1	1	1	1	1	1	1			158	3
PF	4910-105-2823	SPREADER, REAR AXLE HOUSING W129 (33116)	EA	1	1	1	1	1	1	1			158	4
PF	5120-168-2277	PULLER, CRANKSHAFT OIL SEAL W286 (33116)	EA	1	1	1	1	1	1	1			158	5

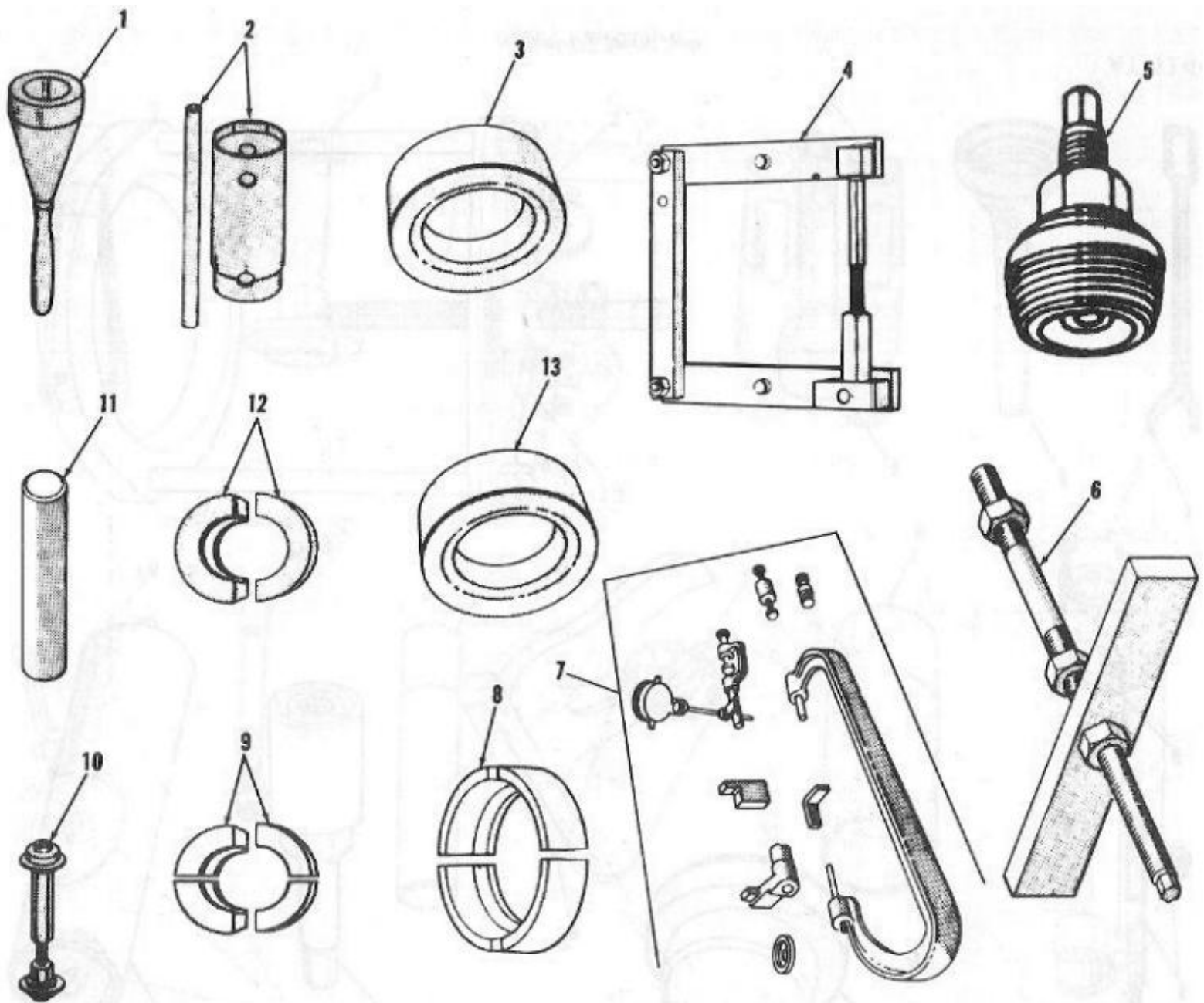


Figure 158: Special Tools

Page 436

(1) SMR code	(2) Federal Stock Number	(3) Description Reference Number & Mfg. Code Usable on Code	(4) Unit of meas	(5) Qty inc in unit	(6) 30-day DS maint. allowance			(7) 30-day GS maint. allowance			(8) 1-yr alw per 100 equip cntgcy	(9) Depot maint alw per 100 equip	(10) Illustration	
					(a) 1-20	(b) 21-50	(c) 51-100	(a) 1-20	(b) 21-50	(c) 51-100			(a) Figure No.	(b) Item No.
		2604 SPECIAL TOOLS Continued												
		TOOL KIT, DIRECT SUPPORT												
		MAINTENANCE-Continued												
PF	4910-105-2820	REMOVER AND INSTALLER, PINION BEARING CUPS W100-60-70 (33116)	EA	1	1	1	1	1	1	1			158	6

PF	4910-168-2391	GAGE, PINION AND RING ADJUSTING W99B60-60 (33116)	EA	1	1	1	1	1	1	1			158	7
PF	4910-168-2390	ADAPTER, PINION BEARING REMOVING C293-37 (33116)	EA	1	1	1	1	1	1	1			158	8
PF	4910-105-2819	ADAPTER, SIDE CARRIER ROLLER BEARING REMOVING DD914-62 (33116)	EA	1	1	1	1	1	1	1			158	9
PF	4910-105-2816	INSTALLER AXLE, SIDE CARRIER BEARING DD1243 (33116)	EA	1	1	1	1	1	1	1			158	10
PF	4910-168-2385	SLEEVE, PINION BEARING C3095 (33116)	EA	1	1	1	1	1	1	1			158	11
PF	4910-168-2386	ADAPTER, PINION INNER BEARING DD914-95 (33116)	EA	1	1	1	1	1	1	1			158	12
PF	4910-105-2818	RING, MEDIUM DD914-8 (33116)	EA	1	1	1	1	1	1	1			158	13
PO	5120-168-2349	PULLER AND INSTALLER, SPINDLE BEARING W328 (33116)	EA	1	1	1	1	1	1	1			159	1
PO	5120-168-2348	WRENCH, REMOVER AND INSTALLER, SPEEDOMETER CABLE COUPLING W326 (33116)	EA	1	1	1	1	1	1	1			159	2
PO		PULLER, STEERING WHEEL C3428B (33116)	EA	1	1	1	1	1	1	1			159	4
PF	5120-168-2285	PULLER, UNIVERSAL, CAMSHAFT AND CRANKSHAFT GEARS WI72 (33116)	EA	1	1	1	1	1	1	1			159	6
PF	4910-168-2389	ARBOR, CLUTCH DISK ALINING W237 (33116)	EA	1	1	1	1	1	1	1				

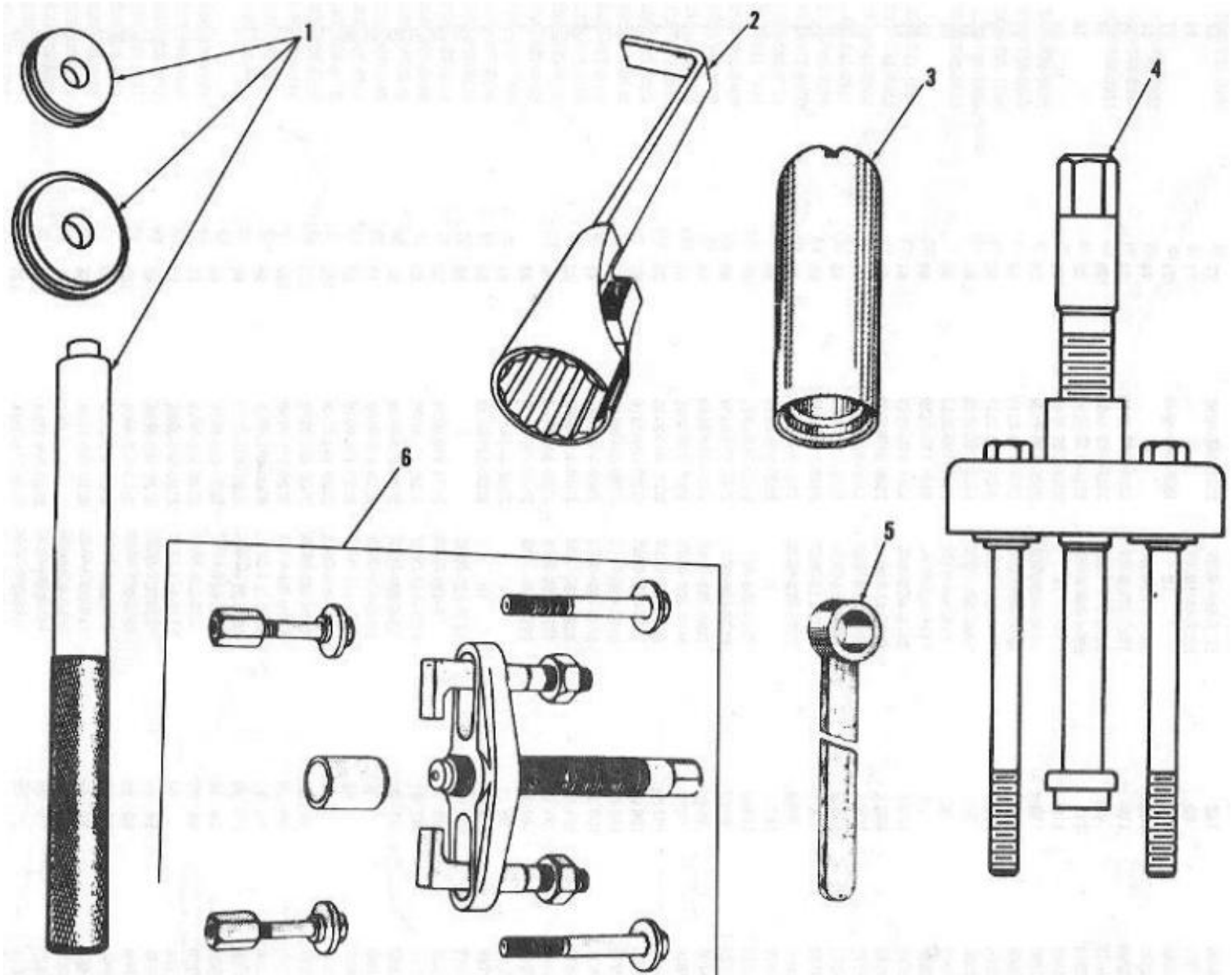


Figure 159: Special Tools

Page 437

(1) SMR code	(2) Federal Stock Number	(3) Description Reference Number & Mfg. Code Usable on Code	(4) Unit of meas	(5) Qty inc in unit	(6) 30-day DS maint. allowance			(7) 30-day GS maint. allowance			(8) 1-yr alw per 100 equip cntgcy	(9) Depot maint alw per 100 equip	(10) Illustration	
					(a) 1-20	(b) 21-50	(c) 51-100	(a) 1-20	(b) 21-50	(c) 51-100			(a) Figure No.	(b) Item No.
		2604 SPECIAL TOOLS Continued												
PH	4910-927-3348	TOOL KIT, GENERAL SUPPORT MAINTENANCE 945903 (65909)	EA	1				1	1	1			156	
PF	4910-168-2387	INSTALLER, VALVE STEM OIL SEAL W273 (33116)	EA	1	1	1	1	1	1	1			156	1

PF	4910-105-2817	INSTALLER, CRANKSHAFT OIL SEAL W269A (33116)	EA	1	1	1	1	1	1	1			156	2
PF	4910-105-2821	REMOVER AND INSTALLER, VIBRATION DAMPER C3732A (33116)	EA	1	1	1	1	1	1	1			156	3
PF	5315-792-3077	PIN SET, DOWEL W285 (33116)	EA	1	1	1	1	1	1	1			156	4
PO	5120-168-2283	WRENCH, SPARK PLUG 2613 (33116)	EA	1	1	1	1	1	1	1			156	5
PH		SLEEVE, DRIVE GEAR NEEDLE BEARING DD854 (33116)	EA	1				1	1	1			156	6
PO		SOCKET, CYLINDER HEAD SCREWS 34224-2 (33116)	EA	1	1	1	1	1	1	1			156	7
PF	4910-168-2653	PROTECTOR, VALVE STEM W300 (33116)	EA	1	1	1	1	1	1	1			156	8
PF	4910-168-2424	COUPLING, 14 MM, AIR HOLD W275 (33116)	EA	1	1	1	1	1	1	1			156	9
PF	5120-168-2278	TOOL, HOLDING, CAMSHAFT SPROCKET WA271A (33116)	EA	1	1	1	1	1	1	1			156	10
PF	4910-165-2392	EXTENSION, MAIN PULLER SCREW DD914-7 (33116)	EA	1	1	1	1	1	1	1			157	1
PF		INSTALLER, UNIVERSAL JOINT FLANGE C3718 (33116)	EA	1	1	1	1	1	1	1			157	2
PF	5120-168-2279	COMPRESSOR, VALVE SPRING, USED WITH W275 COUPLING W267A (33116)	EA	1	1	1	1	1	1	1			157	3
PF	4910-168-2384	ADAPTER, BUTTON, USED WITH DD914-62 ADAPTER DD914-42 (33116)	EA	1	1	1	1	1	1	1			157	4

					(6) 30-day DS maint. allowance			(7) 30-day GS maint. allowance					(10) Illustration	
(1) SMR code	(2) Federal Stock Number	(3) Description Reference Number & Mfg. Code Usable on Code	(4) Unit of meas	(5) Qty inc in unit	(a) 1-20	(b) 21-50	(c) 51-100	(a) 1-20	(b) 21-50	(c) 51-100	(8) 1-yr alw per 100 equip cntgcy	(9) Depot maint alw per 100 equip	(a) Figure No.	(b) Item No.
		2604 SPECIAL TOOLS Continued												
		TOOL KIT, GENERAL SUPPORT MAINTENANCE-Continued												
PF	4910-105-2822	REMOVER AND INSTALLER, VALVE GUIDE W265 (33116)	EA	1	1	1	1	1	1	1			157	5
PO	4910-105-2815	INSTALLER, CAMSHAFT CHAIN SPROCKET W268 (33116)	EA	1	1	1	1	1	1	1			157	6

PO	5120-788-0621	WRENCH, UNIVERSAL JOINT FLANGE C3281 (33116)	EA	1	1	1	1	1	1	1			157	7
PF	4910-168-2425	INSTALLER, DIFFERENTIAL SIDE CARRIER BEARING C4025 (33116)	EA	1	1	1	1	1	1	1			157	8
PF	5120-168-2282	WRENCH, CARBURETOR MAIN JET C3748 (33116)	EA	1	1	1	1	1	1	1			157	9
PF	5120-168-2284	PULLER, ROLLER BEARING DD914P (33116)	EA	1	1	1	1	1	1	1			157	10
PF	5120-168-2276	DRIVER, PINION SHAFT OIL SEAL C359 (33116)	EA	1	1	1	1	1	1	1			158	1
PO	5120-168-2286	WRENCH, WHEEL BEARING ADJUSTING DD1241 (33116)	EA	1	1	1	1	1	1	1			158	2
PF	5120-168-2352	HOLDER, ADAPTER DD914-9 (33116)	EA	1	1	1	1	1	1	1			158	3
PF	4910-105-2823	SPREAD, REAR AXLE HOUSING W129 (33116)	EA	1	1	1	1	1	1	1			158	4
PF	5120-168-2277	PULLER, CRANKSHAFT OIL SEAL W286 (33116)	EA	1	1	1	1	1	1	1			158	5
PF	4910-105-2820	REMOVER AND INSTALLER, PINION BEARING CUPS W100-60-70 (33116)	EA	1	1	1	1	1	1	1			158	6
PF	4910-168-2391	GAGE, PINION AND RING ADJUSTING W99B60-70 (33116)	EA	1	1	1	1	1	1	1			158	7

					(6) 30-day DS maint. allowance			(7) 30-day GS maint. allowance					(10) Illustration	
(1) SMR code	(2) Federal Stock Number	(3) Description Reference Number & Mfg. Code Usable on Code	(4) Unit of meas	(5) Qty inc in unit	(a) 1-20	(b) 21-50	(c) 51-100	(a) 1-20	(b) 21-50	(c) 51-100	(8) 1-yr alw per 100 equip cntgcy	(9) Depot maint alw per 100 equip	(a) Figure No.	(b) Item No.
		2604 SPECIAL TOOLS Continued												
		TOOL KIT, GENERAL SUPPORT MAINTENANCE-Continued												
PF	4910-168-2390	ADAPTER, PINION BEARING REMOVING C293-37 (33116)	EA	1	1	1	1	1	1	1			158	8
PF	4910-105-2819	ADAPTER, SIDE CARRIER ROLLER BEARING REMOVING DD9 14-62 (33116)	EA	1	1	1	1	1	1	1			158	9
PF	4910-105-2816	INSTALLER, AXLE, SIDE CARRIER BEARING DD1243 (33116)	EA	1	1	1	1	1	1	1			158	10
PF	4910-168-2385	SLEEVE, PINION BEARING C3095 (33116)	EA	1	1	1	1	1	1	1			158	11
PF	4910-168-2386	ADAPTER, PINION INNER BEARING DD914-95 (33116)	EA	1	1	1	1	1	1	1			158	12
PF	4910-105-2818	RING, MEDIUM DD914-8 (33116)	EA	1	1	1	1	1	1	1			158	13

PO	5120-168-2349	PULLER AND INSTALLER, SPINDLE W328 (33116)	EA	1	1	1	1	1	1	1			158	1
PO	5120-168-2348	WRENCH, REMOVER AND INSTALLER, SPEEDOMETER CABLE COUPLING W326 (33116)	EA	1	1	1	1	1	1	1			159	2
PH		ARBOR, IDLER SHAFT REMOVING DD852 (33116)	EA	1				1	1	1			159	3
PO		PULLER,STEERING WHEEL C3428B (33116)	EA	1	1	1	1		1	1			159	4
PH		SPACER, IDLER SHAFT BEARING ADJUSTING DD853 (33116)	EA	1				1	1	1			159	5
PF	5120-168-2285	PULLER, UNIVERSAL, CAMSHAFT AND CRANKSHAFT GEARS W172 (33116)	EA	1	1	1	1	1	1	1			159	6
PF	4910-168-2389	ARBOR, CLUTCH DISK ALINING W327 (33116)	EA	1	1	1	1	1	1	1				

SECTION IV. FEDERAL STOCK NUMBER & REFERENCE NUMBER CROSS REFERENCE TO FIGURE & ITEM NUMBER

PART 1: FEDERAL STOCK NUMBER TO FIGURE & ITEM NUMBER:

Stock Number	Fig. No.	Item No.	Stock Number	Fig. No.	Item No.	Stock Number	Fig. No.	Item No.	Stock Number	Fig. No.	Item No.
2310-921-6369	142	6	2420-279-7377	39	12	2501-735-0355	120	12	2510-040-2522	102	10
2510-106-2200	116	3	2510-124-1312	96		2510-134-8314	113	2	2510-152-2483	113	15
2510-152-2495	120	26	2510-152-2503	100		2510-152-2504	100		2510-152-2505	99	
2510-152-2506	99		2510-152-2529			2510-159-8768	102	7	2510-159-8769	108	3
2510-159-8772	108	3	2510-159-8783	105	1	2510-247-6783	98	12	2510-253-1098	90	19
2510-405-4377	147	8	2510-411-8313	118	4	2510-451-8124	98	26	2510-454-8105	98	12
2510-455-1316	98	17	2510-456-9151	107	15	2510-461-2775	106	14	2510-461-2776	106	5
2510-461-2871	100	10	2510-461-2879	105	5	2510-522-2489	98	25	2510-657-9746	40	4
2510-731-4797	89	4	2510-737-2788	116	10	2510-737-5317	101	2	2510-737-5317	101	2
2510-737-5358	102	12	2510-769-7514	107	4	2510-832-6463	31	29	2510-917-0882		
2510-917-0887			2510-917-0952			2510-933-3278	96	3	2510-933-3279	96	7
2510-933-3280	96	5	2510-933-3298	06	21	2510-933-3538	6	18	2510-933-3710	96	
2510-933-4434			2510-933-4436	96	17	2510-961-2889	98	7	2510-962-3065	95	23
2510-986-5689	96	20	2520-033-9336	84	9	2520-033-9337	75	24	2520-033-9341	77	42
2520-061-2397	77	32	2520-061-2399	77	32	2520-061-6846	77	32	2520-061-6847	77 74	17 14
2520-061-6848	77 74	17 14	2520-061-6849	77 74	17 14	2520-080-9858	74	11	2520-082-5405	138	17
2520-123-0197	23	16	2520-125-2960	138	24	2520-133-9634	74		2520-152-2510	64	47
2520-152-2511	65	9	2520-152-2512	64	21	2520-152-2513	65	23	2520-177-8238	64	15

2520-246-2267	81	11	2520-246-2269	22	1	2520-256-7152	65	15	2520-257-0664	65	12
2520-268-1265	65	13	2520-360-7270	62	7	2520-369-8819	66	11	2520-369-8821	66	4
2520-374-9464	63	17	2520-374-9480	64	7	2520-379-3891	67	24	2520-400-2435	23	4
2520-401-3816	67	19	2520-401-3818	67	37	2520-404-0681	61	3	2520-404-0682	23	30
2520-404-7083	64	37	2520-420-3898	22	5	2520-443-8018	81	4	2520-443-8133	23 83	3 13
2520-470-9955	23	33	2520-476-6507	63	21	2520-476-6508	65	21	2520-476-6509	77	22
2520-476-6510	23	36	2520-484-0768	133	2	2520-484-0769	133	12	2520-487-3780	133	15
2520-491-6758	66	15	2520-491-6759	66	9	2520-499-8876	65	6	2520-535-0473	72	11
2520-589-5684	62	1	2520-589-5688	65	17	2520-627-6666	138	30	2520-661-3266	63	11
2520-709-1753	68 69	3 3	2520-709-1754	67	21	2520-718-0894	138	19	2520-734-2494	69 67 68	22 32 8
2520-734-2495	69 67 68	23 31 7	2520-734-2496	69 67 68	22 30 6	2520-734-2499	69	5	2520-734-2649	67	26
2520-734-2811	69 67 68	25 33 9	2520-734-2858	67	46	2520-734-2859	67	45	2520-735-1126	67	42
2520-737-4959	135	62	2520-737-5412	7 78	23 1	2520-741-1861	69	6	2520-741-2043	67	20
2520-741-2886	138	4	2520-741-2887	138	3	2520-769-7570	64	40	2520-772-8079	63	1
2520-830-8771	63	4	2520-841-7694	138	9	2520-871-2460	138	12	2520-884-8430	74	38
2520-886-2775	138	2	2520-892-2010	138	23	2520-917-0781			2520-917-0837	66	16
2520-917-5582	77		2520-923-6128	67	43	2520-927-3278	21	14	2520-927-3288		
2520-927-3293	9	6	2520-927-3299	61	11	2520-927-3331	72	7	2520-927-3331	71	7
2520-927-3333	77	34	2520-927-3340	21	3	2520-927-3342	63	16	2520-927-3343	63	13
2520-927-3344	64	39	2520-928-6118	138	18	2520-928-6119	138	27	2520-928-6135		
2520-928-6151	74	20	2520-929-3576	63 64	7 4	2520-929-8287	72	12	2520-929-8323	63	2
2520-933-3277	77	6	2520-933-3281	74	19	2520-933-3283			2520-933-3288	72	8
2520-933-3289	72	10	2520-933-3529	22	10	2520-933-3532	61	16	2520-933-3579	74	31
2520-933-3588	69 67 68	11 6 13	2520-933-3589	72	9	2520-933-3711	72	7	2520-933-3712	22	9
2520-933-3723	67 68	4 14	2520-933-3734	137	5	2520-933-7621	64	27	2520-977-2418	63	5
2520-986- 5302	67 67	44 22	2520-986-5506	138	29	2520-986-5658	64	36	2520-986-5677	64	9
2520-986-5686	63	15	2530-034-3436	75	12	2530-034-3442	75	14	2530-034-3443	75	6
2530-044-2240	86	7	2530-124-9752	88	37	2530-125-6638	88	36	2530-125-8726	81	3
2530-125-8727	23 83	26 7	2530-125-8728	82	7	2530-125-8729	83	9	2530-126-8391	80	20
2530-133-9804	80	13	2530-177-9325	86	14	2530-228-7017	80	20	2530-229-5346	80	20
2530-235-4754	88	11	2530-253-5826	80	6	2530-253-5827	80	15	2530-410-2275	91 77 84	2 39 12

2530-423-2787	78	11	2530-443-8017	31	30	2530-454-4819	78	14	2530-454-5083	88	34
2530-454-5085	82	10	2530-454-8247	82	9	2530-456-9193	153	9	2530-456-9273	88	5
2530-461-4091	78	22	2530-472-4105	78	21	2530-477-1801	86	17	2530-481-2559	86	21
2530-495-2152	78	25	2530-714-3113	80	19	2530-714-3117	80	16	2530-773-8485	82	15
2530-832-8017	135	47	2530-871-6841	81		2530-873-5236	78	19	2530-898-6434	80	9
2530-900-3048	30	8	2530-900-3115	30	8	2530-900-3143	30	7	2530-900-3149	75	13
2530-917-0802	82	1	2530-917-0818	75	5	2530-917-0835	77	12	2530-917-0871	80	8
2530-917-0922	83	5	2530-917-0927	87	9	2530-917-5857	79	5	2530-917-5909	54	10
2530-927-3291	85	3	2530-927-3316	80	12	2530-927-3336	75	15	2530-927-3337	74	
2530-928-6117	75	34	2530-928-6149	74	4	2530-928-6155	74	9	2530-928-6156	74	10
2530-928-6157	75	10	2530-928-6158	75	17	2530-928-6159	75	17	2530-928-6161	75	37
2530-929-8324	74	12	2530-933-3530	74	43	2530-933-3531	86		2530-933-3533	77	34
2530-933-3539			2530-933-3575			2530-933-3578	74	30	2530-933-3580	84	2
2530-933-3581	84	6	2530-933-3584	80	12	2530-933-3585	80	17	2530-933-3713	75	
2530-933-3714	75		(blank)			2530-933-3715			2530-933-3726	84	6
2530-978-6149	77	21	2530-987-2559	80	3	2540-039-8086	144	43	2540-039-8086	144	43
2540-052-9481	111 140	12 16	2540-078-6633	92		2540-124-1313	95	4	2540-152-2482	152	28
2540-152-2484	152	28	2540-152-2498	120	18	2540-159-8767	102	2	2540-226-1668	98	16
2540-226-1674	98	16	2540-301-7423	88	24	2540-340-3393	144	22	2540-344-8601	144	29
2540-420-5001	110	1	2540-420-5006	110	4	2540-442-5903	152	18	2540-443-8032	23	6
2540-455-1270	90	1	2540-455-1275	91	16	2540-455-1319	94	7	2540-455-1320	94	7
2540-456-9163	94	23	2540-459-7267	143	5	2540-460-6914	120 121	20 10	2540-461-2758	73	3
2540-461-3939	110	2	2540-472-4412	97	10	2540-476-5497	98	1	2540-476-5498	98	4
2540-477-8277	109	5	2540-502-5548	116	24	2540-521-6179	116	16	2540-627-9923	144 150	9
2540-692-8848			2540-704-4253	92	13	2540-737-1193	31	25	2540-737-3276	119	
2540-737-3277	119		2540-737-5117	23	21	2540-737-5399	102	8	2540-900-3148		
2540-900-3162	29	1	2540-917-5892	98	19	2540-917-5893			2540-917-5894	142	13
2540-917-5895	142	15	2540-917-5896	142	12	2540-917-5899	98	15	2540-917-5900	15	15
2540-917-5902	120	44	2540-917-5903	118 121	3 50	2540-917-5904	139	1	2540-917-5906	104	1
2540-933-3294	152	32	2540-933-3300	56	7	2540-933-3540			2540-933-3541	109	6
2540-933-3542			2540-933-3543			2540-933-3546	98	25	2540-933-3587	94	4
2540-933-3978	148		2540-933-4438	116	11	2540-953-0110	148 150 141	6 4	2540-997-1532	148	9
2580-929-6150	74	3	2590-033-9367	135 135	5 20	2590-045-9610	112	1	2590-050-8821	42	9
2590-087-5870	135	1	2590-113-0749	54	16	2590-115-0531	54	14	2590-152-2490	154	8
2590-152-2491	59	4	2590-152-2501	58	16	2590-165-3977	60	1	2590-226-2150	31	3
2590-226-2159	7	5	2590-245-8006	58	19	2590-247-0016	40	3	2590-248-0627	58	20
2590-248-0628	54	1	2590-248-0635	133	21	2590-248-0637	133	17	2590-248-0638	133	16
2590-248-0639	133	10	2590-248-0769	133	28	2590-436-4589	56	1	2590-443-8077	31	28

2590-453-8854	107	3	2590-455-1318	105	20	2590-473-6331	114	3	2590-474-5587	35	10
2590-490-0774	56	8	2590-493-6253	97	22	2590-628-6140	54	22	2590-628-6140	54	22
2590-693-0612			2590-735-1201	135	13	2590-737-4953	135	40	2590-737-4958	135	43
2590-741-2415	135	12	2590-741-2418	135	4	2590-741-2454	135	37	2590-741-2462	135	15
2590-741-2641	40	21	2590-761-5596	97	22	2590-769-7554	152	4	2590-772-8126	135	
2590-801-2355	42	7	2590-917-0762	55	7	2590-917-5856	55	11	2590-933-3299	55	1
2590-933-3544	134	16	2590-944-6252	141	11	2590-953-2177	42	8	2610-051-9266	85	2
2610-540-4719	85	1	2640-052-0944	85	6	2805-104-6661	15	2	2805-110-1974	9	29
2805-110-9778	15	6	2805-113-0729	9	11	2805-118-1795	17	1	2805-122-0884	8	8
2805-152-2479	9	4	2805-152-2480	9	8	2805-152-2482	12	8	2805-152-2500		
2805-152-2502	13	8	2805-159-8684	4	1	2805-167-9049			2805-199-9843	9	16
2805-199-9844	9	25	2805-220-3634	N	i	2805-235-1760	16	14	2805-277-9990	17	9
2805-397-9660	8	1	2805-400-4835	32	27	2805-442-5901	19	4	2805-453-9112	8	2
2805-462-7039	6	9	2805-462-7074	18	1	2805-462-8498	17	4	2805-472-4189	13	6
2805-493-6219	13	1	2805-891-6848	64	45	2805-900-3145	14	6	2805-917-0614	7	3
2805-917-0619	7	4	2805-917-0708	7	1	2805-917-0709	8	20	2805-917-0712	18	8
2805-917-0717	19	6	2805-917-1016	11	6	2805-917-5583	10	1	2805-220-3640	10	9
2805-220-3641	9	12	2805-220-3643	16	13	2805-220-3645	8	21	2805-220-3647	8	4
2805-220-3650	7	14	2805-227-9947	17	6	2805-227-9973	7	10	2805-227-9974	18	4
2805-227-9976	15	25	2805-229-4676	12	20	2805-918-4780	6	11	2805-927-3269		
2805-927-3270	7		2805-927-3272	11	1	2805-927-3273	14	3	2805-927-3275	16	1
2805-927-3282			2805-927-3283	9		2805-927-3284	13		2805-927-3285		
2805-927-3289			2805-927-3290	13	9	2805-927-3314	14	10	2805-927-3315	14	15
2805-927-3319	8		2805-927-3322	13	14	2805-927-3325	18		2805-927-3330	13	19
2805-927-3335	14	2	2805-927-3338	6	14	2805-927-3339	18	7	2805-929-3334	7	17
2805-929-3563	19	5	2805-929-3566	16	5	2805-933-3284	8	15	2805-933-3534	6	4
2805-933-3535	8	17	2805-933-3550	18	14	2805-933-3551	13	14	2805-933-3716	8	3
2805-933-3717	13	12	2805-933-3718	17	2	2805-933-3737	8	22	2805-933-3738	14	7
2805-933-3739	11	2	2805-933-3740	14	14	2810-341-4824	GRP 1204		2910-073-0165	145	1
2910-119-0851	30	4	2910-119-0852	29 30	7 11	2910-119-0854	31	17	2910-119-0855	31	9
2910-119-0856	31	10	2910-119-0857	31	11	2910-119-0858	31	21	2910-135-6534	24	7
2910-136-2171	30	11	2910-136-2172	30	16	2910-179-5508	29	19	2910-459-8447	30	13
2910-476-6566	31	13	2910-737-5146	53	5	2910-741-0836	152	27	2910-917-0610	31	27
2910-917-0732	30	1	2910-917-0768	29	16	2910-917-0867	31	6	2910-927-3286	25	9
2910-927-3324			2910-933-3536			2910-933-3736	24	1	2920-134-7643	38	2
2920-168-2339	36	4	2920-198-7140	154	9	2920-247-0003	35	4	2920-247-0012	38	5
2920-247-0013	38	1	2920-247-0014	38	8	2920-358-7498	39	15	2920-443-4834	20	2
2920-455-1274	54	2	2920-457-6673	36	6	2920-502-5486	154	28	2920-610-7841	73	10
2920-622-3786	37	3	2920-640-7230	39	16	2920-659-6916	37	1	2920-737-4880	39	2
2920-818-8635	154	6	2920-900-7993	154	10	2920-909-2483	35	23	2920-917-0729	35	22
2920-927-3271			2920-927-3279	38	15	2920-927-3296	38	4	2920-927-3326	37	2

2920-927-3327			2920-927-3328			2920-927-3329	36	7	2920-928-6137	39	6
2920-928-6138	39	4	2920-928-6139	39	9	2920-929-8321	38	3	2920-929-8322	38	7
2920-933-3285	154	3	2920-933-3287	154	2	2920-933-3297	154	27	2920-933-3576	37	5
2920-933-3577	39	1	2920-933-3590	37	4	2920-933-3591			2920-933-3727	36	10
2920-933-3728	39	3	2920-933-7374	37	6	2930-040-2613	34	18	2930-083-9560	33	4
2930-119-0662	33	8	2930-168-2340	34	3	2930-198-7141	34	21	2930-453-8808	34	8
2930-456-1314	34	24	2930-699-9021	34	19	2930-933-3548	33	12	2930-933-3549	10	4
2930-933-3719	33	2	2930-933-3721	34	11	2940-119-0849	26	9	2940-119-0850	26	1
2940-124-7128	26	7	2940-135-6528	27	4	2940-135-6530	27	11	2940-135-6531	27	7
2930-135-6532	27	1	2940-135-6533	27	21	2940-142-0553	26 27	4 6	2940-832-6054	6	13
2940-875-9000	26	8	2940-928-6134	26 27	2 19	2990-213-1279	144	1	2990-246-3930	32	6
2990-400-7027	32	13	2990-442-5902	152	8	2990-442-5919	15		2990-443-4809	32	
2990-488-3491	32	3	2990-869-6073	32	16	2990-917-0733	32	18	2990-917-0836	32 152	17 11
3020-287-7343	135	56	3020-459-9745	10	6	3020-460-0166	98	3	3030-130-5208	154	26
3030-130-5209	34	26	3040-455-1272	152	2	3040-455-5011	23	24	3110-100-0219	77	27
3110-100-0229	74	21	3110-100-0251	77	28	3110-100-0540	135	7	3110-100-3529	75	3
3110-100-3532	138	28	3110-100-3535	135	8	3110-100-5937	69	21	3110-117-0633	68	4
3110-117-0637	64	11	3110-142-6040	64 63	48 19	3110-151-9123	65	16	3110-151-9125	67	41
3110-155-6173	65	3	3110-159-6913	64	31	3110-198-2494	67	9	3110-198-2570	67	16
3110-198-2830	63	12	3110-227-2201	64	38	3110-227-4428	23	10	3110-227-4667	77	14
3110-278-7510	138	5	3110-293-8250	138	31	3110-572-5970	138	8	3110-580-3708	74 77	6 13
3110-580-3709	74 77	7 18	3110-606-9576	77	19	3110-691-2511	74	17	3110-691-2512	74	16
3110-722-7488	77 74	1 22	3110-928-1873	64	41	3110-929-8365	68 69	2 2	3110-931-2246	75	26
3110-933-3807	22	2	3110-997-6187	75	25	3120-080-9858	75	8	3120-159-6973	13	13
3120-179-7355	77 84	35 10	3120-498-2866	64	1	3120-498-2868	64	6	3120-498-9859	64	5
3120-734-2500	67	34	3120-765-3302	31	8	3820-249-3540	61	9	3820-802-7128	64	18
3820-802-7129	65	4	3830-374-1166	135	53	3830-511-1936	135	34	3830-511-1937	135	27
3830-630-6906	135	24	3830-737-4952	135	25	3830-737-8242	135	58	3830-802-2030	135	50
3950-693-1862	135	14	4010-116-1604	113	19	4010-129-3221	92	3	4010-158-1966	113	15
4010-158-2136	28	19	4010-186-9388	90	18	4010-297-1815	134	18	4030-243-4445	GRP 0306	
4030-916-2141	92	2	4030-948-7315			4710-165-4944	82	14	4710-165-4957	73	11
4710-165-4959	73	9	4710-165-4961	76	7	4710-248-4346	82	6	4710-289-2542	25 25	14 2
4710-454-8176			4710-472-4190	7	9	4710-475-0182	81	13	4710-495-0181	71	5
4710-971-4187	25 25	21 18	4720-130-4605	29 76	6 1	4720-130-4609	25 29	16 8	4720-152-1351	18	15

4720-165-4957	GRP 0803		4720-165-4958	82	12	4720-165-4959	73 76	11 9	4720-270-3941	73	9
4720-409-3988			4720-442-5759	34	13	4720-456-1315	34	15	4720-462-7041	20	1
4720-477-1800	33	6	4720-762-9248	29	5	4720-763-6497	29	9	4720-912-3092	GRP 1000 GRP 0804 GRP 1100	
4720-999-9323			4730-012-7951	30 7	17 8	4730-013-7397	12	24	4730-014-2427	25	13
4730-014-2432	25 71 73 76 25 25	3 6 12 8 22 19	4730-014-3343	8	7	4730-042-6318	15	22	4730-050-4203	87 75 92 133 23	8 32 4 9 28
4730-050-4208	74 77 95 133	25 47 15 8	4730-057-5555	8	5	4730-130-4605	76	3	4730-130-4609	29	8
4730-131-4951	29	2	4730-133-3252	145	6	4730-137-9236	24 25 27 71 73 76	8 24 15 2 1 2	4730-139-3904	27 71	14 1
4730-172-0034	95	19	4730-195-6022	75	9	4730-196-1503	148	18	4730-202-6063	30	12
4730-202-9539	69	7	4730-203-0549	61	10	4730-220-3637	7	7	4730-221-2136	65	7
4730-221-2139	66	18	4730-230-2959			4730-249-8278	27	16	4730-250-0393	34	22
4730-270-4609	81	14	4730-277-8273	71 38	7 10	4730-277-8768			4730-278-2043	26 27	5 5
4730-278-2703			4730-278-8885	82	11	4730-301-7470	6	8	4730-450-9229	82	8
4730-470-6624	26	3	4730-485-9289	12	3	4730-533-4678	82	13	4730-550-8263	33	1
4730-640-1051	29	21	4730-679-1184	152	22	4730-737-4954	135	29	4730-765-9091	7	16
4730-817-6578	86	25	4730-889-6133	25 29	4 22	4730-889-6135	25 25	23 5	4730-908-3193	56 38 33 154	16 6 3 29
4730-908-3194	38 34 146 146 148 148	9 7 20 21 13 19	4730-908-3195	61	2	4730-908-6292	27	18	4730-908-6293	30 29	6 2
4730-908-6294	30 150	9 8	4730-909-8627	57	6	4730-927-3347	74 77 61	42 31 15	4730-954-1281	8	11
4820-726-4719	86	1	4820-849-1220	33	13	4820-477-6174	80	18	4930-932-8894	137	2
5120-670-9821	GRP 0306		5305-012-3879	134	1	5305-013-4396	120	42	5305-015-5358	117	17
5305-016-0731	140	6	5305-016-1790	147	2	5305-017-1026	76	5	5305-018-0024	127	25

5305-018-0121	35	7	5305-018-0129	64	49	5305-042-0454	54	17	5305-042-0989	121	55
5305-043-6698	141	20	5305-044-4153	91	8	5305-044-6609	60	3	5305-052-6874	121	34
5305-052-6876	123	11	5305-052-6905	100	9	5305-052-6913	100	8	5305-052-6917	117 121	1 54
5305-052-6918	123	4	5305-052-6923	120 127	8 23	5305-052-7492	121	6	5305-052-7500	121	7
5305-052-8238	130 142 145 120 122 123 124 125 127	10 17 13 25 13 3 6 2 1	5305-056-9945	70 23	9 27	5305-057-7161	117	7	5305-059-8262		
5305-068-0500	106 110	2 6	5305-068-0501	106 36 29	15 3 10	5305-068-0502	57 29 133 153 154 128	5 25 22 7 13 10	5305-068-0504	152	23
5305-068-0506	131 54 127	7 20 24	5305-068-0523	50	4	5305-069-5574	87 12	1 17	5305-069-5574	87 12	1 17
5305-069-5582	87	10	5305-071-1767	36	9	5305-071-1770	77 74	15 40	5305-071-1773	115 132	2 20
5305-071-1788	154	11	5305-071-2055	133	29	5305-071-2237	129 139	7 4	5305-071-2241	128	5
5305-071-2242	117	3	5305-080-5430	119	5	5305-081-6676	113	7	5305-087-9883	138	32
5305-105-6871	141	14	5305-145-0783	120	17	5303-157-8141	109	7	5305-157-8282	99	9
5305-157-8283	114	5	5305-157-8284	98	21	5305-157-8285	99	11	5305-157-8324	65	18
5305-157-8325	68 69	11 16	5305-157-8371	77	40	5305-175-3230	90	20	5305-225-3839		
5305-225-3840	12 136	1 14	5305-225-8497	106	10	5305-226-7768	16	8	5305-234-7843	80	21
5305-234-7843	80	21	5305-237-8029	86	22	5305-241-6690	5	12	5305-253-5626	92	10
5305-269-2801	35	15	5305-269-2802	30 5	10 9	5305-269-2803	153	3	5305-269-2804	35 152	11 9
5305-269-2805	4	2	5305-269-2806	133	26	5305-269-2806	133	26	5305-269-2809	79	3
5305-269-2810	116	18	5305-269-2811	107 116 132	7 14 8	5305-269-2814	154	21	5305-269-2815	94 95	9 9
5305-269-3208	62 131	9 6	5305-269-3210	62 21 23 4	2 1 5 5	5305-269-3211	64 58 114 23 4	33 4 4 11 4	5305-269-3212	23 81	25 1
5305-269-3217	110	11	5305-269-3240	70	17	5305-269-3244	79	11	5305-269-4511	70	14
5305-269-7803	94	11	5305-272-4197	135	39	5305-285-3942	48	6	5305-285-5263	104	10
5305-285-5278	42	4	5305-285-5286	106	20	5305-285-5295	40	18	5305-292-7947	121	7

5305-407-3738	80	4	5305-456-5058	64	46	5305-457-6961	78	16	5305-462-7018	22	7
5305-462-7023	18 9	5 18	5305-462-7024	9	21	5305-462-7043	N	I	5305-543-2335	102 56 36 143	5 5 2 7
5305-543-2394	102	11	5305-619-6377	135	57	5305-622-1507	127	11	5305-639-7911	113	3
5305-682-7733	140	12	5305-687-5910	12	12	5305-696-5287	121	4	5305-709-8523	35	17
5305-710-4189	10 91	2 7	5305-710-4190	35	20	5305-710-4191	134	5	5305-710-4192	91 134	1 22
5305-710-4194	32 35 32	25 21 25	5305-710-4195	32	19	5305-710-4196	88	31	5305-710-4199	152	10
5305-710-4202	134	7	5305-716-8176	5	15	5305-716-8182	95	16	5305-716-8183	66 75	8 28
5305-716-8184	90	16	5305-716-8186	90	4	5305-724-5813	120 121	19 9	5305-724-5822	133	19
5305-724-6769	134 134	14 8	5305-724-6771	61	12	5305-724-6810	133	14	5305-724-6838	94	13
5305-727-8816	10	10	5305-753-7078	97	26	5305-761-4227	66	12	5305-782-9495	66	1
5305-823-5744	84	7	5305-825-8055	35	16	5305-829-1486	154	18	5305-836-3308	126	2
5305-840-6694	54	3	5305-853-4313	152	34	5305-854-6688	120	1	5305-854-6690	129	5
5305-855-0841	125	11	5305-855-0957	143 127 127	7 4 26	5305-855-0961	104	2	5305-855-0964	117	15
5305-855-0973	120	13	5305-879-7941	97 98 102 41 129 142 121 124	9 22 6 6 1 10 26 1	5305-883-0628	43 44 128 126	3 1 39 14	5305-885-7252	138	13
5305-889-3002	145 126	29 17	5305-933-3677			5305-940-8838	141	12	5305-948-7237	100	6
5305-954-3487	106	4	5305-958-0603	28	12	5305-958-5246	101	3	5305-959-2724	70	18
5305-959-4159	97	12	5305-969-6914	152	3	5305-978-9396	88	16	5305-983-6621	9	26
5305-983-6622	9	14	5305-984-4983	152	37	5305-984-4992	122	10	5305-984-5680	99	7
5305-984-6189	31 128	1 36	5305-984-6193	126	19	5305-984-6195	53	2	5305-984-6208	142	22
5305-984-6210	50 41	2 1	5305-984-6211	115	12	5305-984-7363	31	12	5305-988-1170	120	28
5305-988-1725	117 143	20 8	5305-988-1727	120 121 122	23 39 6	5305-988-1728	120	43	5305-989-7435	153	15
5305-990-8387	51	2	5305-993-1848	142	1	5305-993-2460	97	20	5305-993-2461	127	19
5305-995-0436	123	7	5305-995-3437	116	8	5306-012-8439	140	4	5306-018-6493	102	15

5306-018-7527	111 28 56	14 20 13	5306-018-7993	18 23 105 106 108 55	10 40 8 13 1 10	5306-042-3544	102	14	5306-042-3560	49	9
5306-042-3561	88	13	5306-042-3562	49	3	5306-042-3564	88	12	5306-042-3569	110 45	47 4
5306-042-5323	109	11	5306-042-5589	117 121	25 22	5306-042-5594	122	16	5306-043-1953	109	10
5306-045-1976	6	7	5306-050-1239	88	26	5306-151-6248	15	12	5306-157-8315	77	45
5306-174-4312	72	3	5306-177-5529	23	2	5306-182-9387	56	9	5306-217-9681	86	2
5306-225-8496	97	15	5306-225-8497			5306-225-8499	34	1	5306-225-8505	15	14
5306-225-8506	15	23	5306-225-8509	34	1	5306-225-8510	34	4	5306-225-9030	14	1
5306-225-9081	12 128	10 1	5306-225-9086	91 152	14 19	5306-225-9087	133 152	23 16	5306-225-9088	35 152	24 38
5306-225-9089	5	5	5306-225-9091	32	14	5306-225-9093	32	10	5306-226-4837	15 35	11 1
5306-275-1629	33	9	5306-275-1659	75	23	5306-281-5137	78	2	5306-283-0407	102 29	1 18
5306-283-0408	54	24	5306-286-1504	31	22	5306-317-3096	113	9	5306-436-4819	80	1
5306-443-8075	83	2	5306-456-9162	95	20	5306-462-7017			5306-462-7022	12	15
5306-472-2763	67	27	5306-637-9721	28	5	5306-685-2523	77 74	43 39	5306-696-5377	47 45	2 2
5306-732-4143	78	10	5306-753-6996	116	12	5306-775-1868			5306-775-5201	110	18
5306-855-0436	150	14	5306-911-5005	116	7	5306-926-1784			5307-088-1588	75	11
5307-145-1760	31	15	5307-159-6248	14	8	5307-159-6274	24	10	5307-246-9624	8	14
5307-246-9626	19	10	5307-246-9627	15 14	21 9	5307-246-9628	14	13	5307-246-9629	14	19
5307-250-0311	19	9	5307-250-0312	19	11	5307-508-0807	137	4	5307-752-6594	40	23
5310-010-3322	67	39	5310-010-3323	135	51	5310-012-0382	4 5	6 11	5310-012-0377	96	8
5310-012-0388	33 30	10 15	5310-012-0393	25	8	5310-012-1743	120	15	5310-013-1052	41	9
5310-013-1245	117	12	5310-013-4566	49	6	5310-013-8530	40	11	5310-014-5850	115	13
5310-021-3513	116	4	5310-021-3513	140	11	5310-021-9434	115	10	5310-044-2823	28 133 136	8 20 12
5310-044-2832	23	1	5310-045-1339	87 75	4	5310-045-3296	128 123	13 8	5310-045-3299	128	35
5310-050-3262	114	8	5310-059-9264	70 19	24 1	5310-059-9264	152	5	5310-061-0004	145 126	28 3

5310-061-1258	58 153 154	3 4 23	5310-080-6004	58 70 23 24 31 79 6 153 93	5 3 19 4 7 15 6 5 7	5310-080-8495	15 9 14 18 99 113 116 38 34 35 32 133 140 5 145 152 122	9 7 16 9 5 5 9 13 5 3 2 24 9 19 11 15 15	5310-082-1404	54	18
5310-087-0057	18	13	5310-087-4652	23	4	5310-088-1251	57 129 130 131 120 121 122	4 10 6 4 22 38 3	5310-112-1358	54	11
5310-115-9047	75 77	2 25	5310-122-5658	24	3	5310-124-9265	31	16	5310-126-5367	32 134 4	26 23 9
5310-145-1627	88	32	5310-151-8998	105	14	5310-159-6270	24	66	5310-167-0680	61	13
5310-177-7748	138	10	5310-184-8973	113	10	5810-194-8191	60	4	5310-207-9566	15	10
5310-209-0786	97 54	21 21	5310-209-0786	139 152 127	8 25 10	5310-209-0965	87 12 10 88 90 91 35 154	2 11 3 20 6 5 18 12	5310-225-6408	95	14
5310-234-4936	86	15	5310-234-7840	12	16	5310-234-7841	12	2	5310-234-7842	12	18
5310-241-6658	28	1	5310-241-6661	134	12	5310-246-0187	75	18	5310-246-0188	75 77	1 26
5310-253-2610	16 94	6 19	5310-261-7340	69 68 78 79	9 19 4 14	5310-275-3683	154	24	5310-276-3455	4	10
5310-276-3455	4	10	5310-285-2170	67	13	5310-297-3250	88	19	5310-297-3250	91 35 84	4 19 14

5310-298-9261	41	7	5310-350-5617	67 68	8 17	5310-360-8171	64	20	5310-407-9566	15 16 18 34 9 12 14 14 97 106 72 38 34 34 35 19 25 32 5 145 152	10 11 12 6 27 9 11 17 16 9 2 12 17 2 7 7 15 14 10 14
5310-436-3412	66	6	5310-436-8412	5	17	5310-453-8856	97	17	5310-456-9146	107	14
5310-456-9180	107	18	5310-456-9181	80	2	5310-461-2880	105	19	5310-461-2888	107	17
5310-461-5856	53	3	5310-461-5857	83	6	5310-462-7019	13	10	5310-462-7044	81	16
5310-464-2745	19	2	5310-470-2981	86	24	5310-485-8168	63	22	5310-488-3888	95 90 83 90 94 95 134 5	24 7 4 14 20 10 4 1
5310-493-6234	105	4	5310-496-2648	137	7	5310-514-6674	99	6	5310-514-8078	55 107 115	8 10 8
5310-514-8948	91	10	5310-527-3289	141	10	5310-527-4688	114	7	5310-550-1130	40	4
5310-550-2379	117	4	5310-550-3503	77 23 84	37 14 13	5310-559-9110	92	8	5310-576-5752	142 153	2 13
5310-579-0079	122	8	5310-582-5965	15 97 117 49 143 152 128	27 11 18 5 9 31 6	5310-584-5005	141	9	5310-584-5272	16 75 36 91 66	7 30 8 12 3
5310-595-6326	105 106 130 152	7 8 15 7	5310-595-6509	102	13	5310-595-7237	11	5	5310-596-0031	61	8
5310-596-7691	50 117	3 2	5310-596-7693	126	15	5310-616-1739	143	1	5310-616-8272	40	1

5310-619-5529	40	24	5310-624-5755	67	40	5310-627-6128	62 64 62 131	3 34 8 5	5310-637-0592	86	16
5310-637-9541	21 23 58 88 73 94 95 110 70 35 23 4 152	2 12 6 17 5 6 6 12 15 6 39 3 6	5310-639-1532	79	79	5310-641-9696	74 77	2 23	5310-653-6700	134	6
5310-660-2987	135	16	5310-671-4109	75	36	5310-689-9518	153	6	5310-696-5172	106 115 56 58	18 1 14 15
5310-696-5177	88 30	18 14	5310-698-4460	49 35	7 5	5310-722-5658	31	14	5310-728-9957	17 19	7 3
5310-732-0558	58 154 113 55	7 25 14 2	5310-732-0559	17 96 69 68 79 116 35 23 24 78 4 5 153	5 2 10 18 13 13 14 39 2 3 8 3 8	5310-732-0560	75 66	31 14	5310-732-4849	87	3
5310-733-6451	109	9	5310-737-2590	33	14	5310-752-6591	40	7	5310-752-6593	40	2
5310-761-6882	15 106 112 78 139	26 19 5 12 7	5310-768-0318	91 132	13 27	5310-768-0319	73 152 127	4 26 6	5310-774-4472	11	4
5310-792-3588	84	15	5310-802-4701	106 108	22 2	5310-809-3078	102 110 121 125	16 16 28 10	5310-809-3079	5	21
5310-809-4058	15 103 73 139 154 122 126	28 3 6 9 15 5 6	5310-809-4061	110 114 5	13 2 4	5310-809-4085	90 91 32	9 6 8	5310-809-5997	94 95 107 132 78	22 25 5 5 18

5310-809-5998	90 95 66 134	15 11 2 2	5310-809-8533	95	13	5310-809-8544	54	4	5310-814-0672	133 78	27 23
5310-814-0673	32 133	22 32	5310-816-2535	74 77	5 20	5310-820-6653	134	10	5310-823-8803	94 95 134	2 2 20
5310-823-8804	120	34	5310-828-8189	140	10	5310-829-9981	105 106 108	16 7 5	5310-829-9981	154	34
5310-833-8567			5310-834-8586	138	15	5310-834-8732	115 132	9 26	5310-835-2036	23 32	15 7
5310-838-1490	138	14	5310-853-9335	30	2	5310-857-5561	94 95 107 132 152	1 1 6 6 12	5310-865-6073	132	9
5310-871-7618			5310-880-6004	86	6	5310-880-7744	116 49 55	17 8 6	5310-880-7745	90 70 78	5 6 17
5310-880-7746	15 16 18 14 14 96 91 72 38 34 34 35 19 25 136 79 5 152	19 12 11 12 18 15 9 1 11 16 24 9 8 6 8 2 13 13	5310-880-8789	90	11	5310-886-7225	72	13	5310-889-2527	106 55 32 154	12 9 30 33
5310-889-2577	108	4	5310-891-1709	96 79	21 10	5310-891-1733	105	2	5310-897-5940	94 94	17 12
5310-902-8204	135	59	5310-905-0762			5310-913-5476	94 95	5 5	5310-927-9399	14	1
5310-929-9400	7	2	5310-931-8167			5310-931-8182	74	1	5310-931-8182	77	24
5310-933-4310	113 99	6 4	5310-934-9747	122	7	5310-934-9751	126	5	5310-934-9757	126	13
5310-934-9758	40 41 129 153 123	25 8 12 12 9	5310-935-3750	66	13	5310-935-9022	110	9	5310-952-4912	110	23
5310-957-7600	127	21	5310-959-1488	132	14	5310-959-4679			5310-959-7600	145	20
5310-975-2075	23	35	5310-982-4912	32 133 136	11 33 11	5310-982-6580	126	18	5310-984-3806	130 128	19 4

5310-984-3807	122	18	5310-994-1006	32	20	5315-012-0123	67 69	1 13	5315-012-4553	135	54
5315-017-0123	68	15	5315-021-8211	133	13	5315-054-3038	135	23	5315-121-2600	138	34
5315-151-9003	105	9	5315-188-0180	64	32	5315-243-1169	92	1	5315-281-7743	90	2
5315-298-1481	33	11	5315-298-1498			5315-455-6884	90	3	5315-464-7129	31	20
5315-616-5530	16	15	5315-741-1872	78	13	5315-741-2419	135	19	5315-752-4316	92	6
5315-754-0848	32 23	29 17	5315-815-8840	79	18	5315-816-1794	18 121	6 20	5315-839-5820	110 31	10 19
5315-839-5822	65 75 78	1 20 6	5315-842-3044	113 110 93 23 23	11 21 1 18 23	5315-842-3044	31 32 133 79 70	18 5 25 17 2	5315-842-3154	78	5
5315-844-3966	117	6	5315-844-5896	22	4	5315-846-0126	92	9	5315-846-1270	70	1
5315-880-5860	137	3	5315-990-2081			5320-067-5846			5320-067-9837	23	9
5320-067-9840			5320-067-9841			5320-242-1545	119	4	5320-816-5801		
5325-147-5275	56	15	5325-158-0081	23	37	5325-158-0082	154	31	5325-158-0100	58	12
5325-159-3820	58	18	5325-185-0004	142	14	5325-185-0004	142	14	5325-276-6343	58	13
5325-359-6844	139	11	5325-507-8701	58	9	5325-574-3954	58	8	5325-700-0997	101	1
5325-754-2240	142	3	5325-757-1963	40	8	5325-893-6242	139	12	5330-052-6805	54	15
5330-087-8929	84	8	5330-133-6231	12	5	5330-147-8446	88	28	5330-157-4618	117	10
5330-157-4637	101	6	5330-157-4656	99	1	5330-157-4657	12	7	5330-157-6187	98	2
5330-157-6190	98	2	5330-157-6233	9	13	5330-157-6257	70	11	5330-157-6237	105	11
5330-157-6302	88	7	5330-159-3249	24	5	5330-159-3257	18	3	5330-159-3260	9	13
5330-159-3262	12	6	5330-159-6280	15	17	5330-178-8372	64	28	5330-179-1237	64	24
5330-183-5946	69	8	5330-183-5947	155	4	5330-187-3635	138	16	5330-235-5886	8	16
5330-250-9946	67	47	5330-285-3784	67	25	5330-297-4519	15	24	5330-297-7106	45	7
5330-297-7106	47	5	5330-400-8447	155	2	5330-437-8764	104	8	5330-443-8049	30 30	19 18
5330-461-5767	104 104	9 6	5330-461-5768	104	9	5330-463-0470	34	9	5330-495-8677		
5330-524-9623	135	10	5330-579-3156	104	6	5330-585-6641	135 135	35 42	5330-585-6642	135	9
5330-653-7653	138	7	5330-653-7656	137	1	5330-741-1824	67	12	5330-770-9070	64	44
5330-807-6445	135	6	5330-811-4881	135	26	5330-834-2912	6	10	5330-864-5774	77	29
5330-878-8433	135 135	2 3	5330-929-8371	75	22	5330-933-3317	77	33	5330-933-3318	61	14
5330-954-1248	12	19	5340-050-1593	65	5	5340-057-6956	111	1	5340-062-7200	77 74	17 14
5340-078-7029	111	3	5340-081-6573	75	29	5340-087-8050	134	17	5340-128-1572	31	24
5340-157-7559	120	24	5340-157-7681	6	5	5340-157-7702	6	3	5340-158-0035	98	18
5340-158-0043	113	4	5340-158-0068	98	23	5340-158-0072	114	6	5340-158-0095	118	6
5340-158-0122	76 73	6 7	5340-158-0133	58	11	5340-158-0223	56 57	12 8	5340-159-1292		
5340-159-3834	76	4	5340-159-3849	23		5340-165-7798	96	16	5340-165-7799	96	14

5340-178-1445	54	19	5340-205-9565	135	22	5340-220-3639	8 7	9 6	5340-229-0340	129	13
5340-229-0340	121 123	33 6	5340-241-0518	83	11	5340-249-3598	65	22	5340-282-7519	82	5
5340-282-7521			5340-282-7539	GRP 0306		5340-282-7544	29	12	5340-298-6572	86	5
5340-311-4306	94 95	3 3	5340-321-6431	109	12	5340-321-6432	109	8	5340-333-6060		
5340-333-6078	29	14	5340-339-3768	111	10	5340-344-2754	82	16	5340-359-0959	78	15
5340-368-4935	25	27	5340-371-4134	82	2	5340-391-3830	73	13	5340-400-5547	29	13
5340-454-3639	153	11	5340-454-3640	58	1	5340-454-5317	97	19	5340-455-1315	104	1
5340-462-7045	31	23	5340-462-8549	5	10	5340-463-0482	34	14	5340-467-1987	64	30
5340-477-3776	79	1	5340-495-9621	153	14	5340-543-3038	58	14	5340-543-3155	111	9
5340-543-3321	111	11	5340-543-7110	111	8	5340-587-1447	12	13	5340-597-7932		
5340-614-9772	97	25	5340-629-7273			5340-653-7275	106	3	5340-721-7676	153	10
5340-741-1882	68	1	5330-741-1882	69	1	5340-741-2420	135	33	5340-741-2464	135	38
5340-769-7867	31	4	5340-773-5382	138	26	5340-784-1709	32	23	5340-791-5361	111	2
5340-792-8125	33	7	5340-803-7301	92	5	5340-827-2453	142	9	5340-827-8314	146	17
5340-836-0647	8	10	5340-878-8827			5340-880-6367	138	22	5340-881-5303	29	15
5340-908-3193	34	12	5340-929-5724	4	7	5340-930-1755	70	5	5340-933-3314	5	8
5340-933-3778	22	8	5355-962-3018	61	1	5360-102-9935	15	1	5360-159-3831	65	2
5360-159-3832	65	14	5365-057-2685	13	7	5365-159-3839	15	16	5365-159-6902	115	6
5365-221-6517	64	8	5365-221-6519	64	43	5365-221-6523	63	24	5365-222-2061	63	10
5365-410-9795	5	5	5365-451-1607	63	14	5365-658-3815	86	20	5365-658-3816	86	20
5680-411-5700	98	5	5820-061-6650	154	1	5910-667-5076	39	17	5925-466-1635	41	3
5930-148-4780			5930-296-6318	51	3	5930-307-8856	40	22	5930-307-8856	40	22
5930-568-4181	144	15	5930-615-7897	141	16	5930-655-1514	141 146 44	7 14 3	5930-699-9438	40	20
5930-755-0761	53	6	5930-928-6163	42	2	5930-933-3742	54	12	5935-399-6626		
5935-399-6676			5935-572-9180			5935-768-7042			5935-773-1428	60	2
5935-833-8561			5940-057-2929			5940-105-9943	55	3	5940-113-9826		
5940-143-4780	43	4	5940-143-4794			5940-148-5170	55	5	5940-254-5217	GRP 0613	
5940-453-5100	54	13	5340-503-6079	GRP 0612		5950-310-4655			5970-577-1630		
5970-705-6637	GRP 0612		5970-833-8562			5975-177-1930	GRP 0613		5975-280-3357		
5975-660-5962			5977-182-7529	54	7	6115-039-8253	141	13	6140-057-2553	55	4
6140-057-2554	55	4	6145-560-5481	59		6145-705-6678	GRP 0613		6145-805-3351	GRP 0612	
6210-699-9457	40	14	6210-699-9458	40	10	6220-160-0543	52	3	6220-160-0550	GRP 0609	
6220-179-5118	46	1	6220-300-9908	50	7	6220-368-4940	51	5	6220-403-9492	45	3
6220-447-9835	91	15	6220-500-0437	45	1	6220-669-5623	47	1	6220-678-9046	49	1

6220-678-9047	48	4	6220-693-4174	49	12	6220-695-1107	49 50	10 6	6220-737-2820	49	4
6220-752-6020	47	6	6220-752-6030	45	8	6220-775-2384	48	5	6220-819-7028	49	11
6220-846-3445	52	1	6220-846-9745	48	1	6220-933-3990	50	1	6220-983-6920	51	1
6240-019-0877	45 47 48	5 3 3	6240-019-3141	46 52	3 2	6240-044-6914	45 47	6 4	6240-155-8714	42	3
6240-266-9940	40	15	6240-295-2421	51	4	6240-686-4168	50	5	6240-933-3603		
6240-950-1678	141	1	6620-814-4770	53	1	6620-933-3598	34	20	6620-938-8212	40	16
6625-321-6365	40	9	6680-167-9783	6	12	6680-917-6023	53	4	6680-933-3599	155	3
6680-933-3600	40	13	6680-933-3606	155	1	6685-814-5271	53	7	6685-936-2139	40	6
7510-461-2890	98	10	8305-263-2479	111	2	9330-147-5276	57	7	9340-179-7247	130	3
9340-285-6774	100	1	9340-462-3304	121	41	9390-136-9204	100	2	9390-505-6594	120	6
9505-592-4690	22	6	9905-202-3639	113 143 127	20 6 5	9905-205-2795	113 143	8 6	9905-248-4739	147	7
9905-248-4741	147	6	9905-405-0225	49	4	9905-431-8337	147	3	9905-752-4649		6
9905-841-4445	GRP 0612										

PART 2: REFERENCE NUMBER & MANUFACTURER CODE TO FIGURE & ITEM NUMBER:

Reference Number	MFG. Code	Fig. No.	Item No.	Reference Number	MFG. Code	Fig. No.	Item No.	Reference Number	MFG. Code	Fig. No.	Item No.
1004	11757	138	10	1020	11757	137	7	1023	11757	137	6
103	11757	138	26	103195	24617	69	19	103195	24617	67	38
103217	24617	67	10	1033A	11757	138	32	103869	24617	74	25
103896	24617	77	47	104268	24617	23	9	105	11757	137	1
1050	11757	138	20	1054	11757	138	34	105A	11757	137	2
1060	11757	137	4	106330		21	1	107268	24617	107 132	13 15
10863031	19207	37	3	10871960	19207	119	1	10871987	19207	119	2
10883265-1	19207	30	19	10883265-2	19207	30	18	10885431-1	19207	97	14
10885798	19207 19207	148 150	6 4	10888013	19207	83	9	10896505	19207	141	21
10896514	19207			10896515	19207			10900337	19207	121	49
10910174-22	19207	19 17	3 7	10910174-30	19207	7	2	10910174-31	19207	83	6
10924916	19207	127	20	10929868	19207	35	23	10944542	19207	42	1
10947439	19207	154	10	10947439	19207	154	10	10950978-9	19207	26 27	5 5

111630	24617	152	20	113103	24617 24617	144 149	28 19	114629	24617 24617	144 144	28 14
114630	24617 24617	149 144	36 11	114631	24617 24617	144 149	37 12	114795	24617	145	4
114796	24617	145	24	1158426-2	19207	130	12	11598930	19207 19207 19207	26 26 27	4 9 6
11601614	19207	75	29	11601698	19207	148	9	11602345	19207	150	16
11608950-17	19207	145	6	11621344	19207 19207	112 151	6 12	11621411	19207	141	1
11621626	19207 19207	56 57	12 8	11621952	19207			1162745-2	19207	121	44
11630417	19207	6	13	11640678	19207	8	22	11640679	19207	69	6
11640680	19207	84	2	11640681	19207	54	12	11640682	19207	15	15
11640702	19207	104	5	11640703	19207	152	36	11640704	19207	15	20
11640707	19207 19207	109 139	1 6	11640709	19207	34	22	11640710	19207	33	4
11640713	19207	142	13	11640715	19207	137	5	11640716	19207	86	
11640718-1	19207	80	20	11640718-2	19207	80	20	11640719	19207 19207	79 79	5 13
11640720-1	19207	80	20	11640720-2	19207	80	20	11640721	19207	84	3
11640722	19207	32	18	11640724-1	19207	106	14	11640725	19207	27	1
11640728	19207	61	11	11640733-1	19207	23	23	11640734	19207 19207	77 84	35 10
11640735	19207	80	1	11640736	19207	14	10	11640737	19207 19207 19207	58 142 153	1 20 9
11640739	19207	8	4	11640740	19207	31	23	11640742	19207 19207	19 15	96 16
11640743	19207	17	2	11640745	19207	9	6	11640748	19207	39	13
11640749	19207	36	10	11640750	19207	37	5	11640751	19207	37	4
11640752	19207	62	1	11640755-1	19207	80	12	11640755-2	19207	80	12
11640757	19207	74	19	11640759	19207	74	30	11640763	19207	23	30
11640764	19207	23	33	11640765	19207	23	31	11640769	19207	154	31
11640770	19207	15	24	11640771	19207	54	15	11640773	19207 19207 19207	58 153 154	17 11 7
11640775	19207	97	25	11640776	19207 19207	26 27	2 19	11640778	19207 19207 19207	74 77 61	42 31 15
11640779	19207	54	2	11640782	19207	5	12	11640783	19207	155	1
11640783	19207	155	1	11640784	19207	24	5	11640785	19207	28	19
11640787	19207	104	4	11640788	19207	104	3	11640791	19207	105	19
11640792	19207	109	6	11640793	19207	142	4	11640794	19207		
11640795	19207 19207 19207	71 27 142	1 14 6	11640797	19207	88		11640798	19207	113	4
11640799	19207	113	12	11640802	19207	26	7	11640804	19207	13	4

11640804-1	19207	13	4	11640805	19207	145	22	11640805-1	19207		
11640805-2	19207 19207	25 29	15 2	11640805-3	19207 19207 19207 19207 19207 19207	71 73 76 25 27 24	2 1 2 24 25 8	11640805-4	19207	25	28
11640806	19207	38	15	11640807	19207	8	19	11640808	19207	56	15
11640809	19207	9	12	11640810	19207	16	1	11640811	19207	16	2
11640812	19207	14	14	11640813	19207	133	15	11640814	19207	19	12
11640815	19207	29	4	11640816	19207	6	9	11640817	19207	75	5
11640818	19207	77	29	11640819	19207	8	20	11640821	19207	9	1
11640822	19207	9	24	11640823	19207	9	2	11640824	19207	9	19
11640825	19207	88	1	11640827	19207	133	2	11640828	19207	133	21
11640829	19207	8	23	11640830	19207	88	6	11640831	19207	88	7
11640832	19207	8	8	11640833	19207	29	19	11640834	19207	96	14
11640835	19207	133	12	11640836	19207	32	6	11640838	19207	8	15
11640839	19207	84	6	11640841	19207	32	27	11640842	19207	82	8
11640843	19207	17	8	11640849	19207	7	15	11640850	19207	61	5
11640865	19207	27	9	11640873	19207	146	24	11640874	19207	33	7
11640875	19207	98	8	11640876	19207	105	3	11640877	19207	100	10
11640878	19207	105	14	11640880	19207	27	20	11640881	19207	10	8
11640883	19207	132	23	11640887	19207	8	16	11640888	19207	31	11
11640892-2	19207	98	13	11640893	19207	148	15	11640894	19207	82	7
11640895-1	19207	98	15	11640895-2	19207	98	15	11640899	19207		
11640908	19207	79	6	11640909	19207	9	16	11640910	19207	94	4
11640911	19207	7	10	11640912	19207	31	8	11640914	19207	15	25
11640915	19207	31	20	11640916	19207	88	34	11640917	19207	8	21
11640932-1	19207	98	2	11640932-2	19207	98	2	11640933-2	19207	97	22
11640934	19207	109	6	11640935	19207	18	7	11640935-1	19207	97	22
11640936	19207 19207	107 132	1 1	11640937-1	19207	84	4	11640937-2	19207	84	5
11640938	19207	148	12	11640940	19207	147	9	11640941	19207	147	6
11640942	19207	147	7	11640947	19207	152	32	11640948	19207	6	14
11640955	19207 19207	18 9	5 18	11640957	19207	109	3	11640958	19207	82	13
11640959	19207	8	2	11640960	19207	21	14	11640961	19207	18	3
11640962	19207	21	3	11640963-2	19207	58	13	11640964	19207	72	8
11640965	19207	72	10	11640966	19207	9	15	11640967	19207	9	3
11640968-12	19207	10	5	11640969	19207	30	11	11640970	19207	81	3
11640971	19207	88	3	11640973	19207	84	3	11640974	19207	148	20
11640981	19207	24	7	11640983	19207	98	1	11640984-1	19207	98	4
11640984-2	19207	98	4	11640985-1	19207	99		11640985-2	19207	99	
11640987	19207	72	9	11640988	19207	98	18	11640991	19207	84	6
11640995-1	19207	75	33	11640995-2	19207	75	33	11640996	19207	75	34

11640997	19207	88	36	11640998-1	19207	100		11640998-2	19207	100	
11640999	19207	54	19	11641000	19207	12	20	11641001	19207	25	10
11641002	19207	24	1	11641003	19207	66	16	11641004-1	19207	121	40
11641004-2	19207	151	8	11641008	19207	98	21	11641009-1	19207	98	16
11641009-2	19207	98	16	11641010	19207	95	4	11641011	19207	27	21
11641014	19207	88	14	11641015	19207	31	29	11641016	19207	13	2
11641016-1	19207	13	2	11641017	19207	13	10	11641020	19207	84	1
11641021	19207	84	1	11641023	19207	13	3	11641023-1	19207	13	3
11641024	19207	94	23	11641025	19207	93	5	11641027-1	19207	38	8
11641027-2	19207	38	7	11641027-3	19207	38	5	11641027-4	19207	38	4
11641027-5	19207	38	3	11641027-6	19207	38	1	11641028	19207	6	4
11641032	19207	85	3	11641036	19207	30	3	11641037	19207	82	1
11641038	19207	117	24	11641039	19207	13	8	11641039-1	19207	13	8
11641065	19207	54	10	11641066	19207	88	8	11641067	19207	54	10
11641068	19207	98	20	11641069	19207	148	17	11641070	19207	75	27
11641071	19207	64	41	11641072	19207	65	18	11641074	19207	63	7
11641075	19207	22	2	11641077	19207	110		11641078	19207	15	8
11641078-3	19207			11641080-1	19207	98	7	11641080-2	19207	98	7
11641080-3	19207	98	10	11641080-4	19207	98	10	11641082	19207	150	19
11641093	19207	77	33	11641095-1	19207	7	4	11641095-2	19207	7	1
11641095-3	19207	7	17	116447	24617	8	13	11646983	19207	63	1
11647242	19207	106	5	11647448	19207	76	6	11647475-2	19207	97	5
11647494	19207	102	3	11647811	19207			11647812	19207		
11650714	19207	10	7	11650726	19207	133	16	11650871	19207	99	11
11650883	19207	115	6	11652522	19207	142	12	11652678	19207	96	12
11656675-1	19207	89		11656675-2	19207	89		11656681-1	19207	89	10
11656685	19207	89	4	11656692	19207	89	13	11656693	19207	89	11
11656703	19207	89	8	11656704	19207	89	1	11656709	19207	89	9
11656719-1	19207	89	12	11656719-2	19207	89	7	11656723	19207	5	18
11656725	19207	89	2	11656726	19207	89	5	11656734-1	19207	89	3
11656734-2	19207	89	3	11656737	19207	89	6	11656739	19207	113	1
11656762	19207	115	14	11656766	19207	113	18	11656779-1	19207	105	21
11656779-2	19207	105	21	11656780	19207	113	13	11656781	19207	113	2
11656788-1	19207	94	7	11656788-2	19207	94	7	11656792	19207	7	14
11656793	19207	7	7	11656795	19207	9	28	11656797	19207	9	30
11656798	19207	7	9	11656799	19207	9	22	11656800	19207	9	23
11656801	19207	9	17	11656802	19207	9	20	11656803	19207	19	5
11656805	19207	19	4	11656817	19207	95	21	11656818	19207	95	22
11656819	19207	94	14	11656820	19207	94	16	11656822	19207	95	12
11656824	19207	95	17	11656825	19207	94	18	11656830	19207	23	4
11656831	19207	23	20	11656833	19207	23	29	11656837	19207	23	
11656838	19207	23	7	11656839	19207	22	10	11656842	19207	23	16

11656843	19207	32	3	11656844	19207	23	13	11656845	19207 19207	23 83	26 7
11656846	19207	22	5	11656847	19207 19207	23 83	3 13	11656848	19207	23	24
11656849	19207	114	6	11656850	19207	23	8	11656851	19207	33	7
11656853	19207	32	9	11656862	19207	101	7	11656868	19207	83	1
11656869	19207	83	3	11656870	19207	80	22	11656871	19207	83	5
11656872	19207	83	8	11656873	19207	83	10	11656874	19207	91	17
11656874	19207 19207	77 84	36 11	11656875	19207	83	11	11656877	19207	79	16
11656878	19207	79	4	11656879	19207	32	21	11656881	19207	79	7
11656882	19207	79	1	11656883	19207	81	13	11656884	19207	82	10
11656885	19207	82	15	11656886	19207	82	6	11656887	19207	82	12
11656888	19207			11656889	19207	82	9	11656890	19207	82	14
11656891	19207	81	11	11656893	19207	105	20	11656901-1	19207	90	8
11656901-2	19207	90	8	11656904	19207	91	3	11656905	19207	91	
11656907	19207	91	16	11656908	19207	91	15	11656909	19207 19207 19207	91 77 84	2 39
11656910	19207	90	1	11656912-1	19207	98	12	11656912-2	19207	98	12
11656914	19207	80	21	11656917	19207	23	6	11656920	19207	22	3
11656921	19207	23	32	11656922	19207	23		11656922-1	19207	23	22
11656924	19207	70	25	11656925	19207	70	26	11656927	19207	70	4
11656928	19207	70	7	11656930	19207	26	8	11656932	19207	70	13
11656935	19207	66	4	11656936	19207	66	1	11656937	19207	61	14
11656938	19207	66	10	11656939	19207	66	7	11656939	19207	5	16
11656940	19207	66	6	11656940	19207	5	17	11656941	19207	66	5
11656942	19207	5	2	11656943	19207	5	6	11656944	19207	5	22
11656945	19207	5	23	11656946	19207	5	10	11656947	19207	5	5
11656948	19207	70	16	11656949	19207	70	12	11656950	19207 19207	70 79	19 12
11656951	19207	70	23	11656952	19207	70	20	11656953	19207	70	21
11656954-1	19207	66	23	11656954-2	19207	66	15	11656955	19207	19	6
11656957	19207	24	10	11656958	19207	34	23	11656959	19207	34	15
11656960	19207	19	2	11656962	19207	34	21	11656963	19207	64	2
11656964	19207	32	17	11656964	19207	152	11	11656967	19207	6	5
11656968	19207	6	3	11656969	19207	4	1	11656970	19207	5	8
11656978	19207	62	6	11656979	19207	64	14	11656980	19207	64	16
11656981-2	19207	65	4	11656982	19207	63	5	11656983	19207 19207	63 63	1 8
11656985	19207	63	11	11656988	19207	32	13	11656990	19207	32	12
11656991	19207	15	17	11656993-1	19207	32	24	11656994	19207	32	16
11656995	19207	65	1	11656996	19207	65	2	11656997	19207	61	7
11656999	19207	63	22	11657000	19207	64	36	11647001	19207	4	37
11657002	19207	64	35	11657003	19207	64	47	11657004	19207	64	46

11657005	19207	64	26	11657006	19207	65	20	11657011	19207	65	9
11657012	19207	64	9	11657013	19207	65	14	11657014	19207	63	20
11657015	19207	64	19	11657016	19207	64	12	11657018	19207	90	13
11657019	19207	90	17	11657020-1	19207	134	24	11657020-2	19207	134	24
11657021	19207	134	13	11657022-2	19207	134	21	11657023-1	19207	134	11
11657023-2	19207	134	3	11657024	19207	134	19	11657025	19207	133	10
11657027	19207	133	28	11657030	19207	133	31	11657031	19207	64	29
11657032	19207	64	5	11657033	19207	64	30	11657034	19207	64	7
11657035	19207	133	30	11657037	19207	136	2	11657038	19207	136	10
11657041	19207	136	3	11657042	19207	136	5	11657043	19207	136	13
11657047	19207	136	1	11657050	19207	64	21	11657051	19207	64	24
11657052	19207	65	21	11657053	19207	17	1	11657056	19207	17	6
11657057	19207	17	9	11657058	19207	22	9	11657059	19207	14	1
11657060	19207	17	4	11657061	19207	14	15	11657062	19207	14	2
11657063	19207	17	3	11657064-1	19207	115	4	11657065	19207	114	7
11657066-1	19207	115	11	11657066-2	19207	115	11	11657067	19207	105	1
11657072	19207	105	15	11657078	19207	31	9	11657080	19207	31	17
11657082	19207	31	15	11657083	19207	31	21	11657084	19207	31	3
11657085	19207	31	24	11657086	19207	31	27	11657086	19207	31	27
11657087	19207	31	28	11657088	19207	31	13	11657091	19207	65	19
11657092	19207	63	14	11657093	19207	65	23	11657094	19207	64	6
11657095	19207	64	13	11657096	19207	64	10	11657098	19207	9	4
11657099	19207	9	5	11657100	19207	11	1	11657101	19207	11	2
11657102	19207	11	3	11657103	19207	11	6	11657104	19207	16	14
11657105	19207	16	13	11657105	19207	16	13	11657106	19207	10	9
11657107	19207	5	7	11657108	19207	10	6	11657109	19207	9	8
11657111	19207	9	11	11657112	19207	10	4	11657114	19207	9	10
11657115	19207	9	13	11657116	19207	9	9	11657119-1	19207	13	11
11657119-2	19207	13	11	11657120	19207	13	1	11657121	19207	13	6
11657122	19207	64	50	11657123	19207	65	8	11657124	19207	13	14
11657125	19207	13	13	11657126-1	19207	30	7	11657126-2	19207	30	7
11657127	19207	13	12	11657128	19207	13	14	11657130	19207	13	5
11657130-1	19207	13	5	11657135	19207	16	3	11657136	19207	152	30
11657136	19207	152	30	11657137	19207	88	11	11657139	19207	152	17
11657150	19207	65	22	11657151	19207	63	6	11657152	19207	63	3
11657153	19207	64	3	11657154	19207	63	21	11657155	19207	64	1
11657156	19207	64	17	11657157	19207	63	16	11657158	19207	140	1
11657159	19207	65	12	11657160	19207	63	23	11657272-1	19207	25	21
11657273	19207	29	23	11657280	19207	56	2	11657283	19207	56	6
11657284	19207	35	8	11657286	19207	20	2	11657287	19207	35	4
11657288	19207	68	10	11657289	19207	33	6	11657290	19207	97	10
11657292	19207	97	13	11657293	19207	35	10	11657294	19207	22	8
11657296	19207	29	20	11657161	19207	64	4	11657162	19207	62	5

11657163	19207	63	18	11657165	19207	63	15	11657166	19207	64	39
11657167	19207	63	13	11657168	19207	63	2	11657169	19207	54	6
11657170	19207	54	9	11657171	19207	54	7	11657172	19207	54	5
11657173	19207	103	2	11657198	19207	35	13	11657199	19207	93	2
11657205	19207	12	6	11657209	19207	148	2	11657210	19207	148	1
11657211	19207	84	8	11657212	19207	154	27	11657213	19207	98	11
11657214	19207	15	5	11657221	19207	28	21	11657222	19207	97	8
11657224	19207	18	1	11657228	19207	70	11	11657230	19207	23	37
11657231	19207	81	2	11657232	19207	23	36	11657233	19207	97	18
11657235	19207	56	10	11657236	19207	56	11	11657241	19207	147	5
11657242	19207	147	3	11657243	19207	147	1	11657245	19207	147	9
11657246	19207	147	7	11657248	19207	106	1	11657251	19207	146	19
11657256	19207	18	4	11657261	19207	35	12	11657262	19207	94	8
11657264-1	19207	101	5	11657264-2	19207	101	5	11657267	19207	56	4
11657269	19207	111	7	11657271	19207	35	22	11657272	19207	25	20
11657296-1	19207			11657300	19207	20	1	11657301	19207	25	12
11657301-1	19207	25	14	11657302	19207	70	10	11657303	19207	147	7
11657304	19207	147	9	11657310	19207	86	14	11657311	19207	12	7
11657312	19207	65	17	11657313	19207	18	8	11657318	19207	6	12
11657332	19207	56	9	11657333	19207	56	8	11657334	19207	67	35
11657337	19207	106	24	11657341	19207	95	7	11657347	19207	13	7
11657348	19207	7	11	11657352	19207	22	1	11657353	19207	23	38
11657354	19207	23	34	11657358	19207	106	16	11657359	19207	28	2
11657360	19207	106	6	11657361	19207	28	22	11657362	19207	106	17
11657373	19207	105	11	11657374	19207 19207	107 132	3 3	11657375-1	19207 19207	107 132	2 2
11657375-2	19207 19207	107 132	14 16	11657375-3	19207 19207	107 132	8 13	11657375-5	19207 19207 19207	107 115 132	10 8 11
11657375-6	19207 19207	115 132	5 22	11657375-7	19207 19207	115 132	3 24	11657375-9	19207	105	4
11657376	19207	16	4	11657377	19207	147	9	11657378	19207	105	16
11657379-1	19207	108	3	11657379-2	19207	108	3	11657380	19207	29	26
11657381	19207	30	1	11657384	19207	30	4	11657385	19207	102	2
11657386	19207	30	5	11657387	19207	30	8	11657388	19207	30	16
11657391	19207	29	7	11657393	19207	30	8	11657394-1	19207	29	9
11657394-2	19207 19207	25 29	16 8	11657394-3	19207	29	5	11657394-5	19207		
11657394-6	19207	29	3	11657394-7	19207	145	21	11657398	19207	29	16
11657401	19207	96		11657401-1	19207	96	17	11657401-2	19207	96	18
11657402	19207	105	17	11657403	19207	96		11657403-1	19207	96	3
11657403-2	19207	96	5	11657403-3	19207	96	7	11657405	19207	95	23
11657410	19207	78	22	11657411	19207	67	44	11657414	19207	64	8

11657416	19207	78	16	11657418	19207 19207	94 16	19 6	11657419	19207	95	20
11657420	19207	14	7	11657421	19207	14	3	11657421-1	19207	14	4
11657422	19207	133	17	11657422-1	19207	133	18	11657423	19207	136	6
11657424	19207	136	9	11657424	19207	136	9	11657425	19207	56	1
11657426	19207	78	8	11657427	19207	64	23	11657427	19207	64	23
11657428	19207	67	28	11657430	19207	8	6	11657433	19207	69	16
11657433	19207	68	11	11657434	19207	67	7	11657435	19207	69	12
11657436	19207	69	20	11657437	19207 19207	67 68	4 14	11657438	19207	67	5
11657448	19207	73	7	11657450	19207	12	22	11657450-1	19207	12	23
11657451	19207	73	11	11657452	19207	73	8	11657453	19207 19207	N 73	I 3
11657455	19207 19207	71 27	5 22	11657456	19207	76	7	11657458	19207	18	15
11657469-1	19207	82	4	11657469-2	19207 19207 19207	71 73 76	4 2 3	11657469-4	19207	24	9
11657469-5	19207	27	13	11657469-6	19207 19207	28 82	13 3	11657469-7	19207	25	25
11547469-8	19207	71	3	11657470-1	19207	101	6	11657470-2	19207	101	6
11657471	19207	97	23	11657474-1	19207	97	2	11657474-2	19207	97	2
11657475-1	19207	97	7	11657475-3	19207	97	4	11657482	19207	102	4
11657485	19207	102	9	11657488	19207	102	7	11657496	19207	109	2
11657497	19207	109	4	11657498	19207	97	6	11657517	19207	66	17
11657526	19207	61	16	11657527	19207	78	21	11657528	19207	65	13
11657529	19207	98	27	11657530-1	19207	104	8	11657530-2	19207	104	8
11657531	19207	33	2	11657532	19207	98	17	11657533	19207	36	7
11657534	19207	88	32	11657535	19207	64	28	11657536-1	19207	105	12
11657536-2	19207	105	6	11657538	19207	7	12	11657542-1	19207	104	7
11657543-1	19207	98	25	11657543-2	19207	98	25	11657546	19207	54	8
11657547	19207	88	25	11657548	19207	87	7	11657554	19207	54	14
11657555	19207	54	13	11657557	19207	15	3	11657558	19207	15	18
11657559	19207	107	9	11657559	19207	132	10	11657560	19207	12	2
11657561	19207	12	3	11657562	19207	25	11	11657563	19207	54	16
11657564	19207	16	5	11657565	19207	63	9	11657568	19207	15	12
11657569	19207	88	21	11657570	19207	88	29	11657572	19207	88	27
11657573	19207	88	23	11657575	19207	88	33	11657577	19207	88	28
11657578	19207	88	22	11657579-2	19207	28	15	11657588	19207	88	10
11657590	19207	28	17	11657592	19207	28	7	11657594	19207	28	16
11657595	19207	28	18	11657596	19207	28	3	11657597	19207	28	9
11657598-1	19207	28	10	11657600	19207	28	6	11657610	19207	82	2
11657619	19207	97	3	19207	19207	101	4	1165762	19207		
11657627	19207	54	1	11657628	19207	88	4	11657629	19207	34	24

11657630	19207	34	13	11657631	19207	34	11	11657633	19207 19207	68 69	2 2
11657634	19207	24	6	11657635	19207	8	18	11657636	19207	7	5
11657637	19207	19	9	11657637-2	19207	18	10	11657637-3	19207	19	11
11657638-1	19207	8	14	11657638-2	19207	8	12	11657638-3	19207	14	19
11657640	19207	109	13	11657641-1	19207	8	17	11657642	19207	34	3
11657645	19207	114	5	11657654	19207	54	23	11657661	19207	88	2
11657662	19207	116	15	11657663	19207	28	13	11657663-1	19207	28	14
11657665	19207	146	10	11657666	19207	113	19	11657667	19207	9	21
11657668	19207 19207	7 8	6 9	11657669	19207	34	8	11657670	19207	148	16
11657670-1	19207	146	22	11657670-2	19207	146	23	11657670-4	19207	148	14
11657671	19207	146	13	11657673	19207	9	25	11657674	19207	7	13
11657675	19207	34	10	11657676-1	19207	115	7	11657676-1	19207	96	4
11657676-1	19207	132	21	11657677	19207	12	18	11657678	19207	12	16
11657679	19207	12	15	11657680	19207	12	5	11657682	19207	12	4
11657684	19207 19207 19207	69 67 68	11 6 13	11657685	19207	88	15	11657686	19207	152	24
11657687	19207	28	4	11657688	19207	12	8	11657689	19207	67	47
11657690	19207	27	17	11657691	19207	152	35	11657693	19207	32	28
11657695	19207	9	29	11657696	19207	31	2	11657697	19207	155	2
11657698	19207	69	8	11657699	19207	155	4	11657700	19207	146	3
11657701	19207	8	1	11657703	19207	14		11657704	19207	18	2
11657704-3	19207	15	21	11657704-6	19207	14	9	11657705	19207	15	1
11657706-1	19207	14	13	11657706-2	19207	14	8	11657708	19207	15	16
11657710	19207	16	10	11657711	19207	15	2	11657712	19207	15	7
11657713	19207	15		11657714	19207	15	4	11657715	19207	15	13
11657716	19207	109	5	11657726	19207	33	12	11657729	19207	152	8
11657730-1	19207			11657730-2	19207			11657733-1	19207	139	3
11657733-2	19207	139	3	11657735	19207	94	10	11657735	19207	95	8
11657737-1	19207	63	24	11657737-2	19207	63	10	11657737-3	19207	64	43
11657741	19207	93	4	11657742	19207	93	6	11657743-1	19207	100	3
11657743-2	19207	100	3	11657745	19207	100	7	11657746	19207		
11657747	19207	10	1	11657748	19207	33	8	11657749	19207	36	1
11657750	19207	57	12	11657751	19207	100	2	11657752-2	19207	152	21
11657753	19207	152	18	11657754	19207	140	2	11657756	19207	58	20
11657757	19207	58	20	11657758	19207	21	5	11657759	19207	21	6
11657760	19207	93	3	11657761	19207	100	5	11657763	19207	100	4
11657764	19207	15	33	11657765	19207	152	1	11657766	19207	152	4
11657767	19207	18	14	11657770	19207	98	28	11657771	19207	98	26
11657774-1	19207	143	2	11657774-2	19207	143	2	11657782-1	19207	116	23
11657782-2	19207	116	23	11657785	19207	99	8	11657792-1	19207	116	25
11657793	19207	16	9	11657797-1	19207	113	15	11657797-2	19207		

11657798-1	19207	113	16	11657798-2	19207	113	17	11657798-3	19207	113	16
11657799	19207	58	12	11657800	19207	84	15	11657801	19207	98	6
11657802-1	19207	55	11	11657802-2	19207	55	7	11657802-3	19207	55	1
11657802-4	19207	36	6	11657802-4	19207	36	6	11657802-6	19207	55	11
11657805	19207	98	5	11657807	19207			11657808	19207	148	
11657809	19207			11657810	19207			11657811	19207		
11657812	19207			11657813	19207			11657814	19207	148	4
11657816	19207	148	5	11657819	19207	69		11657820	19207	68	
11657821	19207	67	14	11657822	19207			11657824	19207	98	19
11657825	19207	148	3	11657827	19207	107	12	11657828	19207	107	11
	19207	153			19207	132			19207	132	12
11657832	19207	146	1	11657833	19207	146	6	11657836	19207	61	3
11657837	19207	146	5	11657838	19207	105	5	11657839	19207	4	7
11657840	19207	29	24	11657841	19207	152	28	11657842	19207	140	7
11657844	19207	49	4	11657848	19207	42	6	11657849-1	19207	45	3
11657849-2	19207	45	3	11657850	19207	60	1	11657851	19207	58	22
11657818	19207	148	11	11657852	19207	146	2	11657855	19207	84	7
11657856	19207	75	1	11657857	19207			11657857-1	19207		
	19207	77	26								
11657860	19207	75	2	11657862	19207	85	5	11657863	19207	150	20
	19207	77	25								
11657865	19207	85	4	11657867	19207	99	1	11657869	19207	150	7
11657870	19207	150		11657871	19207	7	3	11657872	19207	58	18
11657873	19207	150	22	11657874	19207			11657875	19207	99	2
11657876	19207			11657876	19207			11657877	19207		
11657878	19207	150	26	11657881	19207	150	3	11657882	19207	150	17
11657883	19207			11657884	19207	154	5	11657885	19207	154	17
11657886	19207	154	14	11657887	19207	154	22	11657888	19207	154	20
11657889	19207	154	8	11657892	19207	154		11657893	19207	154	30
11657905	19207	8	3	11657914	19207	58	21	11657915	19207	15	6
11657916	19207	146	15	11657917	19207	97	24	11657917	19207	97	24
11657919	19207	25	17	11657919-1	19207	25	18	11657923	19207	25	1
11657923-1	19207	25	2	11657925-1	19207	99	3	11657925-2	19207	99	3
11657926	19207	154	9	11657927	19207	154	3	11657928	19207	154	2
11657929	19207	36	4	11657934	19207	150	15	11657935	19207	112	4
11657938-1	19207	104	9	11657938-2	19207	104	9	11657940	19207	88	30
11657941	19207	139	2	11657942	19207	140	8	11657943	19207	139	5
11657943	19207	140	13	11657943	19207	151	2	11657943-1	19207	151	1
11657944	19207	140	13	11657946	19207	78	10	11657959	19207	140	15
11657962	19207	107	15	11657962	19207	132	17	11657963	19207		
11657964	19207	139	1	11657967	19207	148	10	11657967	19207	150	28
11657968	19207	152	2	11657968	19207	152	2	11657976-2	19207	96	1
11657982	19207	14	6	11657983-1	19207	97	1	11657983-3	19207	154	28
11657985	19207	87	9	11657986	19207	59	3	11657987	19207	59	10

11657989-1	19207	59	6	11657989-2	19207	59	7	11657989-3	19207	59	1
11657989-4	19207	52	4	11657989-4	19207	59	6	11657990-1	19207	43	7
11657990-2	19207	43	7	11657991	19207	59	8	11657993	19207	128	22
11657999	19207	120	9	11658000	19207	128	21	11658003	19207	122	2
11658004	19207	96	19	11658007	19207	59	4	11658008	19207	121	19
11658009	19207	126	8	11658013	19207	151	7	11658021	19207	151	4
11658024	19207	151	6	11658026	19207	126	12	11658028	19207	120	
11658029	19207	153	2	11658030-1	19207	96	11	11658030-2	19207	96	13
11658033	19207	96	9	11658039	19207	96	6	11658041	19207	126	10
11658042	19207	96	10	11658043	19207	64	25	11658044-1	19207	117	9
11658044-2	19207	117	9	11658046	19207	121	1	11658047	19207	121	11
11658048	19207	145	5	11658052	19207			11658054	19207	122	11
11658057	19207	122	1	11658062	19207			11658063	19207		
11658065	19207	131	1	11658069	19207	131	3	11658071	19207	120	20
11658071	19207	121	10	11658072	19207	118	5	11658073	19207	126	
11658074	19207	126		11658076	19207	32	31	11658078	19207	30	8
11658081	19207	147	9	11658082	19207	147	7	11658084	19207		
11658086	19207			11658089	19207	26	1	11658093	19207	128	32
11658177	19207	123	1	11658185	19207	44	2	11658186	19207		
11658187-1	19207			11658187-3	19207			11658191-1	19207	128	14
11658191-2	19207	128	14	11658192-1	19207	128	16	11658192-2	19207	128	16
11658194-1	19207	128	17	11658194-2	19207	128	17	11658198-1	19207	128	34
11658199	19207	132	25	11658201	19207	120	36	11658202	19207	128	28
11658203	19207	128	7	11658204	19207	128	41	11658210	19207	128	29
11658216	19207	145	8	11658216	19207	145	8	11658222	19207	129	9
11658223	19207	128	8	11658228	19207	121	2	11658228	19207	127	18
11658232	19207	117	23	11658238	19207	127	7	11658240	19207	117	26
11658245	19207	127	12	11658251	19207	117	11	11658260	19207	121	46
11658266	19207	130	7	11658269	19207	124	4	11658271	19207	121	16
11658272	19207	127	13	11658274-1	19207	57	11	11658274-2	19207	57	2
11658278	19207	121	21	11658289	19207	110	20	11658295	19207	120	24
11658298	19207	123	5	11658300-1	19207	130	18	11658300-2	19207	130	18
11658306	19207	130	8	11658307	19207	121	37	11658308	19207	123	2
11658310	19207	124	5	11658313	19207	57	7	11658316	19207	117	5
11658320	19207	110	8	11658322-1	19207	128	37	11658322-2	19207	128	37
11658323-1	19207	128	3	11658323-2	19207	128	2	11658324	19207	128	33
11658330	19207	122	17	11658331	19207	120	37	11658332-1	19207	128	31
11658332-2	19207	128	31	11658337	19207			11658338	19207	121	17
11658339	19207	141	8	11658343-1	19207	130	11	11658343-2	19207	130	11
11658345	19207	120	26	11658346	19207	120	16	11658347	19207	121	41
11658348	19207	128	30	11658354	19207	130	3	11658357	19207	120	11
11658363-1	19207	128	15	11658363-2	19207	128	15	11658366	19207	128	38
11658367	19207	128	9	11658368	19207	126	16	11658369	19207	126	16

11658271	19207	117	3	11658373	19207	131	2	11658405	19207	120	14
11658406	19207	120	38	11658407	19207	120	7	11658408	19207	120	39
11658412	19207	57	1	11658423	19207	124	8	11658424	19207	124	8
11658426-1	19207	130	12	11658427	19207	123	10	11658428	19207	123	12
11658430	19207	122	14	11658437	19207	129	4	11658444	19207	128	23
11658450-1	19207	130	17	11658450-2	19207	130	17	11658453-1	19207	126	20
11658453-2	19207	126	20	11658460	19207	125	1	11658464	19207	121	18
11658465-1	19207	122	4	11658465-2	19207	122	12	11658483-1	19207	130	16
11658483-2	19207	130	16	11658484	19207	125	8	11658485	19207	128	24
11658485-1	19207	130	4	11658485-2	19207	130	4	11658493	19207	110	7
11658494	19207	110	3	11658495	19207	110	15	11658496	19207	57	3
11658501	19207	145	19	11658502-1	19207	125	3	11658502-2	19207	125	3
11658503-1	19207	125	7	11658503-2	19207	125	7	11658509	19207	129	2
11658510	19207	120	35	11658511	19207	120	30	11658512	19207	120	33
11658513	19207	120	32	11658515	19207	120	31	11653517	19207	125	6
11658518	19207	129	3	11658519	19207	120	40	11658519	19207	125	4
11658527	19207	110	19	11658530	19207	127	2	11658532-1	19207	127	27
11658532-2	19207	127	28	11658533	19207			11658534	19207	121	47
11658535	19207	118	4	11658536	19207	117	16	11658539	19207	121	30
11658540-1	19207	129		11658540-2	19207	129		11658543	19207	121	52
11658546-1	19207	121	14	11658546-2	19207	121	14	11658548	19207	120	21
11658549-1	19207	120	2	11658549-2	19207	121	25	11658551	19207	121	29
11658551	19207	125	9	11658554	19207	128	19	11658555-1	19207	110	5
11658555-2	19207	110	22	11658557	19207	110		11658558	19207	110	1
11658564-1	19207	118	7	11658564-2	19207	118	7	11658565	19207	110	2
11658570-1	19207	129	6	11658570-2	19207	129	6	11658572	19207	127	3
11658573	19207	44	4	11658574	19207			11658575	19207	121	13
11658579	19207			11658580	19207	120		11658581	19207	121	24
11658584-1	19207	128	27	11658584-2	19207	128	18	11658584-2	19207	129	11
11658585	19207	128	20	11658590	19207	124	3	11658591-1	19207	117	14
11658591-2	19207	117	14	11658594	19207	57	10	11658598	19207	120	27
1165981-1	19207	64	18	11662515	19207	87	6	11662518	19207	88	5
11662521	19207	67	11	11662523-2	19207 19207	76 29	1 6	11662524	19207 19207	98 99	27 10
11662524	19207	99	10	11662526	19207	30	11	11662527	19207	31	10
11662529	19207	73	9	11662529	19207	76	9	11662548	19207	67	9
11662549	19207	78	20	11662550	19207	46	1	11662551	19207	64	27
11662552	19207	61	6	11662554	19207	34	20	11662555	19207	105	13
11662559	19207	67	43	11662560	19207	64	38	11662561	19207	117	10
11662565-1	19207	104	1	11662565-2	19207	104	1	11662569	19207	127	29
11662579	19207	121		11662580	19207	120	18	11662583	19207	145	23
11662587	19207	58	19	11662590	19207	63	17	11662591	19207	62	4
11662592-4	19207	64	44	11662593	19207	139	10	11662594-1	19207	117	8

11662594-2	19207	117	22	11662603	19207	106	11	11662604	19207	118	6
11662604	19207	118	6	11662605	19207	21	10	11662606	19207	21	12
11662607	19207	21	7	11662608	19207	21	8	11662610	19207	21	11
11662611	19207	130	2	11662612	19207	120	8	11662676-1	19207	96	24
11662676-2	19207	96	26	11662677	19207	96	22	11662678	19207	96	25
11662679	19207	43	2	11662680	19207	150	1	11662681	19207	121	45
11662682	19207	128	40	11662683	19207	122	9	11662685	19207	120	17
11662685	19207	127	15	11662686	19207 19207	120 121	44 35	11662687	19207	77	30
11662688	19207	37	6	11662689	19207	75	4	11662692	19207	27	7
11662700	19207	126		11662701	19207	126	9	11662702	19207	126	7
11662726	19207	58	11	11662737	19207	126	1	11662741	19207	41	2
11662742	19207	41	4	11662744	19207	121	31	11662745-1	19207	128	26
11662746	19207	118	1	11662786	19207 19207	GRP 0609 52	1	11663219	19207		
11687401-3	19207	96	20	1177	11757	138	15	1178	11757	138	14
1179	11757	138	13	117959	24617	144	41	117959	24617	149	32
118730	24617	39	12	118730	78385	144	23	119956-N		40	17
118382	71500			11869	71500			1202	77640	86	22
120371	24617	58	7	120382	24617	53	6	120384	24617	75	30
120384	24617	36	8	120394	24617	58	5	120614	24617	41	7
120622	24617			121-134	71500			121-414	71500		
121358	24617			121743	24617	120	15	123480	24617	28	5
123852	24617	32	25	125912	24617	73	13	126428	19207	90	12
127753		153	10	127754	24617	58	10	127951	24617	30	17
127951	24617	7	8	1283	11757	138	16	131885	24617	102	11
134530	24617	144	13	134566	24617	49	6	137204	24617	87	5
137397	24617	12	24	137405	24617 24617	25 25	23	137406	24617 24617	25 29	4 22
137412	24617	82	11	137420	24617	38	14	137421	24617 24617	71 38	7 10
137422	24617	29	21	138479	24617	50	3	138526	24617	144	9
142427	24617 24617	25 25	3 13	142432	24617 24617 24617 24617 24617	71 73 76 25 25	16 12 8 22 19	143343	24617	8	7
143482	24617	27	16	144214	24617	86	25	145183	24617	141	22
145474	24617	81	14	145525	24617	58	8	145526	24617		
147485		65	3	155113	24617	128	12	155113	24617	128	12
155198	24617	142	11	155348	24617 24617	117 128	20 25	155358	24617	117	17
156125	24617	120	42	159920	24617	50	2	15R94-1	29092		
160-239	19207			161790	24617	147	2	1630	77640	86	16
164430	24617	51	2	1657799	19207	58	16	167214	24617	124	7

1675	81221	133	7	1676	81221	133	4	1677	81221	133	3
17-1-1725-76	19207			1701026	24617	76	5	170677	78385	149	2
171	11757	138	8	172044	24617	118	2	172044	24617	121	51
173203	24617			174935	24617	152	29	174935	24617	152	29
17627-17	72447	74	30	178364	24617	144	27	178551	24617	58	3
179839	24617	58	4	179890	24617	77	15	186493	24617	102	15
186493	24617	130	9	187151	24617	12	12	187527	19207	111	13
187527	24617	56	13	187527	24617	28	20	1875A	11757	138	17
187745	24617	141	14	187993	24617 24617 24617 24617 24617 24617 24617 24617	105 108 55 67 18 23 N 130	8 1 10 27 10 40 I 14	188479	24617	113	7
188749	24617 24617 24617 24617	102 56 36 143	5 5 2 7	189694	24617	97	12	18R117A	29092		
191347	24617	12	21	191681	24617	57	9	191985	24617	106	20
192050	24617	152	22	192069	24617	148	18	192088	24617		
192108	24617	GRP 0306		19382	77640	86	15	19885798	19207	141	
2-16-263	72447	72	12	2-4-3801X	72447	74	3	2-4-3921X	72447	77	22
2-5-368X	72447	72	4	2-5-528	72447	72	4	2-6-948X	72447	72	6
2-7-29	72447	72	5	2-938X	72447	72	6	203-1698	71500		
203-38	71500			2109-14-01	78189			213513	24617	116	4
213513	24617	140	11	214B33K01	78940	26	3	219434	24617	115	10
22-W-1630	81349	7	23	22-W-1630	81349	78	1	22R793	81349		
22R793	81349			232080	58464	59	5	250-035A	08302	135	32
25007X	72447	77	46	250A32	78940	26	8	25164	14351	114	7
25724X	72447	74	23	25730X	72447	75	17	25731X	72447	75	17
25735X	72447	74	8	25R385A	29092			26258X	72447	74	31
26399X	72447	77	6	26400X	72447	77	4	27-W-918	80244	111	2
27-W-921	80244	111	2	271113	24617	98	14	271484	24617	119	5
272474	24617			272475	24617	103	1	272475	24617	112	3
272475	24617	31	26	272712	24617	32	26	279453	58464		
27R229	29092			27W918	81349			28388	81221	133	6
2937	11757	138	11	3-14-39	72447	72	11	3-15-33	72447	72	13
3020	77640	86	7	30233-1	72447	75	23	30256	72447	74	41
30256	72447	77	16	30258	72447	74	38	30263	95019	74	37
30264	95019	77	7	30266	72447	74 77 77	39 43 49	30271	72447 72447	74 77	1 24

30272-1	72447 72447	74 77	14 17	30272-2	72447 72447	74 77	14 17	30272-3	72447 72447	74 77	14 17
30272-4	72447 72447	74 77	14 17	30273	72447 72447	74 77	5 20	30275	72447 72447	74 77	2 23
30276-1	95019 95019	74 77	20 3	30276-2	95019 95019	74 77	20 3	30276-3	95019 95019	74 77	20 3
30276-4	95019 95019	74 77	20 3	30291-1	95019	74	15	30291-2	95019	74	15
30291-3	95019	74	15	30784	72477	77	5	30786	72477	77	41
30788	95019	77	8	30790	95019	77	10	30797-1	72447	77	32
30797-2	72447	77	32	30797-3	72447	77	32	308132	58464	41	3
30842	95019	77	11	30864	72447 72447	74 75	11 8	30874	72447	75	11
30875	72447	75	18	30891	95019	77	9	30961-1	72447	77	34
30961-2	72447	77	34	30982	72447	74	13	30999	72447	75	7
3100	77640	86	24	31002	72447	75	14	31005-1	95019		
31005-2	95019			31005-3	95019			312-065A	08302	135	21
32164	77640	86	13	32542-1	72447	74	9	32682-4	72447	74	29
33662	72447	75	24	33663	72447	75	22	33772	77640	86	21
33940	77640	86	2	33R418-1	29092			3405	77640	86	5
34055	72447	77	48	34367	95019	74	35	34394	95019	74	33
34615	72447	77	21	34643	72447	74	18	34644	72447	74	24
34648	72447	75	10	34687	72447	77	42	34729	72447	74	32
34730	95019	74	34	34822	72447	77	45	351	11757	138	7
35104-1	72447	77	40	35185	72447	75	37	35243	72447	75	21
35261	72447	75	12	352A	11757	138	9	35725	72447	74	4
35DC07	77640	86	20	35DC08	77640	86	20	35DC09	77640	86	20
35DF23	77640	86	3	35JC14	77640	86	12	35R852A1	29092		
3602	77640	86	9	364	11757	138	5	365	11757	138	31
367	11757	138	23	36R169	29092			375-O5BA	08302	135	39
378390	11757	137	3	378430-10	11757	138	1	380084	58464	110	4
380804	58464	41	5	382-S	60038	77	1	400014	77640		
400079	77640			400079A1	77640	86	18	400084	77640	86	23
40083	77640	86	19	402296	77640	86	10	402296	77640	86	11
418123	57733	40	1	420454	24617	54	17	420989	24617	121	55
423351	24617	74	29	423544	24617	102	14	423560	24617	49	9
423561	24617	88	13	423562	24617	49	3	423564	24617	88	12
423569	24617 24617	110 45	17 4	425323	24617	109	11	425338	24617		
425589	24617 24617	117 121	25 22	425594	24617	122	16	426310	24617	136	7
428220	19207	134	9	42C15120-205	10001	92	3	431953	24617	109	10
432449	24617	97	19	432449	24617	132	7	43266	24617	92	16
432666	24617	29	13	432682	24617	58	14	432714	24617	34	
443882	24617			443976	24617			444000	24617	6	8

444038	24617	144	2	444120	24617	7	16	444588	24617	75	9
444697	24617	15	22	445638	19207	98	24	446609	24617	60	3
449627	19207	46	2	450539	24617	152	34	451230	24617	61	4
451246	24617	150	11	451339	24617	75	29	451339	24617	87	4
451673	24617			451953	24617	42	5	451976	24617	6	7
453046		104	10	454341	24617	141	21	454542	24617	98	3
454718	24617	144	10	454732	24617	40	15	454735	24617	149	18
454787	24617	40	18	454789	24617	42	4	455167	24617	121	4
455229	24617	144	14	455230	24617	144	31	455344	24617	112	7
469	11757	138	28	475005	78385	149	20	484114	78385	144	42
484153	78385	144	24	487274	78385	149	63	487283	78385	149	36
488163	78385	149	35	488164	78385	149	34	488755	78385	149	43
489406	78385	149	21	489414	78385	149	5	489426	78385	149	6
4DF03	77640	86	6	5-266X	72477	72	7	500007-12	72447	75	16
500357-13	72447 72447	75 74	36 36	500365-26	72447	77	49	500412-12	72447	75	35
500598-21	95019	74	36	501235	19207	85	6	503262	24617	114	8
519637	19207	86	1	5248952	24617	21	4	5250608	19207	65	10
5250614	19207	62	7	5250642	19207	65	15	5263926	19207	69	7
528008	19207	78	78	5294507	19207	49	2	5307299	19207	72	3
5325989	19207	GRP 0613		534004	19207	121	5	5381088	19207	40	19
5383899	19207	154	19	541429	19207	14	5	550	11757	138	6
550358	72447	74	6	550358	72447	77	13	550359	72447	74	7
550359	72447	77	18	550360	72447	74	17	550361	72447	74	16
550363	72447	74	22	550399	72447	77	19	550400	72447	77	14
550420	72447	75	13	550459	72447	75	25	550829	72447	75	26
556824	19207	92	8	559	11757	138	2	560	11757	138	24
5601318-3	19207	128	11	564T	11757	138	12	5704033	19207	GRP 0100	
5704043	19207	75	15	5704060	19207	13		5704395	19207		
5704396	19207			5704397	19207			5704399	19207	75	
5704400	19207	75		5704401	19207			5704404	19207		
5704405	19207	25	9	5704406	19207			5704407	19207		
5704408	19207	32		5704409	19207	7		5704410	19207	29	1
5704412	19207			5704413	19207			5704414	19207		
5704415	19207	72	7	5704416	19207			5704417	19207		
5704417	19207			5704418	19207			5704420	19207	81	
5704421	19207	80	17	5704422	19207	74		5704423	19207	80	9
5704424	19207			5704425	19207			5704426	19207	34	9
5704427	19207			5704428	19207			5704429	19207		
5704430	19207	18		5704431	19207			5704432	19207		
5704433	19207			5704434	72447	77	12	5704436	19207	13	9
5704437	19207	9		5704438	19207	13		5704439	19207		

5704440	19207	13	9	5704441	19207			5704442	19207		
572889	24617	144	30	572999	19207			573007	19207		
573141	19207	51	4	585852				593549	24617	145	3
593549	24617	150	27	594436	24617	127	16	596453	00000	113	9
5DF75	77640	86	4	5JM49	77640	86	17	5R476-1	29092		
61086	78385	149	3	6184279	19207	61	1	63R787	29092		
64459	78385	149	4	6453F	78977	52	3	6566675	19207	114	3
6566675	19207	121	43	656675	65909			664228	24617	49	7
6702576	78385	149	23	68313	58464	59	2	7000997	19207 19207	142 146	19 11
700138	78385	149	8	700245	78385	149	7	700793	19207	64	31
7008259	19207	142	23	700860	78385	149	17	7012171	19207	55	5
7012172	19207	55	3	701314	78385	149	21	7017199-2	19207	134	15
701761	78385	149	33	7017829	19207	142	7	7017830-1	19207	142	15
702556	78385	149	59	702557	78385	149	58	702566	78385	149	52
702607	78385	149	49	702612	78385	149	48	702853	78385	149	16
702884	78385	149	53	703020		75	3	703100	24617 24617 24617	69 67 68	18 29 12
703349	78385	149	56	7034597	19207	53	4	7034597-1	19207		
7034601	19207	118	10	7034617	19207	118	13	7034618	19207	118	11
703495	78385	149	46	703497	78385	149	47	703498	78385	149	44
703500	78385	149	28	703551	78385	149	24	7044253	19207	92	13
7044862	19207	127	14	7044900	19207	31	30	7050005	19207	42	9
705053	19207	74	21	705053	19207	77	2	7056631	19207	GRP 0612	
7056675	19207	GRP 0612		7056723	19207	GRP 0612		705785		77	27
7061092-1	19207	116	22	7061093	19207	116	20	7061094-1	19207	116	16
7066144	19207	12	19	7066424	19207	98	23	7071880-2	19207	134	17
7075609	19207	117	21	7091753	19207	68	3	7091753	19207	69	3
7091754	19207	67	21	712412	19207	63	12	713097		77	28
718768-22	78385	149	57	719	11757	30	30	719675	78385	149	31
720565-1	78385	149	25	720T	11757	138	18	7320691	19207	48	6
7320111	19207	49	12	7322788	19207	116	10	7322788	19207	116	10
7325399	19207	102	8	7336451	19207	109	9	7342496-1	19207 19207 19207	69 67 68	22 30 6
7342496-2	19207 19207 19207	69 67 68	23 31 7	7342496-3	19207 19207 19207	69 67 68	24 32 8	7342496-4	19207	69	25
7342496-4	19207	67	33	7342496-4	19207	68	9	7342499	19207	69	5
7342500	19207	67	34	7342501	19207	68	5	7342505	19207	67	24
7342649	19207	67	26	7342723	19207	67	17	7342858	19207	67	46
7342860	19207	69	17	7342864	19207	67	16	7343032	19207	94	3

7343032	19207	95	3	7346933	19207	153	14	734859	19207	67	45
7349062	19207	78	19	7349219	19207	78	7	7350355	19207	120	12
7351062	19207	67	19	7351125	19207	67	42	7351134	19207	67	37
7351254	19207	78	25	7351258	19207	78	2	7351549	19207	51	1
7353816	19207	51	5	7355390	19207	92	11	7368523	19207	40	21
7369880-1	19207	33	9	7370384	19207	116	3	7370394-1	19207	140	5
7371193	19207	31	25	7371311	19207	58	2	7372448	19207	61	8
7372590	19207	33	14	7372790-1	19207	116	19	7372790-2	19207	116	21
7372834	19207			7373216	19207	119		7373277	19207	119	
7373289	19207	118	8	7373290	19207	118	8	7373341	19207		
7373725	19207	78	11	7374880	19207	39	2	7374883	19207	39	1
7374969	19207	61	9	7374973	19207	65	6	7315036	19207	GRP 0306	
7375117	19207	23	21	7375124	19207	25	27	7375124-1	19207	76	4
7375131	19207	64	20	7375146	19207	53	5	7375312	19207	101	2
7375358	19207	102	12	7317106	19207	21	9	7387853	19207	121	8
7390043	19207	145	17	7390197	19207	144	4	7390369	19207	145	12
7390787	19207	145	14	7390787	19207	145	14	7397994-1	19207	116	1
7397994-1	19207	116	1	7391995-1	19207	116	6	7397996-2	19207	116	2
7397997-1	19207	116	5	739A	11757	138	29	7404151	19207	107	17
7404151	19207	132	19	7410324	19207	144	16	7410715	19207 19207 19207	118 120 121	3 10 50
7410836	19207	152	27	7411824	19207	67	12	7411871	19207	78	14
7411872	19207	78	13	7411885	19207	67	25	741205-2	19207	67	8
7412051-1	19207	67	8	7412534	19207	69	15	7412534	19207	67	3
7412534	19207	68	17	7412583	19207	147	8	7413564	19207	144	32
7416464	19207	N	I	7416552	19207	144	43	7416682	19207	142	18
744	04768			747	11757	138	21	751	11757	138	4
751A	11757	138	3	7520336	19207	144	1	7520336	19207	144	1
7520340	19207	144	15	7520346	19207	144	33	7520348	19207	144	3
7520358	19207	144	6	7520358	19207	149	60	7520366	19207	144	20
7520372	19207	144	11	7520373	19207	144	12	7524078	19207	150	6
7524315	19207	92	7	7524316	19207	92	6	7525936	19207	50	7
7525940	19207	49	10	7525940	19207	50	6	7526020	19207	47	6
7526030	19207	45	8	7526590	19207	40	8	7526591	19207	40	7
7526592	19207	40	24	7526593	19207	40	2	7526594	19207	40	23
7526726	19207			753005	19207			7531444	19207	118	9
7531445	19207	118	12	753197-1	19207	106	21	7533178	19207	40	4
7537537	19207	145	26	7539296	19207	144	44	7539310	19207	81	12
7539392	19207	99	9	7540419	19207	121	3	7540419	19207	121	3
7540419	19207	127	17	755	11757	138	33	75R37-1	29092		
768	11757	22	22	769479	19207	64	22	7697514	19207	107	
7697514	19207	132	4	7697570	19207	64	40	7697591	19207	106	3

7697867	19207	31	4	7699767-1	19207	134	16	7700170	19207 19207	144 149	5 61
7700237	19207	150	13	7700242	19207	145	16	7700243	19207	145	15
7703707	19207	21	13	7717031	19207	134	18	7719236	19207	90	2
7728126	19207	135		7731428	19207	60	2	7743652	19207 19207 19207	69 68 67	14 16 2
7744472	19207	11	4	7745282	19207	78	24	7745632	19207	133	1
7748500	19207	119	3	7748505	19207	119	6	7748506	19207	119	6
780A	11757	138	27	785	11757	138	19	791084	19207	150	18
7951084	19207	148	7	7951122-1	19207	145	9	7951221	19207 19207	141 144	6 25
7951286	19207	149	45	7951725	19207	141	13	7951726	19207	141	3
7951737	19207	141	5	7951730	19207	141	17	7951731	19207	141	2
7951732	19207	141	11	7951752	19207	141	12	7951753	19207	141	15
7951754	19207	141	18	7951827	19207	145	21	7951958	19207	144	40
7951959	19207	144	39	7951960	19207	144	34	7951964	19207	144	7
7954720	19207	154	6	7954919	19207	126	11	7965959	19207	33	1
7966348	19207	31	16	7966692	19207	35	5	79690	19207	149	41
7974395	19207	141		7974659				7975601	19207	117	19
7979485	19207	88	9	797APL	11757	138	16	7980932	19207 19207	68 69	1 1
7980933	19207	67	15	7980934	19207	67	20	7980935	19207	67	36
7986167	19207	141	19	7994043	19207	67	22	7994044	19207	67	18
7994045	19207	67	13	7994329	19207	69	69	7998483	19207		
7998483	19207	113	6	7998561	19207	134	6	800802	19207	101	1
8328272	19207	120	6	8328272	19207	121	42	8328282	19207	151	
8328392	19207			8328405	19207	136		8328424	19207 19207 19207 19207 19207 19207	106 115 142 42 56 58	18 1 8 10 14 15
8328456	19207	34	19	8328462	19207 19207 19207	36 29 12	5 11 14	8328464	19207	109	12
8328465	19207	109	8	8328467	19207	154	16	8328482	19207 19207	88 30	18 14
8328482	19207	31	5	8328482	19207	146	18	8328485	19207	114	1
8329624	19207	29	14	8329654	19207	102	10	8329680	19207	4	10
8329781	19207	30	12	8329873	19207	64	45	8332060	19207	34	18
8332127	19207	50	1	8336138	19207	12	13	8338561	19207		
8338562	19207			8338564	19207			8338566	19207		
8338567	19207			8359533	19207	144 149	17 22	8359534	19207 19207	144 149	8 29
8359613	19207			8359617	19207			8359683	19207	144	21

8359743	19207	144	22	8359746	19207	126	4	8359774	19207 96906	144 150	9
8359778	19207			8359779	19207	144	29	8359782	19207	144	26
8359783	19207	144	19	8359787	19207	144	18	8359955	19207	106	23
8376246-1	19207	63	4	8376499	19207	40	14	8376500	19207	40	10
8376501	19207	40	3	8380196	19207	92	14	8380199	19207	92	92
8393193-4	19207	56	3	8393193-5	19207 19207	56 120	7 29	8402359	19207	43	1
8424501	19207	154	32	8438462	19207	153	1	8438578	19207	90	3
8438579	19207	90	19	85R2688	29092			8673395-1	19207	95	18
8673395-2	19207	94	21	8679549	19207	105	10	8683543	19207	42	8
8686901-1	19207	31	6	8686901-2	19207	146	12	8686901-3	19207 19207	146 150	9 25
8686901-4	19207	146	7	8687086	19207 19207	70 78	22 9	8690467	19207 19207	111 111	4 12
8690470	19207	111	8	8690473	19207	78	5	8690474	19207	111	11
8690475	19207	111	10	8690476	19207	111	9	8690528	19207	111	6
8690544	19207	140	16	8694464	19207	111	4	8701565	19207	140	3
8701565	19207	140	3	8704441	19207	48	23	8707837	19207		
8710565	19207	140	17	8711056	19207	145	7	8711056	19207	150	5
8712354	19207	58	16	8712400	19207	39	3	8712401	19207	39	4
8712408	19207	112	2	8712409	19207 19207	112 127	8 22	8712411	19207 19207	112 127	1 9
8721408	19207	127	8	8723935-24	19207	150	2	8723965-20	19207	150	2
8724383	19207	116	11	8724494	19207			8739189	19207	119	3
8741462	19207	50	5	8741645	19207	48	1	8741646	19207	48	5
8742136-1	19207	120	4	8742136-1	19207	121	23	8742688	19207	142	21
8742689	19207	145	25	8747987	19207	49	11	8762055	19207	120	41
8762055-1	19207	125	5	8763474-1	19207	56	17	8764887	19207	105	9
8765721	19207	92	12	8828272	19207	130	1	8R1329	29092		
8R518	29092			8R534 29092				8R923	29092		
8R956	29092			90-44469-200	63477	81	15	901507	65909		
901778	65909			902419-1	72447	74	12	902419-2	72447	74	43
908002	65909			908201	65909			908203	65909		
908652	65909			919328	72447	74	10	919619	65909	74	20
91A14602	23040	58	9	9409098	24617	31	22	9409100	24617	48	2
9409106	24617	102	1	9409106	24617	29	18	9409107	24617	54	24
9409110	24617	47	2	9409110	24617	45	2	9411483	24617	32	29
9415783	24617			9416017	24617	32	4	944509	65909	29	24
944509-1	65909			944572	65909	77		944658	96906		
945718	65909	37	2	945727	65909	72	14	945731	65909	75	6
945749	65909	84	9	945755	65909	80	18	99-92475-100	63477	80	4
990148	65909	74		990298	65909			990300	65909	26	6
992343	65909	33	15	A241	04768			A242	04768		

A3750	08302	135	16	A5000	08302	135	51	A6041	04768		
A6044	04768			A6484	25472			A650R	81221	133	5
ANS-3208		GRP 0803		AS500	08302	135	59	B118A	08302	135	54
B130	04768			B133	04768			B250J	08302	135	18
B3538	04768			B3539	04768			B6040	04768		
B6064	04768			B6065	04768			B6067	04768		
B6069	04768			B6096	04768			B6097	04768		
B6098	04768			B6099	04768			B693	04768		
B695	04768			C6039	04768			C6077	04768		
C7500	08302	135	36	E118HCS	08302	135	29	F63340	39125		
FC-19562	63477	80	3	FC10699	63477	80	10	FC10901	63477	81	5
FC1219	63477			FC15190	63477	80	15	FC17814	63477	80	19
FC18691	63477	80	7	FC18704	63477	80	13	FC18707	63477	80	14
FC18708	63477	80	8	FC18732	63477	80	6	FC19561	63477	80	16
FC23597	63477	81	6	FC2937	63477			FC32604	63477	81	4
FC37123	63477	81	7	FC46370	63477	81	9	FD18722-001	63477	80	11
FD18731	63477	80	11	FD2108	63477	81	8	FD59288	63477	81	10
FD59297				FD59299	63477			FE59289	63477	80	5
G486216	78385	149	62	G489359	78385	144	35	G489442	78385	149	10
G702531	78385	149	55	G702542	78385	149	9	G702561	78385	149	42
G702573	78385	149	15	G702581	78385	149	37	G702591	78385	149	38
G702592	78385	149	40	G702593	78385	149	39	G702647	78385	149	1
G703499	78385	149	30	G703503	78385	149	26	G703504	78385	149	54
G703505	78385	149	13	G703506	78385	149	51	G703508	78385	149	50
HM-803110	60038	74	40	IAH15A	19728	39	7	IAT1117	19728	39	9
IAT2105S	19728	39	6	IAT3076DS	19728	39	17	IAU103	19728	39	8
IAU1066	19728	39		IBF9	19728	49	5	IGC2168LS	19728	39	10
1GS2224LB	19728	39	15	1GS228S	19728	49	11	J2-134E	08302	135	61
K400X	11757			LU1490	08302	135	11	LU284A	08302	135	50
LU4-131-0	08302	135	47	LU4-131S	08302	135	46	LU4-133-0	08302	135	27
LU4-133A	08302	135	26	LU4-134-0	08302	135	5	LU4-134W	08302	135	44
LU4-135-0	08302	135	20	LU4-135A	08302	135	6	LU4-135B	08302	135	24
LU4-136	08302	135	62	LU4-143	08302	135	40	LU4-143A	08302	135	43
LU4-143B	08302	135	34	LU4-143C	08302	135	30	LU4-143H	08302 08302	135 135	35 42
LU4-143J	08302	135	28	LU4-143K	08302	135	41	LU4-144-0	08302	135	1
LU4-144G	08302	135	2	LU4-148	08302	135	14	LU4-149A	08302	135	9
LU4-184B	08302	135	49	M13486/1-5	08288 81348 81349			M13486-1-7	81349	GRP 0613	
M2-141	08302	135	25	MAK-61A	19728			MCL-127	19728		
MCL-129A	19728			MCL-132A	19728			MDL-1063CS	19728		
MDL-50C	19728			MIL-C-13486	81349			MIL-C-13486/1-5	81349	43	5

MIL-F-21840	81349			MIL-F21840	81349			MIL-G-3787	81349	100	1
MIL-H-13444	81349			MIL-H-62028	81349			MIL-H13444	81394		
MIL-R-3065	80244			MIL-T-3520	81349			MILR24243/1A602	81349	130	5
MILR24243/1A604	81349 81349	130 121	13 48	MS15001-1	96906 96906 96906 96906 96906	75 87 92 72 133	32 8 4 15 9	MS15003-1	96906 96906	95 133	15 8
MS15003-6	96906	95	19	MS151943-36	96906	133	27	MS15720-1	96906	23	28
MS15770-1251	96906 96906 96906	45 47 48	5 3 3	MS15795-507	96906	53	3	MS15795-813	96906 96906	106 108	22 2
MS15953-9	96906			MS16535-228	96906	147	4	MS16535-300	96906	119	4
MS16556-49	96906	117	6	MS16624-1050	96906	92	5	MS16997-101	96906	88	16
MS16997-80	96906	9	26	MS16997-81	96906	9	14	MS17100-1	96906	154	1
MS17131-22	96906	23	10	MS171689	96906	133	11	MS18005-4530	96906	46 52	3 2
MS19059-90	96906	67	41	MS19061-11	96906	63	19	MS19061-11	96906	65	16
MS19065-31	96906	64	11	MS19065-37	96906	64	48	MS19081-86	96906	69	21
MS19081-86	96906	68	4	MS20613-10P14	96906			MS90613-12P14	96906		
MS20613-12P16	96906			MS20913-45	96906	66	18	MS20913-IS	96906	65	7
MS20955-F32	96906	22	6	MS21044-N4	96906	143	3	MS21045-C6	96906 96906 96906	70 19 152	24 1 5
MS21045-C7	96906 96906 96906 96906 96906 96906 96906 96906 96906	94 95 107 32 134 134 4 132 152	1 1 6 26 14 23 9 6 12	MS21094-6010	96906	23	2	MS21094-6	96906	83	2
MS21306-1	96906	132	9	MS21318-14	96906	90	20	MS21318-49	96906	92	10
MS21322-6	96906	33	5	MS21333-33	96906	146	17	MS21333-34	96906	82	5
MS21333-35	96906	29	12	MS21333-36	96906	29	12	MS21333-36	96906	29	17
MS21333-40	96906			MS31333-45	96906	29	15	MS21333-46	96906	GRP 0306	
MS24532-2	96906	40	9	MS24637-1	96906	53	7	MS24538	96906 96906	53 40	1 16
MS24541-2	96906	40	16	MS24543-2	96906	40	6	MS24544-2	96906	40	13
MS24615-4	96906	117	7	MS24617-10	96906	152	3	MS24617-21	96906 96906 96906 96906	43 44 128 126	3 1 39 14

MS24617-31	96906 96906 96906 96906 96906 96906 96906	97 98 102 41 129 142 121 124	9 22 6 6 1 10 26 1	MS24617-32	96906	129	5	MS24617-34	96906	120	1
MS24617-35	96906	125	11	MS24617-42	96906 96906 96906 96906 96906 96906 96906 96906	130 142 145 120 122 123 124 125 127	10 17 13 25 13 3 6 2 1	MS24617-46	96906	121	27
MS24621-18	96906 96906	70 23	9 27	MS24621-29	96906	54	3	MS24621-31	96906	97	26
MS24621-42	96906 96906 96906	45 47 50	7 5 4	MS24627-22	96906	100	6	MS24627-31	96906	100	9
MS24627-50	96906	121	34	MS24627-52	96906	123	11	MS24627-66	96906	121	7
MS24629-24	96906	120	13	MS24629-33	96906	100	8	MS24629-35	96906	104	2
MS24629-46	96906 96906 96906	143 127 127	7 4 26	MS24629-48	96906	117	15	MS24629-50	96906 96906	117 121	1 54
MS24629-51	96906	123	4	MS24629-59	96906 96906	129 127	8 23	MS24629-61	96906	121	6
MS24649-33	96906	126	2	MS24665	96906	113	11	MS24665-283	96906 96906 96906 96906 96906 96906 96906 96906	110 93 23 23 31 32 133 79	21 1 18 23 18 5 25 17
MS24665-285	96906 96906	121 18	20 6	MS24665-287	96906	22	4	MS24665-353	96906 96906	75 78	20 6
MS24665-355	96906 96906 96906	69 67 68	13 1 15	MS24665-357	96906	33	11	MS24665-362	96906		
MS24665-383	96906	70	2	MS24665-628	96906	92	9	MS24665-640	96906	92	1
MS24692-160	96906	64	32	MS250-07	08302	135	45	MS25036-108	96906	43	4
MS25036-112	96906			MS25036-114	96906			MS25038-108	96906		
MS25231-31	96906	42	3	MS27147	96906			MS27148-2	96906		

MS27183-1	96906	126	18	MS27183-10	96906 96906 96906 96906 96906 96906 96906	103 73 15 139 143 154 122 126	3 6 28 9 4 15 5 6	MS27183-11	96906 96906 96906 96906	102 110 121 125	16 16 28 10
MS27183-12	96906 96906 96906 96906 96906 96906 96906 96906 96906 96906 96906 96906 96906 96906 96906 96906 96906 96906 96906 96906	97 99 113 116 38 34 35 15 18 25 N 32 133 140 5 9 14 145 152 122	17 5 5 9 13 5 3 9 9 8 I 2 24 9 19 7 16 11 15 15	MS27183-13				MS27183-14	96906 96906 96906 96906 96906 96906 96906 96906	93 70 23 24 31 79 4 6 153	7 3 19 4 7 15 6 6 5
MS27183-15	96906 96906 96906 96906 96906	110 114 33 30 5	13 2 10 15 4	MS27183-16	96906 96906 96906	90 91 32	9 6 8	MS27183-17	96906 96906 96906 19207 96906	94 95 107 132 78	22 25 5 5 18
MS27183-18	96906 96906 96906 96906	90 95 66 134	15 11 2 2	MS27183-19	96906	5	21	MS27183-2	96906	18	13
MS27183-21	96906 96906 96906	94 95 134	2 2 20	MS27183-211	96906	79	9	MS27183-23	96906 96906	95 95	11 13
MS27183-42	96906 96906	102 115	13 13	MS27183-5	96906	54	18	MS27183-7	96906	54	4
MS21783-77	96906	87	3	MS27183-9	96906	120	34	MS27980-1B	96906	139	11
MS27980-6B	96906	139	12	MS28775-111	96906	64	15	MS28775-116	96906	104	6
MS35000-1	96906	55	4	MS35000-3	96906	55	4	MS35058-2	96906	146	14
MS35058-22	96906 96906	44 141	3 7	MS35059-31	96906	141	16	MS35140-5	96906	142	9
MS35190-271	96906	106	4	MS35190-287	96906	145	18	MS35190-289	96906	101	3
MS35190-320	96906	70	18	MS35191-272	96906	31	12	MS35206-226	96906	152	37
MS35206-232	96906	122	10	MS35206-241	96906 96906	31 128	1 36	MS35206-242	96906 96906	145 126	29 17
MS35206-245	96906	126	19	MS35206-247	96906	53	2	MS35206-260	96906		

MS35338-47	96906 96906 96906 96906 96906 96906 96906 96906 96906	87 88 90 91 35 67 12 10 154	2 20 6 5 18 39 11 3 12	MS35338-48	96906 96906 96906	91 66 16	12 3 7	MS35338-49	96906	61	13
MS35338-50	96906	134	10	MS35340-48	96906			MS35340-5	96906		
MS35387-1	96906	113	8	MS35387-1	96906	143	6	MS35387-2	96906 96906 96906	113 143 127	20 6 5
MS35388-11	96906	85	1	MS35390-10	96906	85	2	MS35425-39	96906		
MS35425-41	96906	140	10	MS35478-1683	96906 96906	45 47	6 4	MS35490-11	96906 96906	142 142	3 14
MS35648-5	96906	65	5	MS35648-9	96906	8	10	MS35649-202	96906 96906 96906 96906 96906	40 41 129 153 123	25 8 12 12 9
MS35649-2312	96906 96906 96906 96906	105 106 108 154	18 7 5 34	MS35649-262	96906	122	7	MS35649-282	96906	126	13
MS35650-302	96906	126	5	MS35684-12	96906			MS35690-405	96906	141	9
MS35690-605	96906	96	8	MS35690-825	96906	75	31	MS35691-13	96906	30	2
MS35691-21	96906	23	35	MS35691-29	96906 96906 96906	23 23 32	15 21 7	MS35691-33	96906 96906	115 132	9 26
MS35691-38	96906	105	2	MS35691-9	96906 96906	96 79	21 10	MS35743-14	96906	121	15
MS35743-74	96906			MS35743-75	96906			MS35743-78	96906		
MS35751-42	96906 96906	116 116	7 11	MS35751-43	96906	116	12	MS35752-025	96906	140	4
MS35756-15	96906	16	15	MS35756-35	96906	133	13	MS35769-18	96906	6	10
MS35769-19	96906	6	10	MS35782-5	96906	33	13	MS35810-33	96906 96906	110 23	10 17
MS35810-34	96906	79	18	MS35810-35	96906	70	1	MS35810-36	96906	78	5
MS35812-5	96906	70	5	MS35842-1	96906	148	8	MS35842-10	96906	61	2
MS35842-11	96906 96906 96906 96906 96906 96906 96906	38 34 34 146 146 148 148	9 7 23 20 21 13 19	MS35842-12	96906 96906 96906 96906 96906	56 38 33 34 154	16 6 3 12 29	MS35842-13	96906	57	6
MS35842-14	96906	27	18	MS35842-15	96906 96906	30 29	6 2	MS35842-16	96906 96906	30 150	9 8
MS35844-99	96906	6	11	MS35909-5	96906	38	2	MS39020-1	96906	43	6

MS39020-2	96906	GRP 0612		MS39021-2	96906	155	3	MS39060-2	96906	40	20
MS9061-1	96906	51	3	MS39326-11	96906			MS45904-57	96906 96906	145 126	28 3
MS45904-72	96906 96906 96906 96906 96906	106 108 55 32 154	12 4 30 33	MS45904-76	96906 96906	153 154	23	MS49005-4	96906	8	11
MS49005-6	96906	8	5	MS49005-16	96906	61	10	MS51065-42-3	96906	34	26
MS51065-42-4	96906	154	26	MS51074-1	96906	54	22	MS51085-1	96906	150	23
MS51113-1	96906	40	22	MS51318-1	96906	49	1	MS51321-1	96906	145	1
MS51321-1	96906	150	24	MS51329-1	96906	47	1	MS51399-2	96906	40	5
MS51867-8	96906	154	25	MS51922-1	96906 96906 96906 96906 96906 19207 96906 96906 96906 96906	117 57 129 130 131 120 121 122	12 4 10 6 4 22 38 3	MS51922-13	96906	122	18
MS51922-17	96906 96906 96906	107 23 81	18 41 16	MS51922-45	96906 96906	94 94	17 12	MS51922-2	96906	151	11
MS51922-21	96906	132	14	MS51922-37	96906	80	2	MS51922-5	96906 96906	145 127	20 21
MS51922-53	96906	95	14	MS51922-9	96906 96906	130 128	19 4	MS51926-3	96906	111	3
MS51926-5	96906 19207			MS51929-2	96906	111	1	MS51929-3	96906	111	3
MS51937-1	96906			MS51939-3	96906 96906 96906	129 121 123	13 33 6	MS51943-31	96906 96906 96906	28 133 136	8 20 12
MS51943-32	96906	110	9	MS51943-33	96906 96906	32 133	22 32	MS51943-34	96906 96906 96906 96906 96906	110 28 32 133 136	23 1 11 33 11
MS51943-36	96906	78	23	MS51943-38	96906	32	20	MS51943-4	96906	66	13
MS51943-40	96906 96906 96906 96906 96906 96906 96906 96906 96906 96906	95 94 95 90 90 83 95 23 134 5	10 20 24 7 14 4 10 1 4 1	MS51943-42	96906	134	12	MS51959-63	96906	123	7
MS51963-101	96906	133	14	MS51964-66	96906 96906	120 121	19 9	MS51964-79	96906	133	19

MS90725-14	96906 96906	129 139	7 4	MS90725-3	96906 96906	106 151	2 14	MS90725-31	96906	97	15
MS90725-32	96906	106	10	MS90725-34	96906	34	1	MS90725-35	96906		
MS90725-36	96906 96906	12 128	10 1	MS90725-41	96906	15	14	MS90725-42	96906	15	23
MS90725-45	96906	96	23	MS90725-46	96906	34	4	MS90725-5	96906 96906 96906	106 36 29	15 3 10
MS90725-51	96906	154	4	MS90725-57	96906 96906	62 131	9 6	MS90725-59	96906 96906 96906	62 23 4	2 5 5
MS90725-6	96906 96906 19207 96906 96906 96906 96906	57 29 131 133 153 154 128	5 25 7 22 7 13 10	MS90725-60	96906 96906 96906 96906	114 64 23 4	4 33 11 4	MS90725-61	96906 96906	23 81	25 1
MS90725-63	96906	70	14	MS90725-66	96906	64	49	MS90725-67	96906	110	11
MS90725-7	96906 96906	136 12	14 1	MS90725-70	96906	154	21	MS90725-8	96906	151	13
MS90725-86	96906 96906 96906	87 12 154	1 17 18	MS90725-9	96906	117	13	MS90725-98	96906	87	10
MS90726-110	96906	90	4	MS90726-111	96906	66	12	MS90726-112	96906 96906	90 134	16 1
MS90726-115	96906	16	8	MS90726-116	96906	75	28	MS90726-117	96906	95	16
MS90726-122	96906	5	15	MS90726-136	96906	134	8	MS90726-138	96906	61	12
MS90726-148	96906	94	13	MS90726-187	96906	10	10	MS90726-3	96906 96906	110 152	6 23
MS90726-31	96906 96906	91 152	14 19	MS90726-32	96906 19207 96906 96906	110 110 133 152	18 18 23 16	MS90726-33	96906 96906	35 152	24 38
MS90726-34	96906 96906	32 5	1 20	MS90726-36	96906	32	14	MS90726-38	96906	32	10
MS90726-58	96906	35	15	MS90726-59	96906 96906	30 5	10 9	MS90726-6	96906 96906 96906	54 73 127	20 10 24
MS90726-60	96906 96906	94 153	11 3	MS90726-61	96906 96906	35 152	11 9	MS90726-62	96906	4	2
MS90726-63	96906	133	26	MS90726-66	96906	79	3	MS90726-67	96906 96906 96906	107 116 132	7 14 8
MS90726-68	96906	116	18	MS90726-71	96906 96906	94 95	9 9	MS90726-84	96906 96906	91 10	7 2
MS90726-85	96906 96906	35 134	20 5	MS90726-86	96906	90	10	MS90726-87	96906	91 134	1 22

MS90726-89	96906 96906 96906 96906	35 32 133 152	21 25 29 10	MS90726-90	96906	32	19	MS90726-91	96906	88	31
MS90726-96	96906	134	7	MS90727-38	96906	88	26	MS90727-46	96906	70	17
MS90727-68	96906	79	11	MS90727-87	96906	35	17	MS90728-44	96906 96906	15 35	11 1
MS90728-59	96906	35	7	MS90728-87	96906	154	11	MS9245-27	96906	31	19
MS9245-63	96906	65	1	MS9320-13	96906 96906	113 117	10 4	MSS375-10	08302	135	31
MU-54	19728			MU100A	08302	135	55	MU100R	08302	135	56
MU101A	08302	135	19	MU101R	08302	135	4	MU102S	08302	135	53
MU103A	80302	135	8	MU103B	08302	135	7	MU134B	08302	135	3
MU139	08302	135	22	MU141A	08302	135	23	MU143D	08302	135	33
MU143E	08302	135	37	MU143S	08302	135	38	MU149G	08302	135	10
MU151	08302	135	12	MU1520	08302	135	13	MU156	08302	135	15
MU2-202	08302	135	58	MZ-19CS	19728	37	1	P10-1324	18265	27	4
P10-3198	18265	27	11	P10-4002	18265	27	10	P10-4426	18265	27	3
P10-4777	18265	27	12	P11-2982	18265	27	8	P11-2993	18265	27	2
QQ-T830	81349	146	16	RR-C-271		113	19	RR-C-27LA	81349	90	18
S375-10	08302	135	57	S375-12	08302	135	17	S500-10	08302	135	52
S500-15	08302	135	60	S705P	08302	135	48	SAE 30R2 SAE 30R2		GRP 0804 GRP 1000	
WW-H1053	81349			XA744AA	19728	39	14	YDF257	77640	86	8
ZZ-H428	81349			ZZ-H617	80244 81349	25					