

TECHNICAL MANUAL

DIRECT SUPPORT AND GENERAL SUPPORT MAINTENANCE

REPAIR PARTS AND SPECIAL TOOLS LISTS

(INCLUDING DEPOT MAINTENANCE

REPAIR PARTS AND SPECIAL TOOLS)

ENGINE ASSEMBLY, W/ACCESSORIES

(CONTINENTAL MODEL R-6602)

AND

CLUTCH (ROCKFORD MODEL 15TM)

W/ALL ACCESSORIES

TECHNICAL MANUAL }
NO. 9-2805-203-34P }

HEADQUARTERS
DEPARTMENT OF THE ARMY
WASHINGTON D.C., 29 June 1973

DIRECT SUPPORT AND GENERAL SUPPORT
MAINTENANCE REPAIR PARTS AND
SPECIAL TOOLS LISTS
(INCLUDING DEPOT MAINTENANCE REPAIR
PARTS AND SPECIAL TOOLS)
FOR
ENGINE ASSEMBLY, W / ACCESSORIES
(CONTINENTAL MODEL R-6602)
AND CLUTCH (ROCKFORD MODEL 15TM)
W / ALL ACCESSORIES
Current as of 5 March 1973

	Paragraph	Page	Figure Number
SECTION I.	INTRODUCTION		
	Scope	1	1
	General	2	1
	Explanation of columns	3	1
	Special information	4	3
	How to locate repair parts	5	3
	Abbreviations	6	3
	Reporting of equipment publication improvements	7	3
II.	DIRECT SUPPORT AND GENERAL SUPPORT MAINTENANCE REPAIR PARTS LIST		
	Group 01-Engine		
	0100 Engine assembly.	5	1
	0101 Crankcase, block, and cylinder head	6	2
	0102 Crankcase	8	6
	0103 Flywheel	11	9
	0104 Pistons and connecting rods	11	11
	0105 Valves, camshaft, and timing system	11	12
	0106 Engine lubrication system	13	14
	0108 Manifolds.	16	21
	02-CLUTCH		
	0200 Clutch assembly	17	22
	03-FUEL SYSTEM		
	0301 Carburetor	17	23
	0302 Fuel pump.	21	28
	05-COOLING SYSTEM		
	0503 Water headers	22	29
	0504 Water pump	23	30
	0505 Fan assembly.	24	32

*This manual supersedes TM 9-2805-203-35P, 13 September 1963.

	Page	Figure Number
Group 06-ELECTRICAL SYSTEM		
0601 Generator	24	32
0603 Starting motor	25	34
0605 Ignition components.	28	37
12-BRAKES		
1209 Air Compressor Assembly	30	41
33-SPECIAL PURPOSE KITS		
3301 Reusable Shipping Containers	31	42
SECTION III. SPECIAL TOOLS LIST		
Group 26-TOOLS AND TEST EQUIPMENT	33	
2604 Special Tools		43
IV. FEDERAL STOCK NUMBER AND REFERENCE NUMBER INDEX	71	

SECTION I

INTRODUCTION

1. Scope

This manual lists repair parts and special tools required for the performance of direct support and general support maintenance of the continental model R-6602 engine.

2. General

This repair parts and special tools list is divided into the following sections:

a. Repair Parts List-Section II. A list of repair parts authorized at the direct support and general support levels (including the depot maintenance level) for the performance of maintenance. The list also includes parts which must be removed for the replacement of the authorized parts. Parts lists are composed of functional groups in ascending numerical sequence, with parts in each group listed in figure and item number sequence.

b. Special Tools List-Section III. A list of special tools and test equipment authorized for the performance of maintenance at the direct support and general support levels (including the depot maintenance level).

c. Federal Stock Number and Reference Number Index-Section IV. A list, in ascending numerical sequence, of all Federal stock numbers appearing in the listings, followed by a list, in alphameric sequence, of all reference numbers appearing in the listings. Federal stock numbers and reference numbers are cross-referenced to each illustration figure and item number appearance.

3. Explanation of Columns

The following provides an explanation of columns found in the tabular listings.

a. Source, Maintenance and Recoverability Codes (SMR). These codes, of the Uniform SMR Code format, are listed in Column (1) in five positions as follows:

(1) *Source Codes.* The Source Codes are entered in the first and second positions and are assigned to support the items for maintenance, repair, or overhaul of end items.

Source codes are defined as listed below.

Code	Definition
PA	Item procured and stocked for anticipated or known usage.
PB	Item procured and stocked for insurance purpose because essentiality dictates that a minimum quantity be available in the supply systems.
PC	Item procured and stocked and which otherwise would be coded PA except that it is deteriorative in nature.

Code	Definition
PD	Support item, excluding support equipment, procured for initial issue or outfitting, and stocked only for subsequent or additional initial issues or outfitting. Not subject to automatic replenishment.
PE	Support equipment procured and stocked for initial issue of outfitting to specified maintenance repair activities.
PF	Support equipment which will not be stocked, but which will be centrally procured on demand.
PG	Item procured and stocked to provide for sustained support for the life of the equipment. It is applied to an item peculiar to the equipment which, because of probable discontinuance or shutdown of production facilities, would prove uneconomical to reproduce at a later time.
KD	An item of a depot overhaul/ repair kit and not purchased separately. Depot kit is defined as a kit that provides items required at the time of overhaul or repair.
KF	An item of a maintenance kit and not purchased separately. Maintenance kit is defined as a kit that provides an item that can be replaced at organizational or intermediate levels of maintenance.
KB	Item included in both a depot overhaul/ repair kit and a maintenance kit.
MO	Item to be manufactured or fabricated at organizational level.
MF	Item to be manufactured or fabricated at the direct support maintenance level.
MH	Item to be manufactured or fabricated at the general support maintenance level.
MD	Item to be manufactured or fabricated at the depot maintenance level.
AO	Item to be assembled at the organizational level
AF	Item to be assembled at the direct support maintenance level.
AH	Item to be assembled at the general support maintenance level.
AD	Item to be assembled at the depot maintenance level
XA	Item is not procured or stocked. The requirements for the item will be filled by replacement of the next higher assembly or component.
XB	Item is not procured or stocked. If this item is not available through salvage, it is to be requisitioned.
XC	Installation drawing diagram, instruction sheet, or field service drawing that is identified by a manufacturer's part number. A low-mortality item that is not stocked. When required requisition the item from the end item manager with exception data, using the manufacturer's code and part number.

NOTE

Cannibalization or salvage may be used as a source of supply for any items coded above except those coded XA and aircraft support items as indicated by AR 700-42.

(2) *Maintenance Code.* Maintenance codes are entered in the third and fourth positions. They indicate the level of maintenance authorized to use and repair the support item as defined below.

(a) *Use.* The maintenance code entered in the third position indicates the lowest maintenance level authorized to remove, replace, and use the support item. The use maintenance level is indicated by one of the codes defined below.

Code	Explanation and application
C	Crew or operator maintenance performed within Organizational maintenance.
O	Support item is removed, replaced, and used at the organizational level.
F	Support item is removed, replaced, and used at the direct support level.
H	Support item is removed, replaced, and used at the general support level.
D	Support item is removed, replaced, and used at depot, mobile depot, or specialized repair activity only.

(b) *Repair.* The maintenance code entered in the fourth position indicates whether the item is to be repaired. It identifies the lowest maintenance level with the capability to perform complete repair (i.e., all authorized maintenance functions). This position contains one of the following maintenance codes as assigned by the service(s) that require the code:

Code	Explanation and application
O	The lowest maintenance level capable of complete repair of the support item is the organizational level.
F	The lowest maintenance level capable of complete repair of the support item is the direct support level.
H	The lowest maintenance level capable of complete repair of the support item is the general support level.
D	The lowest maintenance level capable of complete repair of support item is the depot level; performed by depot, mobile depot, or specialized repair activity.
L	Repair is restricted to a designated specialized repair activity.
Z	Nonreparable. No repair is authorized.
B	No repair is authorized. The item may be reconditioned by adjusting, lubricating; etc., at the user level. No parts or special tools are procured for the maintenance of this item.

(3) *Recoverability Code.* This code is entered in the fifth position. It is assigned to a support item to indicate the disposition action on an un-serviceable item. This fifth position contains one of the codes defined below.

Code	Definition
Z	Nonreparable item. When un-serviceable, condemn it and dispose of it at the level indicated in the third position (Use).

Code	Definition
O	Reparable item. When not economical to repair, condemn it and dispose of it at the organizational level.
F	Reparable item. When not economical to repair, condemn it and dispose of it at the direct support level.
H	Reparable item. When not economical to repair, condemn it and dispose of it at the general support level.
D	Reparable item. When beyond lower-level repair capability, return it to depot. Condemnation and disposal are not authorized below depot level.
L	Reparable item. Repair, condemnation, and disposal are not authorized below depot/ specialized repair activity level.
A	Item requires special handling because of specific reasons (i.e., precious metal content, high-dollar value, critical material, or hazardous material). Refer to appropriate manuals/ directives for specific instructions.

b. *Federal Stock Number, Column (2).* This column indicates the Federal Stock Number assigned to the item which will be used for requisitioning purposes.

NOTE

Federal stock numbers that are missing for P source-coded items are not currently recorded in the AMDF. When these stock numbers are broadcast in the AMDF they will be provided by a change to this manual.

c. *Description, Column (3).* This column indicates the Federal item name and a minimum description required to identify the item. The last line indicates the reference number followed by the applicable Federal supply code for manufacturer (FSCM) in parentheses. The FSCM is used as an element in item identification to designate the manufacturer or (Distributor or Government agency; etc., and is identified in SB 708-42. Items that are included in kits and sets are listed below the name of the kit or set with quantity of each item in the kit or set indicated in front of the item name. Material required for manufacture or fabrication of an item is identified.

d. *Unit of Measure (U/M).* Column (4). This column indicates the standard or basic quantity by which the listed item is used in performing the actual maintenance function. This measure is expressed by a two-character alphabetical abbreviation; e.g., ea, in, pr; etc., and is the basis used to indicate quantities and allowances in subsequent columns. When the unit of measure differs from the unit of issue, the lowest unit of issue that will satisfy the required units of measure will be requisitioned.

e. *Quantity Incorporated in Unit, Column (5).* This column indicates the quantity of the item used

in the functional group. A V appearing in this column in lieu of a quantity indicates that a definite quantity cannot be indicated (e.g., shims, spacers; etc).

f. 30-Day DS/GS Maintenance Authorization, Columns (6) and (7).

(1) The repair parts list includes asterisk entries in separate columns-one for direct support (DS) and one for general support (GS)-as appropriate to indicate the total range of repair parts authorized for use at that category or required to be removed or disassembled during the performance of authorized maintenance operations. They will be requisitioned initially on an as-required basis. The repair part authorized at the Direct Support/General Support levels will be those authorized for the maintenance mission at these levels. Requirements for repair parts stockage and for distribution to support units will be based on demand and determined in accordance with AR 710-2.

(2) Special tools or test, measurement, and diagnostic equipment (TMDE) and other support equipment peculiar to an item are listed with quantities in the appropriate density spread / allowance columns.

g. 1-Year Allowances per 100 Equipments / Contingency Planning Purposed, Column (8). This column indicates the requirement for contingency planning purposed. An asterisk indicates authorization to obtain or use as required.

h. Depot Maintenance Allowances per 100 Equipments, Column (9). This column indicates authorization for depot use.

i. Illustrations, Column (10). This column is divided as follows:

(1) *Figure Number, Subcolumn (a).* This column indicates the figure number of the illustration in which the item is shown.

(2) *Item Number, Subcolumn (b).* This column indicates the callout number used to reference the item in the illustration.

4. Special Information

a. The basis of issue for authorized special tools, test, and support equipment is the number of end items of equipment supported and the number of personnel allocated to perform the required maintenance operations (such as, one soldering iron per five MOS284.1 supporting 1-15 radio sets AN/ARC-51).

b. Parts which require manufacture or assembly at a category higher than that authorized for installation will indicate in the SMR column the higher category.

5. How to Locate Repair Parts

a. When the Federal stock number or reference number is unknown:

(1) *First.* Using the table of contents, determine the functional subgroup within which the repair part belongs (e.g., engine, engine assembly; and clutch, clutch assembly). This is necessary since illustrations are prepared for functional subgroups and listings are divided into the same groups.

(2) *Second.* Find the illustration covering the functional subgroup to which the repair part belongs.

(3) *Third.* Identify the repair part on the illustration and note the illustration figure and item number of the repair part.

(4) *Fourth.* Using the repair parts listing, find the functional subgroup to which the repair part belongs and locate the illustration figure and item number noted on the illustration.

b. When the Federal stock number or reference number is known:

(1) *First.* Using the index of Federal stock numbers and reference numbers, find the pertinent Federal stock number or reference number. This index is in ascending alphameric sequence cross-referenced to the illustration figure number and item number.

(2) *Second.* Using the repair parts listings, find the functional subgroup of the repair part and the illustration figure number and item number referenced in the index of Federal stock numbers and reference numbers.

6. Abbreviations

br	brass
deg	degree(s)
ea	each
ext	external
fil	filister
ft	foot (feet)
hd	head
in.	inch(es)
lg	long(length)
mm	millimeter(s)
mfr	manufacturer
mtg	mounting
NC	American National Coarse Thread
N/I	Nonillustrated
no.	number
NPT	American Standard Taper Pipe Thread
NPTF	American Standard Taper Pipe Thread (dry seal)
od	outside diameter
psi	pounds per square inch
rd	round
thd	thread
thk	thick(ness)
UNC	Unified Coarse Thread

7. Reporting of Equipment Publication Improvements

The reporting of errors, omissions, and recommendations for improving this publication by the individual user is encouraged. Reports should be

**submitted on DA Form 2028 (Recommended
Changes to Publications) and forwarded direct to:
Commander, US Army Tank-Automotive Com-**

**mand, ATTN: AMSTA-MAP, Warren, MI
48090.**

SECTION II DIRECT SUPPORT AND GENERAL SUPPORT MAINTENANCE REPAIR PARTS LIST											
(1) SMR Code	(2) Federal Stock Number	(3) Description Reference Number & Mfr. code	(4) Unit of meas	(5) Qty. Inc. in Unit	(6) 30-day DS maint allowance (a) (b) (c)	(7) 30-day GS maint allowance (a) (b) (c)	(8) 1 yr alw Per 100 equip cntgcy plan- ning	(9) Depot maint alw per 100 Equip	(10) Illustration (a) (b) Fig Item No. no		
			Usable on code								
					1-20 21-50 51-100	1-20 21-50 51-100					
		GROUP 01-ENGINE									
		0100-ENGINE ASSEMBLY									
PAFDL	2805-724-9412	ENGINE AND CONTAINER ASSEMBLY:5702400 (19207)	EA	1	* * *	* * *	*	*	1	1	
PAFDL	8115-572-0742	CONTAINER,METAL:8723250 (19207)	EA	1	* * *	* * *	*	*	1	2	
PAFDL	2805-724-9335	ENGINE: 10883507	EA	1	* * *	* * *	*	*	1	3	
PAHZZ	2805-737-6211	GASKET SET:OVERHAUL 7376211 (19207)	EA	1		* * *	*	*			
		COMPOSED OF:									
		1 GASKET: AIR COMPRESSOR BRACKET									
		1 GASKET: CYLINDER BLOCK FRONT END PLATE									
		2 GASKET: CYLINDER HEAD									
		2 GASKET: CYLINDER HEAD COVER									
		7 GASKET: CYLINDER HEAD COVER SCREWS (6) AND CENTER OIL									
		COOLER BOLT (1).									
		2 GASKET: CYLINDER HEAD COVER TO BREATHER CONNECTOR.									
		1 GASKET: DISTRIBUTOR ADAPTER									
		2 GASKET: MANIFOLD									
		1 GASKET: FLYWHEEL HOUSING									
		1 GASKET: FUEL PUMP MOUNTING									
		1 GASKET: OIL COOLER MOUNTING									
		1 GASKET: OIL FILTER MOUNTING									
		1 GASKET: OIL COOLER BY-PASS VALVE PLUG									
		1 GASKET: OIL COOLER HOUSING									
		1 GASKET: OIL PAN									
		1 GASKET: OIL PAN DRAIN PLUG									
		1 GASKET: OIL PAN HAND HOLE COVER									
		1 GASKET: OIL PUMP COVER									
		2 GASKET: REAR BEARING FILLER BLOCK									
		4 GASKET: ROCKER ARM SHAFT PLUG									
		1 GASKET: TACHOMETER DRIVE SHAFT BEARIG RETAINER.									
		1 GASKET: TAPPET CHAMBER CENTER COVER									
		1 GASKET: TAPPET CHAMBER FRONT COVER									
		1 GASKET: TIMING GEAR COVER									
		1 GASKET: THERMOSTAT HOUSING									
		4 GASKET: WATER INLET HEADER									

(1) SMR Code	(2) Federal Stock Number	(3) Description Reference Number & Mfr. code	Usable on code	(4) Unit of meas	(5) Qty. Inc. in Unit	(6) 30-day DS maint allowance (a) (b) (c)			(7) 30-day GS maint allowance (a) (b) (c)			(8) 1 yr alw Per 100 equip cntgcy plan- ning	(9) Depot maint alw per 100 Equip	(10) Illustration (a) (b) Fig Item No. no	
						1-20	21-50	51-100	1-20	21-50	51-100				
		4 GASKET: WATER OUTLET HEADER													
		1 GASKET: WATER PUMP MOUNTING													
		2 PACKING MATERIAL: REAR BEARING FILLER BLOCK.													
		1 WASHER, FLAT: CRANKSHAFT SEAL RETAINER													
		6 PACKING, PREFORMED: INTAKE VALVE													
		1 SEAL, OIL: CRANKSHAFT:FRONT													
		2 SEAL, OIL: CRANKSHAFT:REAR													
		1 SEAL: TACHOMETER SHAFT													
		10 WASHER, FLAT: REAR BEARING OIL SEAL SCREW													
		1 GASKET: MTG. STEERING PUMP													
		1 GASKET: OIL GAGE													
		1 GASKET: MTG, WATER PUMP													
		1 SEAL: OIL COOLER WATER INLET													
		1 SEAL: WATER PUMP													
PAOZZ	5330-737-6212	GASKET AND PACKING, PREFORMED: VALVE GRIND SET R6602U106 (02978)		EA	1	*	*	*	*	*	*	*	*		
		COMPOSED OF:													
		6 GASKET: CYLINDER HEAD COVER SCREW													
		2 GASKET: CYLINDER HEAD COVER TO BREATHER CONNECTOR.													
		2 GASKET: CYLINDER HEAD COVER													
		2 GASKET: CYLINDER HEAD													
		2 GASKET: EXHAUST AND INTAKE MANIFOLD													
		4 GASKET: WATER INLET HEAD													
		4 GASKET: WATER OUTLET HEAD													
		6 PACKING, PREFORMED: INTAKE VALVE													
		0101-CRANKCASE, BLOCK, CYLINDER HEAD													
PAFZZ	5315-664-1270	PIN, STRAIGHT, HEADLESS: CYLINDER HEAD TO BLOCK R600A211 (14351).		EA	4	*	*	*	*	*	*	*	*	2	1
PAOZZ	5307-023-4726	STUD: CYLINDER BLOCK 8758524 (1920& WASHER: 10871163 (19207)		EA	1	*	*	*	*	*	*	*	*	2	2
--OZZ				EA	1									2	3
PAOZZ	5305-071-1764	SCREW, CAP, HEXAGON HEAD: MS90725-2204 (96906)		EA	1	*	*	*	*	*	*	*	*	2	4
PAOZZ	5307-023-4664	STUD, PLAIN: CRANKCASE 8758522 (19207)		EA	2	*	*	*	*	*	*	*	*	2	5
PAFZZ	5307-275-8548	STUD: 8376183 (19207)		EA	8	*	*	*	*	*	*	*	*	2	6
PAOZZ	5307-350-7099	STUD: 19098 (02978)		EA	2	*	*	*	*	*	*	*	*	2	7
PAFZZ	5330-362-0515	GASKET: TAPPET COVER, CENTER (02978)		EA	1	*	*	*	*	*	*	*	*	2	8
--FZZ		COVER: 8745473 (19207)			1									2	9
PAFZZ	5310-637-9541	WASHER, LOCK: TAPPET COVER MTG 3/8 IN. SCREW SIZE MS35338-46 (96906).		EA	6	*	*	*	*	*	*	*	*	2	10
PAFZZ	5305-269-3210	SCREW, CAP, HEXAGON HEAD: TAPPET COVER MTG. 3/8 16UNC X 7/8 LG MS90725-59 (96906)		EA	6	*	*	*	*	*	*	*	*	2	11
PAOZZ	5310-057-7080	NUT, SELF-LOCKING, HEXAGON: MS51922-029 (96906)		EA	1	*	*	*	*	*	*	*	*	2	12

PAOZZ	5305-710-4195	BOLT,HEXAGON HEAD:7/16-20 X 1-3/4; MS 90726-90 (96906).	EA 1	*	*	*	*	*	*	*	2	13
PAFZZ	5310-880-8189	NUT, PLAIN, HEXAGON: BRACKET MTG: 1/2-13UNC MS51967-11 (96906).	EA 2	*	*	*	*	*	*	*	2	14
PAFZZ	5310-584-5272	WASHER, LOCK: BRACKET MTG MS35338-48 (96906)	EA 2	*	*	*	*	*	*	*	2	15
PAFZZ	5305-071-1770	SCREW, CAP, HEXAGON HEAD: BRACKET MTG: 1/2 13UNC X 2 1/4 MS90725-116 (96906).	EA 2	*	*	*	*	*	*	*	2	16
--FZZ		BRACKET: 7348637 (19207)	1								2	17
XADZZ		CRANKCASE: 8758533 (19207)	1								2	18
PAFZZ	5307-206-5450	STUD,PLAIN:FRONT END PLATE Z19988 (02978)	EA 1	*	*	*	*	*	*	*	2	19
PAFZZ	3120-316-0736	DOWEL:FRONT END PLATE R600B201 (14351)	EA 2	*	*	*	*	*	*	*	2	20
PAHZZ	5340-054-1417	PLUG,EXPANSION:CAMSHAFT X2231 (02978)	EA 1	*	*	*	*	*	*	*	2	21
PAFZZ	5307-584-7245	STUD,PLAIN:CRANKCASE 10756 (31007)	EA 1	*	*	*	*	*	*	*	2	22
PAHZZ	5340-054-1406	PLUG,EXPANSION:CYLINDER BLOCK MS35648-11 (96906).	EA 2	*	*	*	*	*	*	*	2	23
PAOZZ	5307-741-3423	STUD,PLAIN:CRANKCASE 7413423 (19207)	EA 2	*	*	*	*	*	*	*	2	24
PAFZZ	5307-903-7675	STUD,PLAIN:CRANKCASE 8758528 (19207)	EA 1	*	*	*	*	*	*	*	3	1
--FZZ		PLUG:1/2 NPT 126045 (21450))	1	*	*	*	*	*	*	*	3	2
PAFZZ	5307-023-4707	STUD, PLAIN: CRANKCASE 8758529 (19207)	EA 1	*	*	*	*	*	*	*	3	3
PAFZZ	5340-115-9046	PLUG,FUSIBLE:CRANKCASE 1087119 (19207)	EA 1	*	*	*	*	*	*	*	3	1
--HZZ		PLUG,EXPANSION:CYLINDER BLOCK CORE HOLE 10871168 (19207).	10								3	5
PAFZZ	4730-221-2137	PLUG,PIPE:MS20913-2S (96906)	EA 1	*	*	*	*	*	*	*	3	6
PAFZZ	5307-617-8627	STUD,PLAIN:AIR COMPRESSOR MOUNTING 8713947 (19207).	EA 4	*	*	*	*	*	*	*	3	7
PAFZZ	5365-737-6328	PLUG,MACHINE THREAD: 7376328 (19207)	EA 1	*	*	*	*	*	*	*	3	8
PAFZZ	5330-285-3701	GASKET: 7375219 (19207)	EA 1	*	*	*	*	*	*	*	3	9
--FZZ		SPRING: 8713867 (19207)	1								3	10
--FZZ		VALVE:CRANKCASE 8713680 (19207)	1								3	11
PAFZZ	4820-542-2370	COCK,DRAIN:CYLINDER BLOCK MS35782-7 (96906)	EA 1	*	*	*	*	*	*	*	3	12
PAFZZ	4730-289-5176	PLUG,PIPE:1/2 IN.;CYLINDER COOLANT DRAIN MS49005-8 (96906).	EA 1	*	*	*	*	*	*	*	3	13
PAHZZ	5315-679-4994	PIN,DOWEL:BELL HOUSING 7974922 (19207)	EA 2	*	*	*	*	*	*	*	3	14
PAOZZ	5306-584-7247	BOLT,MACHINE:1/2-13 X 3 3/4 10703GT (31007)	EA 6	*	*	*	*	*	*	*	4	1
--OZZ		WASHER,FLAT:1/2 IN.; MILW1085 TYPE A (81349)	13								4	2
PAOZZ	5306-281-4705	SCREW,CAP,HEXAGON HEAD:CYLINDER HEAD:1/2-NC-3X6 8713864 (19207).	EA 8	*	*	*	*	*	*	*	4	3
PAOZZ	5306-350-0101	SCREW,CAP,HEXAGON HEAD:CYLINDER HEAD:1/2-13NC-3X7 10690GT (31007).	EA 14	*	*	*	*	*	*	*	4	4
PAOZZ	5310-768-0318	NUT,PLAIN,HEXAGON:EYE MTG MS519967-14 (96906)	EA 1	*	*	*	*	*	*	*	4	5
PAOZZ	5310-584-5272	WASHER,LOCK:EYE MTG MS35338-48 (96906)	EA 1	*	*	*	*	*	*	*	4	6
--OZZ		EYE:LIFTING,FRONT 8758468 (19207)	1								4	7
--OZZ		SPACER:EYE MTG 8758469 (19207)	1								4	8
PAOZZ	5307-023-4722	STUD,PLAIN:EYE MTG 8758514 (19207)	EA 2	*	*	*	*	*	*	*	4	9
PAOZZ	5340-115-9046	PLUG,FUSIBLE:CYLINDER HEAD 10871195	EA 2	*	*	*	*	*	*	*	4	10
PAOZZ	4730-018-9566	PLUG,PIPE:CYLINDER HEAD CPMX8PT189566 (19207_)	EA 4	*	*	*	*	*	*	*	4	11
PAFZZ	5307-741-3421	STUD,PLAIN:CYLINDER HEAD 7413421 (19207)	EA 8	*	*	*	*	*	*	*	4	12
PAFZZ	5307-741-3423	STUD,PLAIN:CYLINDER HEAD 7413423 (19207)	EA 1	*	*	*	*	*	*	*	4	13
PAOZZ	5307-206-5451	STUD,PLAIN:INTAKE MANIFOLD:1/2-13NC 9/16 X 1/2-13NC-3 1071GT (31007).	EA 2	*	*	*	*	*	*	*	4	14

(1) SMR Code	(2) Federal Stock Number	(3) Description Reference Number & Mfr. code	Usable on code	(4) Unit of meas	(5) Qty. Inc. in Unit	(6) 30-day DS maint allowance			(7) 30-day GS maint allowance			(8) 1 yr alw Per 100 equip cntgcy plan- ning	(9) Depot maint alw per 100 Equip	(10) Illustration	
						(a)	(b)	(c)	(a)	(b)	(c)			(a) Fig No.	(b) Item no
						1-20	21-50	51-100	1-20	21-50	51-100				
--OZZ		PIN:CYLINDER HEAD 7418070 (19207)			2									4	15
PAOZZ	5307-206-5441	STUD,PLAIN:INTAKE MANIFOLD; 1/2-13NC 5/8X1/2-913NC-3X3 1/8 10757GT (31007)		EA	2	*	*	*	*	*	*	*	*	4	16
PAOZZ	5307-206-5461	STUD,PLAIN:INTAKE MANIFOLD; 1/2-13NC 5/8X1/2-13NC3 2 1/2 10763GT (31007).		EA	9	*	*	*	*	*	*	*	*	4	17
XAOZZ		HEAD,CYLINDER:FRONT 8758495 (19207)			1									4	18
PAHZZ	2805-737-6307	INSERT:EXHAUST VALVE SEAT 0.010 OVERSIZE 7376307 (19207).		EA	6	*	*	*	*	*	*	*	*	4	19
PAHZZ	2805-737-6308	SEAT,VALVE:0.020 OVERSIZE 7376308 (19207)		EA	6				*	*	*	*	*	4	19
PAOFF	2805-740-9971	HEAD ASSEMBLY,CYLINDER:FRONT 7409971 (19207)		EA	1	*	*	*	*	*	*	*	*	4	20
XAOZZ		HEAD,CYLINDER:REAR 8758489 (19207)			1									4	21
--OZZ		HEAD ASSEMBLY,CYLINDER:REAR 7376205 (19207)			1									4	22
PAOZZ	5330-535-3657	GASKET:CYLINDER HEAD 7375224 (19207)		EA	2	*	*	*	*	*	*	*	*	4	23
PAOZZ	5310-655-9544	NUT,PLAIN,HEXAGON:EYE MTG MS35690-604 (96906).		EA	4	*	*	*	*	*	*	*	*	4	24
PAFZZ	5310-637-9541	WASHER,LOCK:EYE MTG MS35338-46 (96906)		EA	4	*	*	*	*	*	*	*	*	4	25
PAFZZ	2805-737-6303	EYE:LIFTING,REAR 7376303 (19207)		EA	1	*	*	*	*	*	*	*	*	4	26
PAFZZ	5307-275-8548	STUD,PLAIN:EYE MTG 3/8-16NC X 1 3/8 6376183 (19207).		EA	4	*	*	*	*	*	*	*	*	4	27
PAHZZ	2805-737-6305	GUIDE:EXHAUST VALVE 0.002 OVERSIZE 7376305 (19207).		EA	6				*	*	*	*	*	4	28
PAHZZ	2805-737-6306	GUIDE:INTAKE VALVE 0.002 OVERSIZE 7376306 (19207)		EA	6				*	*	*	*	*	4	29
--OZZ		PLUG:CYLINDER HEAD; 1/2 NPT 126045 (19207)			2									4	30
PAOZZ	2805-737-6313	COVER ASSEMBLY,CYLINDER HEAD: 7376313 (19207)		EA	1	*	*	*	*	*	*	*	*	5	1
PAOZZ	2805-737-8503	COVER,FRONT CYLINDER HEAD: 7378503 (19207)		EA	1	*	*	*	*	*	*	*	*	5	2
PAOZZ	5330-599-5472	GASKET:CYLINDER COVER SCREW 105451 (21450)		EA	6	*	*	*	*	*	*	*	*	5	3
PAOZZ	5305-269-3211	SCREW,CAP,HEXAGON HEAD:MS90725-60 (96906)		EA	6	*	*	*	*	*	*	*	*	5	4
PAOZZ	5330-459-7697	GASKET:COVER TO CONNECTOR 8398203 (19207)		EA	2	*	*	*	*	*	*	*	*	5	5
--OZZ		SCREEN,CONNECTOR: 10871190 (19207)			1									5	6
PAOZZ	2805-350-6825	CONNECTOR,VENT LINE:10960GT (31007)		EA	1	*	*	*	*	*	*	*	*	5	7
PAOZZ	5310-959-4679	WASHER,LOCK: 5/16 IN. MS35339-26 (96906)		EA	4	*	*	*	*	*	*	*	*	5	8
PAOZZ	5310-880-7744	NUT,PLAIN,HEXAGON:MS35690-505 (96906)		EA	4	*	*	*	*	*	*	*	*	5	9
PAOZZ	4730-278-0190	ELBOW,PIPE TO TUBE:VENT LINE 137424 (24617)		EA	1	*	*	*	*	*	*	*	*	5	10
--OZZ		VALVE,METERING:VENT LINE 8332029 (19207)			1									5	11
PAOZZ	4730-278-0190	ELBOW,PIPE TO TUBE:VENT LINE 137424 (12204)		EA	2	*	*	*	*	*	*	*	*	5	12
--OZZ		DECAL,CYLINDER HEAD COVER: 10871125 (19207)			1									5	13
PAOZZ	2805-033-6069	CAP ASSEMBLY,OIL FILLER:C2400R91 (31007)		EA	1	*	*	*	*	*	*	*	*	5	14
PAOZZ	2805-737-6312	COVER ASSEMBLY,CYLINDER HEAD:7376312 (19207)		EA	1	*	*	*	*	*	*	*	*	5	15
XAOZZ		COVER,REAR CYLINDER HEAD:8758478 (19207)			1									5	16
PAOZZ	5330-449-6360	GASKET:CYLINDER HEAD COVER R600A402 (02978)		EA	2	*	*	*	*	*	*	*	*	5	17
PAOZZ	5307-350-7100	STUD,PLAIN:CONNECTOR MOUNTING X19982 (02978)		EA	4	*	*	*	*	*	*	*	*	5	18
0102-CRANKSHAFT															
PAFZZ	5305-719-5184	SCREW,CAP,HEXAGON HEAD:BRACKET MTG MS90727 (96906).		EA	2	*	*	*	*	*	*	*	*	6	1

PAOZZ	4730-050-4208	FITTING,LUBRICATION:TRUNNION BRACKET MS15003-1 (96906).	EA	1	*	*	*	*	*	*	*	6	2
--FZZ		BRACKET,TRUNNION: 8758557 (19207)		1								6	3
PAFZZ	5310-290-1406	WASHER,FLAT:DUST,PULLEY 8392987 (19207)	EA	1	*	*	*	*	*	*	*	6	4
PAFZZ	5310-880-7744	NUT,PLAIN,HEXAGON:POINTER MTG MS51967-5 (96906).	EA	2	*	*	*	*	*	*	*	6	5
PAFZZ	5310-959-4679	WASHER,LOCK:POINTER MTG MS35340-45 (96906)	EA	2	*	*	*	*	*	*	*	6	6
--FZZ		STUD:POINTER MTG 8758515 (19207)		2								6	7
--FZZ		POINTER:TIMING 8758476 (19207)		1								6	8
PAFZZ	2805-629-6169	COVER ASSEMBLY:CRANKSHAFT 7376319 (19207)	EA	1	*	*	*	*	*	*	*	6	9
PAFZZ	2805-374-4117	GASKET:COVER R600B304 (02978)	EA	1	*	*	*	*	*	*	*	6	10
--FZZ		PLATE:CRANKSHAFT COVER 7376320 (19207)		1								6	11
PAFZZ	5330-362-0538	GASKET:CYLINDER BLOCK FRONT END PLATE 28953 (79150)	EA	1	*	*	*	*	*	*	*	6	12
PAFZZ	5310-596-7599	WASHER,FLAT:COVER MTG MS15795-514 (96906)	EA	1	*	*	*	*	*	*	*	6	13
PAFZZ	5310-061-1258	WASHER,LOCK:COVER MTG MS45904-076 (96906)	EA	1	*	*	*	*	*	*	*	6	14
PAFZZ	5305-269-3220	SCREW,CAP,HEXAGON HEAD:COVER MTG MS90725-70 (96906).	EA	1	*	*	*	*	*	*	*	6	15
PAFZZ	5310-584-5272	WASHER,LOCK:COVER MTG MS35338-48 (96906)	EA	10	*	*	*	*	*	*	*	6	16
PAFZZ	5310-768-0318	NUT,PLAIN,HEXAGON:COVER MTG 1/2-13 UNC MS51967-14 (96906).	EA	4	*	*	*	*	*	*	*	6	17
PAFZZ	5305-782-9494	SCREW,CAP,HEXAGON HEAD:COVER MTG MS90725-114 (96906).	EA	4	*	*	*	*	*	*	*	6	18
PAFZZ	5305-782-9494	SCREW,CAP,HEXAGON HEAD:COVER MTG MS90725-114 (96906).	EA	1	*	*	*	*	*	*	*	6	19
PAFZZ	5330-054-5293	SEAL,OIL:COVER 545203 (19207)	EA	1	*	*	*	*	*	*	*	6	20
PAFZZ	5310-581-5272	WASHER,LOCK:BRACKET MTG MS35338-48 (96906) QQW461 (81348).	EA	2	*	*	*	*	*	*	*	6	21
PAFZZ	5306-350-7039	BOLT,SHOULDER:DAMPER CAP 3/8-16NC X 7/16 R600C230 (02978)	EA	4	*	*	*	*	*	*	*	7	2
PAFZZ	5310-734-8837	WASHER,FLAT:DAMPER CAP 7348837 (19207)	EA	4	*	*	*	*	*	*	*	7	3
PAFZZ	2805-305-8279	LOCKING PLATE, NUT AND BOLT R600-0-200 (02978)	EA	1	*	*	*	*	*	*	*	7	4
PAFZZ	5310-737-6153	NUT,PLAIN,HEXAGON:CRANKING 7376153 (19207)	EA	1	*	*	*	*	*	*	*	7	5
--FZZ		WASHER:CRANKING 8758496 (19207)		1								7	6
PAFZZ	2815-656-4382	DAMPER,VIBRATION: 7376449 (19207)	EA	1	*	*	*	*	*	*	*	7	7
PAFZZ	2930-737-5686	PULLEY,DRIVE:7375681 (19207)	EA	1	*	*	*	*	*	*	*	7	8
PAHZZ	2805-529-4562	DEFLECTOR,DIRT AND LIQUID:OIL 7376210 (19207)	EA	1		*	*	*	*	*	*	7	9
PAHZZ	3020-362-0544	GEAR,HELICAL:CRANKSHAFT R600H300 (02978)	EA	1		*	*	*	*	*	*	7	10
--FZZ		SHIM:THRUST 0.002 R600207 (14351)		V								7	11
PAHZZ	3120-661-3757	WASHER:THRUST R600C201 (14351)	EA	2		*	*	*	*	*	*	7	12
PAHZZ	3120-335-7289	BEARING SET:STANDARD 7376207 (19207)	EA	1		*	*	*	*	*	*	7	13
		COMPOSED OF:											
		1 BEARING,FRONT:63469991 (31007)										7	13*1
		4 BEARING, FRONT AND REAR INTERMEDIATE: 63510R91 (31007).										7	13*2
		1 BEARING, INTERMEDIATE: 6353789 (31007)										7	13*3
		1 BEARING,REAR: 63549891 (31007)										7	13*4
PAHZZ	3120-306-5431	BEARING SET:0.010 OVERSIZE 7376208 (19207)	EA	1		*	*	*	*	*	*	7	13
		COMPOSED OF:											
		1 BEARING, FRONT 103379R91 (31007)										7	13*1
		4 BEARING, FRONT AND REAR INTER- DIATE: 103380R91 (31007)										7	13*2

(1) SMR Code	(2) Federal Stock Number	(3) Description Reference Number & Mfr. code	(4) Unit of meas	(5) Qty. Inc. in Unit	(6) 30-day DS maint allowance (a) (b) (c)			(7) 30-day GS maint allowance (a) (b) (c)			(8) 1 yr alw Per 100 equip cntgcy plan- ning	(9) Depot maint alw per 100 Equip	(10) Illustration (a) (b) Fig Item No. no	
					1-20	21-50	51-100	1-20	21-50	51-100				
		1 BEARING,INTERMEDIATE: 103381R91 (31007)											7	13*3
		1 BEARING,REAR: 103382R91											7	13*4
PAHZZ	2805-570-1439	BEARING SET: 0.020 OVERSIZE 7376209 (19207)	EA	1	*	*	*	*	*	*	*	*	7	13
		COMPOSED OF:												
		1 BEARING,FRONT: 63471891 (31007)											7	13*1
		4 BEARING,FRONT AND REAR INTERME- DIATE: 63512R91 (31007)											7	13*2
		1 BEARING, INTERMEDIATE: 63539R91 (31007)												
		1 BEARING, REAR: 63531R91 (31007)											7	13*3
XBHZZ		CAP,CRANKSHAFT BEARING REAR:8758483 (19207)		1									7	13*4
XBHZZ		CAP,CRANKSHAFT,INTERMEDIATE,FRONT AND REAR: 8758485 (19207)		4									7	14
		CAP,CRANKSHAFT,INTERMEDIATE:8758484 (19207)		1									7	15
PAHZZ	5306-400-0625	BOLT,MACHINE:BEARING CAP 9/16-12NC X 1 7/16 X3553 (14351).	EA	2				*	*	*	*	*	7	16
PAHZZ	5310-362-2069	WASHER,FLAT:BEARING CAP SCREW 3XB2B110 (02978)	EA	29				*	*	*	*	*	7	17
PAHZZ	5306-033-7502	BOLT,MACHINE:BEARING CAP 1/2-13NC X 3 3/4 X3759 (02978)	EA	16				*	*	*	*	*	7	18
PAHZZ	5306-272-3741	BOLT,MACHINE:BEARING CAP 1/2-13NC X 2 3/4 10695GT (31007)	EA	13				*	*	*	*	*	7	19
--HZZ		PIN,STRAIGHT,HEADLESS:BEARING CAP 505535 (21450)		14									7	20
XBHZZ		CAP,CRANKSHAFT BEARING:FRONT 8758479 (19207)		1									7	21
PAHZZ	2805-395-7743	SHIM:THRUST 8758503 (19207)	EA	V				*	*	*	*	*	7	22
PAHZZ	2805-597-9207	SHIM:THRUST 0.0008 R600C206 (14351)	EA	V				*	*	*	*	*	7	23
PAHDD	2805-700-1453	CRANKSHAFT:ENGINE 7001453 (19207)	EA	1				*	*	*	*	*	7	24
--FZZ		KEY,WOODRUFF:CRANKSHAFT GEAR 8728170 (19207)		4									7	25
--FZZ		SEAT,LOCKING PLATE: 10871183 (19207)		1									7	26
PAFZZ	5310-209-0965	WASHER,LOCK:7/16 IN. MS35338-47 (96906)	EA	6	*	*	*	*	*	*	*	*	7	27
--FZZ		SCREW,CAP,HEXAGON HEAD:DAMPER MTG 3/8-16 X 1 3/4 R600C229 (14351)		6									7	28
PAHZZ	2805-621-1150	GASKET:OIL SEAL 8758496 (19207)	EA	1				*	*	*	*	*	8	29
PAHZZ	2805-563-4392	SEAL:OIL,CRANKSHAFT REAR 8392988 (19207)	EA	2				*	*	*	*	*	8	1
PAHZZ	5330-449-6362	GASKET:REAR BEARING FILLER BLOCK R600B205 (14351)	EA	2				*	*	*	*	*	8	2
XBHZZ		BLOCK:REAR BEARING FILLER 8758555 (19207)		1									8	3
PAHZZ	5315-054-4020	PIN,STRAIGHT,HEADLESS:REAR SEAL 544020 (21450)	EA	4				*	*	*	*	*	8	4
PAHZZ	5310-193-9716	WASHER,FLAT:REAR BEARING OIL SEAL SCREW X1442 (14351)	EA	10				*	*	*	*	*	8	5
PAHZZ	5305-988-1721	SCREW,MACHINE:REAR OIL SEAL 1/4-2; X 3/8 MS35206-277 (96906).	EA	10				*	*	*	*	*	8	6
PAHZZ	5305-269-3210	SCREW,CAP,HEXAGON HEAD:FILLER BLOCK MTG MS90725- 59 (96906)	EA	2				*	*	*	*	*	8	7
PAHZZ	5315-774-3505	PIN,STRAIGHT,HEADLESS:FILLER BLOCK 7743505 (19207)	EA	2				*	*	*	*	*	8	8
KPHZZ		PACKING MATERIAL:REAR BEARING FILLER BLOCK R600B223 (02978)		V									8	9
														10

0103-FLYWHEEL ASSEMBLY
 PAFZZ 2805-737-6143 FLYWHEEL ASSEMBLY:WIRING GEAR 7376143 (19207)
 PAFZZ 5310-820-6653 WASHER,LOCK:FLYWHEEL MTG MS35338-50 (96906)
 PAFZZ 5306-274-0956 BOLT,MACHINE:FLYWHEEL MTG 7376202 (19207)
 PAFZZ 9505-191-3680 WIRE,STEEL,CARBON:BOLT LOCKING QQW461 (81348)
 PAFZZ 5315-737-6144 PIN,DOWEL:FLYWHEEL TO CRANKSHAFT 7376144 (19207)
 PAFZZ 2805-350-6888 GASKET:FLYWHEEL HOUSING R600B324 (02978)
 PAOZZ 4730-421-9087 PLUG,PIPE:FLYWHEEL HOUSING MS49005-2 (96906)
 PAFZZ 2805-737-6214 HOUSING,FLYWHEEL:7376214 R600B555 (02978)
 PAOZZ 4730-278-3380 PLUG,PIPE:FLYWHEEL HOUSING MS49005-10 (96906)

EA	1	*		*	*	*		*	*	*	*	9	1
EA	6	*		*	*	*		*	*	*	*	9	2
EA	6	*		*	*	*		*	*	*	*	9	3
EA	V	*		*	*	*		*	*	*	*	9	4
EA	6	*		*	*	*		*	*	*	*	9	5
EA	1	*		*	*	*		*	*	*	*	10	1
EA	1	*		*	*	*		*	*	*	*	10	2
EA	1	*		*	*	*		*	*	*	*	10	3
EA	1	*		*	*	*		*	*	*	*	10	4

0104-PISTONS,CONNECTING RODS
 PAHZZ 2805-737-6302 RING SET,PISTON:STANDARD 73676302 (19207)
 COMPOSED OF:
 6 RING: 1ST GROOVE 102764R1 (31007)
 12 RING: 2ND AND 3RD GROOVE 102769R1 (31007)
 6 RING: 4TH GROOVE 102774R1 (31007)
 6 RING: SKIRT 102779R1 (31007)
 PAHZZ 2805-741-3668 PISTON ASSEMBLY:STANDARD 7413668 (19207)
 PAHZZ 5365-282-0086 RING,RETAINING:PISTON PIN 22RA224 (02978)
 XBFZZ BOLT:CONNECTING ROD: 794832 (19207)
 PAHZZ 2805-737-6304 ROD ASSEMBLY,CONNECTING: 7376304 (19207)
 XBHZZ ROD,CONNECTING: 8758537 (19207)
 PAHZZ 5310-268-7270 NUT,SLOTTED,HEXAGON:CONNECTING ROD BOLT X1830 (14351).
 --HZZ PIN,COTTER:CONNECTING ROD NUT 121224 (19207)
 PAHZZ 2805-737-6362 BEARING SET:CONNECTING ROD,STANDARD 7376362 (19207)
 COMPOSED OF:
 6 BEARING: UPPER AND LOWER R600C308 (14351)
 --HZZ BEARING SET:CONNECTING ROD,0.010 OVERSIZE R6000108-10 (14351)
 COMPOSED OF:
 6 BEARING:UPPER AND LOWER R600G308-010 (14351)
 PAHZZ 3120-040-2260 BEARING SET:CONNECTING ROD, 0.020 OVERSIZE 7376218 (19207)
 COMPOSED OF:
 6 BEARING:UPPER AND LOWER R600C308NN (14351)
 PAHZZ 3120-662-0847 BEARING,SLEEVE:PISTON PIN R600C204 (14351)
 PAHZZ 2805-214-0614 PIN:PISTON, 0.005 OVERSIZE 7009176 (19207)

EA	V			*				*	*	*	*	11	1
												11	1*1
												11	1*2
												11	1*3
												11	1*4
EA	6			*				*	*	*	*	11	2
EA	12			*				*	*	*	*	11	3
	2											11	4
EA	6	*		*	*	*		*	*	*	*	11	5
	1											11	6
EA	12			*				*	*	*	*	11	7
	12											11	8
EA	1			*				*	*	*	*	11	9
EA	1											11	9
EA	1			*				*	*	*	*	11	9
EA	6			*				*	*	*	*	11	10
EA	6			*				*	*	*	*	11	11

0105-VALVES,CAMSHAFTS,AND TIMING SYSTEM
 PAHZZ 2805-357-9153 CAMSHAFT:ENGINE J1734A (33287)
 PAFZZ 5315-616-5501 KEY,WOODRUFF:CAMSHAFT GEAR MS35756-20 (96906)
 PAHZZ 2805-213-8360 PLATE:THRUST,CAMSHAFT R6001237 (02978)
 PAFZZ 3020-737-5234 GEAR,TIMING:CAMSHAFT 7375234 (19207)
 PAFZZ 5310-395-7637 WASHER,KEYWAY:CAMSHAFT GEAR 8758500 (19207)
 PAFZZ 3040-251-2445 NUT,SELF-LOCKING,HEXAGON:CAMSHAFT GEAR 8713858 (19207)
 PAHZZ 5305-958-5259 SCREW,MACHINE:THRUST PLATE MS35190-318 (96906)

EA	1			*				*	*	*	*	12	1
EA	1	*		*	*	*		*	*	*	*	12	2
EA	3			*				*	*	*	*	12	3
EA	1	*		*	*	*		*	*	*	*	12	4
EA	1	*		*	*	*		*	*	*	*	12	5
EA	1	*		*	*	*		*	*	*	*	12	6
EA	2			*				*	*	*	*	12	7

(1) SMR Code	(2) Federal Stock Number	(3) Description Reference Number & Mfr. code	Usable on code	(4) Unit of meas	(5) Qty. Inc. in Unit	(6) 30-day DS maint allowance (a) (b) (c)	(7) 30-day GS maint allowance (a) (b) (c)	(8) 1 yr alw Per 100 equip cntgcy plan- ning	(9) Depot maint alw per 100 Equip	(10) Illustration (a) (b) Fig Item No. no
PAHZZ	3120-843-8570	BEARING SET:SLEEVE 7376317 (19207) COMPOSED OF: 1 BEARING, FRONT 2 BEARING, INTERMEDIATE 1 BEARING, CENTER 1 BEARING, REAR		EA	1	1-20 21-50 51-100	* * *	*	*	12 8
--FZZ		PLUG,OIL:ROCKER ARM SHAFT 10777GT (31007)		EA	4					12 8
PAFZZ	5330-527-7244	GASKET:ROCKER ARM SHAFT PLUG X336 (02978)		EA	4	* * *	* * *	*	*	12 8
PAFZZ	5340-597-0306	SPRING,HELICAL,COMPRESSION:ROCKER ARM SHAFT, SHORT 61857R (31007)		EA	4	* * *	* * *	*	*	12 8
PAFZZ	3120-350-6794	BEARING,SLEEVE:ROCKER ARM 8735913 (19207)		EA	12	* * *	* * *	*	*	13 1
PAOZZ	5310-732-0559	NUT,PLAIN,HEXAGON:ROCKER ARM ADJUSTING SCREW MS51968-8 (96906)		EA	12	* * *	* * *	*	*	13 2
PAFZZ	5305-781-3927	SCREW,CAP,HEXAGON:VALVE STEM CAP MS90728-72 (96906)		EA	12	* * *	* * *	*	*	13 3
PAFZZ	5306-250-5487	BOLT:VALVE STEM CAP 8713862 (19207)		EA	12	* * *	* * *	*	*	13 4
PAFZZ	5310-637-9541	WASHER,LOCK:3/8 IN. SCREW SIZE VALVE STEM CAP MS35338-46 (96906)		EA	6	* * *	* * *	*	*	13 5
PAFZZ	2805-737-6311	ARM ASSEMBLY:ROCKER, W/ACTUATING BALL 7376311 (19207)		EA	12	* * *	* * *	*	*	13 6
PAFZZ	2805-737-5212	SPRING,HELICAL,COMPRESSION:ROCKER ARM SHAFT, LONG 7375212 (19207)		EA	4	* * *	* * *	*	*	13 7
PAFZZ	5305-846-5703	SCREW,CAP,HEXAGON:VALVE STEM CAP MS90728-70 (96906)		EA	6	* * *	* * *	*	*	13 8
--FZZ		SCREW:VALVE STEM CAP 8713861 (19207)		EA	6					13 9
PAFZZ	2805-737-6316	SHAFT ASSEMBLY:ROCKER ARM W/PLUGS 7376316 (19207)		EA	2	* * *	* * *	*	*	13 10
PAFZZ	2805-306-1810	SOCKET:ACTUATING BALL 10823GT (31007)		EA	12	* * *	* * *	*	*	13 11
PAFZZ	2805-362-0514	CAP:VALVE STEM 8680536 (19207)		EA	12	* * *	* * *	*	*	13 12
PAFZZ	2805-383-7592	LOCK:VALVE SPRING RETAINER 7376309 (19207)		EA	24	* * *	* * *	*	*	13 13
PAFZZ	5365-205-4705	RING:RETAINING,VALVE STEM 7089437 (19207)		EA	12	* * *	* * *	*	*	13 14
PAFZZ	2805-737-5229	SEAT,HELICAL COMP:VALVE SPRING 7375227 (19207)		EA	6	* * *	* * *	*	*	13 15
PAFZZ	5360-209-9055	SPRING:HELICAL COMPRESSED INNER 7375227 (19207)		EA	12	* * *	* * *	*	*	13 16
PAFZZ	5360-737-5230	SPRING:HELICAL COMPRESSED OUTER 7375230 (19207)		EA	1	* * *	* * *	*	*	13 17
PAFZZ	2805-737-5209	ROTOCAP ASSEMBLY:EXHAUST VALVE 7375209 (19207)		EA	6	* * *	* * *	*	*	13 18
PAFZZ	2805-737-6310	VALVE:EXHAUST 7376310 (19207)		EA	6	* * *	* * *	*	*	13 19
PAFZZ	2805-362-0531	VALVE:INTAKE 61880R1 (31007)		EA	6	* * *	* * *	*	*	13 20
PAFZZ	2805-395-7753	TAPPET:POPPET VALVE R6001242 (02978)		EA	12	* * *	* * *	*	*	13 21
PAFZZ	2805-143-6567	GUIDE:VALVE TAPPET R6001240 (02978)		EA	12	* * *	* * *	*	*	13 22
PAFZZ	2805-374-4134	ROD ASSEMBLY:PUSH,VALVE 11022GT (31007)		EA	12	* * *	* * *	*	*	13 23
PAFZZ	2805-741-1054	SCREW,ADJUSTING:COVER ARM 7411054 (19207)		EA	12	* * *	* * *	*	*	13 24
XBFZZ		SUPPORT,ROCKER ARM:8758540 (19207)		6						13 25
PAFZZ	5315-224-2210	PIN:ROCKER ARM SHAFT SUPPORT R6001201 (02978)		EA	2	* * *	* * *	*	*	13 26

KFFZZ		PACKING,PREFORMED:INTAKE VALVE 7375207 (19207)	6		13	30
PAFZZ	2805-737-5225	SEAT:INTAKE VALVE SPRING 7375225 (19207)	EA 6 *	* * *	* * * * 13	31
PAFZZ	2805-383-7615	CRAB:TAPPET BUSHING R6001301 (02978)	EA 6 *	* * *	* * * * 13	32
PAFZZ	5305-269-2806	SCREW,CAP,HEXAGON HEAD:CRAB MTG 3/8-1GUNC-2A X 1 3/8 MS90726-63 (96906)	EA 6 *	* * *	* * * * 13	33
0106-ENGINE LUBRICATION SYSTEM						
PAOZZ	2805-737-6336	SUPPORT:OIL LEVEL GAGE 7376336 (19207)	EA 1 *	* * *	* * * * 14	1
PAOZZ	5330-737-6332	PACKING,PREFORMED:OIL GAGE ROD 7376332 (19207)	EA 1 *	* * *	* * * * 14	2
PAOZZ	2805-737-6338	GAGE:OIL LEVEL 7376338 (19207)	EA 1 *	* * *	* * * * 14	3
PAOZZ	2805-695-7196	BREATHER:W/OIL FILLER 7538675 (19207)	EA 1 *	* * *	* * * * 14	4
PAOZZ	2805-737-6331	BRACKET:BREATHER MTG 7376331 (19207)	EA 1 *	* * *	* * * * 14	5
PAOZZ	5310-637-9541	WASHER,LOCK:BRACKET MTG MS35338-46 (96906)	EA 2 *	* * *	* * * * 14	6
PAOZZ	5310-732-0558	NUT,PLAIN,HEXAGON:BRACKET MTG MS51967-8 (96906)	EA 2 *	* * *	* * * * 14	7
PAOZZ	2805-040-2263	TUBE:OIL BREATHER 7376335 (19207)	EA 1 *	* * *	* * * * 14	8
PAOZZ	4730-246-9205	ELBOW,PIPE TO TUBE:CRANKCASE TO BREATHER, 3/4 TUBE TO 1/2 PIPE MS39171-9 (96906)	EA 1 *	* * *	* * * * 14	9
--OZZ		CONNECTOR:TUBE TO BREATHER 144391 (21450)	1		14	10
PAOZZ	5307-206-5452	STUD,PLAIN:BRACKET MTG X19006 (02978)	EA 2 *	* * *	* * * * 14	11
PAOZZ	4730-908-3194	CLAMP,HOSE:AIR CLEANER TO CRANKCASE VENT LINE HOSE 502913 (21450)	EA 2 *	* * *	* * * * 15	1
PAOZZ	4720-248-1231	HOSE,RUBBER:COOLANT LINE ZZH428 (81348)	FT V *	* * *	* * * * 15	2
PAOZZ	4730-278-0190	ELBOW:VENT LINE 137424 (21450)	EA 1 *	* * *	* * * * 15	3
PAOZZ	4710-277-4515	TUBE,COPPER:METERING VALVE TO MANIFOLD VENT LINE 8689209 (19207)	FT V *	* * *	* * * * 15	4
PAOZZ	4730-188-1854	NIPPLE,PIPE:MANIFOLD TO CYLINDER HEAD COVER VENT LINE 105407 (24617)	EA 1 *	* * *	* * * * 15	5
PAOZZ	4730-541-3369	COUPLING PIPE:MANIFOLD TO CYLINDER HEAD COVER VENT LINE 444347 (24617)	EA 1 *	* * *	* * * * 15	6
PAOZZ	4730-277-9615	TEE,PIPE:CRANKCASE VENT LINE 444552 (24617)	EA 1 *	* * *	* * * * 15	7
PAOZZ	4730-221-2137	PLUG,PIPE:CRANKCASE VENT LINE MS20913-2S (96906)	EA 1 *	* * *	* * * * 15	8
PAOZZ	4730-188-1854	NIPPLE,PIPE:OIL PRESSURE TRANSMITTER 105407 (21450)	EA 1 *	* * *	* * * * 16	1
PAOZZ	4730-202-6491	BUSHING,PIPE:OIL PRESSURE TRANSMITTOR 119928 (21450)	EA 1 *	* * *	* * * * 16	2
PAOZZ	6620-634-8945	TRANSMITTER,PRESSURE:OIL, 60 PSI 1507980 (70040)	EA 1 *	* * *	* * * * 16	3
PAOZZ	4730-249-2029	TEE,PIPE,STRAIGHT:OIL PRESSURE TRANSMITTER, 1/4 IN. 105417 (21450)	EA 1 *	* * *	* * * * 16	4
PAOZZ	4730-288-8572	PLUG,PIPE:OIL PRESSURE TRANSMITTER 03866 (24617)	EA 1 *	* * *	* * * * 16	5
PAOOZ	2940-505-6714	FILTER ASSEMBLY:OIL MS35342-1 (96906)	EA 2 *	* * *	* * * * 17	1
--OZZ		FITTING:OIL FILTER 5323545 (19207)	1		17	2
PAOZZ	5310-297-6078	WASHER,FLAT:COVER SCREW 853269 (24617)	EA 1 *	* * *	* * * * 17	3
PAOZZ	2940-708-9606	COVER:OIL FILTER 7089606 (19207)	EA 1 *	* * *	* * * * 17	4
PAOZZ	5330-599-1285	WASHER,NONMETALLIC:OIL FILTER COVER BB1414 (50513)	EA 1 *	* * *	* * * * 17	5
PAOZZ	2940-708-9606	SPRING,HELICAL COMPRESSION:OIL FILTER 5323547 (19207)	EA 1 *	* * *	* * * * 17	6
PAOZZ	2940-141-9026	FILTER ELEMENT,FLUID,PRESSURE:MS35345-1 (96906)	EA 1 *	* * *	* * * * 17	7
--OZZ		TUBE:OIL FILTER 5323537 (19207)	1		17	8
PAOZZ	5306-637-8665	BOLT,INTERNALLY RELIEVED:OIL FILTER 7340258 (19207)	EA 1	* * *	* * * * 17	9
PAOZZ	2940-532-3535	PLATE,OIL FILTER ELEMENT 5323535 (19207)	EA 1 *	* * *	* * * * 17	10

(1) SMR Code	(2) Federal Stock Number	(3) Description Reference Number & Mfr. code	Usable on code	(4) Unit of meas	(5) Qty. Inc. in Unit	(6) 30-day DS maint allowance			(7) 30-day GS maint allowance			(8) 1 yr alw Per 100 equip cntgcy plan- ning	(9) Depot maint alw per 100 Equip	(10) Illustration	
						(a)	(b)	(c)	(a)	(b)	(c)			(a) Fig No.	(b) Item no
						1-20	21-50	51-100	1-20	21-50	51-100				
XAOZZ		PLUG,PIPE:OIL FILTER 5323538 (19207)		EA	1									17	11
PAOZZ	2940-626-2431	SHELL:OIL FILTER ASSEMBLY 6262431 (19207)		EA	1	*	*	*	*	*	*	*	*	17	12
PAOZZ	5330-202-3713	WASHER,NONMETALLIC:SHELL TO BASE 5323534 (19207)		EA	1	*	*	*	*	*	*	*	*	17	13
PAOZZ	4730-954-1281	PLUG,PIPE:OIL FILTER DRAIN MS49005-4 (96906)		EA	1	*	*	*	*	*	*	*	*	17	14
XAOZZ		BASE:OIL FILTER ASSEMBLY 3201-250 (40095)			1									17	15
PAOZZ	5310-768-0318	NUT,PLAIN,HEXAGON:OIL FILTER MTG MS51967-14 (96906)		EA	5	*	*	*	*	*	*	*	*	17	16
PAOZZ	5310-637-9541	WASHER,LOCK:OIL FILTER MTG MS35338-46 (96906)		EA	5	*	*	*	*	*	*	*	*	17	17
PAOZZ	2940-630-6899	GASKET:BASE TO CYLINDER BLOCK 7376323 (19207)		EA	1	*	*	*	*	*	*	*	*	17	18
--FZZ		SCREW,CAP,HEXAGON HEAD:HOUSING TO CRANKCASE 3/8-16UNC-2A X 6 1/4 116399 (19207)			1									18	1
PAFZZ	5310-732-0558	NUT,PLAIN,HEXAGON:OIL COOLER MTG 3/8-16NC MS51967-8 (96906)		EA	18	*	*	*	*	*	*	*	*	18	2
PAFZZ	5310-595-7237	WASHER,LOCK:OIL COOLER MTG 3/8 SCREW SIZE MS35333-42 (96906)													
PAFZZ	5330-599-5472	GASKET:HOUSING TO CRANKCASE 105451 (21450)													
XAFZZ		HOUSING ASSEMBLY:OIL COOLER 10871129 (19207)													
PAFZZ	5307-038-1942	STUD,PLAIN:OIL COOLER HOUSING X19002 (02978)													
PAFZZ	2805-737-6325	HOUSING:OIL COOLER 7376325 (19207)													
PAFZZ	2805-621-1110	GASKET:HOUSING TO COOLER 7375220 (19207)													
PAFZZ	5310-732-0558	WASHER,LOCK:COOLER CORE TO CRANKCASE SCREW SIZE MS35338-46 (96906)													
PAFZZ	2805-737-6324	COOLER ASSEMBLY,OIL:7376324 (19207)													
PAFZZ	2930-362-0570	GASKET:OIL COOLER TO CYLINDER BLOCK R600L307 (02978)													
PAFFZ	2805-737-6322	PUMP ASSEMBLY:OIL 7376322 (19207)													
PAFZZ	4730-277-9166	ELBOW,PIPE:OIL INLET LINE TO OIL PUMP 444903 (21450)													
PAFZZ		COVER:OIL PUMP 8758502 (19207)													
PAFZZ	2805-098-6606	GASKET:OIL PUMP COVER 8398204 (19207)													
--FZZ		NUT,PLAIN,HEXAGON:PLUNGER,ADJUSTING SCREW MS35690-504 (96906)													
PAFZZ	2805-310-3849	SCREW,ADJUSTING:PRESSURE RELIEF PLUNGER R600L266 (14351)													
XAFZZ		SPRING:PRESSURE RELIEF PLUNGER 8713868 (19207)													
PAFZZ	5315-598-6887	PIN,STRAIGHT,HEADLESS:IDLER GEAR R600L203 (14351)													
PAFZZ	5305-296-4511	SCREW,CAP,HEXAGON HEAD:PUMP MTG 3/8-16 X 1 3/8 MS90725 (96906)													
PAFZZ	5310-637-9541	WASHER,LOCK:PUMP MTG 3/8 IN. MS35338-46 (96906)													
XAFZZ		HOUSING:OIL PUMP 8758538 (19207)													
PAFZZ	2805-737-5226	SHAFT:OIL PUMP DRIVE 7375226 (19207)													
PAFZZ	5315-616-5526	KEY,WOODRUFF:IMPELLER TO SHAFT MS35756-8 (96906)													
PAFZZ	2805-374-4146	VALVE,RELIEF:OIL PUMP R600L266 (02978)													
XAFZZ		IMPELLER:OIL PUMP 7974829 (19207)													

PAFZZ	5310-582-5965	WASHER,LOCK:PUMP COVER MTG 3/8 MS35338-44 (96906)	EA 4 *	* * *	* * * *	19	16
PAFZZ	5305-225-3840	SCREW,CAP,HEXAGON HEAD:PUMP COVER MTG MS90725-7 (96906)	EA 1 *	* * *	* * * *	19	17
PAFZZ	5305-071-2237	SCREW,CAP,HEXAGON HEAD:PUMP COVER MTG MS90725-14 (96906)	EA 3 *	* * *	* * * *	19	18
PAFZZ	2805-737-6321	FLOAT:OIL PUMP 7376321 (19207)	EA 1 *	* * *	* * * *	19	19
PAFZZ	5315-012-0123	WIRE,LOCK:COVER MTG SCREWS MS20995F41-12 (96906)	FT V *	* * *	* * * *	19	20
PAFZZ	2805-343-5482	PIN,COTTER:FLOAT TO TUBE 1/8 X 1 1/4 MS24665-355 (96906)	EA 1 *	* * *	* * * *	19	21
PAFZZ	5330-362-0541	TUBE,OIL:W/ELBOW,COVER TO FLOAT 8716915 (19207)	EA 1 *	* * *	* * * *	19	22
PAFZZ	5306-286-1475	GASKET:OIL PAN R600B400 (14351)	EA 1 *	* * *	* * * *	20	23
		BOLT,ASSEMBLED WASHER:OIL PAN MTG 3/8-16X1 1/8 9409111 (24617)	EA 28 *	* * *	* * * *	20	1
PAFZZ	2805-737-6340	PAN ASSEMBLY,OIL:W/GASKET AND PLUG 7376340 (19207)	EA 1 *	* * *	* * * *	20	2
PAOZZ	4730-968-6129	PLUG,PIPE,MAGNETIC:OIL DRAIN 3/4 NPTF 502398 (21450)	EA 1 *	* * *	* * * *	20	3
PAOZZ	2815-131-5527	GASKET:OIL PAN DRAIN PLUG W4B108 (14351)	EA 1 *	* * *	* * * *	20	4
PAFZZ	5307-741-3421	STUD,PLAIN:OIL PAN HAND HOLE COVER 7413421 (19207)	EA 8 *	* * *	* * * *	20	5
--FZZ		PAN,OIL:8758490 (19207)	1			20	6
PAFZZ	5310-637-9541	WASHER,LOCK:HAND HOLE COVER 1/8 IN. MS35338-46 (96906)	EA 8 *	* * *	* * * *	20	7
PAFZZ	5310-732-0558	NUT,PLAIN,HEXAGON:HAND HOLE COVER 3/8-16 MS1967-8 (96906)	EA 8 *	* * *	* * * *	20	8
--FZZ		COVER:OIL PAN HAND HOLE 8758545 (19207)	1			20	9
PAFZZ	5330-737-6339	GASKET:OIL PAN HAND HOLE 7376639 (19207)	EA 1 *	* * *	* * * *	20	10
PAOZZ	2805-621-3009	NONILLUSTRATED ITEMS	EA 1 *	* * *	* * * *		11
PAOZZ	4730-270-4620	ADAPTER,CRANKCASE BREATHER:7017453 (19207)	EA 1 *	* * *	* * * *		
		ADAPTER,STRAIGHT PIPE TO TUBE: BR, 1/2-14 NPT, MALE END, 3/4 OD TUBE END;CRANKCASE VENT LINE TO TEE 144391 (24617)	EA 1 *	* * *	* * * *		
PAOZZ	4730-288-9953	ADAPTER,STRAIGHT PIPE TO TUBE:INVERTED FLARE,BR, 1/4 NPTF MALE END, 5 3/4 16 OD TUBE, VENTILIATING VALVE 187343 (12204)	EA 1 *	* * *	* * * *		
PAFZZ	4730-540-2612	ADAPTER,STRAIGHT PIPE TO TUBE:INVERTED FLARE,BR, 1/8 NPTF MALE END, 1/4 OD TUBE; VALVE TO AIR AND VACUUM LINE 200X4 (79470)	EA 2 *	* * *	* * * *		
PAOZZ	5340-737-6452	BRACKET,ANGLE:VENTILATING VALVE CONTROL CLIP 7376452 (19207)	EA 1 *	* * *	* * * *		
PAOZZ	5340-720-6213	CLAMP,LOOP:1/2 TUBE, 3/8 BOLT SIZE;AIR CLEANER TO VENT TEE MS21333-59 (96906)	EA 1 *	* * *	* * * *		
PAOZZ	4730-640-1051	ELBOW,PIPE:STREET;STRAIGHT; 1/8 IN. DISTRIBUTOR TO CRANKCASE 120401 (18876)	EA 1 *	* * *	* * * *		
PAFZZ	4730-277-8273	ELBOW,PIPE TO TUBE:FLARED TUBE,INVERTED; 90 DEG 1/4 IN. TUBE, 1/8 IN. MALE PIPE;CARBURETOR TO VALVE AND GOVERNOR TO VALVE 137421 (24617)	EA 2 *	* * *	* * * *		
PAOZZ	4730-221-6215	ELBOW,PIPE TO TUBE:90 DEG, 1/2 IN. TUBE, 3/8 IN. MALE PIPE VENT TEE TO AIR CLEANER VENT 28507 (78640)	EA 1 *	* * *	* * * *		
PAOZZ	4730-277-8274	ELBOW,PIPE TO TUBE:FLARED TUBE,INVERTED,90DEG,3/8 IN. TUBE, 1/4 IN. MALE PIPE 11660814-21 (19207)	EA 1 *	* * *	* * * *		

(1) SMR Code	(2) Federal Stock Number	(3) Description Reference Number & Mfr. code	Usable on code	(4) Unit of meas	(5) Qty. Inc. in Unit	(6) 30-day DS maint allowance (a) (b) (c)			(7) 30-day GS maint allowance (a) (b) (c)			(8) 1 yr alw Per 100 equip cntgcy plan- ning	(9) Depot maint alw per 100 Equip	(10) Illustration (a) (b) Fig Item No. no	
MFOZZ		LINE:VACUUM,THREE WAY VALVE TO SPINNDER VALVE		EA	1										
PAFZZ	4730-014-2433	MANUFACTURE FROM: INVERTED NUT, TUBE COUPLING: 142433 (21450)		EA	2	*	*	*	*	*	*	*	*		
PAFZZ	4710-277-4532	TUBING,COPPER:WWT799 (81348)		FT	V	*	*	*	*	*	*	*	*		
PAOZZ	4720-128-0407	HOSE,OIL PRESSURE: DISTRIBUTOR TO CRANKCASE VENTILATING VALVE 51171R1 (31007)		EA	1	*	*	*	*	*	*	*	*		
PAOZZ	5310-732-0558	NUT,PLAIN,HEXAGON:3/8-16 MS51967-8 (96906)		EA	2	*	*	*	*	*	*	*	*		
PAOZZ	4730-013-7398	INVERTED NUT,TUBE COUPLING:5/16 OD TUBE PC96 (80064)		EA	4	*	*	*	*	*	*	*	*		
PAFZZ	4730-014-2432	INVERTED NUT,TUBE COUPLING:1/4 OD TUBE 142432 (12204)		EA	4	*	*	*	*	*	*	*	*		
PAFZZ	4730-014-2433	INVERTED NUT,TUBE COUPLING:3/8 OD TUBE 14233 (21450)		EA	2	*	*	*	*	*	*	*	*		
PAOZZ	5310-689-3862	NUT,SPECIAL,TUBE COUPLING:7/16 OD TUBE AIR CLEANER TO CRANKCASE VENT 142435 (21450)		EA	2	*	*	*	*	*	*	*	*		
PAOZZ	4730-014-2434	INVERTED NUT, TUBE COUPLING:7/16 OD TUBE CYLINDER HEAD COVER VALVE TO MANIFOLD VENT LINE 142434 (24617)		EA	2	*	*	*	*	*	*	*	*		
PAOZZ	4730-288-9430	TEE,PIPE,STREET:1/2 IN,:CYLINDER HEAD COVER TO AIR CLEANER VENT LINE WWP521 (81348)		EA	1	*	*	*	*	*	*	*	*		
PAOZZ	4710-335-2610	TUBE,STEEL:3/8 OD S5281 (04741)		FT	V	*	*	*	*	*	*	*	*		
PAOZZ	4710-277-5526	TUBE,COPPER:5/16 OD 8689207 (19207)		FT	V	*	*	*	*	*	*	*	*		
PAOZZ	4710-277-5529	TUBE,COPPER:1/2 OD WWT775 (81348)		FT	V	*	*	*	*	*	*	*	*		
PAOZZ	4710-277-7748	TUBE,COPPER:3/4 OD WWT799 (81348)		FT	V	*	*	*	*	*	*	*	*		
PAOZZ	4710-277-5525	TUBE,COPPER:1/4 OD BB3338 (50513)		FT	V	*	*	*	*	*	*	*	*		
PAOZZ	4730-278-8888	UNION:FLARED TUBE,INVERTED,3/8 IN. 137415 (21450)		EA	3	*	*	*	*	*	*	*	*		
PAOZZ	4720-740-9405	LINE,FLEXIBLE:SHUTOFF VALVE TO FUEL LINES 7409405 (19207)		EA	3	*	*	*	*	*	*	*	*		
--OZZ		0108-MANIFOLDS			1									21	1
PAOZZ	2805-737-6347	SHIELD:MANIFOLD 8758559 (19207)		EA	1	*	*	*	*	*	*	*	*	21	2
--OZZ		MANIFOLD:INTAKE 7376347 (19207)			6									21	3
PAOZZ	2805-308-8377	CRAB:MANIFOLD MTG 8758550 (19207)		EA	2	*	*	*	*	*	*	*	*	21	4
PAOZZ	5310-913-5474	GASKET:EXHAUST MANIFOLD 8398207 (19207) NUT,PLAIN,HEXAGON:EXHAUST AND INTAKE MANIFOLD MTG, 1/2-13 MS51969-5 (96906)		EA	15	*	*	*	*	*	*	*	*	21	5
--OZZ		CRAB:MANIFOLD MTG 8758546 (19207)			1									21	6
PAOZZ	2805-737-6346	MANIFOLD,EXHAUST:CENTER 7376346 (19207)		EA	1	*	*	*	*	*	*	*	*	21	7
PAOZZ	2805-737-6344	MANIFOLD,EXHAUST:REAR 7376344 (19207)		EA	1	*	*	*	*	*	*	*	*	21	8
--OZZ		WASHER,LOCK:MANIFOLD MTG 10871148 (19207)			4									21	9
-OZZ		CRAB:MANIFOLD MTG 8758549 (19207)			2									21	10

PAOZZ	2805-428-5708	SEAL RING, METAL:MANIFOLD 7376348 (19207)	EA	4	*	*	*	*	*	*	21	11
PAOZZ	5310-995-8921	WASHER,FLAT:EXHAUST MANIFOLD TO INTAKE MANIFOLD 3X828110 (14351)	EA	3	*	*	*	*	*	*	21	12
PAOZZ	5305-071-1780	SCREW,CAP,HEXAGON HEAD:EXHAUST MANIFOLD TO INTAKE MANIFOLD 1/2-13X5 MS90725-127 (96906)	EA	1	*	*	*	*	*	*	21	13
PAOZZ	5307-737-6343	STUD,PLAIN:EXHAUST MANIFOLD 7376343 (19207)	EA	2	*	*	*	*	*	*	21	14
PAOZZ	5305-782-9494	SCREW,CAP,HEXAGON HEAD:EXHAUST MANIFOLD TO INTAKE MANIFOLD 1/2-13X1 3/4 MS90725-114 (96906)	EA	2	*	*	*	*	*	*	21	15
PAOZZ	2805-737-6345	MANIFOLD,EXHAUST:FRONT 7376345 (19207)	EA	1	*	*	*	*	*	*	21	16
--OZZ		CRAB:INTAKE MANIFOLD MTG 8332125 (19207)		2							21	17
--OZZ		PLUG,PIPE:INTAKE MANIFOLD MS20913-5 (96906)		1							21	18
PAOZZ	4730-057-5555	PLUG,PIPE:INTAKE MANIFOLD PRIMER HOLES 3/8 IN. MS49005-6 (96906)	EA	1	*	*	*	*	*	*	21	19
PAOZZ	5307-023-4666	STUD,PLAIN:INTAKE MANIFOLD 8758513 (19207)	EA	1	*	*	*	*	*	*	21	20
PAOZZ	5307-023-4685	STUD,PLAIN:INTAKE MANIFOLD 8758516 (19207)	EA	1	*	*	*	*	*	*	21	21
PAOZZ	2990-737-6349	SPACER:EXHAUST MANIFOLD 7376349 (19207)	EA	1	*	*	*	*	*	*	21	22
GROUP 02-CLUTCH												
0200-CLUTCH ASSEMBLY												
PAFZZ	5305-269-3216	SCREW,CAP,HEXAGON HEAD:PRESSURE PLATE MTG MS90725-66 (96906)	EA	8	*	*	*	*	*	*	22	1
PAFZZ		WASHER,FLAT:PRESSURE PLATE MTG 7003999 (19207)	EA	8	*	*	*	*	*	*	22	2
PAFZZ	2520-097-4152	CLUTCH HALF, FRICTION: 8735507 (19207)	EA	1	*	*	*	*	*	*	22	3
PAFZZ	2520-097-3197	DISK,CLUTCH:W/FACING 8735503 (19207)	EA	1	*	*	*	*	*	*	22	4
PAFZZ	3110-144-8637	BEARING,BALL,ANNULAR:A277742 (19207)	EA	1	*	*	*	*	*	*	22	5
GROUP 03-FUEL SYSTEM												
0301-CARBURETOR												
PAOFF	2910-562-0441	CARBURETOR,FLOAT:W/GOVERNOR AND ANTIDIESELING VALVE 8331877 (19207)	EA	1	*	*	*	*	*	*	23	1
PAOZZ	5330-459-7396	GASKET:CARBURETOR MTG 7409124 (19207)	EA	2	*	*	*	*	*	*	23	2
XBOZZ		INSULATOR:CARBURETOR MTG 5214355 (19207)		1							23	3
PAOZZ	5310-959-1488	NUT,SELF-LOCKING,HEXAGON:CARBURETOR MTG 3/8-24 THD SIZE MS51922-21 (96906)	EA	6	*	*	*	*	*	*	23	4
PAFZZ	5305-880-5937	SCREW,MACHINE:FIL-HD, 5/16-24UNF-2A X 3/4 COVER TO CHOKE VALVE BODY MS35266-96 (96906)	EA	6	*	*	*	*	*	*	24	1
PAFZZ	5310-740-9154	WASHER,FLAT:COVER TO CHOKE VALVE BODY 7409127 (19207)	EA	6	*	*	*	*	*	*	24	2
XAFZZ		GASKET:MAIN BODY 7409127 (19207)		1							24	3
PAFZZ	5305-984-6211	SCREW,MACHINE:MAIN BODY MS35206-264 (96906)	EA	2	*	*	*	*	*	*	24	4
PAFZZ	5310-947-5388	WASHER,FLAT:MAIN BODY LS5984D3H (98897)	EA	2	*	*	*	*	*	*	24	5
XAFZZ		COVER:MAIN BODY 7409119 (19207)		1							24	6
XAFZZ		PLUG:MAIN BODY COVER 7R38 (29092)		1							24	7
XAFZZ		GASKET:AIR VENT PASSAGE 7409123 (19207)		1							24	8
XAFZZ		GASKET:MAIN BODY COVER 7409128 (19207)		1							24	9
XAFZZ		RETAINER:PISTON 46R257 (29092)		1							24	10
XAFZZ		SEAL:PISTON 27R80 (29092)		1							24	11

(1) SMR Code	(2) Federal Stock Number	(3) Description Reference Number & Mfr. code	(4) Unit of meas	(5) Qty. Inc. in Unit	(6) 30-day DS maint allowance (a) (b) (c)			(7) 30-day GS maint allowance (a) (b) (c)			(8) 1 yr alw Per 100 equip cntgcy plan- ning	(9) Depot maint alw per 100 Equip	(10) Illustration (a) (b) Fig Item No. no		
					1-20	21-50	51-100	1-20	21-50	51-100					
PAFZZ	2910-740-9140	KIT:REPAIR:CARBURETOR 7409140 (19207) COMPOSED OF: 1 PISTON, ECONOMIZER, W.STEM ASSEMBLY 2 JET, MAIN 1 JET,POWER 2 TUBE,MAIN WELL 2 TUBE,HOLE 1 RETAINER,ACCELERATING PUMP LINK PIN 1 PISTON, ACCELERATING PUMP 1 SPRING, ACCELERATING PUMP DISCHARGE VALVE 1 SHAFT, FLOAT 2 RETAINER, FLOAT RING 1 SPRING, FLOAT 1 BALL, ACCELERATING PUMP DISCHARGE 1 BALL, CHECK ACCELERATING PUMP 1 DIAPHRAGM ASSY, W/ROD 1 LINK, ACCELERATING PUMP 2 RETAINER, ACCELERATING PUMP LINK PIN 2 VALVE, NEEDLE,IDLE 1 GASKET SET,CARBURETOR 1 PIN,COTTER,DIAPHRAGM ROD 1 SPRING,CHECK VALVE RETAINER 1 VALVE ASSEMBLY,FUEL INLET W/SEAT	EA	1	*	*	*	*	*	*	*	*		24	12
													24	12*1	
													24	12*2	
													24	12*3	
													24	12*4	
													24	12*5	
													24	12*6	
													24	12*7	
													24	12*8	
													24	12*9	
													24	12*10	
													24	12*11	
													24	12*12	
													N/I		
													N/I		
													N/I		
													N/I		
													N/I		
													N/I		
XAFZZ	2910-740-9125	GASKET:FLOAT LEVER 7409125 (19207)		1									24	13	
XAFZZ		BRACKET:FLOAT LEVER 7409115 (19207)		1									24	14	
PAFZZ	5305-022-8292	SCREW,ASSEMBLED WASHER:RD-HD EXT. TEETH LOCK WASHER, NO.6 0.138-32NC-2A X 5/16 FLOAT LEVER BRACKET 228292 (21450)	EA	2									24	15	
XAFZZ	2910-740-9126	GASKET: FLOAT VALVE 7409126 (19207)		1									24	16	
XAFZZ		VALVE:FLOAT 23R90 (29092)		1									24	17	
XAFZZ		FLOAT:LEVER 7409122 (19207)		1									24	18	
XAFZZ		RETAINER:PUMP NOZZLE 7409179 (19207)		1									24	19	
XAFZZ		GASKET:PUMP NOZZLE RETAINER 7712420 (19207)		1									24	20	
XAFZZ		NOZZLE:CARBURETOR 7409166 (19207)		1									24	21	
XAFZZ		GASKET: CARBURETOR NOZZLE 8R120 (29092)		1									24	22	
PAFZZ	2910-740-9112	BODY:MAIN,CARBURETOR 7409112 (19207)	EA	1	*	*	*	*	*	*	*	*	24	23	
XAFZZ		WASHER,PISTON:7412509 (19207)		1									24	24	
PAFZZ	5305-993-2461	SCREW,MACHINE:FIL-HD,1/4-28UNF-2A X 3/4 COVER TO MAIN BODY 189137 (96906)	EA	4	*	*	*	*	*	*	*	*	24	25	
PAFZZ	5305-993-2458	SCREW,MACHINE:FIL, HD, 1/4-28UNF-2A X 1 3/4 COVER TO MAIN BODY MS35207-286 (969060)	EA	1	*	*	*	*	*	*	*	*	24	26	

XAFZZ		WASHER:MAIN BODY 7409155 (19207)	5			24	27
XAFZZ		GASKET:MAIN BODY 7409129 (19207)	5			24	28
XAFZZ		WASHER:PISTON RETAINER 46R259 (29092)	1			24	29
XAFZZ		SPRING:PISTON 38R72 (29092)	1			24	29
XAFZZ		SEAT:VALVE 20R116 (29092)	1			24	31
XAFZZ		RING:PACKING RETAINER 7409183 (19207)	1			24	32
PAFZZ	2910-753-9057	RETAINER:PACKING 7539057 (19207)	EA 1 *	* * *	* * * *	24	33
XAFZZ		PACKING: MAIN BODY 7529183 (19207)	1			24	34
XAFZZ		WASHER:CARBURETOR ROD SPRING 7529183 (19207)	1			24	35
PAFZZ	5340-735-1164	SPRING:HELICAL COMP CARBURETOR ROD 7351164 (19207)	EA 1 *	* * *	* * * *	24	36
PAFZZ	2910-740-9184	ROD:CARBURETOR ASSY 74091784 (19207)	EA 1 *	* * *	* * * *	24	37
PAFZZ	5305-285-4575	SCREW,MACHINE:CHOKE VALVE PLATE LEVER SWIVEL NO. 12-24NC X 9/16 591178 (21450)	EA 2 *	* * *	* * * *	25	1
PAFZZ	5305-984-6192	SCREW,MACHINE:CHOKE VALVE PLATE LEVER SWIVEL NO. 8-32NC X 7/16 MS35206-244 (96906)	EA 1 *	* * *	* * * *	25	2
PAFZZ	2910-740-9141	LEVER ASSEMBLY,CHOKE: 7409141 (19207)	EA 1 *	* * *	* * * *	25	3
XAFZZ		BRACKET ASSEMBLY, CARBURETOR: 740914 (19207)	1			25	4
XAFZZ		SHAFT,CARBURETOR AIR HORN: 7409250 (19207)	1			25	5
PAFZZ	5305-984-6211	SCREW,MACHINE:COVER TO CHOKE VALVE BODY NO. 10-24 NC X 5/8 MS35206-264 (96906)	EA 1 *	* * *	* * * *	25	6
XAFZZ		PLATE ASSEMBLY,CHOKE: 7411056 (19207)	1			25	7
XAFZZ		BUSHING,SLEEVE:CHOKE VALVE SHAFT 7409116 (19207)	1			25	8
XAFZZ		PACKING:CHOKE VALVE SHAFT 7409170 (19207)	1			25	9
XAFZZ		BUSHING:CHOKE VALVE SHAFT 13R136 (29092)	2			25	10
XAFZZ		HORN ASSEMBLY,AIR:CARBURETOR 7409134 (19207)	1			25	11
PAFZZ	2910-740-9149	VENTURI:CARBURETOR 7409149 (19207)	EA 2			25	12
XAFZZ		PLUG:AIR HORN 7R55 (29092)	1			25	13
XAFZZ		ELBOW: AIR HORN 137421 (21450)	1			25	14
PAFZZ	2910-338-1383	SEAL,CARBURETOR:7539052 (19207)	EA 1 *	* * *	* * * *	25	15
KFFZZ		RETAINER:ACCELERATING PUMP LINK PIN 38R22 (29092)	2			25	16
KFFZZ		LINK:ACCELERATING PUMP 7409165 (19207)	1			25	17
XAFZZ		NUT,PLAIN,HEXAGON:TRUNNION MTG 7409168 (19207)	1			25	18
PAFZZ	5310-193-7574	WASHER,LOCK:TRUNNION MTG NO. 12 SCREW SIZE FFW100 (81348)	EA 1 *	* * *	* * * *	25	19
PAFZZ	2910-740-9258	TRUNNION,CARBURETOR:7409256 (19207)	EA 1 *	* * *	* * * *	25	20
XAFZZ		STUD,PLAIN:AIR HORN MTG 7409256 (19207)	4			25	21
XAFZZ		GASKET:AIR HORN MTG 7409132 (19207)	1			25	22
PAFZZ	5305-995-3440	SCREW,MACHINE:CHOKE VALVE PLATE STOP MTG NO. 10-32NF X 1 3/4 MS35207-270 (96906)	EA 1 *	* * *	* * * *	25	23
PAFZZ	5310-934-9751	NUT,PLAIN,HEXAGON:CHOKE VALVE PLATE STOP NO. 10-32NF MS35650-302 (96906)	EA 2 *	* * *	* * * *	25	24
PAFZZ	5310-947-5388	WASHER,FLAT:CHOKE VALVE PLATE STOP LS5984D311 (98897)	EA 1 *	* * *	* * * *	25	25
PAFZZ	5310-721-7809	WASHER,LOCK:CHOKE WIRE CLAMP BRACKET NO. 10 MS35340-43 (96906)	EA 3 *	* * *	* * * *	25	26
PAFZZ	5305-984-6210	SCREW,MACHINE:CHOKE WIRE CLAMP BRACKET NO. 10-23 NC X 1/2 MS35206 (96906)	EA 2 *	* * *	* * * *	25	27
XAFZZ		SEAL THROTTLE SHAFT: 7409198 (19207)	2			26	1
PAFZZ	5310-273-7677	WASHER,FLAT:THROTTLE SHAFT 7409182 (19207)	EA 2 *	* * *	* * * *	26	2

(1) SMR Code	(2) Federal Stock Number	(3) Description Reference Number & Mfr. code	Usable on code	(4) Unit of meas	(5) Qty. Inc. in Unit	(6) 30-day DS maint allowance (a) (b) (c)			(7) 30-day GS maint allowance (a) (b) (c)			(8) 1 yr alw Per 100 equip cntgcy plan- ning	(9) Depot maint alw per 100 Equip	(10) Illustration (a) (b) Fig Item No. no	
XAFZZ		SPRING:THROTTLE SHAFT 38R192 (29092)			2									26	3
XAFZZ		BEARING:THROTTLE SHAFT 7409111 (19207)			2									26	4
PAFZZ	2910-740-9252	SHAFT,THROTTLE: 7409252 (19207)		EA	1	*	*	*	*	*	*	*	*	26	5
XAFZZ		WASHER,NEEDLE VALVE: 7409151 (19207)			2									26	6
PAFZZ	2910-041-0972	VALVE,NEEDLE: IDLE 7539030 (19207)		EA	2	*	*	*	*	*	*	*	*	26	7
PAFZZ	2910-361-3264	SPRING,HELICAL,COMPRESSION:IDLE ADJUSTING VALVE 7351165 (19207)		EA	2	*	*	*	*	*	*	*	*	26	8
XAFZZ		GASKET:NEEDLE VALVE 7539051 (29092)			2									26	9
XAFZZ		BODY:CARBURETOR THROTTLE 12R854 (29092)			1									26	10
XAFZZ		LEVER AND SHAFT ASSEMBLY: HOUSING 7409142 (19207)			1									26	11
XAFZZ		GASKET:THROTTLE LEVER 7409131 (19207)			1									26	12
PAFZZ	5310-582-5965	WASHER,LOCK:LEVER:REMOTE CONTROL 1/4 IN. MS35338-44 (96906)		EA	1	*	*	*	*	*	*	*	*	26	13
PAFZZ	5305-068-0507	SCREW,CAP,HEXAGON HEAD:LEVER:REMOTE CONTROL 1/4 28 X 7/8 MS90726-7 (96906)		EA	1	*	*	*	*	*	*	*	*	26	14
PAFZZ	2910-740-9143	LEVER,REMOTE CONTROL:7409143 (19207)		EA	1	*	*	*	*	*	*	*	*	26	15
PAFZZ		PLATE,COVER,HOUSING: 7409118 (19207)		EA	1	*	*	*	*	*	*	*	*	26	16
PAFZZ	5305-740-9196	SCREW,ASSEMBLED WASHER:HOUSING PLATE 7409196 (19207)		EA	3	*	*	*	*	*	*	*	*	26	17
XAOZZ		FITTING,LUBRICATION:THROTTLE LEVER HOUSING MS15001- 1 (96906)			1									26	18
PAFZZ	4730-050-4203	BEARING,ROLLER,NEEDLE:REMOTE LEVER,GB66XASOH (60380)		EA	2	*	*	*	*	*	*	*	*	26	19
PAFZZ	5315-014-1108	PIN,STRAIGHT,HEADLESS:REMOTE LEVER 1/8 X 7/16 141108 (24617)		EA	1	*	*	*	*	*	*	*	*	26	20
XAFZZ		LEVER,THROTTLE VALVE: 7409121 (19207)			1									26	21
XAFZZ		NUT,PLAIN,HEXAGON:120614 (21450)			1									26	22
PAFZZ	5310-721-7809	WASHER,LOCK:MS35340-24 (96906)		EA	1									26	23
XAFZZ		LEVER,CARBURETOR: 7409164 (19207)			1									26	24
PAFZZ	5305-543-2753	SCREW,MACHINE:VALVE LEVER NO. 10-32X3/8 MS35266-61 (96906)		EA	3	*	*	*	*	*	*	*	*	26	25
PAFZZ	5310-045-3296	WASHER,LOCK:VALVE LEVER NO. 10 SCREW SIZE MS35338-43 (96906)		EA	3	*	*	*	*	*	*	*	*	26	26
PAFZZ	2910-358-5487	SPRING,HELICAL,COMPRESSION:IDLE SPEED ADJUSTING 7362643 (19207)		EA	1	*	*	*	*	*	*	*	*	26	27
PAFZZ	5305-993-1848	SCREW,MACHINE:IDLE SPEED NO. 10-32X3/4 MS 35207-265 (96906)		EA	1	*	*	*	*	*	*	*	*	26	28
PAFZZ	2910-740-9133	HOUSING ASSEMBLY,REMOTE:7409133 (19207)		EA	1	*	*	*	*	*	*	*	*	26	29
PAFZZ	2910-740-9130	GASKET:THROTTLE LEVER 7409130 (19207)		EA	1	*	*	*	*	*	*	*	*	26	30
XAFZZ		PLATE,CARBURETOR: 7409177 (19207)			2									26	31

(1) SMR Code	(2) Federal Stock Number	(3) Description Reference Number & Mfr. code	Usable on code	(4) Unit of meas	(5) Qty. Inc. Unit	(6) 30-day DS maint allowance (a) (b) (c)	(7) 30-day GS maint allowance (a) (b) (c)	(8) 1 yr alw Per 100 equip cntgcy plan- ning	(9) Depot maint alw per 100 Equip	(10) Illustration (a) (b) Fig Item No. no
PAFZZ	5310-732-0559	NUT, PLAIN, HEXAGON: THROTTLE VALVE BODY 3/8-24 MS35690-325 (96906).		EA	1	* * *	* * *	*	*	26 32
PAFZZ	5310-582-5965	WASHER, LOCK: AIR HORN 3/8 SCREW SIZE MS51968-8 (96906).		EA	3	* * *	* * *	*	*	26 33
PAFZZ	5305-984-6211	SCREW, MACHINE: PLATE MTG MS35206-264 (96906).		EA	6	* * *	* * *	*	*	26 34
--FZZ		SCREW, CAP, HEXAGON HEAD: VALVE BODY 7409196 (19207).			3					26 35
NONILLUSTRATED ITEMS										
PAFZZ	5310-042-7298	NUT, PLAIN, HEXAGON: PUMP TRUNNION NO. 12-28 427298 (21450).		EA	1	* * *	* * *	*	*	NI
PAFZZ	5305-253-5607	SCREW, DRIVE: GOVERNOR VENT TUBE NO. 0X3/19 MS21318-8 (96906).		EA	1	* * *	* * *	*	*	NI
PAFZZ	5305-175-3230	SCREW, DRIVE: CHOKE VALVE PLATE STOP NO. 2X3/16 MS21318-14 (96906).		EA	1	* * *	* * *	*	*	NI
PAFZZ	5310-080-6004	WASHER, FLAT: 3/8 SCREW SIZE MS27183-14 (96906)		EA	5	* * *	* * *	*	*	NI
XAFZZ		COVER, HOUSING: 7409117 (19207)			1					27 1
XAFZZ		GASKET, COVER, HOUSING: 7538919 (19207)			1					27 2
PAFZZ	5360-696-0283	SPRING, HELICAL, EXTENSION: 7538860 (19207)		EA	1	* * *	* * *	*	*	27 3
PAFZZ	5305-696-0288	SCREW, SHOULDER: 2285808 (24617)		EA	1	* * *	* * *	*	*	27 4
XAFZZ		SCREW, THROTTLE BODY: 5R458 (29092)			1					27 5
PAFZZ	5310-947-5388	WASHER, FLAT: LS5984D3H (98897)		EA	1	* * *	* * *	*	*	27 6
PAFZZ	2990-740-9135	HOUSING ASSEMBLY: W/PLUGS 7409135 (19207)		EA						27 7
XAFZZ		GASKET: GOVERNOR MOUNTING 758918 (19207)			1					27 8
PAFZZ	2910-740-9137	JET: GOVERNOR 0.052 7409135 (19207)		EA	1	* * *	* * *	*	*	27 9
PAFZZ	2990-354-2434	JET: BYPASS 0.025 22R57-25 (29092)		EA	1	* * *	* * *	*	*	27 10
KFFZZ		DIAPHRAGM ASSEMBLY: W/ROD 7538859 (19207)			1					27 11
XAFZZ		COVER, DIAPHRAGM: 7538922 (19207)			1					27 12
PAFZZ	5305-543-2753	SCREW, MACHINE: NO. 10-32X3/8 MS35266-61 (96906)		EA	4	* * *	* * *	*	*	27 13
XAFZZ		ELBOW, TUBE: 137421 (21450)			1					27 14
XAFZZ		LEVER: 7538868 (19207)			1					27 15
PAFZZ	5310-045-3299	WASHER, LOCK: MS35338-42 (96906)		EA	1	* * *	* * *	*	*	27 16
PAFZZ		NUT, PLAIN, HEXAGON: 426915 (21450)			1					27 17
PAFZZ	5315-828-8190	PIN, COTTER: 3/64X3/8 MS24665-69 (96906)		EA	1	* * *	* * *	*	*	27 18
PAFZZ	5305-622-9476	SCREW, MACHINE: MS35267-46 (96906)		EA	3	* * *	* * *	*	*	27 19
PAFZZ	5305-285-5268	SCREW, ASSEMBLED WASHER 7372527 (19207)		EA	5	* * *	* * *	*	*	27 19
NONILLUSSTRATED ITEMS										
XAFZZ		GASKET: VALVE 120824R1 (31007)			1					NI
PAFZZ	2990-699-8480	GEAR, SHAFT, HELICAL: GOVERNOR VALVE 8333100 (19207).		EA	1	* * *	* * *	*	*	NI
PAFZZ	2805-753-8862	PLUG, VALVE SHAFT: 7538862 (19207)		EA	1	* * *	* * *	*	*	NI
PAFZZ	5340-598-3446	SEAL, METALLIC: 3/8 IN.X12IN. 583064 (19207)		EA	5	* * *	* * *	*	*	NI
PAFZZ	2990-699-8482	SEAL: OIL VALVE ADAPTER 8333102 (19207)		EA	1	* * *	* * *	*	*	NI
PAFZZ	5360-200-5415	SPRING, HELICAL, COMPRESSION: 8327323 (19207)		EA	1	* * *	* * *	*	*	NI
PAFZZ	2520-338-1861	VALVE ASSEMBLY: THREE-WAY 117868R91 (31007)		EA	1	* * *	* * *	*	*	NI
PAFZZ	2590-040-2288	VALVE: GOVERNOR 8327440 (19207)		EA	1	* * *	* * *	*	*	NI
PAFZZ	2520-692-6164	VALVE: GOVERNOR 8333099 (19207)		EA	1	* * *	* * *	*	*	NI
0302-FUEL PUMP										
PAOZZ	2910-696-0323	BREATHERR, VALVE: FUEL PUMP 8332098 (19207)		EA	1	* * *	* * *	*	*	28 1

(1) SMR Code	(2) Federal Stock Number	(3) Description Reference Number & Mfr. code	Usable on code	(4) Unit of meas	(5) Qty. Inc. in Unit	(6) 30-day DS maint allowance			(7) 30-day GS maint allowance			(8) 1 yr alw Per 100 equip cntgcy plan- ning	(9) Depot maint alw per 100 Equip	(10) Illustration	
						(a)	(b)	(c)	(a)	(b)	(c)			(a) Fig No.	(b) Item no
						1-20	21-50	51-100	1-20	21-50	51-100				
PAOZZ	5310-684-3463	WASHER, FLAT: FUEL PUMP MOUNTING: COPPER MS51092-1 (96906).		EA	2	*	*	*	*	*	*	*	*	28	2
PAOZZ	5305-978-9396	SCREW, CAP, HEXAGON HEAD: FUEL PUMP MOUNTING MS16997-101 (96906).		EA	1	*	*	*	*	*	*	*	*	28	3
PAOZZ	5310-732-0558	NUT, PLAIN, HEXAGON: FUEL PUMP MTG MS51967-8 (96906).		EA	1	*	*	*	*	*	*	*	*	28	4
PAOZZ	5310-637-9541	WASHER, LOCK: FUEL PUMP MTG MS35338-46 (96906).		EA	2	*	*	*	*	*	*	*	*	28	5
PAOZZ	2910-218-1272	PUMP ASSEMBLY, FUEL: 7409203 (19207)		EA	1	*	*	*	*	*	*	*	*	28	6
PAOZZ	5330-700-6868	GASKET: FUEL PUMP MTG 7006868 (19207)		EA	1	*	*	*	*	*	*	*	*	28	7
PAOZZ	4720-740-9405	LINE: FLEX, SHUTOFF VALVE TO FUEL LINES 7409405 (19207).		EA	3	*	*	*	*	*	*	*	*		
PAOZZ	2910-740-9201	LINE: FUEL PUMP TO CARBURETOR 7409201 (19207)		EA	1	*	*	*	*	*	*	*	*		
GROUP 05-COOLING SYSTEM															
0503-WATER HEADERS															
PAOZZ	5305-269-3222	SCREW, CAP, HEXAGON HEAD: MS90725-72 (96906)		EA	4	*	*	*	*	*	*	*	*	29	1
PAOZZ	5310-637-9541	WASHER, LOCK: MS35338-46 (96906)		EA	6	*	*	*	*	*	*	*	*	29	2
PAOZZ	2930-737-6363	HOUSING, THERMOSTAT: 7376363 (19207)		EA	1	*	*	*	*	*	*	*	*	29	3
PAOZZ	5330-737-5221	GASKET: THERMOSTAT HOUSING 7375221 (19207)		EA	1	*	*	*	*	*	*	*	*	29	4
--OZZ	2805-696-4049	SEAL, THERMOSTAT: T427K206 (02978)		EA	2									29	5
PAOZZ	6620-737-5211	THERMOSTAT: WATER TEMPERATURE 61985R93 (31007)		EA	2	*	*	*	*	*	*	*	*	29	6
XBOZZ	2930-737-5649	HEADER: WATER INLET: FRONT 7375649 (19207)		EA	1									29	7
PAOZZ	4730-088-9716	PLUG, PIPE: MS49005-12 (96906)		EA	1	*	*	*	*	*	*	*	*	29	8
PAOZZ	4730-289-5176	PLUG, PIPE: WATER OUTLET HEADER 1/2 IN. 45-6075-700-005 (81226).		EA	2	*	*	*	*	*	*	*	*	29	9
PAOZZ	5306-225-8494	SCREW, CAP, HEXAGON HEAD: MS90725-29 (96906)		EA	2	*	*	*	*	*	*	*	*	29	10
PAOZZ	5310-205-9982	WASHER, FLAT: WATER OUTLET HEADER SCREW: COPPER 5/16 IN. MS15795-512 (96906).		EA	2	*	*	*	*	*	*	*	*	29	11
PAOZZ	4730-909-8627	CLAMP, HOSE: HEADER 2 1/8 TO 2 3/8 MS35842-3 (96906).		EA	2	*	*	*	*	*	*	*	*	29	12
PAOZZ	6685-814-5271	TRANSMITTER, TEMPERATURE, ELECTRICAL: MS24537-1 (96906).		EA	1	*	*	*	*	*	*	*	*	29	13
XBOZZ	2805-737-5213	HEADER: WATER OUTLET REAR 7375213 (19207)		EA	1									29	14
PAFZZ	5330-127-2943	GASKET: OUTLET HEADER TO HEAD 8398205 (19207)		EA	4	*	*	*	*	*	*	*	*	29	15
PAOZZ	5310-684-3463	WASHER, FLAT: COPPER MS51092-1 (96906)		EA	4	*	*	*	*	*	*	*	*	29	16
PAOZZ	5305-071-2075	SCREW, CAP, HEXAGON HEAD: MS90728-119 (96906)		EA	1	*	*	*	*	*	*	*	*	29	17
PAOZZ	5305-071-1774	SCREW, CAP, HEXAGON HEAD: MS90725-121 (96906)		EA	1	*	*	*	*	*	*	*	*	29	18
PAOZZ	5330-737-6329	PACKING, PREFORMED: 7376329 (19207)		EA	1	*	*	*	*	*	*	*	*	29	19
PAOZZ	4730-909-8627	CLAMP, HOSE: OIL COOLER INLET 17/8 TO 2 1/8 MS35842-3 (96906).		EA	1									29	20
PAOZZ	5305-071-2079	SCREW, CAP, HEXAGON HEAD: INLET HEADER MS90728-123 (96906).		EA	1	*	*	*	*	*	*	*	*	29	21
PAOZZ	2930-737-6181	HEADER: WATER INLET 7376181 (19207)		EA	1	*	*	*	*	*	*	*	*	29	22

(1) SMR Code	(2) Federal Stock Number	(3) Description Reference Number & Mfr. code	Usable on code	(4) Unit of meas	(5) Qty. Inc. in Unit	(6) 30-day DS maint allowance			(7) 30-day GS maint allowance			(8) 1 yr alw Per 100 equip cntgcy plan- ning	(9) Depot maint alw per 100 Equip	(10) Illustration	
						(a)	(b)	(c)	(a)	(b)	(c)			(a) Fig No.	(b) Item no
						1-20	21-50	51-100	1-20	21-50	51-100				
-OZZ		BOLT, MACHINE: THERMOSTAT HOUSING 318813PC6 (10001).		EA	1									29	23
PAOZZ	5310-732-0558	NUT, PLAIN, HEXAGON: OUTLET HEADER MS51967-8 (96906).		EA	8	*	*	*	*	*	*	*	*	29	24
PAOZZ	5310-637-9541	WASHER, LOCK: OUTLET HEADER MS35338-46 (96906)		EA	8	*	*	*	*	*	*	*	*	29	25
MOOOZ		HOSE, RUBBER: REAR OUTLET HEADER 103111R1 (31007).		EA	1									29	26
		MANUFACTURE FROM:													
PAOZZ	4720-517-7917	HOSE, NONMETALLIC: 3 3/4 IN. REQUIRED ZZH428 (81348).		FT	V	*	*	*	*	*	*	*	*		
XAOZZ		STUD, PLAIN: X19002 (02978)			2									29	27
PAOZZ	5330-350-6875	GASKET: INLET HEADER TO HEAD R600K259 (14351)		EA	4	*	*	*	*	*	*	*	*	29	28
PAOZZ	5305-269-3208	SCREW, CAP, HEXAGON HEAD: STAY ROD MS90725-57 (96906).		EA	4	*	*	*	*	*	*	*	*	29	29
PAOZZ	5310-596-7599	WASHER, FLAT: STAY ROD 3/8 MS27183-14 (96906)		EA	4	*	*	*	*	*	*	*	*	29	30
		NONILLUSTRATED ITEMS													
PAOZZ	2930-737-6180	HEADER: OUTLET, REAR W/PLUG 7376180 (19207)		EA	1	*	*	*	*	*	*	*	*	NI	
		0504-WATER PUMP													
PAOFF	2930-737-5735	PUMP ASSEMBLY, WATER: 7375735 (19207)		EA	1	*	*	*	*	*	*	*	*	30	1
PAOZZ	4730-278-2048	CLAMP, HOSE: BYPASS 7375228 (19207)		EA	2	*	*	*	*	*	*	*	*	30	2
MOOOZ		HOSE, RUBBER: THERMOSTAT 7375684 (19207)		EA	1									30	3
		MANUFACTURE FROM:													
PAOZZ	4720-235-4127	HOSE, NONMETALLIC: 4 1/2 IN. REQUIRED ZZH428 (81348).		FT	V	*	*	*	*	*	*	*	*		
PAOZZ	4730-278-2048	CLAMP, HOSE: BYPASS 7375228 (19207)		EA	2	*	*	*	*	*	*	*	*	30	4
MOOOZ		HOSE, NONMETALLIC: WATER INLET 103107R1 (31007)		EA	1									30	5
		MANUFACTURE FROM:													
PAOZZ	4720-223-8735	OSE, NONMETALLIC: 3 3/4 IN. REQUIRED ZZH428 (81348).		FT	V	*	*	*	*	*	*	*	*		
PAOZZ	5315-012-0123	PIN, COTTER: 1/8X1 1/4 MS24665-355 (96906)		EA	1	*	*	*	*	*	*	*	*	31	1
PAOZZ	5310-275-0869	NUT, PLAIN, SLOTTED: PULLEY X18066 (14351)		EA	1	*	*	*	*	*	*	*	*	31	2
PAOZZ	5310-800-0695	WASHER, LOCK: EXT-TEETH: 5/8 SCREW SIZE MS35335-39 (96906).		EA	1	*	*	*	*	*	*	*	*	31	3
PAOZZ	5310-366-0893	WASHER, FLAT: PULLEY 8028732 (19207)		EA	1	*	*	*	*	*	*	*	*	31	4
PAOZZ	2930-737-5687	PULLEY, WATER PUMP: 7375687 (19207)		EA	1	*	*	*	*	*	*	*	*	31	5
PAOFF	2930-699-8484	PUMP ASSEMBLY, WATER: W/O PULLEY 8333784 (19207).		EA	1	*	*	*	*	*	*	*	*	31	6
PAFZZ	2930-737-5689	SHAFT, WATER PUMP: 7375689 (19207)		EA	1	*	*	*	*	*	*	*	*	31	7
PAFZZ	5365-737-5736	RING, RETAINING: BEARING 7375736 (19207)		EA	1	*	*	*	*	*	*	*	*	31	8
PAFZZ	3110-554-3370	BEARING, BALL, ANNULAR: FRONT 5605X1A (24617)		EA	1	*	*	*	*	*	*	*	*	31	9
PAFZZ	3120-293-4794	BUSHING, SLEEVE: 7375738 (19207)		EA	1	*	*	*	*	*	*	*	*	31	10
PAFZZ	3110-155-6198	BEARING, BALL, ANNULAR: REAR GAD100948 (23040)		EA	1	*	*	*	*	*	*	*	*	31	11
PAFZZ	5310-761-6882	NUT, PLAIN, HEXAGON: MS51967-2 (96906)		EA	1	*	*	*	*	*	*	*	*	31	12
PAFZZ	2930-696-0327	PARTS KIT: WATER PUMP R66021113 (02978)		EA	1	*	*	*	*	*	*	*	*	31	13
		COMPOSED OF:													
		1 SETSCREW: REAR BEARING												31	13*1
		1 GASKET: BODY												31	13*2
		1 PIN, GROOVED, HEADED												31	13*3
		1 SPRING, SEAL												31	13*4
		2 RING, CLAMPING, SEAL												31	13*5
		1 WASHER, SEAL												31	13*6

(1) SMR Code	(2) Federal Stock Number	(3) Description Reference Number & Mfr. code	Usable on code	(4) Unit of meas	(5) Qty. Inc. in Unit	(6) 30-day DS maint allowance			(7) 30-day GS maint allowance			(8) 1 yr alw Per 100 equip cntgcy plan- ning	(9) Depot maint alw per 100 Equip	(10) Illustration	
						(a)	(b)	(c)	(a)	(b)	(c)			(a) Fig No.	(b) Item no
						1-20	21-50	51-100	1-20	21-50	51-100				
		1 BUSHING, SLEEVE												31	13*7
		1 GUIDE, SEAL												31	13*8
		1 SEAL, PUMP												31	13*9
PAOZZ	4730-172-0028	FITTING, LUBRICATION: 1/8 NPT; 45 DEG MS15003-4 (96906).		EA	1	*	*	*	*	*	*	*	*	31	14
XAFZZ		BODY, PUMP: 10871176 (19207)			1									31	15
PAFZZ	4730-221-2138	PLUG, PIPE: HOUSING MS20913-35 (96906)		EA	2	*	*	*	*	*	*	*	*	31	16
PAFZZ	5310-584-5272	WASHER, LOCK: MS35338-48 (96906)		EA	5	*	*	*	*	*	*	*	*	31	17
--FZZ	2930-089-3778	NUT, WATER PUMP COVER: 451121 (21450)			5									31	18
PAFZZ	5307-206-1421	STUD, PLAIN: SUPPORT TO BODY 7375681 (19207)		EA	5	*	*	*	*	*	*	*	*	31	19
PAFZZ	2930-428-5781	IMPELLER, WATER PUMP: H600K405 (02978)		EA	1	*	*	*	*	*	*	*	*	31	20
XAFZZ		RING, RETAINING: 5215168 (19207)			1									31	21
PAFZZ	5307-207-1272	STUD, PLAIN: SUPPORT BODY X20040 (14351)		EA	6	*	*	*	*	*	*	*	*	31	22
XAFZZ		SUPPORT ASSEMBLY: DRIVE 7375683 (19207)			1									31	23
PAFZZ	5310-732-0558	NUT, PLAIN, HEXAGON: SUPPORT MS51967-8 (96906)		EA	6	*	*	*	*	*	*	*	*	31	24
PAFZZ	5310-637-9541	WASHER, LOCK: SUPPORT MS35338-46 (96906)		EA	6									31	25
XAFZZ		BRACKET: 8758510 (19207)			1									31	26
PAFZZ	5310-584-5272	WASHER, LOCK: BRACKET MTG MS35338-48 (96906)		EA	3	*	*	*	*	*	*	*	*	31	27
PAFZZ	5305-042-6417	SCREW, CAP, HEXAGON HEAD: MS90725-113 (96906)		EA	1	*	*	*	*	*	*	*	*	31	28
PAFZZ	5310-768-0318	NUT, PLAIN, HEXAGON: 1/2-13 MS51967-14 (96906)		EA	2	*	*	*	*	*	*	*	*	31	29
PAOZZ	5305-225-9081	0505-FAN ASSEMBLY SCREW, CAP, HEXAGON HEAD: BLADE MTG 5/16-18 X 1 1/4 MS90725-36 (96906).		EA	6	*	*	*	*	*	*	*	*	32	1
PAOZZ	5310-407-9566	WASHER, LOCK: BLADE MTG 5/16 MS35338-45 (96906).		EA	6	*	*	*	*	*	*	*	*	32	2
PAOZZ	2930-737-5685	BLADE, FAN: 7375685 (19207)		EA	1	*	*	*	*	*	*	*	*	32	3
PAOZZ	3030-322-9626	BELT SET: FAN DRIVE 7375684 (19207)		EA	1	*	*	*	*	*	*	*	*	32	4
		GROUP 06-ELECTRICAL SYSTEM													
PAOZZ	5310-842-1490	0601-GENERATOR NUT, PLAIN, SLOTTED: PULLEY MTG (AUTO-LITE) MS35692-37 (96906).		EA	1	*	*	*	*	*	*	*	*	33	1
PAOZZ	5310-902-9369	NUT, SELF-LOCKING, HEXAGON: PULLEY MTG (DELCO) MS21083N8 (96906).		EA	1	*	*	*	*	*	*	*	*	33	1
PAOZZ	5310-809-5998	WASHER, FLAT: PULLEY MTG (DELCO) MS27183-18 (96906).		EA	1	*	*	*	*	*	*	*	*	33	2
PAOZZ	5310-584-5272	WASHER, LOCK: PULLEY MTG (AUTO-LITE) MS35338-48 (96906).		EA	1	*	*	*	*	*	*	*	*	33	2
PAOZZ	2920-640-3097	PULLEY, GROOVE: (AUTO-LITE) 7375243 (19207)		EA	1	*	*	*	*	*	*	*	*	33	3
PAOZZ	2920-215-3876	STRAP, ADJUSTING: 7740601 (19207)		EA	1	*	*	*	*	*	*	*	*	33	4

(1) SMR Code	(2) Federal Stock Number	(3) Description Reference Number & Mfr. code	Usable on code	(4) Unit of meas	(5) Qty. Inc. in Unit	(6) 30-day DS maint allowance			(7) 30-day GS maint allowance			(8) 1 yr alw Per 100 equip cntgcy plan- ning	(9) Depot maint alw per 100 Equip	(10) Illustration	
						(a)	(b)	(c)	(a)	(b)	(c)			(a) Fig No.	(b) Item no
						1-20	21-50	51-100	1-20	21-50	51-100				
PAOZZ	5310-627-6128	WASHER, FLAT: ADJUSTING STRAP MS35335-35 (96906)		EA	1	*	*	*	*	*	*	*	*	33	5
PAOZZ	5310-080-6004	WASHER, LOCK: ADJUSTING STRAP MS27183-14 (96906)		EA	1	*	*	*	*	*	*	*	*	33	6
PAOZZ	5305-269-3210	SCREW, CAP, HEXAGON HEAD: STRAP ADJUSTING MS90725-59 (96906).		EA	1	*	*	*	*	*	*	*	*	33	7
PAOFF	2920-903-9534	GENERATOR, ENGINE ACCESSORY: W/O PULLEY (OP-TIONAL WITH GENERATOR, 2920-293-4380) REFER TO TM9-2920-247-34 FOR COMPONENT PARTS 10950808 (19207).		EA	1	*	*	*	*	*	*	*	*	33	8
PAOFF	2920-293-4380	GENERATOR, ENGINE ACCESSORY: W/O PULLEY (OP-TIONAL WITH GENERATOR, 2920-903-9534) REFER TO TM9-2920-214-35 FOR COMPONENT PARTS 7355736 (19207).		EA	1	*	*	*	*	*	*	*	*	33	8
PAOZZ	5310-057-7080	NUT, SELF-LOCKING, HEXAGON: GENERATOR MTG 7/16-20 MS51922-29 (96906).		EA	1	*	*	*	*	*	*	*	*	33	9
PAOZZ	5310-209-0965	WASHER, LOCK: GENERATOR MTG 7/16 MS35338-47 (96906).		EA	2	*	*	*	*	*	*	*	*	33	10
PAOZZ	5305-710-4194	SCREW, CAP, HEXAGON HEAD: DRIVE END MTG 1/16-20 X 1 1/2 MS90726-89 (96906).		EA	1	*	*	*	*	*	*	*	*	33	11
PAOZZ	5305-710-4195	SCREW, CAP, HEXAGON HEAD: COMMUTATOR END MTG; 7/16-20 X 1 3/4 MS90726-90 (96906).		EA	1	*	*	*	*	*	*	*	*	33	12
PAOZZ	5315-616-5526	KEY, WOODRUFF: PULLEY MTG 1/8 X 5/8 MS35756-8 (96906).		EA	1	*	*	*	*	*	*	*	*	33	13
PAOZZ	5315-816-1794	PIN, COTTER: 3/32X1; MS24665-285 (96906)		EA	1	*	*	*	*	*	*	*	*	33	14
PAOZZ	5310-809-5998	WASHER, FLAT: 1/2 IN.; MS15795-218 (96906)		EA	1	*	*	*	*	*	*	*	*	33	15
NONILLUSTRATED ITEMS															
PAFZZ	5935-755-2788	CONNECTOR, RECEPTACLE, ELECTRICAL: MS3102R28-22P (96906).		EA	1	*	*	*	*	*	*	*	*	NI	
PAFZZ	5945-230-7738	CONNECTOR, RECEPTACLE, ELECTRICAL: 10-42028-225 (77820)		EA	1	*	*	*	*	*	*	*	*	NI	
PAFZZ	5935-644-7529	CONNECTOR, RECEPTACLE, ELECTRICAL: 8713566 (19207).		EA	1	*	*	*	*	*	*	*	*	NI	
PAFZZ	5310-934-9757	NUT, PLAIN, HEXAGON: NO. 8; MS35649-282 (96906)		EA	4	*	*	*	*	*	*	*	*	NI	
PAFZZ	5305-984-6195	SCREW, MACHINE: NO. 8X3/4 IN. MS35206-247 (96906)		EA	4	*	*	*	*	*	*	*	*	NI	
PAFZZ	5977-695-6311	HOLDER ASSEMBLY: ELECTRICAL CONTACT BRUSH 8672841 (19207).		EA	1	*	*	*	*	*	*	*	*	NI	
PAFZZ	5310-809-5998	WASHER, FLAT: 1/2 IN. MS27183-18 (96906)		EA	1	*	*	*	*	*	*	*	*	NI	
PAFZZ	2920-504-1369	LEAD, ELECTRICAL: 8686946 (19207)		EA	1	*	*	*	*	*	*	*	*	NI	
0603-STARTING MOTOR															
PAOFF	2920-640-7300	STARTER, ENGINE, ELECTRICAL: 7731426 (19207)		EA	1	*	*	*	*	*	*	*	*	34	1
--OZZ		GASKET: STARTER MTG 10883262 (19207)			1									34	2
PAFZZ	2920-695-7221	REPAIR KIT: STARTER 8333787 (19207)		EA	1	*	*	*	*	*	*	*	*	34	3
		COMPOSED OF:													
		1 BEARING, SLEEVE												34	3*1
		1 WICK, LUBRICATING C396 (30418)												34	3*2
		1 RING												34	3*3
		1 PACKING, PREFORMED												34	3*4
		1 PACKING, PREFORMED												34	3*5
		1 RING, RETAINING												34	3*6
		2 PACKING, O-RING												34	3*7
		1 SEAL, OIL												34	3*8
		1 WICK, LUBRICATING												34	3*9
		1 BEARING, SLEEVE												34	3*10

(1) SMR Code	(2) Federal Stock Number	(3) Description Reference Number & Mfr. code	Usable on code	(4) Unit of meas	(5) Qty. Inc. in Unit	(6) 30-day DS maint allowance (a) (b) (c)			(7) 30-day GS maint allowance (a) (b) (c)			(8) 1 yr alw Per 100 equip cntgcy plan- ning	(9) Depot maint alw per 100 Equip	(10) Illustration (a) (b) Fig Item No. no	
		1 PACKING, O-RING												34	3*11
		5 WASHER, KEY												34	3*12
		1 BEARING, SLEEVE												N/I	
		1 PLUG, EXPANSION												N/I	
		1 WICK, LUBRICATING												N/I	
		1 PACKING, O-RING												N/I	
--FZZ		PLUG: 118831 (21450)		1										34	4
--FZZ		LEVER, STARTING MOTOR: 7348920 (19207)		1										34	5
PAFZZ	2920-374-4485	LEVER, STARTING MOTOR: 7348921 (19207)		1	*	*	*	*	*	*	*	*	*	34	6
PAFZZ	5360-741-3425	SPRING, HELICAL, TORSION: 7413425 (19207)		1	*	*	*	*	*	*	*	*	*	34	7
PAFZZ	2920-509-0618	DRIVE ASSEMBLY: ENGINE, ELECTRICAL 8735592 (19207).		1	*	*	*	*	*	*	*	*	*	34	8
--FZZ		WASHER, STARTER DRIVE: 7348957 (19207)		1										34	9
PAFZZ	2920-374-4482	END BRACKET, ELECTRICAL: 7348719 (19207)		1	*	*	*	*	*	*	*	*	*	34	10
--FZZ		RING RETAINING: 1918701 (16764)		1										34	11
XAFZZ		ARMATURE, MOTOR: 7348502 (19207)		1										34	12
XAFZZ		SCREW, POLE: 8327450 (19207)		4										34	13
XAFZZ		WASHER, POLE: 2348962 (19207)		4										34	14
PAFZZ	4120-606-8909	PARTS KIT, INSULATOR, STARTER: WINDING TERMINAL 5702814 (19207)		EA 1	*	*	*	*	*	*	*	*	*	34	15
		COMPOSED OF:													
		1 WASHER												34	15*1
		1 INSULATOR												34	15*2
		1 INSULATOR, BUSHING												34	15*3
--FZZ		WASHER, FLAT: POLE 8333304 (19207)		4										34	16
PAFZZ	5310-637-9541	WASHER, LOCK: POLE MS35338-46 (96906)		EA 4	*	*	*	*	*	*	*	*	*	34	17
PAFZZ	5310-056-3395	NUT, PLAIN, HEXAGON: POLE MS35649-2382 (96906)		EA 1	*	*	*	*	*	*	*	*	*	34	18
PAOZZ	5305-719-5349	SETSCREW: MS51923-37 (96906)		EA 1	*	*	*	*	*	*	*	*	*	34	19
PAFZZ	5330-734-8910	PACKING, PREFORMED: 7348910 (19207)		EA 1	*	*	*	*	*	*	*	*	*	34	20
PAFZZ	2920-734-8917	HOUSING, MOTOR DRIVE: 7348917 (19207)		EA 1	*	*	*	*	*	*	*	*	*	34	21
PAFZZ	5306-734-8915	BOLT, MACHINE: DRIVE END HOUSING 7348915 (19207)		EA 5	*	*	*	*	*	*	*	*	*	34	22
PAOZZ	5310-820-6653	WASHER, LOCK: STARTER MTG MS35338-50 (96906).		EA 3	*	*	*	*	*	*	*	*	*	34	23
PAOZZ	5305-724-3910	SCREW, CAP, HEXAGON HEAD: STARTER MTG MS90725-162 (96906).		EA 3	*	*	*	*	*	*	*	*	*	34	24
--OZZ		GASKET: SWITCH 918732 (16764)		2										34	25
PAOZZ	5310-281-5021	WASHER, FLAT: SWITCH 5225803 (19207)		EA 2	*	*	*	*	*	*	*	*	*	34	26
--OZZ		NUT, MANUAL SWITCH: 1914366 (24617)		2										34	27
--OZZ		WASHER, MANUAL SWITCH: 453296 (21450)		2										34	28
PAFZZ	5310-734-8912	WASHER, NONMETALLIC: TERMINAL POST 7348967 (19207).		EA 1	*	*	*	*	*	*	*	*	*	34	29
--FZZ		GASKET: INSULATOR 8327324 (19207)		1										34	30

PAFZZ	5310-056-3395	NUT, PLAIN, HEXAGON HEAD: POLE TERMINAL 134569 (21450)	EA 1 *	* * *	* * * * 34	31
PAFZZ	5310-178-9612	WASHER, FLAT: ARMATURE 7348958 (19207)	EA 1 *	* * *	* * * * 34	32
PAOZZ	5930-548-8274	SWITCH, PUSH: 7348956 (19207)	EA 1 *	* * *	* * * * 34	33
--OZZ		WASHER, SWITCH: 1918731 (16764)	2		34	34
--OZZ		WASHER, SWITCH: 1918734 (16764)	1		34	35
--FZZ		PLATE ASSEMBLY: 7348922 (19207)	1		35	1
PAFZZ	4730-011-8831	PLUG, PIPE: COMMUTATOR END, DRIVE END AND FIELD FRAME; 1/8 IN 118831 (24617)	EA 3 *	* * *	* * * * 35	2
KFFZZ	9390-424-5145	WICK: LUBRICATING 1906560 (16764)	1		35	3
PAFZZ	2920-500-2919	END BELL, ELECTRICAL: 7348913 (19207)	EA 1 *	* * *	* * * * 35	4
KFFZZ	3120-288-1022	BEARING, SLEEVE: 7348902 (19207)	1		35	5
KFFZZ	5340-282-1668	PLUG, EXPANSION: 453894 (21450)	1		35	6
PAFZZ	5310-550-1680	WASHER, LOCK: PLATE ATTACHING 1902494 (24617)	EA 1 *	* * *	* * * * 35	7
--FZZ		NUT, PLAIN, HEXAGON: PLATE ATTACHING 453287 (21450).	1		35	8
PAFZZ	5977-374-4479	BAND, COVER, ELECTRICAL: W/SPRINGS 7348908 (19207).	EA 1 *	* * *	* * * * 35	9
PAFZZ	5305-734-8914	SCREW, MACHINE: END BELL 7348914 (19207)	EA 6 *	* * *	* * * * 35	10
PAFZZ	5310-045-3296	WASHER, LOCK: END BELL MS35338-43 (96906)	EA 6 *	* * *	* * * * 35	11
PAFZZ	5910-511-1935	CAPACITOR, FIXED, PAPER: 1916592 (16764)	EA 1 *	* * *	* * * * 35	12
PAFZZ	5310-274-4631	WASHER, FLAT: CAPACITOR MTG 7413424 (19207)	EA 1 *	* * *	* * * * 35	13
PAFZZ	5310-582-5965	WASHER, LOCK: CAPACITOR MTG MS35338-44 (96906).	EA 1 *	* * *	* * * * 35	14
PAFZZ	5305-866-0444	SCREW, MACHINE CAPACITOR MTG MS35266-76 (96906).	EA 1 *	* * *	* * * * 35	15
--FZZ		WASHER, FLAT: BRUSH PLATE SPACER 1/2 IN. 7538772 (19207).	3		35	16
PAFZZ	5310-262-4753	WASHER, FLAT: BRUSH PLATE 7529187 (19207)	EA 3 *	* * *	* * * * 35	17
PAFZZ	5310-045-3299	WASHER, LOCK: BRUSH PLATE NO. 8 MS35338-42 (96906).	EA 3 *	* * *	* * * * 35	18
PAFZZ	5305-984-6193	SCREW, MACHINE: BRUSH PLATE MS35206-245 (96906)	EA 3 *	* * *	* * * * 35	19
XAFZZ		PLATE, BRUSH HOLDER: 1914641 (16764a)	1		36	1
XAFZZ		INSULATOR, BRUSH HOLDER PLATE: 1914639 (16764)	1		36	2
XAFZZ		BRUSH PLATE: W/STUD 1918679 (16764)	1		36	3
PAFZZ	5310-045-3299	WASHER, LOCK: NO. 8; MS35338-42 (96906)	EA 8 *	* * *	* * * * 36	4
XAFZZ		INSULATOR, PLATE: 1914643 (16764)	1		36	5
PAFZZ	5340-353-9839	SPACER, PLATE: 1914640 (16764)	EA 1 *	* * *	* * * * 36	6
XAFZZ		PLATE, INSULATED: 1914644 (16764)	1		36	6
PAFZZ	5977-284-7628	HOLDER, ELECTRICAL: 1907475 (16764)	EA 4 *	* * *	* * * * 36	7
XAFZZ		WASHER, LOCK: NO. 10; BRUSH HOLDER MTG MS35338-43 (96906).	8		36	8
XAFZZ		SCREW, MACHINE: HOLDER MTG; 446646 (21450).	2		36	9
PAFZZ	5305-207-1150	SCREW, MACHINE: HOLDER MTG; INSULATED 1914642 (16764).	EA 2 *	* * *	* * * * 36	9
PAFZZ	5305-371-5138	SCREW, SHOULDER: 8333272 (19207)	EA V *	* * *	* * * * 36	10
PAFZZ	5977-335-2533	BRUSH SET, ELECTRICAL CONTACT: 8720509 (19207)	EA 1 *	* * *	* * * * 36	11
		COMPOSED OF:				
		8 SPRING			36	11*1
		8 BRUSH			36	11*2
--FZZ		WASHER, LOCK GROUND SCREW 7538773 (19207)	2		36	12
--FZZ		WASHER: BRUSH 453299 (21450)	8		36	13
PAFZZ	5305-889-3002	SCREW, MACHINE: BRUSH 453281 (24617)	EA 8 *	* * *	* * * * 36	14

(1) SMR Code	(2) Federal Stock Number	(3) Description Reference Number & Mfr. code	(4) Unit of meas	(5) Qty. Inc. in Unit	(6) 30-day DS maint allowance (a) (b) (c)	(7) 30-day GS maint allowance (a) (b) (c)	(8) 1 yr alw Per 100 equip cntgcy plan- ning	(9) Depot maint alw per 100 Equip	(10) Illustration (a) (b) Fig Item No. no
					1-20 21-50 51-100	1-20 21-50 51-100			
		0605-IGNITION COMPONENTS							
PAFZZ	2920-428-6549	WEIGHT, GOVERNOR: 7348975 (19207)	EA	2	* * *	* * *	*	*	37 1
PAFZZ	2920-606-8508	PARTS KIT, DISTRIBUTOR: IGNITION 5702511 (19207)	EA	1	* * *	* * *	*	*	37 2
		COMPOSED OF:							
		1 SHAFT							37 2*1
		1 BEARING, SLEEVE							37 2*2
		1 SHIM							37 2*3
		1 SHIM							37 2*3
		1 COUPLING							37 2*4
		1 WICK							37 2*5
		1 KIT, CAM ASSEMBLY: W/SPRINGS							
PAFZZ	5310-167-0839	WASHER, FLAT: SHAFT AN960-816L (88044)	EA	1	* * *	* * *	*	*	37 3
PAFZZ	5340-753-9572	CLAMP, LOOP: 7539572 (19207)	EA	2	* * *	* * *	*	*	37 4
--FZZ		WASHER, FLAT: 7539592 (19207)		1					37 5
PAFZZ	9510-596-3958	BAR, STEEL: DRIVE COUPLING 1-1/16 IN. 46S9944 (80244).	FT	V	* * *	* * *	*	*	37 6
PAOZZ	2920-606-8507	PARTS KIT: COUPLING; DISTRIBUTOR 5702512 (19207).	EA	1	* * *	* * *	*	*	37 7
		COMPOSED OF:							
		1 GASKET							37 7*1
		1 CAPACITOR							37 7*2
		1 COUPLING							37 7*3
PAOZZ	5305-281-6390	SCREW, ASSEMBLED WASHER: TERMINAL COUPLING NO. 6-32X3/8 453698 (24617).	EA	4	* * *	* * *	*	*	37 8
XAOZZ		HOUSING, DISTRIBUTOR: 1915941 (16764)		1					37 9
PAOZZ	5910-358-6962	CAPACITOR, FIXED, PAPER DIELECTRIC: IGNITION COIL PRIMARY FILTER 7539574 (19207).	EA	1	* * *	* * *	*	*	37 10
PAOZZ	5305-285-5282	SCREW, ASSEMBLED WASHER: NO. 8-32X3/4 453696 (16764).	EA	3	* * *	* * *	*	*	37 11
PAOZZ	5360-740-9922	SPRING, HELICAL: GOVERNOR WEIGHT 7409922 (19207)	EA	2	* * *	* * *	*	*	37 12
PAOZZ	2920-740-9921	CAM, BREAKER: 7409921 (19207)	EA	1	* * *	* * *	*	*	37 13
PAOZZ	9905-205-2903	PLATE, IDENTIFICATION: 1919590 (16764)	EA	1	* * *	* * *	*	*	38 1
PAOZZ	2920-752-9208	COVER, CAP: W/COUPLING 7529208 (19207)	EA	1	* * *	* * *	*	*	38 2
PAOZZ	5330-753-9568	GASKET: CAP COVER 7539568 (19207)	EA	1	* * *	* * *	*	*	38 3
XAOZZ		CAP: IGNITION DISTRIBUTION 7539586 (19207)		1					38 4
PAOZZ	2920-287-8245	ROTOR, IGNITION DISTRIBUTOR: 7539588 (19207)	EA	1	* * *	* * *	*	*	38 5
PAOZZ	5305-720-7763	SCREW, MACHINE: CAPACITOR MTG; NO. 8X3/16 IN. MS35265-40 (96906).	EA	1	* * *	* * *	*	*	38 6
PAOZZ	5310-045-3299	WASHER, LOCK: CAPACITOR MTG NO. 8 MS35338-42 (96906).	EA	1	* * *	* * *	*	*	38 7
PAOZZ	2920-606-8506	PARTS KIT, DISTRIBUTOR: 7502510 (19207)	EA	1	* * *	* * *	*	*	38 8
		COMPOSED OF:							
		1 CAPACITOR							38 8*1
		1 CONTACT SET							38 8*2
		1 SCREW, MACHINE							38 8*3

		1 WASHER				38	8*4
PAOZZ	2920-353-9921	PLATE, IGNITION CONTACT BREAKER: 7539589 (19207)	EA	1 *	* * *	* * * * 38	9
PAOZZ	5310-934-9751	NUT, PLAIN, HEXAGON: NO. 10-32 MS35650-302 (96906).	EA	4 *	* * *	* * * * 38	10
PAOZZ	5310-753-9581	WASHER, KEY: 7539581 (19207)	EA	1 *	* * *	* * * * 38	11
XAOZZ		PLATE: 7529206 (19207)		1		38	12
XAOZZ		WASHER: 7539592 (19207)		1		38	13
PAOZZ	5905-337-8277	RESISTOR, FIXED, WIRE WOUND: IGNITION COIL 7539590 (19207).	EA	1 *	* * *	* * * * 38	14
PAOZZ	5970-753-9571	INSULATOR, PLATE: COIL RESISTOR 7539571 (19207)	EA	1 *	* * *	* * * * 38	15
PAOZZ	5330-297-7334	GASKET: COIL FLANGE 7539566 (19207)	EA	1 *	* * *	* * * * 38	16
PAOZZ	2920-358-6960	COIL, IGNITION: 7539563 (19207)	EA	1 *	* * *	* * * * 38	17
PAOZZ	2920-569-8919	PLATE, IGNITION COIL: 7539567 (19207)	EA	1 *	* * *	* * * * 38	18
PAOZZ	5305-285-5285	SCREW, ASSEMBLED WASHER: COIL PLATE; NO. 10-32X7/16 453699 (21450).	EA	2 *	* * *	* * * * 38	19
PAOZZ	5310-934-9757	NUT, PLAIN, HEXAGON: NO. 8-32 453996 (21450)	EA	1 *	* * *	* * * * 38	20
PAOZZ	5305-285-5266	SCREW, ASSEMBLED WASHER: COVER; NO. 10-32X 5/8 591209 (21450).	EA	8 *	* * *	* * * * 38	21
PAOZZ	5310-753-9569	WASHER, NONMETALLIC: CAP STUD 7539569 (19207)	EA	5 *	* * *	* * * * 38	22
PAOZZ	5307-753-9535	STUD, EXTENSION: CAP 7539535 (19207)	EA	5 *	* * *	* * * * 38	23
PAOZZ	5310-823-8804	WASHER, PLAT: CAP; 14 MS27183-9 (96906)	EA	5 *	* * *	* * * * 38	24
PAOZZ	5305-285-5284	SCREW, ASSEMBLED WASHER: NO. 10-32X 1/4 453697 (16764)	EA	5 *	* * *	* * * * 38	25
PAOZZ	5310-934-9757	NUT, PLAIN, HEXAGON: NO. 8-32 MS35649-82 (96906)	EA	2 *	* * *	* * * * 38	26
PAOZZ	5305-889-3002	SCREW, MACHINE: CONTACT SET MTG MS35206-242 (96906).		*	* * *	* * * * 38	27
PAOZZ	2920-358-6580	BRACKET, RESISTOR: 7539565 (19207)	EA	1 *	* * *	* * * * 38	28
PAOZZ	5310-045-3299	WASHER, LOCK: BRACKET MTG MS35338-42 (96906).	EA	2 *	* * *	* * * * 38	29
--OZZ		SCREW, BRACKET MTG: 453328 (21450)		2		38	30
MOOOZ		LEAD ASSEMBLY: 7539575 (19207)	EA	1 *	* * *	* * * * 38	31
		MANUFACTURE FROM:					
PAOZZ	5940-082-4939	TERMINAL, LUG: MS35438-3 (96906)	EA	1 *	* * *	* * * * 38	32
PAOZZ	6145-284-0001	WIRE, ELECTRICAL: MWC18-16 (81349)	FT	*	* * *	* * * * 38	33
PAOZZ	5940-020-0154	TERMINAL, LUG: MS35438-38 (96906)	EA	1 *	* * *	* * * * 38	34
PAOFF	2920-294-3679	DISTRIBUTOR ASSEMBLY: W/COIL 7353276 (19207)	EA	1 *	* * *	* * * * 38	35
PAFZZ	2805-342-3450	RETAINER, TACHOMETER: R600MJ277 (02978)	EA	2 *	* * *	* * * * 39	1
PAFZZ	5330-141-3614	WASHER, NONMETALLIC: BEARING RETAINER R600S285 (14351).	EA	1 *	* * *	* * * * 39	2
PAFZZ	3110-114-9612	BEARING, BALL, ANNULAR: 710072 (21450)	EA	2 *	* * *	* * * * 39	3
PAFZZ	5330-292-3159	SEAL: OIL, DRIVE SHAFT 7741402 (19207)	EA	1 *	* * *	* * * * 39	4
PAFZZ	2920-737-5232	SHAFT: DRIVE, TACHOMETER 7375232 (19207)	EA	1 *	* * *	* * * * 39	5
PAFZZ	4730-172-0028	FITTING, LUBRICATION: 1/8 NPT MS15003-4 (96906)	EA	1 *	* * *	* * * * 39	6
PAFZZ	5305-269-3212	SCREW, CAP, HEXAGON HEAD: MS90725-61 (96906)	EA	1 *	* * *	* * * * 39	7
PAFZZ	2920-358-6966	SLIP, DISTRIBUTOR: 7539532 (19207)	EA	2 *	* * *	* * * * 39	8
PAFZZ	2920-040-2233	SPACER, SLEEVE: 7375233 (19207)	EA	1 *	* * *	* * * * 39	9
PAFZZ	5310-637-9541	WASHER, LOCK: MS35338-46 (96906)	EA	2 *	* * *	* * * * 39	10
PAFZZ	5305-269-3211	SCREW, CAP, HEXAGON HEAD: MS90725-60 (96906)	EA	2 *	* * *	* * * * 39	11
PAFZZ	2920-737-5208	SHAFT ASSEMBLY: DRIVE 7375208 (19207)	EA	1 *	* * *	* * * * 39	12
XAFZZ		SHAFT: R602M214 (14351)		1		39	13
PAFZZ	3020-289-7366	GEAR: HELICAL 7703972 (19207)	EA	1 *	* * *	* * * * 39	14
PAFZZ	3040-353-8907	GOUPLING, HALF, SHAFT: UPPER GEAR 7348968 (19207)	EA	1 *	* * *	* * * * 39	15

(1) SMR Code	(2) Federal Stock Number	(3) Description Reference Number & Mfr. code	Usable on code	(4) Unit of meas	(5) Qty. Inc. in Unit	(6) 30-day DS maint allowance (a) (b) (c)			(7) 30-day GS maint allowance (a) (b) (c)			(8) 1 yr alw Per 100 equip cntgcy plan- ning	(9) Depot maint alw per 100 Equip	(10) Illustration (a) (b) Fig Item No. no	
XAFZZ		PIN: 7348924 (19207)			1									39	16
PAFZZ	5315-362-2139	PIN, SHAFT, DRIVE GEAR: 7378382 (19207)		EA	1	*	*	*	*	*	*	*	*	39	17
PAFZZ	2990-770-2770	BUSHING, DRIVE SHAFT: 7702770 (19207)		EA	2	*	*	*	*	*	*	*	*	39	18
PAFZZ	5330-753-9536	GASKET: MTG 98380R91 (31007)		EA	1	*	*	*	*	*	*	*	*	39	19
PAFZZ	5310-143-6488	WASHER, KEY: 10871194 (19207)		EA	2	*	*	*	*	*	*	*	*	39	20
PAFZZ	5310-637-9541	WASHER, LOCK: MS35338-46 (96906)		EA	2	*	*	*	*	*	*	*	*	39	21
PAFZZ	4730-421-9087	PLUG, PIPE: HOUSING AND COVER 1/8-2NPT MS49005-2 (96906).		EA	2	*	*	*	*	*	*	*	*	39	22
PAFZZ	2990-737-5470	VALVE ASSEMBLY, GOVERNOR: 7375470 (19207)		EA	1	*	*	*	*	*	*	*	*	39	23
PAFZZ	5305-781-3924	SCREW, CAP, HEXAGON HEAD: 1/4-20X1 3/4 MS90725-107 (96906).		EA	2	*	*	*	*	*	*	*	*	39	24
PAFZZ	5310-582-5965	WASHER, LOCK: 1/4 SCREW SIZE MS35338-44 (96906)		EA	2	*	*	*	*	*	*	*	*	39	25
PAFZZ	5310-732-0558	NUT, PLAIN, HEXAGON: MS1967-8 (96906)		EA	2	*	*	*	*	*	*	*	*	39	26
PAFZZ	2910-734-8970	GASKET: GOVERNOR 7348970 (19207)		EA	1	*	*	*	*	*	*	*	*	39	27
PAFZZ	5330-242-8363	SEAL, PLAIN ENCASED: 1603006 (50019)		EA	1	*	*	*	*	*	*	*	*	39	28
PAFZZ	2920-734-8974	HOUSING ASSEMBLY, DRIVE: 7348974 (19207)		EA	1	*	*	*	*	*	*	*	*	39	29
PAFZZ	3120-362-0589	BEARING, THRUST: LOWER GEAR R600M228 (02978)		EA	1	*	*	*	*	*	*	*	*	39	30
PAFZZ	2920-737-5235	GEAR: SHAFT, GEAR R600H225 (14351)		EA	1	*	*	*	*	*	*	*	*	39	31
PAFZZ	2805-350-6869	GASKET: DRIVE SHAFT HOUSING R600S283 (02978)		EA	1	*	*	*	*	*	*	*	*	39	32
NONILLUSTRATED ITEMS															
PAFZZ	2920-734-8972	HOUSING, DRIVE, W/SHAFT: 7348972 (19207)		EA	1	*	*	*	*	*	*	*	*	NI	
PAFZZ	5330-551-2070	PAPER GASKET: VALVE TO DISTRIBUTOR HHP96 (81348).		FT	V	*	*	*	*	*	*	*	*	NI	
PAFZZ	5330-242-8363	SEAL, PLAIN ENCASED: VALVE HOUSING COVER 545204 (21450).		EA	1	*	*	*	*	*	*	*	*	NI	
PAOZZ	2920-620-3961	CABLE ASSEMBLY, IGNITION: NO. 2 AND 5 SPARK PLUG 8741867 (19207).		EA	2	*	*	*	*	*	*	*	*	40	1
PAOZZ	2920-620-3959	CABLE ASSEMBLY, IGNITION: NO. 3 AND 4 SPARK PLUG MS51011-2 (96906).		EA	2	*	*	*	*	*	*	*	*	40	1
PAOZZ	2920-724-3111	CABLE ASSEMBLY, IGNITION: NO. 1 AND 6 SPARK PLUG 8741868 (19207).		EA	2	*	*	*	*	*	*	*	*	40	1
PAOZZ	2920-288-3126	SPARK PLUG: P SHIELDED: 14-MM; MS35909-1 (96906)		EA	6	*	*	*	*	*	*	*	*	40	2
PAOZZ	2920-287-9135	SPARK PLUG: SHIELDED: 14-MM; HOT TYPE SM35909-2 (96906).		EA	6	*	*	*	*	*	*	*	*	40	2
PAOZZ	5330-883-8218	GASKET: SPARK PLUG MS35769-10 (96906)		EA	6	*	*	*	*	*	*	*	*	40	3
GROUP 12-BRAKES															
1209-AIR COMPRESSOR ASSEMBLY															
PAOZZ	2530-863-3155	COMPRESSOR, RECIPROCATING, POWER DRIVEN: AIR BRAKE MS51322-1 (96906).		EA	1	*	*	*	*	*	*	*	*	41	1
PAOZZ	2530-818-0508	GASKET: AIR CLEANER INTAKE 7748826 (19207)		EA	1	*	*	*	*	*	*	*	*	41	2


PAOZZ	4310-986-0013	INTAKE, AIR CLEANER: AIR COMPRESSOR MS53005-1 (96906).	EA 1	*	* * *	* * * * 41	3
PAOZZ	5310-959-4679	WASHER, LOCK: AIR CLEANER TO AIR COMPRESSOR MS35340-45 (96906).	EA 2	*	* * *	* * * * 41	4
PAOZZ	5306-225-8503	BOLT, MACHINE: AIR CLEANER TO AIR COMPRESSOR MS90725-32 (96906).	EA 2	*	* * *	* * * * 41	5
PAOZZ	5305-269-3215	SCREW, CAP, HEXAGON HEAD: PULLEY MTG MS90725-65 (96906).	EA 2	*	* * *	* * * * 41	6
PAOZZ	5310-637-9541	WASHER, LOCK: PULLEY MTG MS35338-48 (96906)	EA 2	*	* * *	* * * * 41	7
PAOZZ	3030-821-8270	BELT, DRIVE: AIR COMPRESSOR MS51070-42 (96906)	EA 1	*	* * *	* * * * 41	8
PAOZZ	5310-275-9453	NUT, PLAIN, HEXAGON, SLOTTED: PULLEY MTG 7376063 (19207).	EA 1	*	* * *	* * * * 41	9
PAOZZ	2530-740-9206	PULLEY ASSEMBLY: AIR COMPRESSOR 7409206 (19207).	EA 1	*	* * *	* * * * 41	10
PAOZZ	2530-459-7700	GASKET: AIR COMPRESSOR MTG BRACKET TO CYLINDER 7375218 (19207).	EA 1	*	* * *	* * * * 41	11
PAOZZ	2805-535-3684	BRACKET: AIR COMPRESSOR MTG 10871167 (19207)	EA 1	*	* * *	* * * * 41	12
PAOZZ	5310-584-5272	WASHER, LOCK: BRACKET MTG MS35338-48 (96906)	EA 4	*	* * *	* * * * 41	13
PAOZZ	5310-768-0318	NUT, PLAIN, HEXAGON: BRACKET MTG MS51967-14 (96906)	EA 4	*	* * *	* * * * 41	14
PAOZZ	4730-018-9566	PLUG, PIPE: BRACKET 45-6120-532-001 (81336)	EA 2	*	* * *	* * * * 41	15
PAOZZ	5307-335-4089	STUD, PLAIN: COMPRESSOR TO BRACKET X4320(02978).	EA 4	*	* * *	* * * * 41	16
PAOZZ	5330-641-6449	GASKET: AIR COMPRESSOR TO MTG BRACKET 2067767 (24167).	EA 1	*	* * *	* * * * 41	17
PAOZZ	5310-209-0965	WASHER, LOCK: AIR COMPRESSOR MTG 7/16 MS35338-47 (96906)	EA 4	*	* * *	* * * * 41	18
PAOZZ	5310-880-8189	NUT PLAIN, HEXAGON: AIR COMPRESSOR MTG 7/16UNC MS51967-11 (96906)	EA 4	*	* * *	* * * * 41	19
GROUP 33-SPECIAL PURPOSE KITS							
XADZZ		3301-REUSABLE SHIPPING CONTAINERS					
PAFDL	8115-572-0742	CONTAINER, UPPER: 8723240 (19207)	1			42	1
PAFZZ	5310-763-8920	SHIPPING AND STORAGE CONTAINER: 8723250 (19207)	EA 1			* * 42	2
PAFZZ	5310-763-8920	NUT, PLAIN, HEXAGON: SKID TO LOWER SECTION; REINFORCE SECTION: UPPER SECTION TO LOWER SECTION; 5/8-11 MS51967-20 (96906).	EA 48	*	* * *	* * * * 42	3
PADZZ	5330-314-0755	SEAL, RUBBER, ROUN: COVER 8723252 (19207)	EA 1			* * 42	4
PADZZ	5305-725-4109	SCREW, CAP, HEXAGON HEAD: TENSION BAR TO ANGLES; 5/8 18X1 1/2 MS90726-163 (96906).	EA 2			* * 42	5
XADZZ		BAR: 8723251 (19207)	1			42	6
XADZZ		BRACKET: 8723258 (19207)	1			42	7
PADZZ	5340-439-1759	MOUNT, RESILIENT: 8380737 (19207)	EA 4			* * 42	8
PADZZ	5305-719-5219	SCREW, CAP, HEXAGON HEAD: ENGINE CONTAINER; 1/2X1 1/4 MS90727-111 (96906).	EA 22			* * 42	9
PADZZ	5310-062-4954	NUT, SELF-LOCKING, HEXAGON: ENGINE CONTAINER 1/2-20 MS21450-8 (96906).	EA 18			* * 42	10
XADZZ		CONTAINER, LOWER: 8723235 (19207)	EA 1			42	11
PADZZ	5305-724-5911	SCREW, CAP, HEXAGON HEAD: UPPER SECTION TO LOWER SECTION; 5/8-11X1 3/4 MS90725-163 (96906).	EA 1			* * 42	12

(1) SMR Code	(2) Federal Stock Number	(3) Description Reference Number & Mfr. code	(4) Unit of meas	(5) Qty. Inc. in Unit	(6) 30-day DS maint allowance (a) (b) (c)	(7) 30-day GS maint allowance (a) (b) (c)	(8) 1 yr alw Per 100 equip cntgcy plan- ning	(9) Depot maint alw per 100 Equip	(10) Illustration (a) (b) Fig Item No. no
					1-20 21-50 51-100	1-20 21-50 51-100			
--DZZ		WASHER,LOCK: SKID TO LWER SECTION; REINFORCE BOX SKIDS; 5/8 IN. MS35338-50 (96906).	EA	16					42 13
--DZZ		SKID, ENGINE CONTAINER: 8723249 (19207)	EA	2					42 14
PADZZ	5305-724-6760	SCREW,CAP,HEXAGON HEAD: SKIDS TO LOWER SECTION; 3/4-10X41/2 MS90725-174(96906).	EA	8			*	*	42 15
PADZZ	4820-620-8123	VALVE,SAFETY RELIEF: 8376456 (19207)	EA	1			*	*	42 16
PADZZ	5340-240-6884	COVER,ACCESS: 8723125 (19207)	EA	1			*	*	42 17
PADZZ	5310-827-8487	NUT, PLAIN, WING: LOWER SECTION ACCESSORY; 3/8-24 MS35426-16 (96906)	EA	2			*	*	42 18
PADZZ	5305-269-3213	SCREW,CAP,HEXAGON HEAD: LOWER SECTION ACCESSORY COVER; 3/8-24 X 1 1/4 MS90725-62 (96906).	EA	2			*	*	42 19
PADZZ	4820-242-4064	VALVE,PNEUMATIC TANK: AIR SUPPLY 15660861 (10001).	EA	1			*	*	42 20
PADZZ	7690-180-6349	DECAL, INSTRUCTION: 8723403 (19207)	EA	1			*	*	42 21
PADZZ	5305-269-3214	SCREW, CAP, HEXAGON HEAD: HUMIDITY INDICATOR WINDOW AND BRACKETS MS90725-64 (96906).	EA	4			*	*	42 22
PADZZ	5330-194-3722	PACKING,PREFORMED: HUMIDITY INDICATOR HOLDER; 1/8 IN. THK, 2-7/8 IN. ID 1866-11 (81168).	EA	1			*	*	42 23
PADZZ	8115-695-8941	WINDOW: CONTINENTAL INDICATOR 8723130 (19207)	EA	1			*	*	42 24
XAFZZ		BRACKET,ANGLE: 8723268 (19207)		1					42 25
PADZZ	5305-253-5625	SCREW,DRIVE: MS21318-46 (96906)	EA	4			*	*	42 26
PADZZ	2590-901-2942	PLATE, IDENTIFICATION : 7973326 (19207)	EA	1			*	*	42 27
XADZZ		ANGLE ASSEMBLY: SIDE 8723265 (19207)		1					42 28
XADZZ		ANGLE ASSEMBLY: SIDE 8723269 (19207)		1					42 29
PADZZ	5310-982-6809	NUT,SELF-LOCKING,HEXAGON: TENSION BARS TO ANGLES 5/8-18 MS21044-N10 (96906).	EA	2			*	*	42 30
PADZZ	5310-880-7746	NUT,PLAIN,HEXAGON, HUMIDITY INDICATOR WINDOW AND BRACKET: 3/8-24 MS51968-5 (96906).	EA	4			*	*	42 31
PADZZ	5310-637-9541	WASHER,LOCK: HUMIDITY INDICATOR WINDOW AND BRACKET; 3/8 MS35338-46 (96906).	EA	4			*	*	42 32
XADZZ		BRACKET: 8723126 (19207)	EA	2					42 33

SECTION III

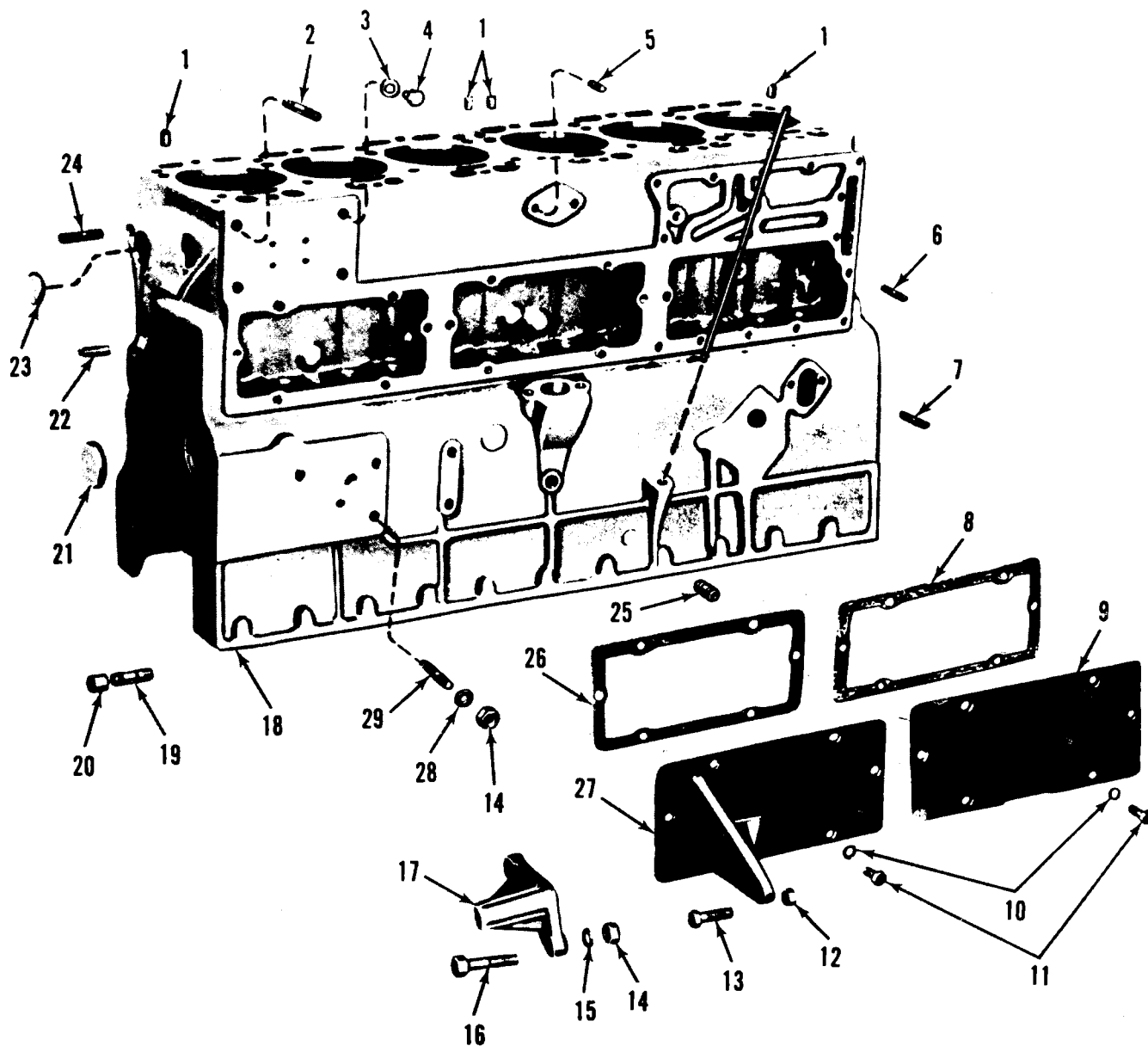
SPECIAL TOOLS LIST

(1) SMR Code	(2) Federal Stock Number	(3) Description Reference Number & Mfr. code	(4) Unit of meas	(5) Qty. Inc. in Unit	(6) 30-day DS maint allowance			(7) 30-day GS maint allowance			(8) 1 yr alw Per 100 equip cntgcy plan- ning	(9) Depot maint alw per 100 Equip	(10) Illustration	
					Usable on code	(a)	(b)	(c)	(a)	(b)	(c)		(a) Fig No.	(b) Item no
		GROUP 26-TOOLS AND TEST EQUIPMENT				1-20	21-50	51-100	1-20	21-50	51-100			
		2604-SPECIAL TOOLS												
PEFFF	5120-338-6721	PULLER KIT: TIMING GEARS AND COMPANION FLANGES 7950198 (19207).	EA	1		1	1	1	1	1	1	6	43	1
PEOFF	5120-390-7779	WRENCH, BELT ADJUSTING: AIR COMPRESSOR 8390170 (19207).	EA	1		1	1	1	1	1	1	6	43	4
PEOFF	5120-473-7741	WRENCH,SEAL PLATE: OIL FILTER 7076229 (19207)	EA	1		1	1	1	1	1	1	6	43	5
PEOFF	5120-473-6511	WRENCH,CYLINDER HEAD: 7078072 (19207)	EA	1		1	1	1	1	1	1	6	43	6
PEFFF	4910-795-0189	STAND,ENGINE: 7950189 (19207)	EA	1		1	1	1	1	1	1	6	43	7
PEHHH	5120-878-8541	REMOVER AND REPLACER: CAMSHAFT BUSHING 7950163 (19207).	EA	1					1	1	1	6	44	1
PEFFF	5120-795-0108	REPLACER, OIL SEAL: 7950108 (19207)	EA	1		1	1	1	1	1	1	6	44	2
PEFFF	5120-795-0130	REMOVER AND REPLACER: STEERING KNUCKLE BUSHING AND PISTON PIN BUSHING 7950130 (19207) 8708724 (19207).	EA	1		1	1	1	1	1	1	6	44	3
PEFFF	4910-545-8639	PAN,ENGINE OIL DRIP: 8708359 (19207)	EA	1		1	1	1	1	1	1	6	43	2
PEFFF	4910-795-0198	CRADLE ASSEMBLY: ENGINE STAND	EA	1		1	1	1	1	1	1	6	43	3
PEFFF	4910-795-0131	ARBOR, CLUTCH PLATE: ALINING 7950131 (19207)	EA	1		1	1	1	1	1	1	6	44	4
PEHHH	5120-494-1846	REMOVER AND REPLACER: PISTON RINGS 7950177 (19207).	EA	1					1	1	1	6	44	5
PEHHH	5120-795-0142	REMOVER AND REPLACER: PISTON PIN 7950142 (19207)	EA	1					1	1	1	6	44	6
PEHHH	5120-795-0132	REPLACER: VALVE SEAT INSERT 7950132 (19207)	EA	1					1	1	1	6	44	7
PEFFF	5110-795-0165	REFACER: WATER PUMP BUSHING 7950165 (19207)	EA	1		1	1	1	1	1	1	6	44	8
PEHHH	5320-795-0105	REMOVER AND REPLACER: VALVE GUIDE 7950105 (19207).	EA	1					1	1	1	6	44	9
PEFFF	5120-795-0081	REMOVER: TACHOMETER DRIVE HOUSING OIL SEAL AND BEARING 7950081 (19207)	EA	1		1	1	1	1	1	1	6	44	10
		NONILLUSTRATED ITEMS												
PEHHH	3443-795-0860	BROACH AND BURNISHER: PISTON PIN BUSHING 7950860 (19207).	EA	1					1	1	1	6	NI	
PEFFF	4910-795-0630	KIT,BRACKET: ENGINES AND CRADLE 7950630 (19207)	EA	1		1	1	1	1	1	1	6	NI	
PEHHH	3443-795-0663	PLATE: PISTON PIN BUSHING 7950663 (19207)	EA	1					1	1	1	6	NI	
PEFFF	5120-707-6220	REPLACER: CRANKSHAFT TIMING GEAR 7076220 (19207)	EA	1		1	1	1	1	1	1	6	NI	



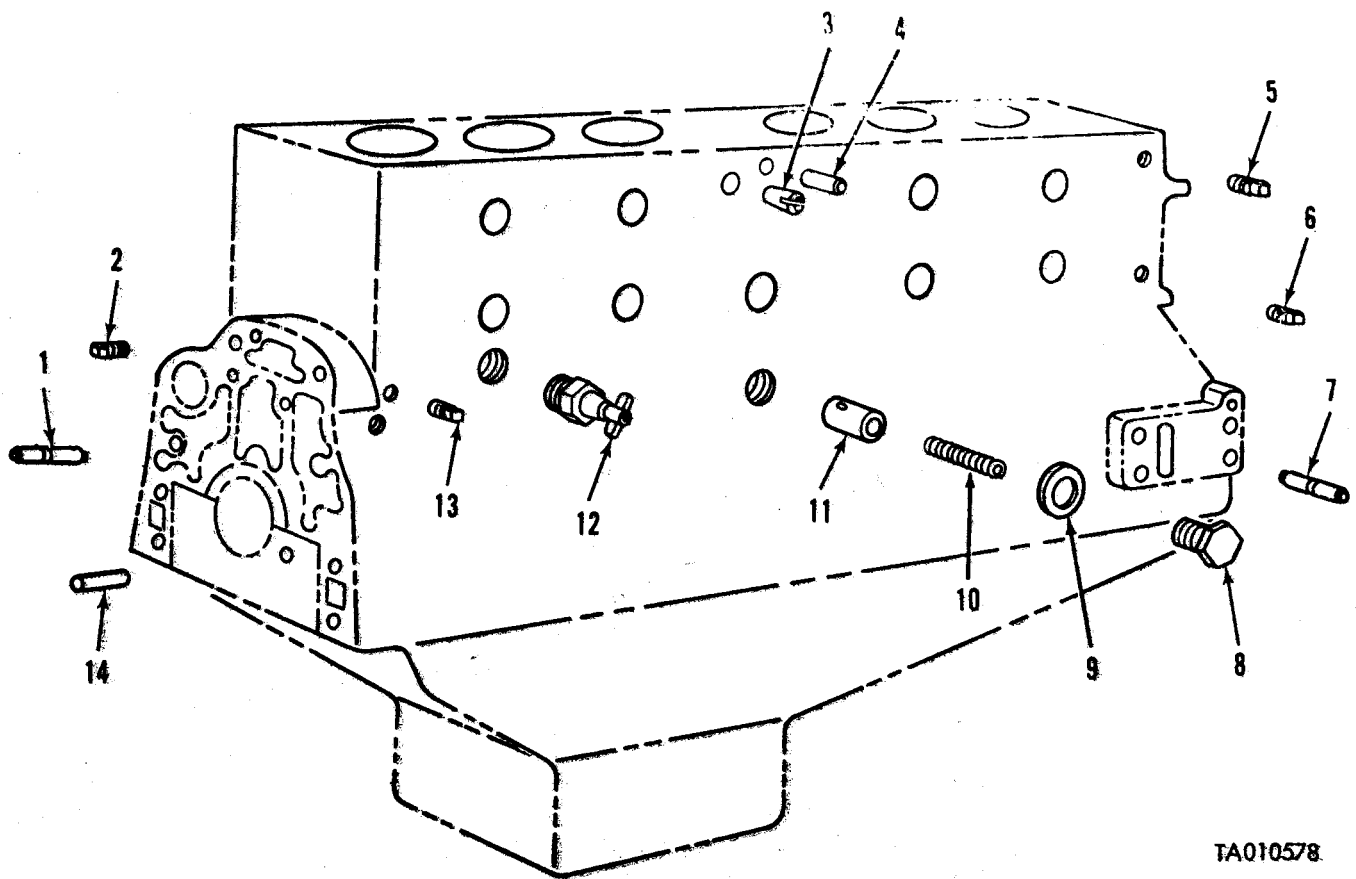
TA010576

Figure 1. Engine and container assembly.



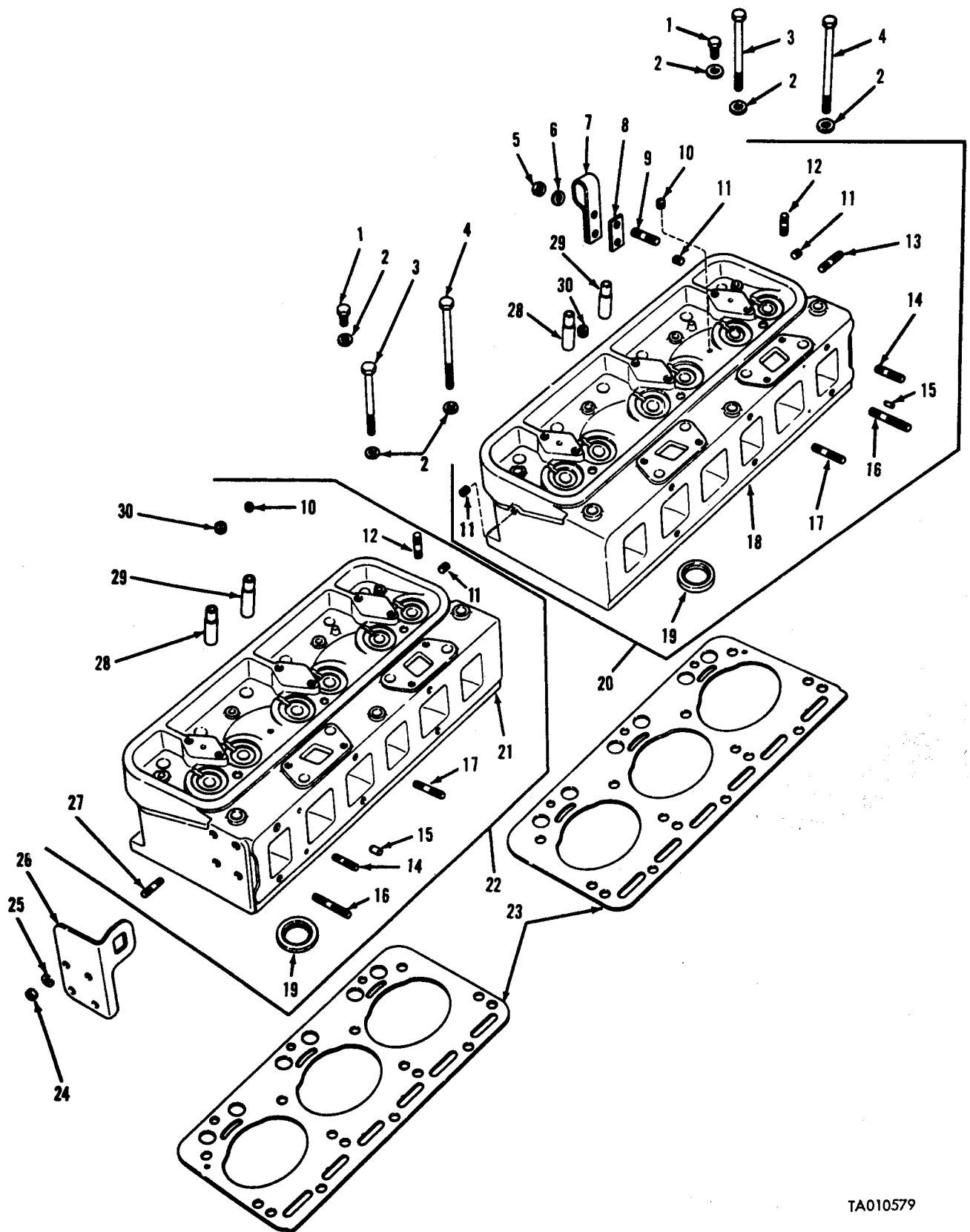
TA010577

Figure 2. Engine crankcase and flywheel housing.



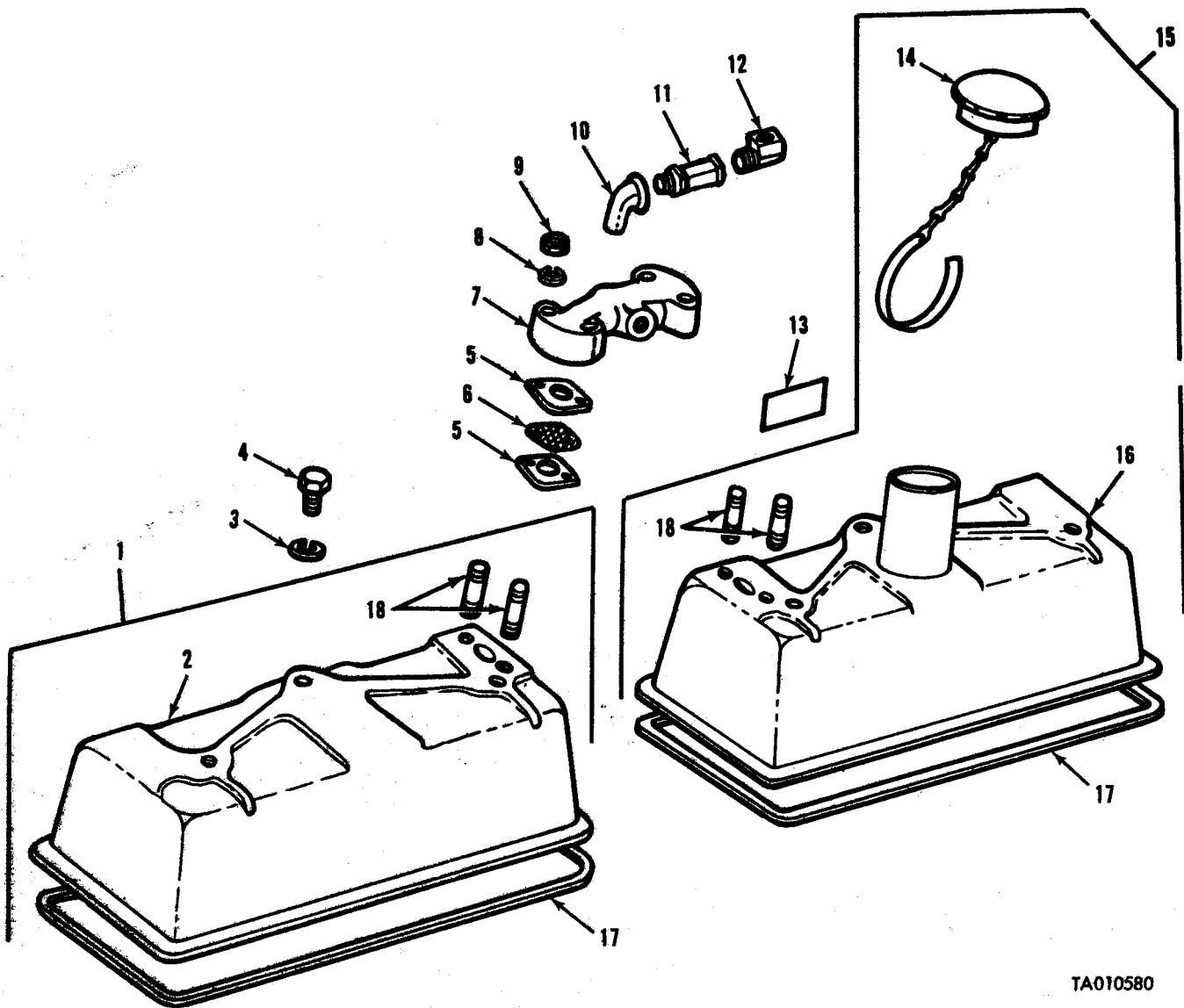
TA010578

Figure 3. Engine crankcase and related parts.



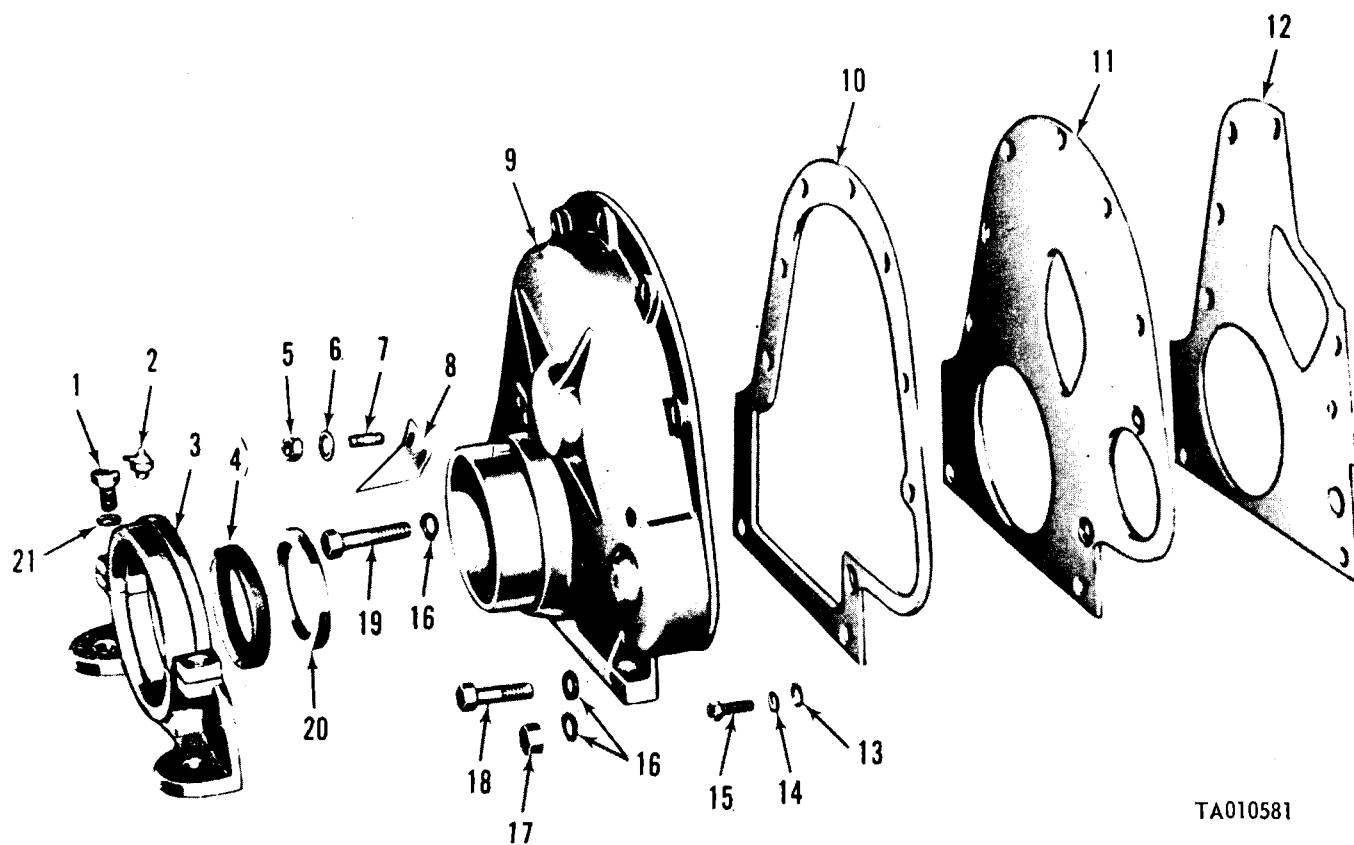
TA010579

Figure 4. Cylinder head and related parts-exploded view.



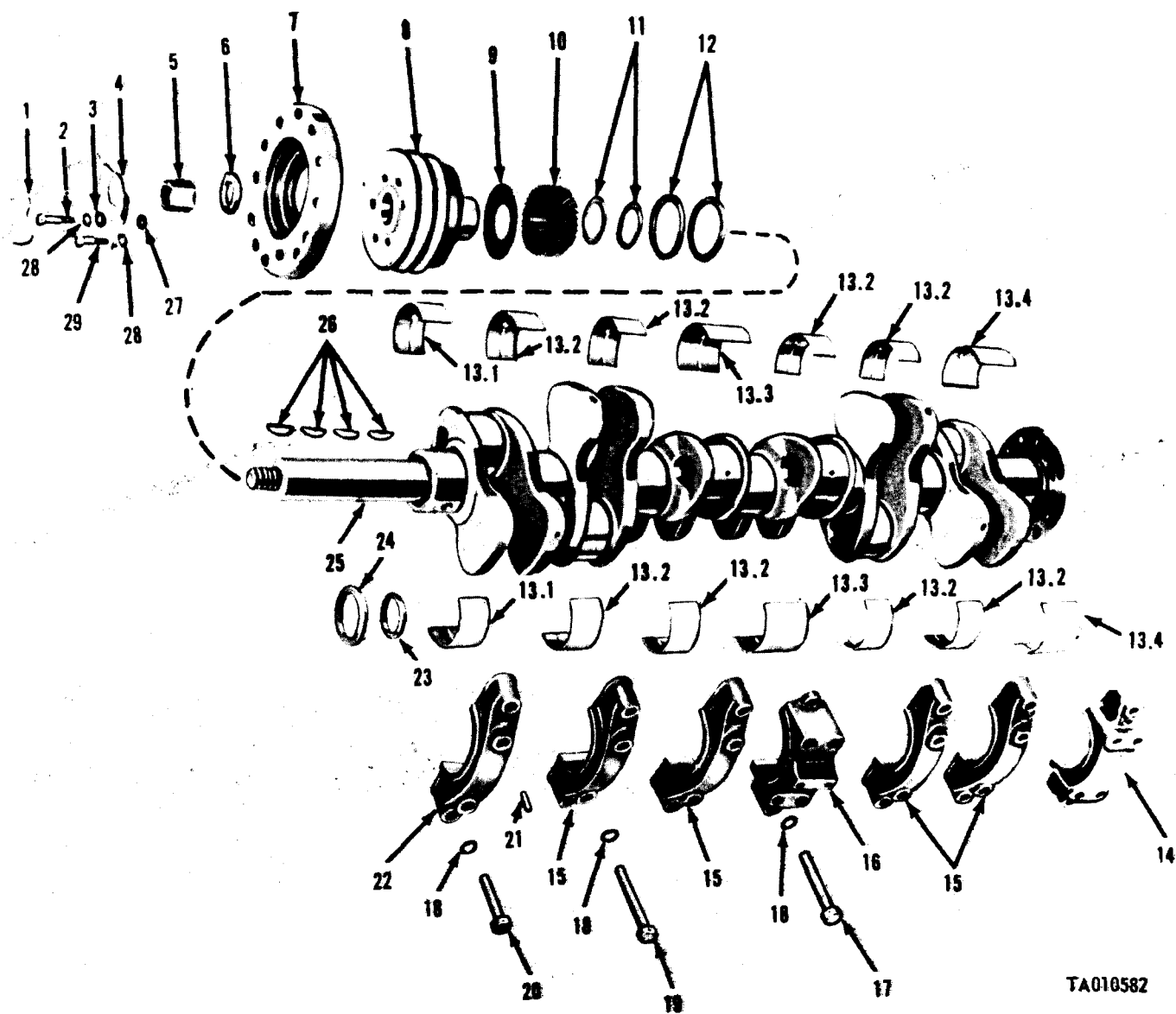
TA010580

Figure 5. Cylinder head cover, breather, and related parts.



TA010581

Figure 6. Engine crankshaft end cover—exploded view.



TA010582

Figure 7. Engine crankshaft bearings and fan drive pulley—exploded view.

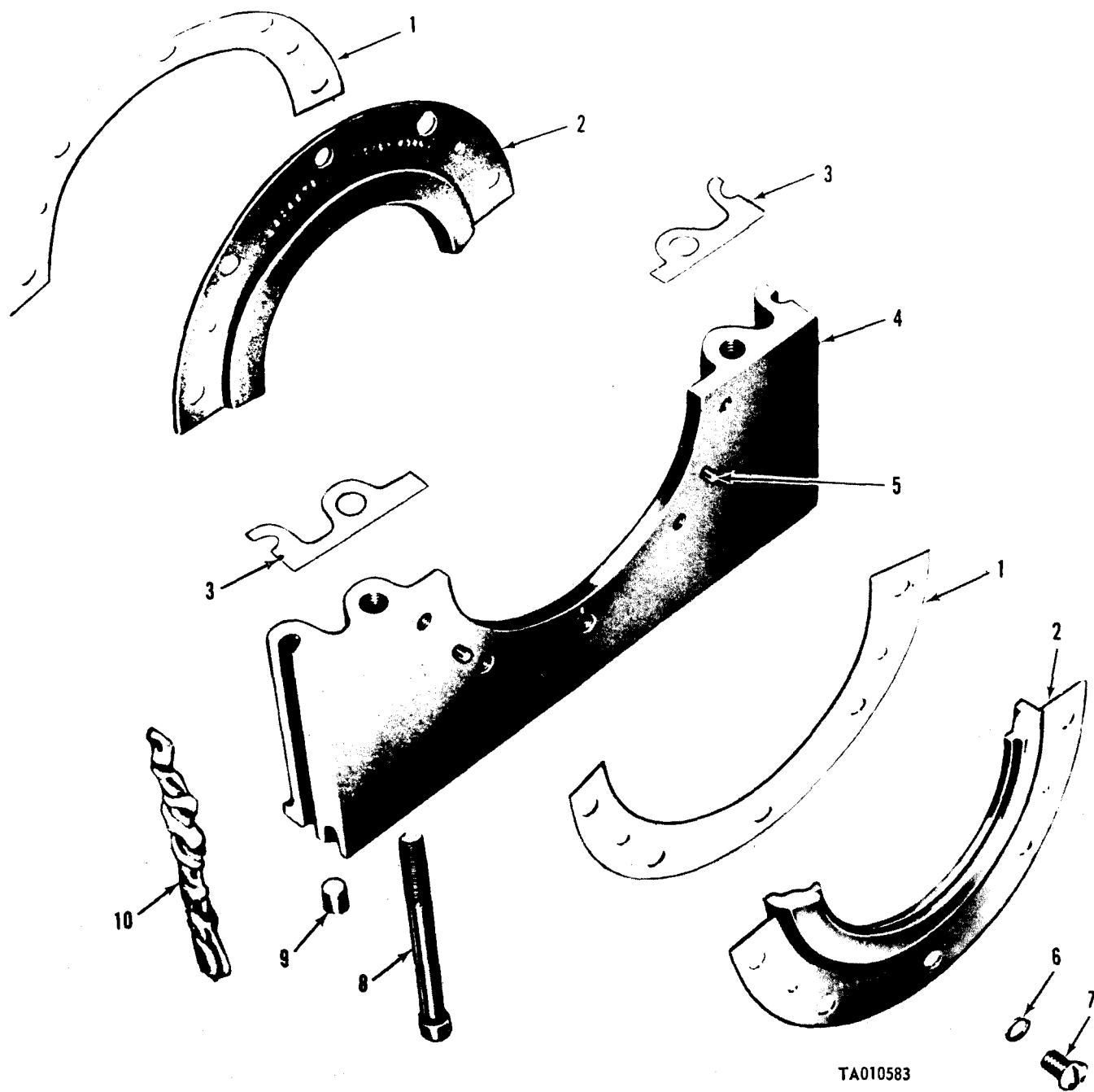


Figure 8. Engine crankcase rear oil seal.

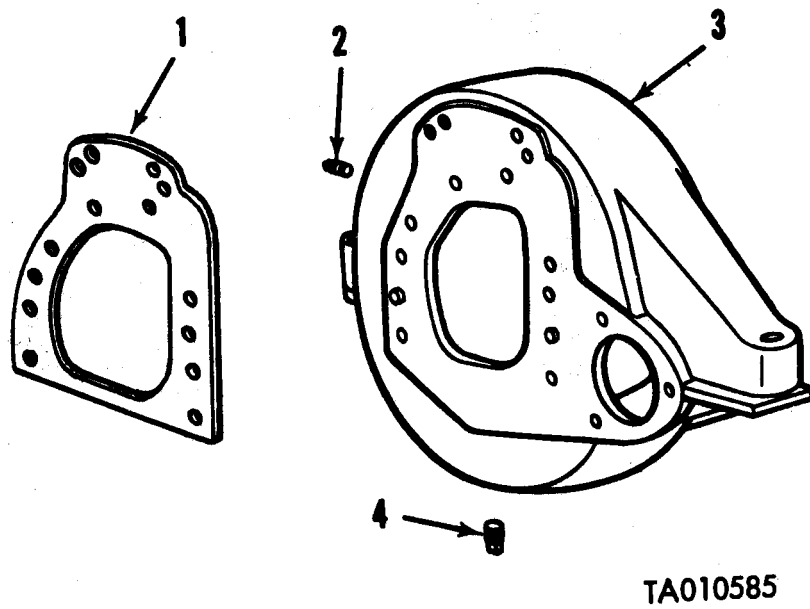
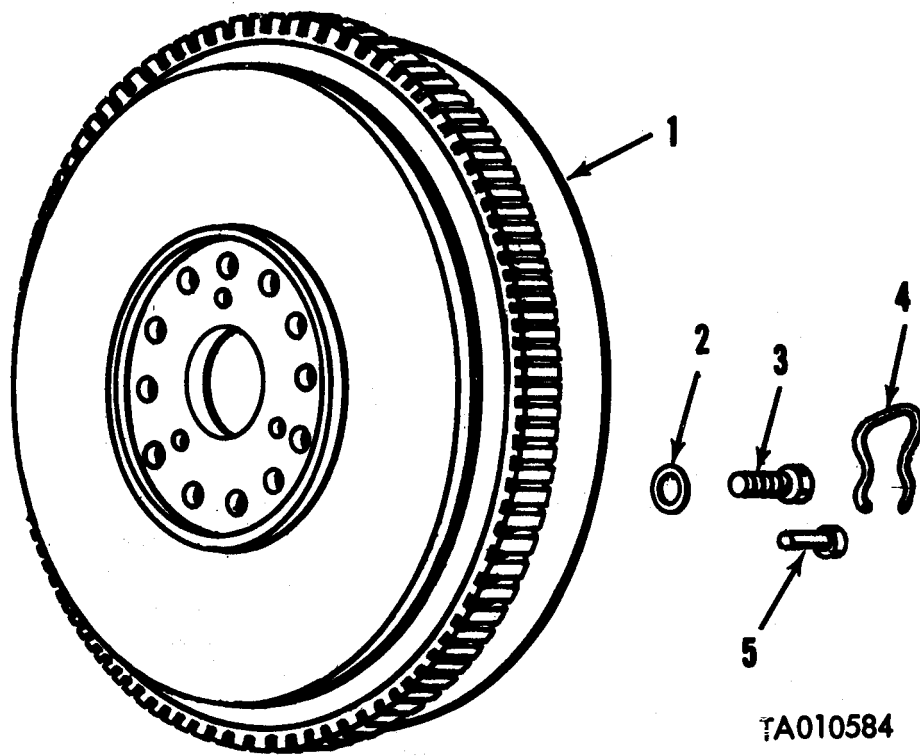


Figure 10. Flywheel housing.

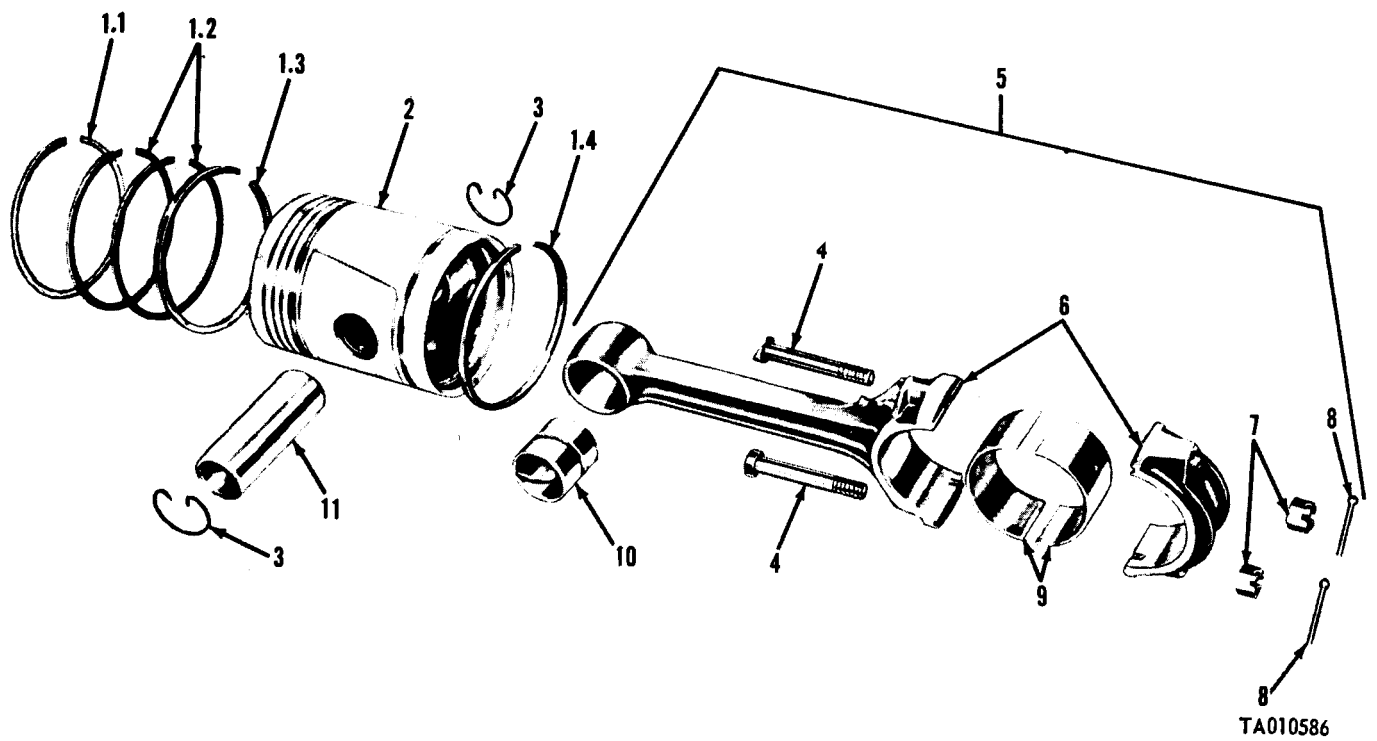


Figure 11. Engine pistons, rings, connecting rods, and bearings-exploded view.

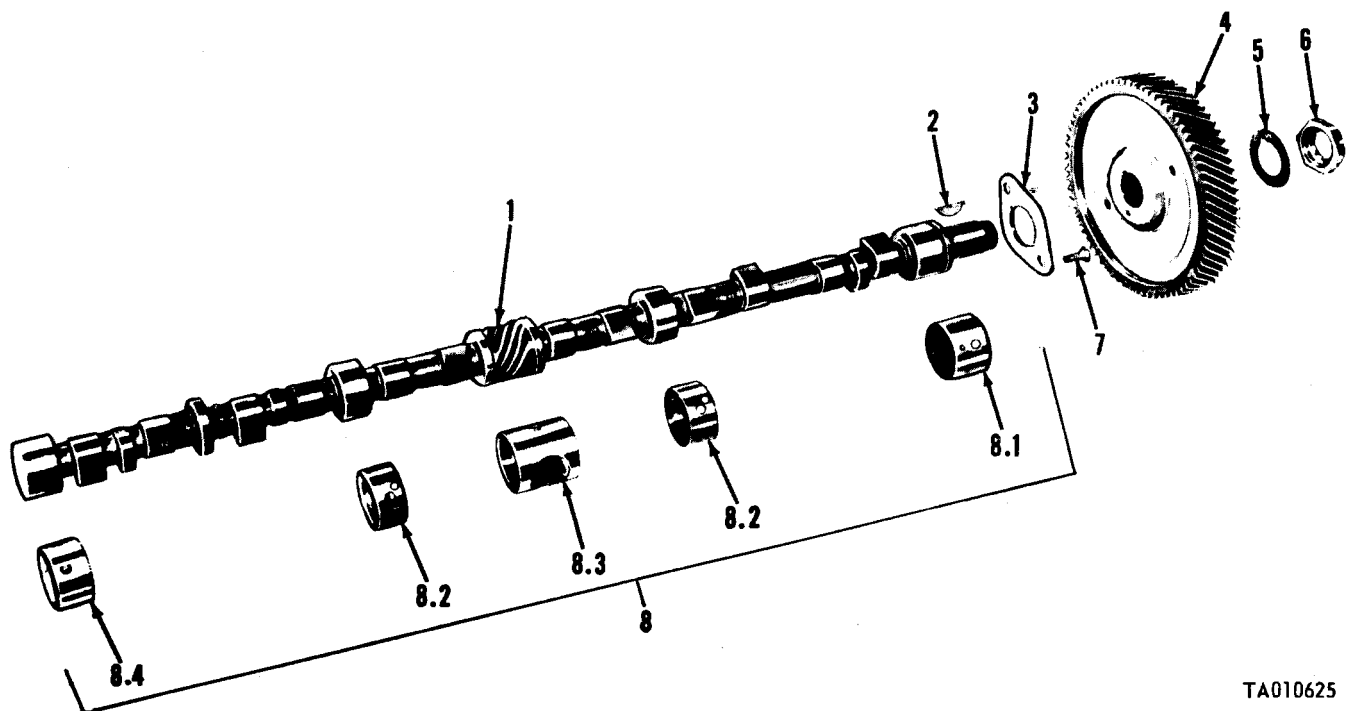
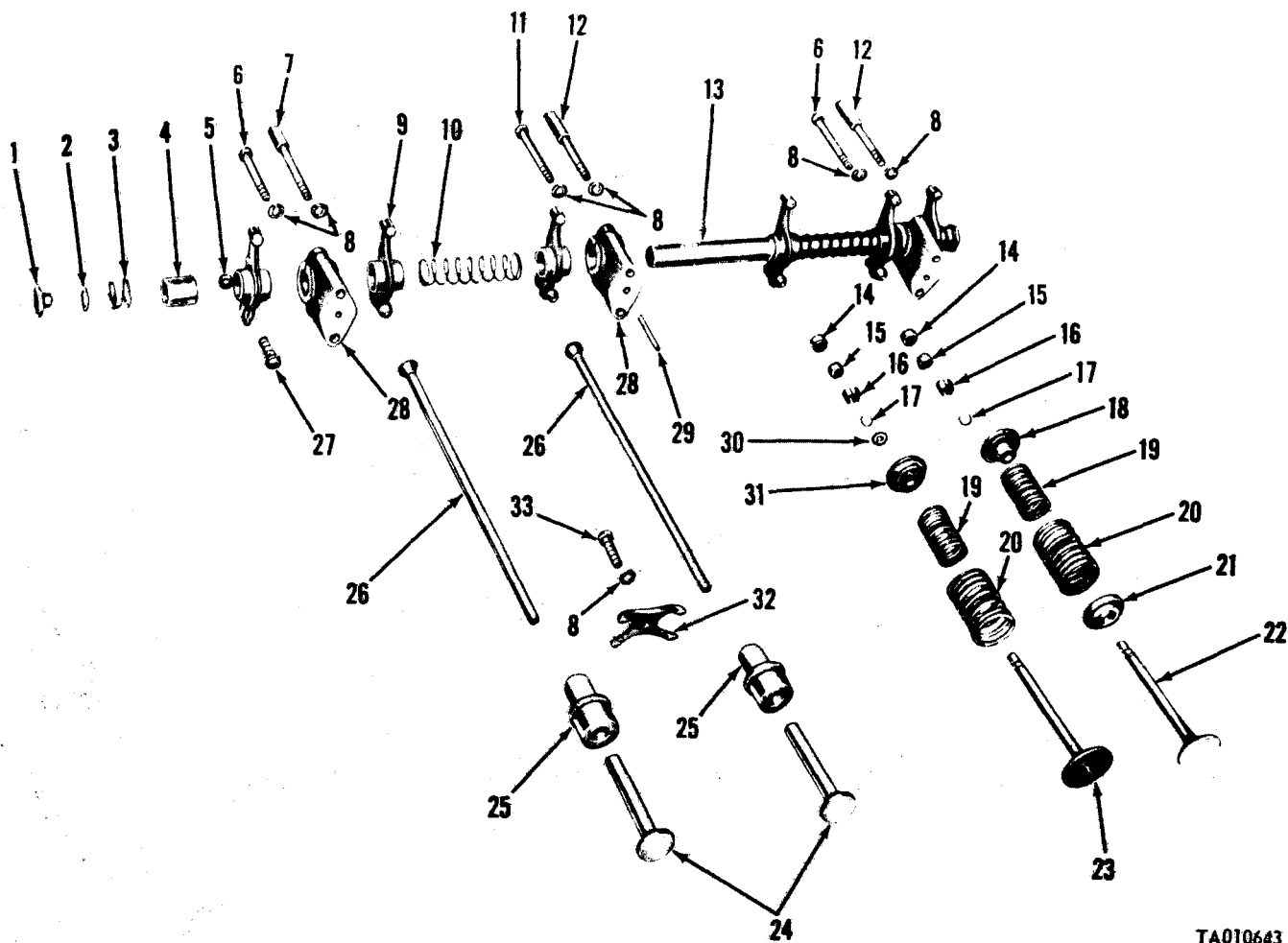


Figure 12. Engine camshaft, bearings, and gear.



TA010643

Figure 13. Engine valves, push rods and rocker arms.

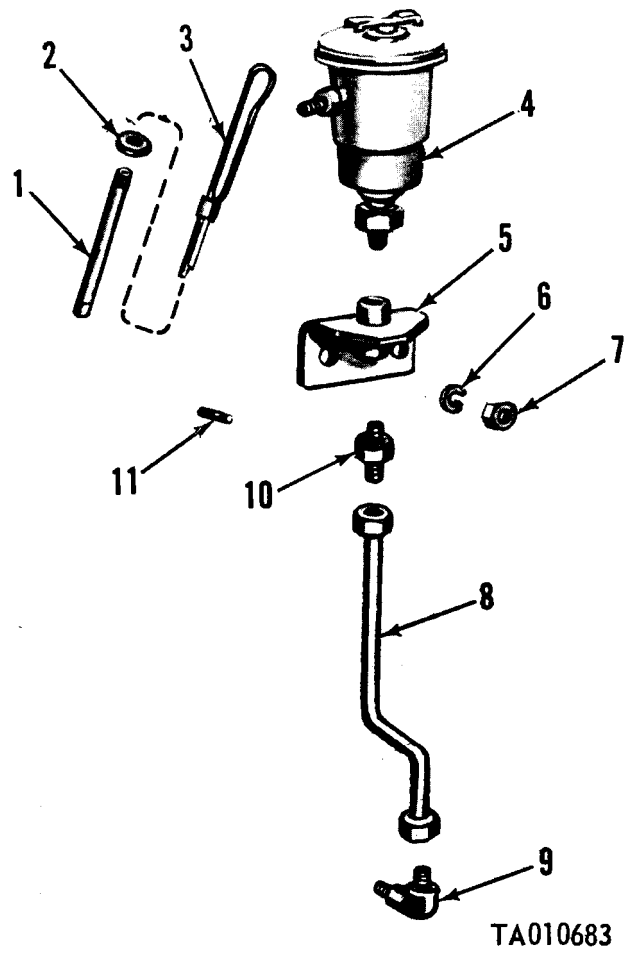
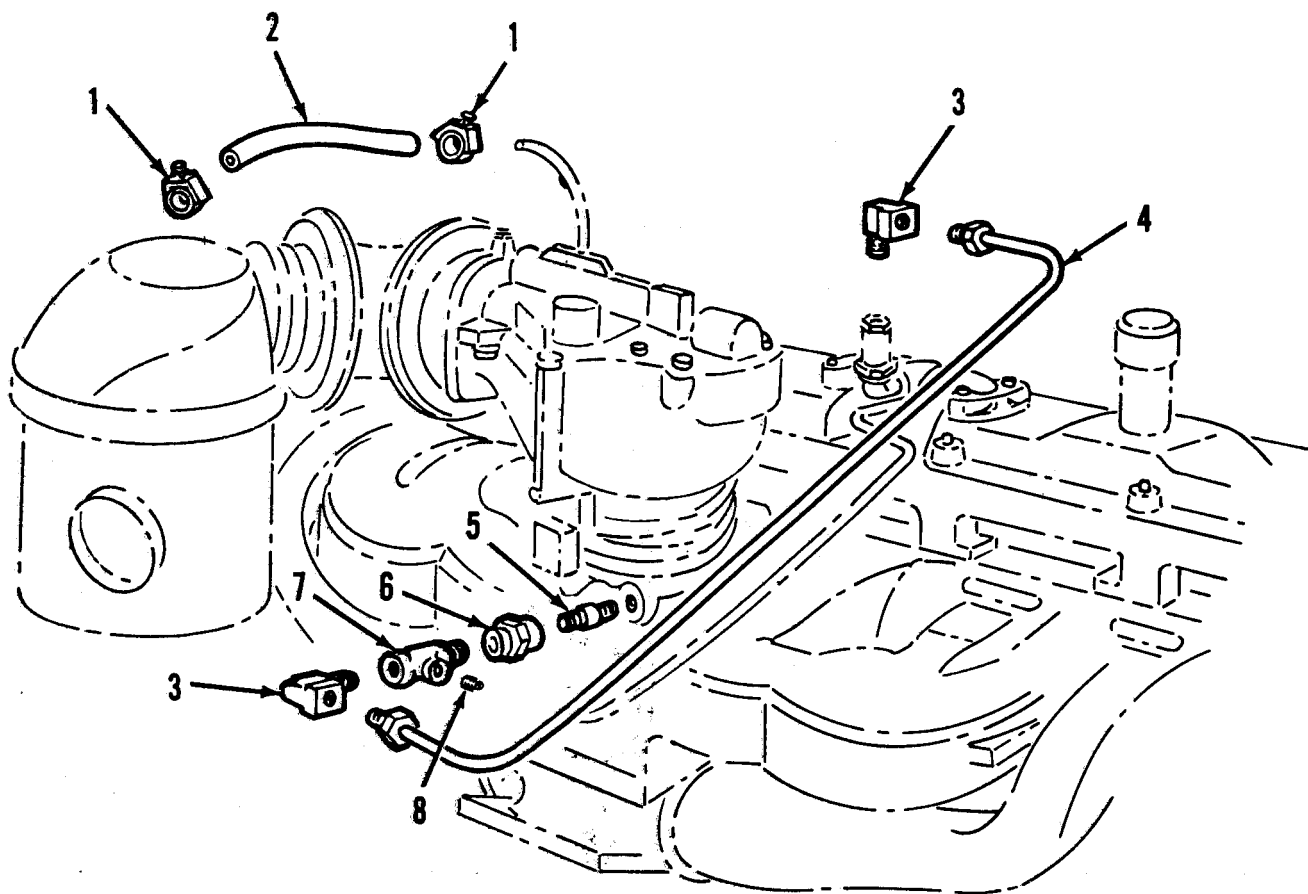
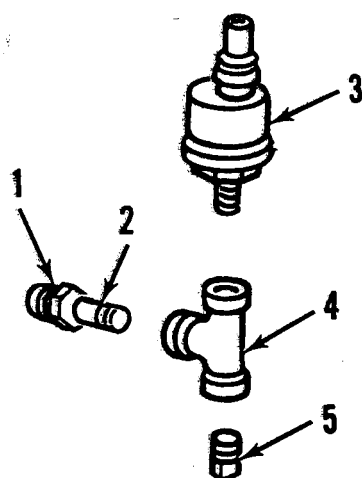


Figure 14. Gage and breather.



TA010644

Figure 15. Engine breather lines.



TA010684

Figure 16. Oil pressure transmitter.

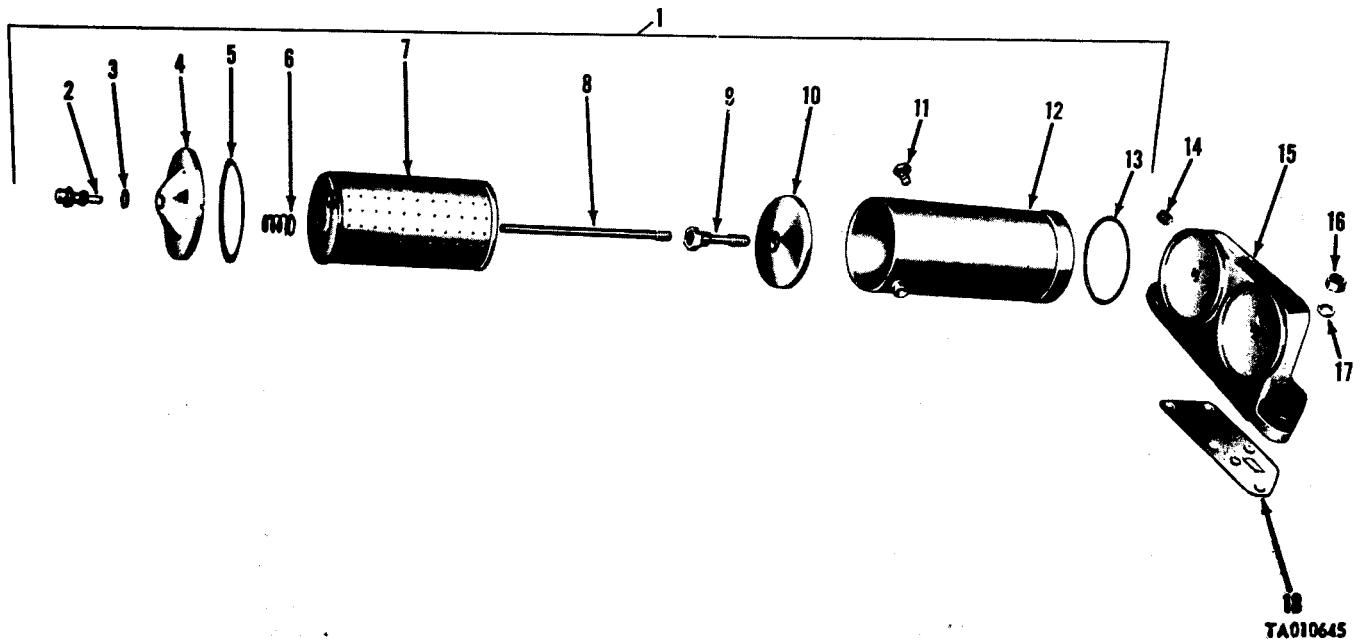


Figure 17. Engine oil filter.

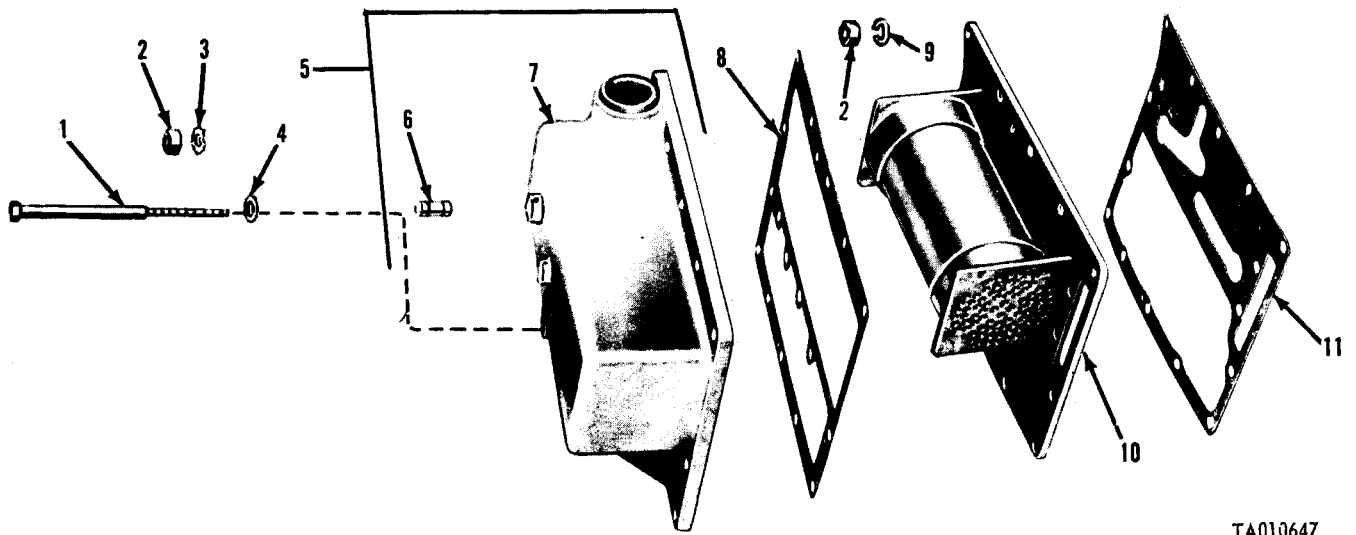
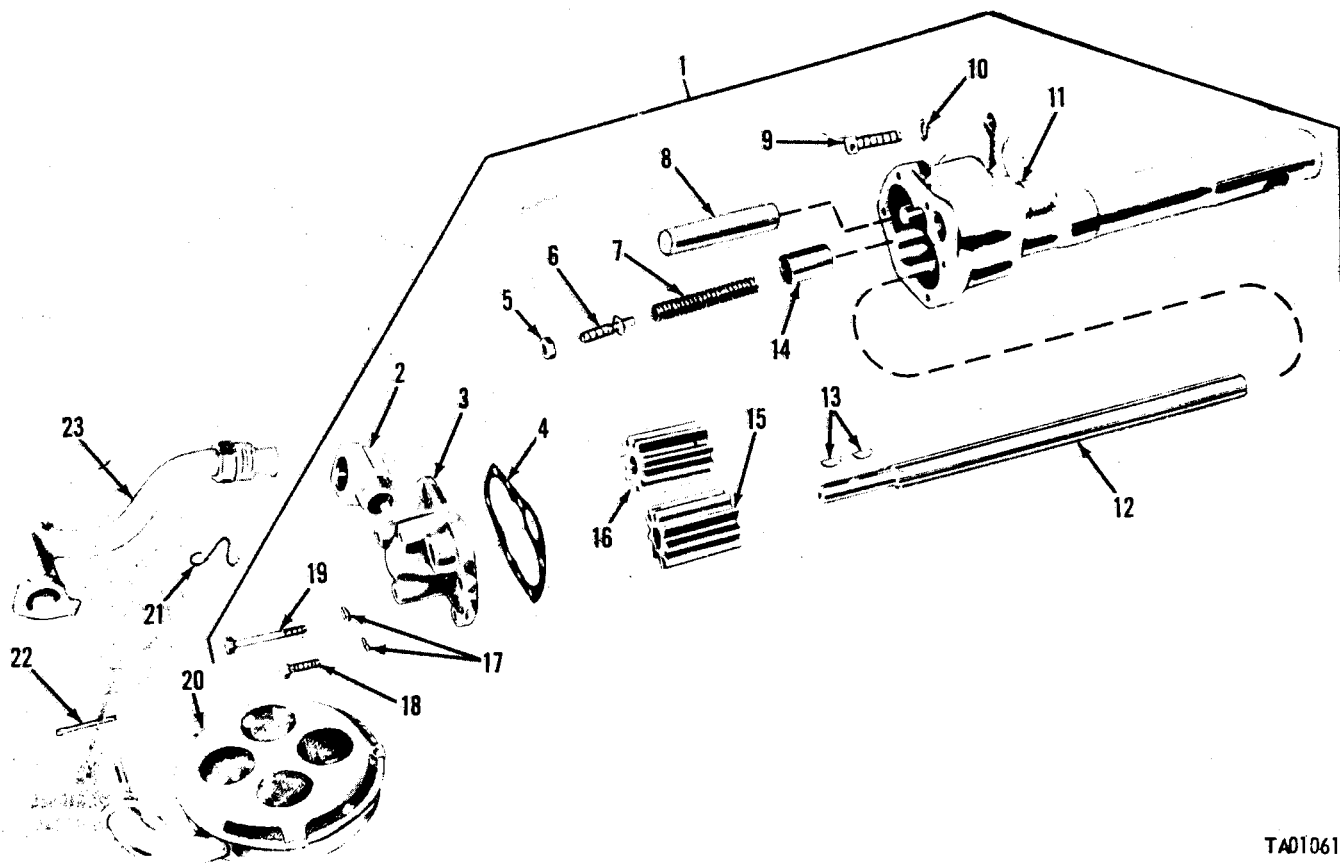
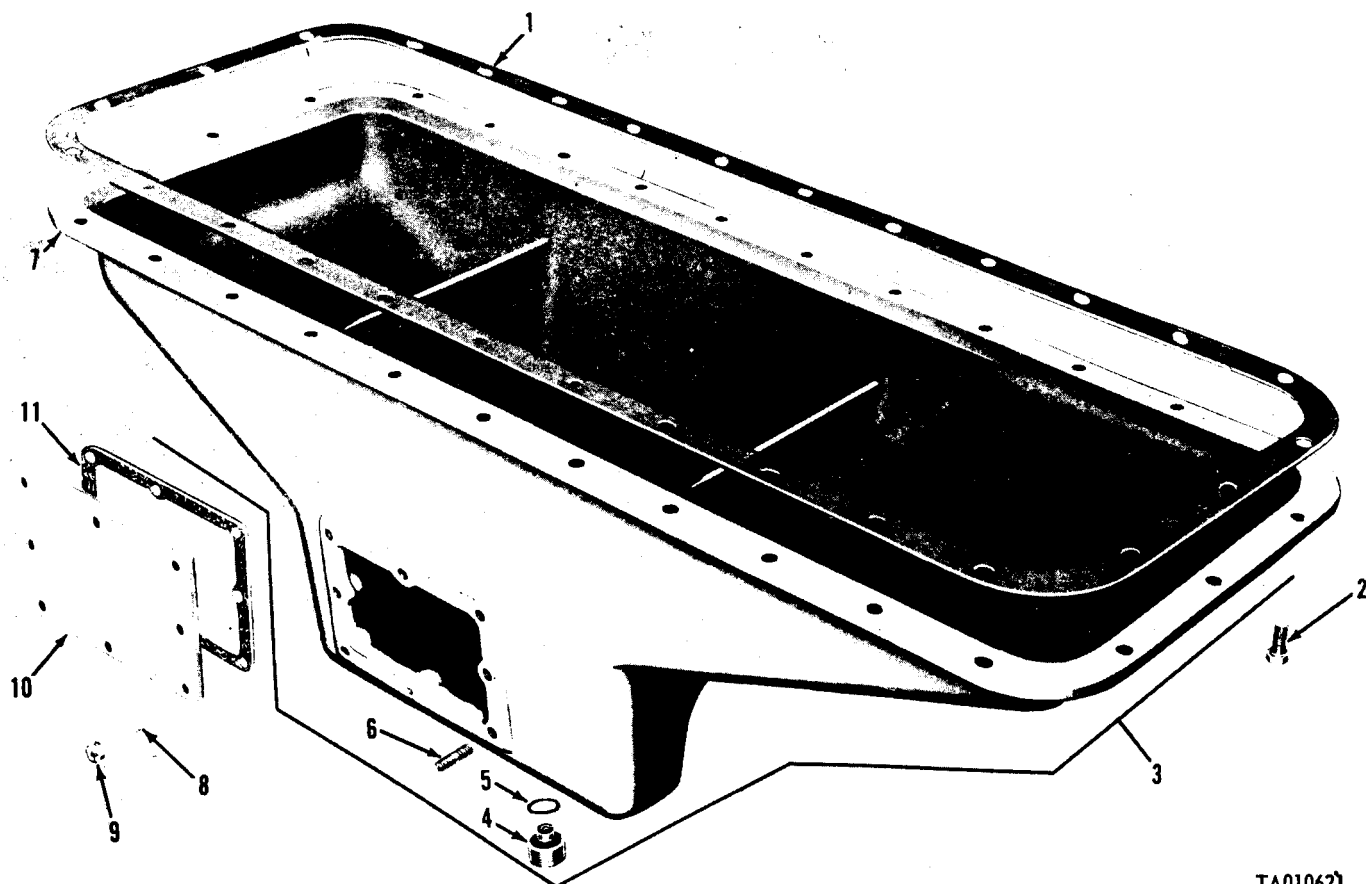


Figure 18. Engine oil cooler assembly and attaching parts.



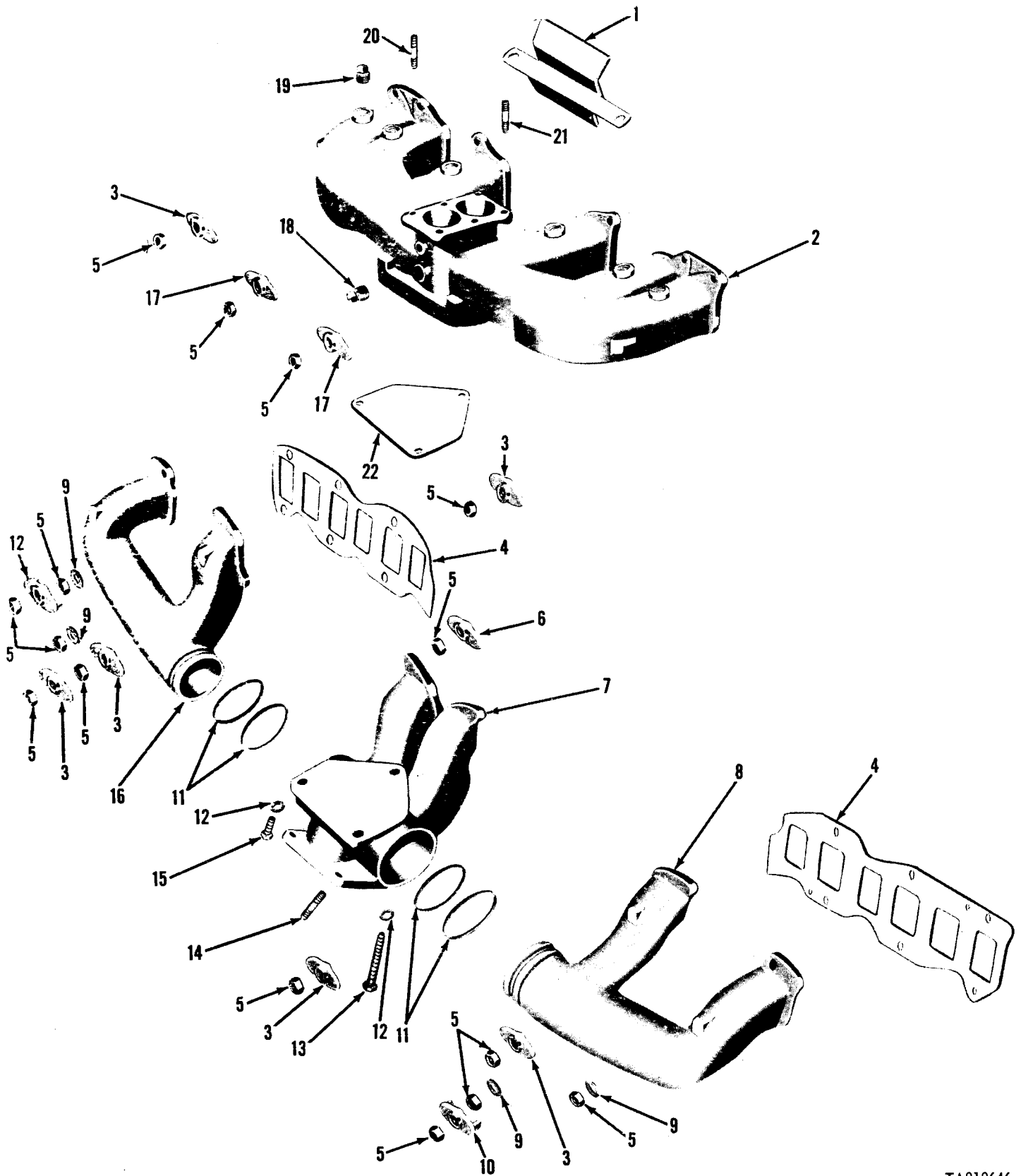
TA010617

Figure 19. Engine oil pump.



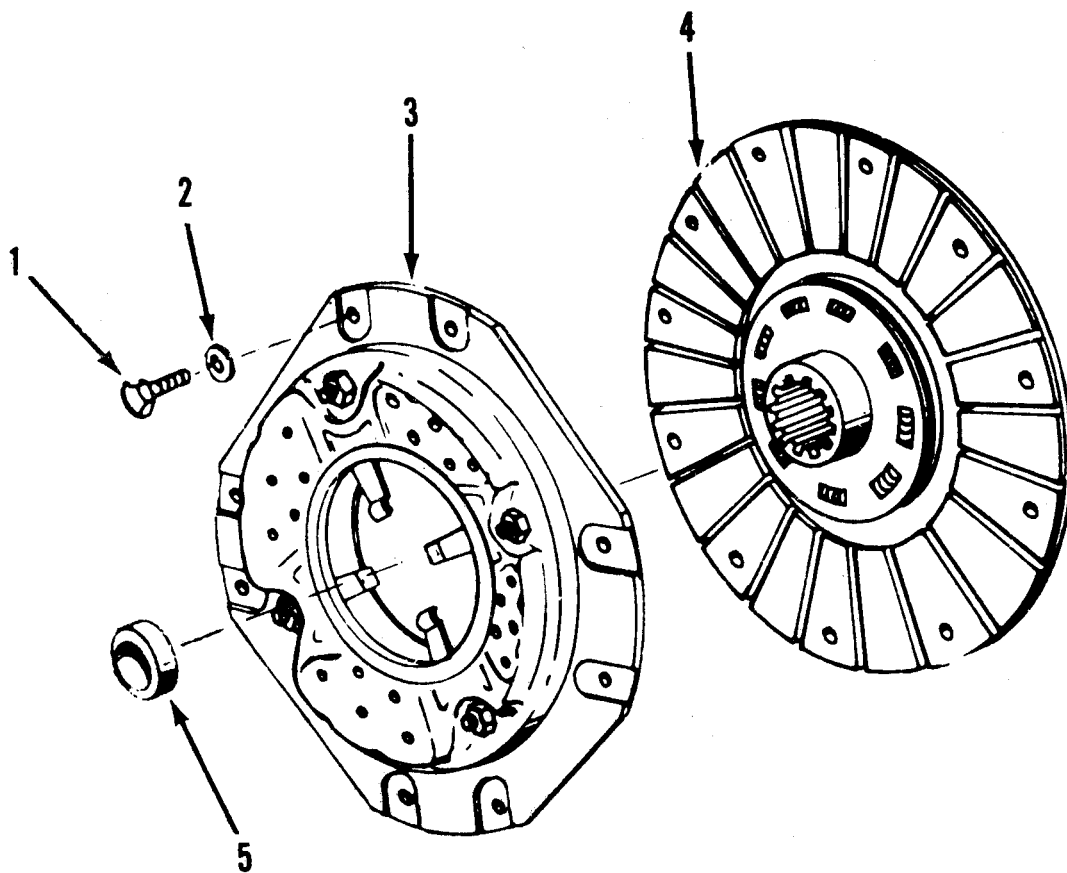
TA010621

Figure 20. Engine oil pan and plate-exploded view.



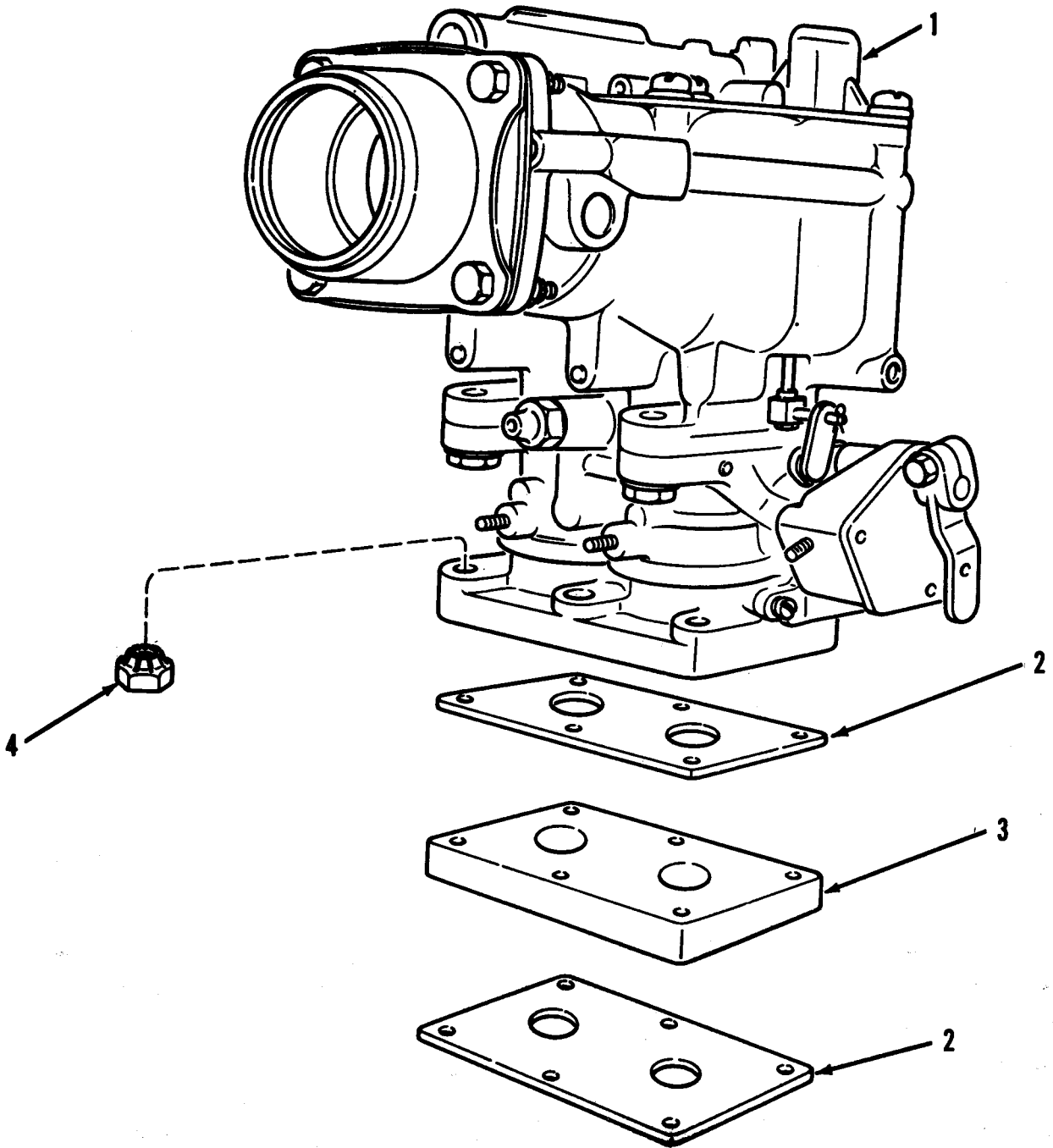
TA010646

Figure 21. Engine intake and exhaust manifold.



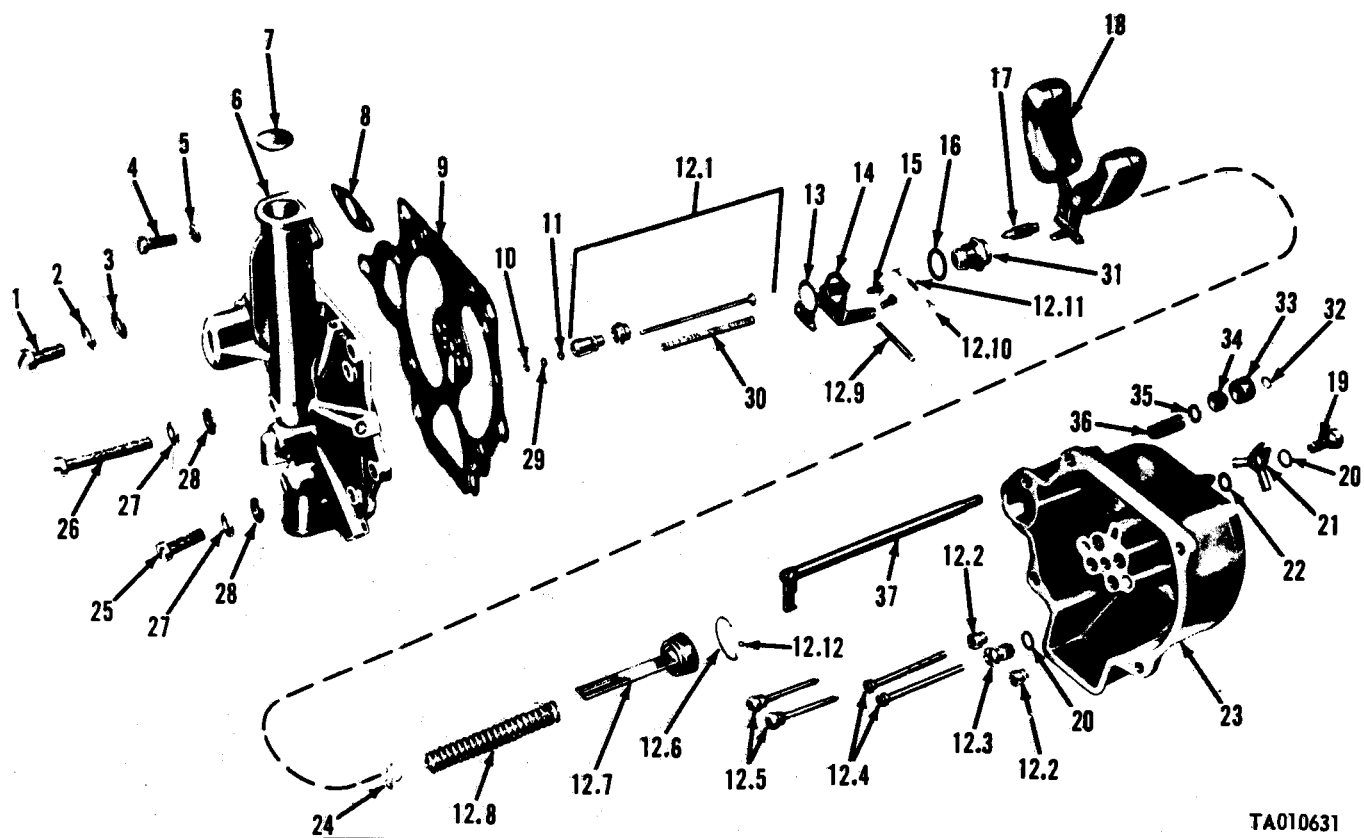
TA010626

Figure 22. Clutch disk and pressure plate.



TA010630

Figure 23. Carburetor assembly and attaching parts.



TA010631

Figure 24. Carburetor assembly.

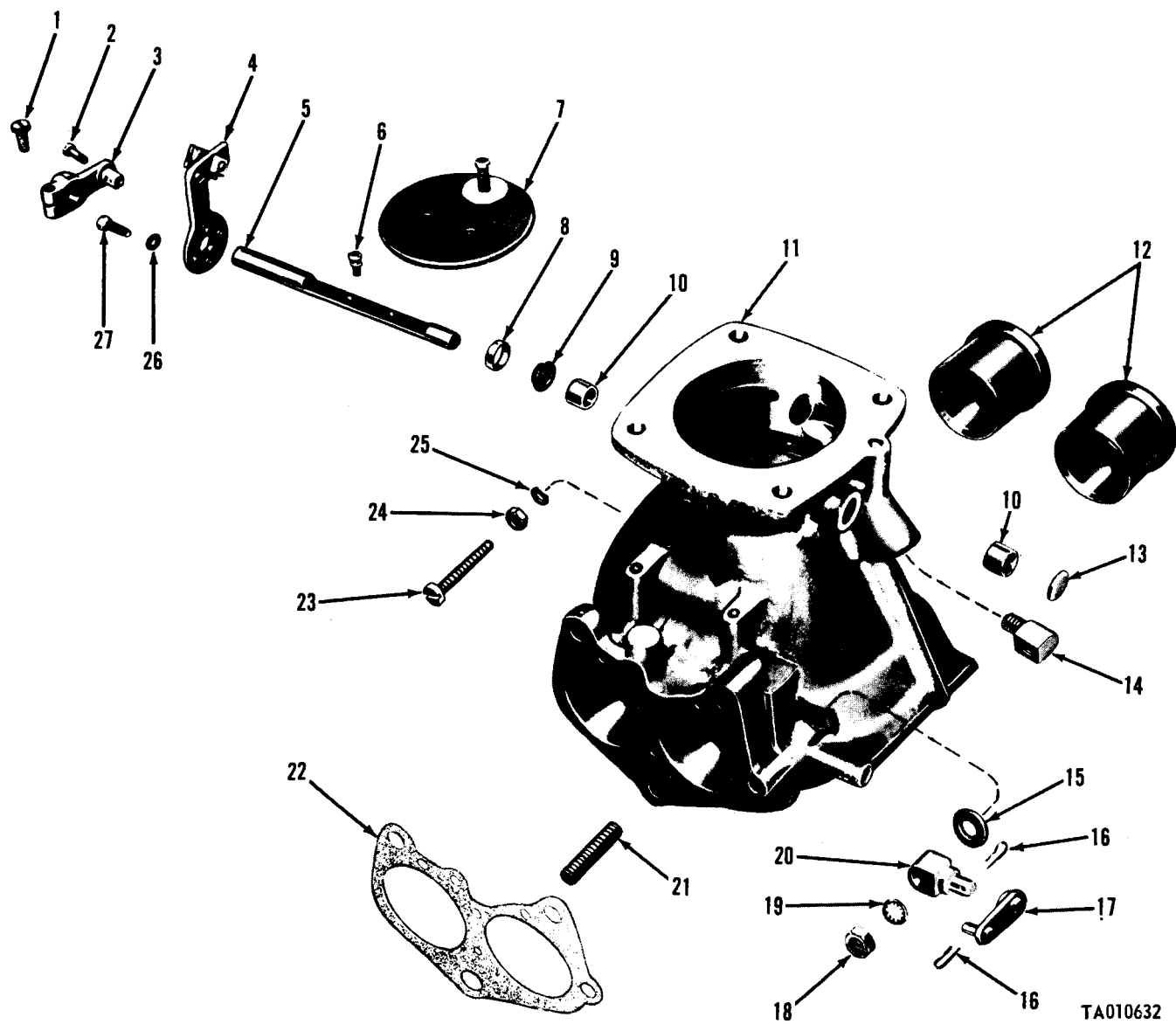


Figure 25. Carburetor air horn and related parts.

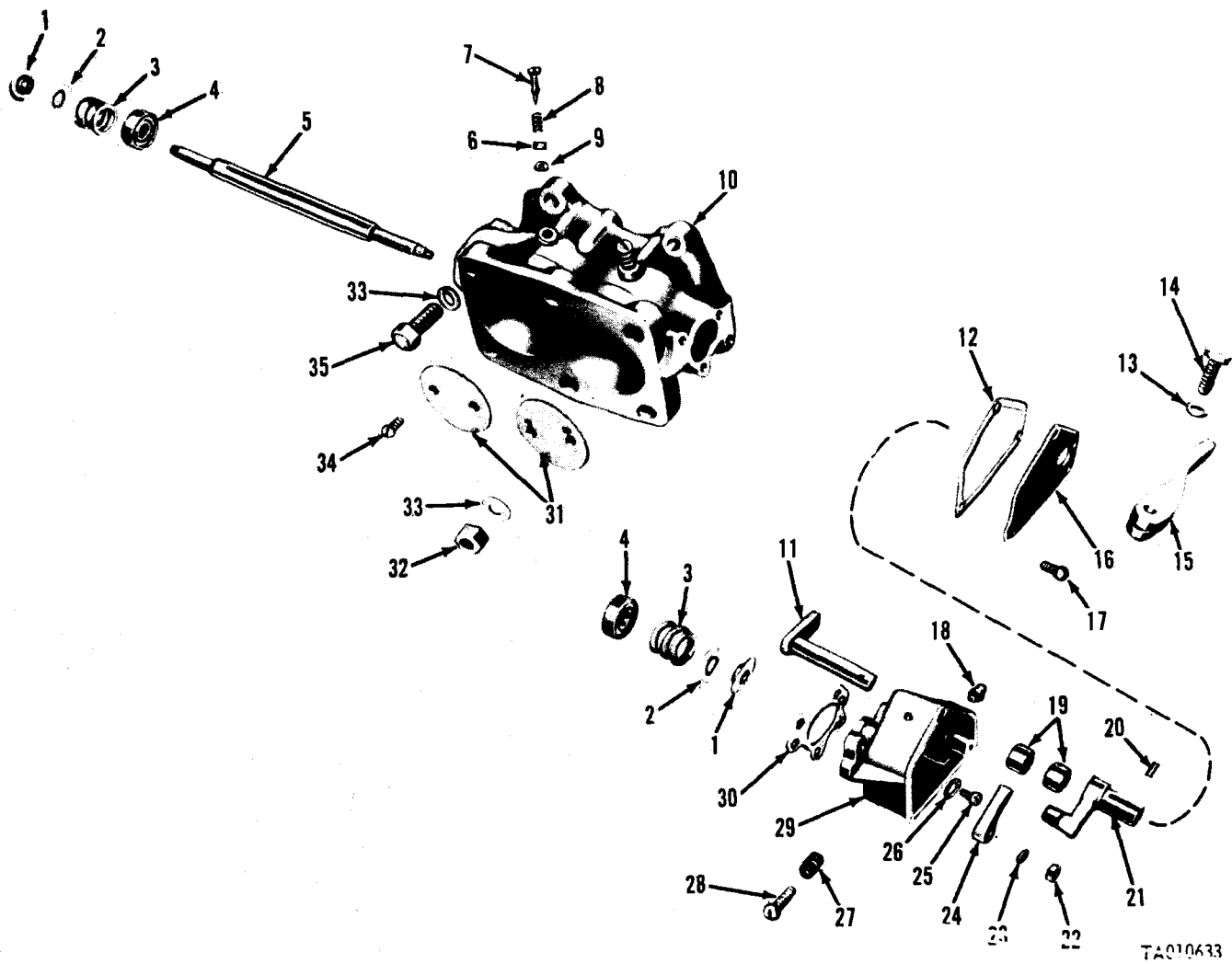


Figure 26. Carburetor throttle body and related parts.

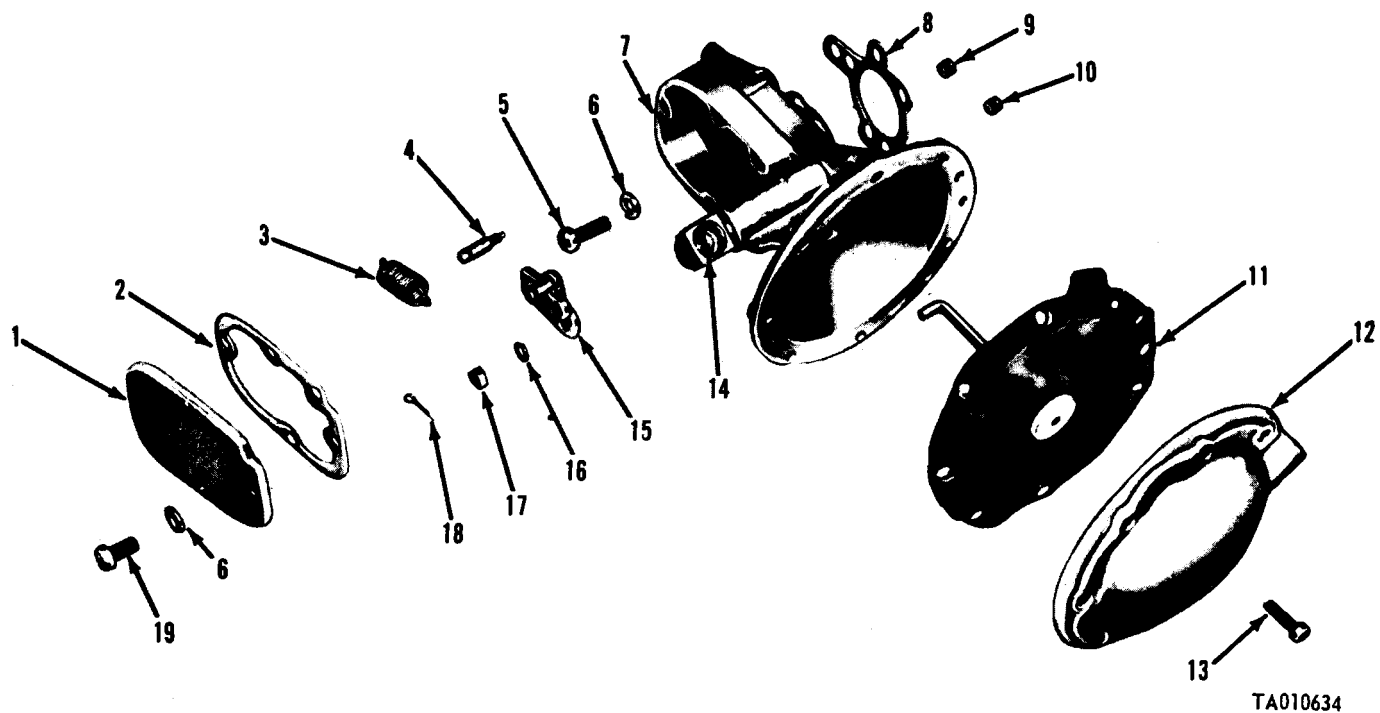

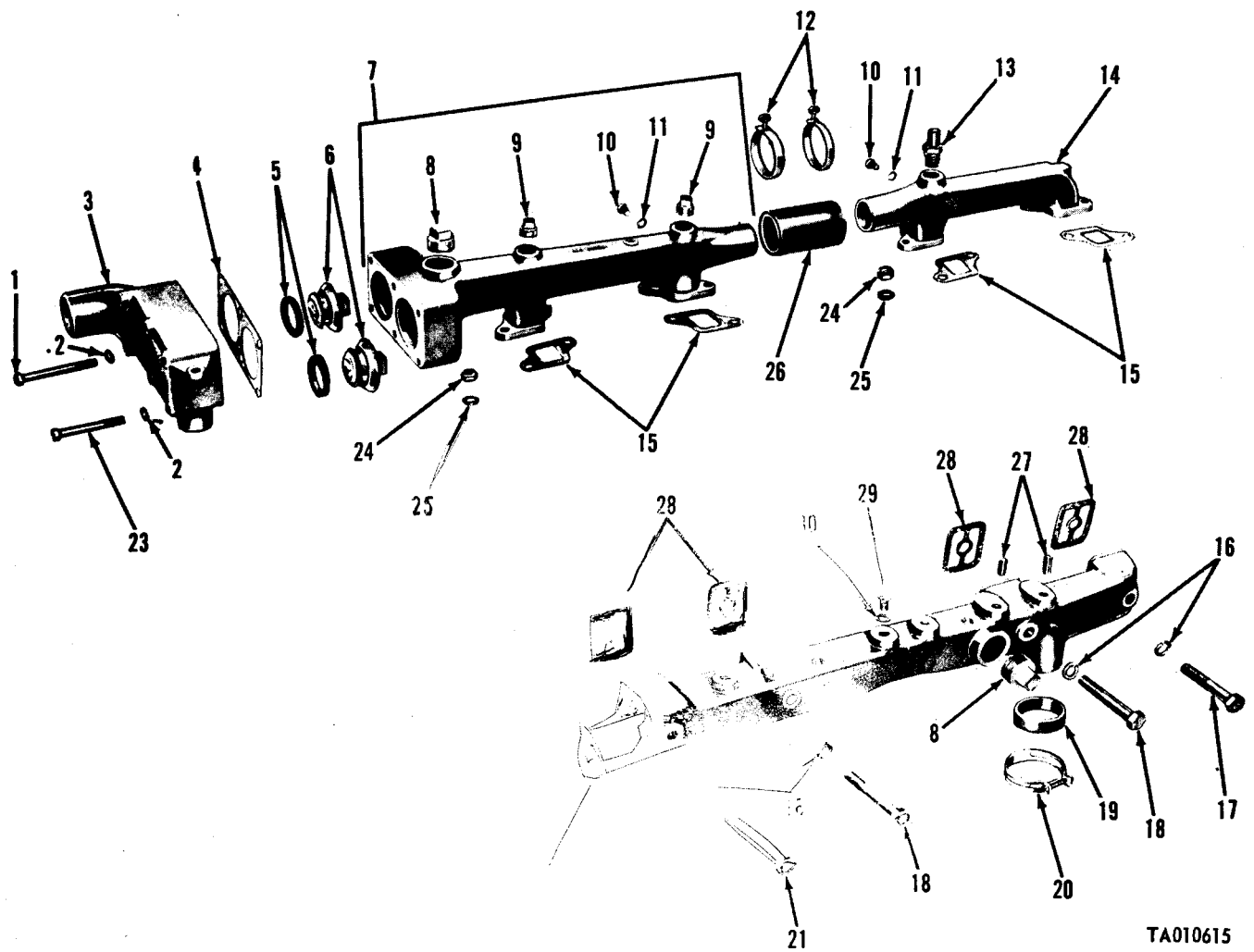


Figure 27. Carburetor governor.



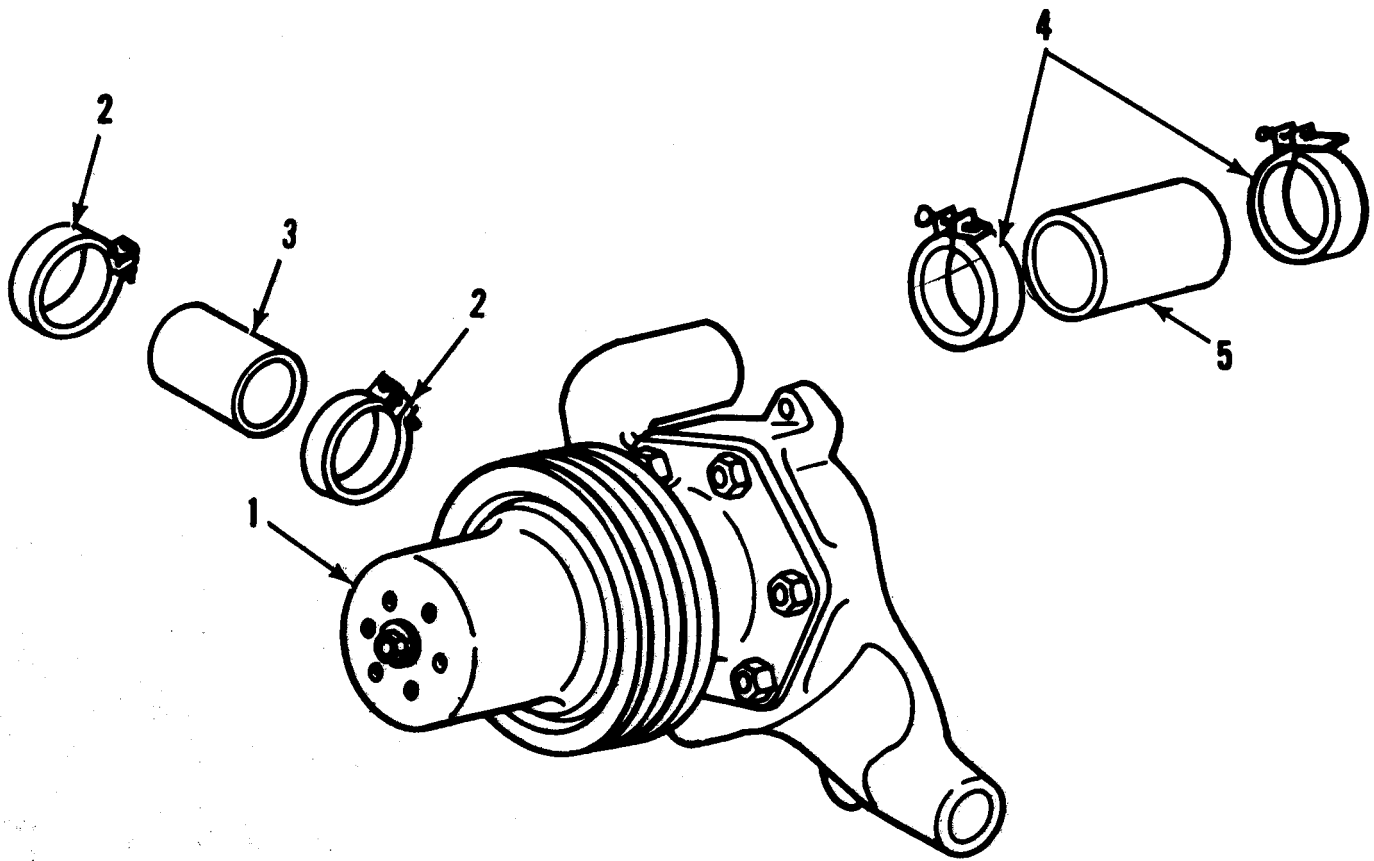
TA 009209

Figure 28. Fuel pump assembly (gasoline).



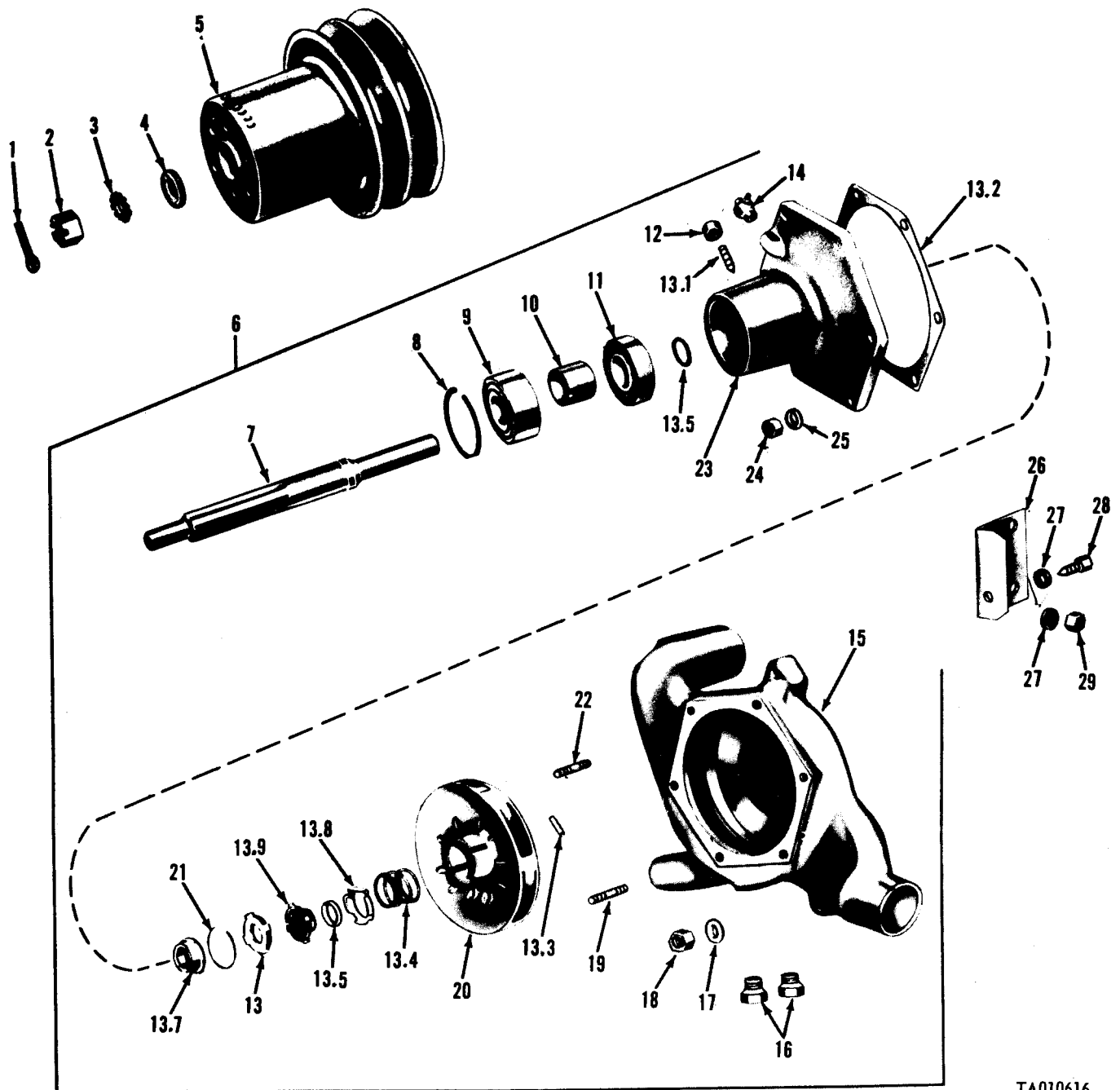
TA010615

Figure 29. Water pump assembly—exploded view.




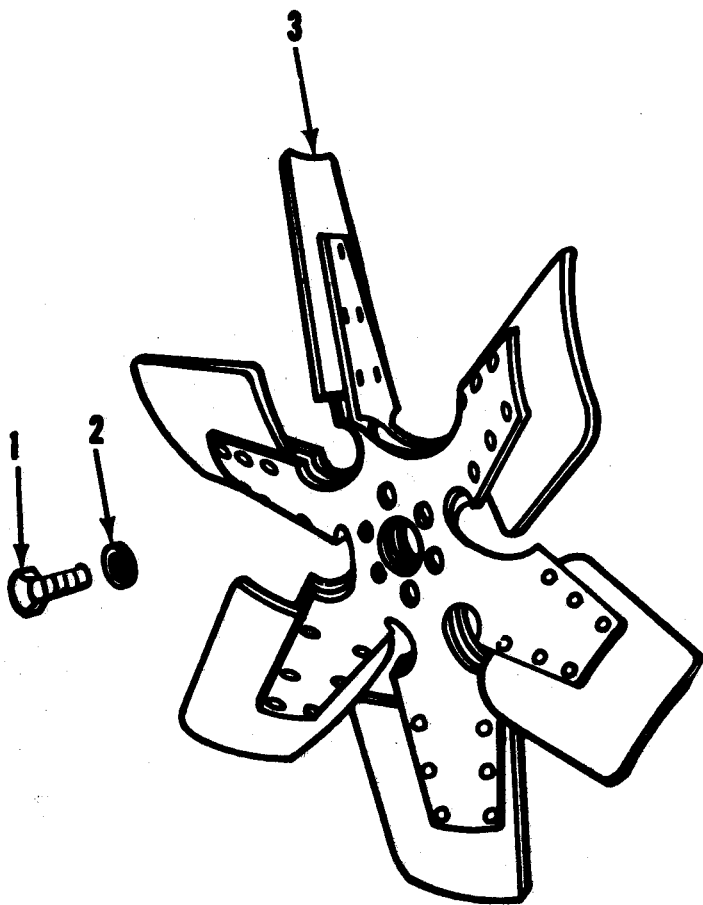
TA01061F

Figure 30. Water pump and related parts.



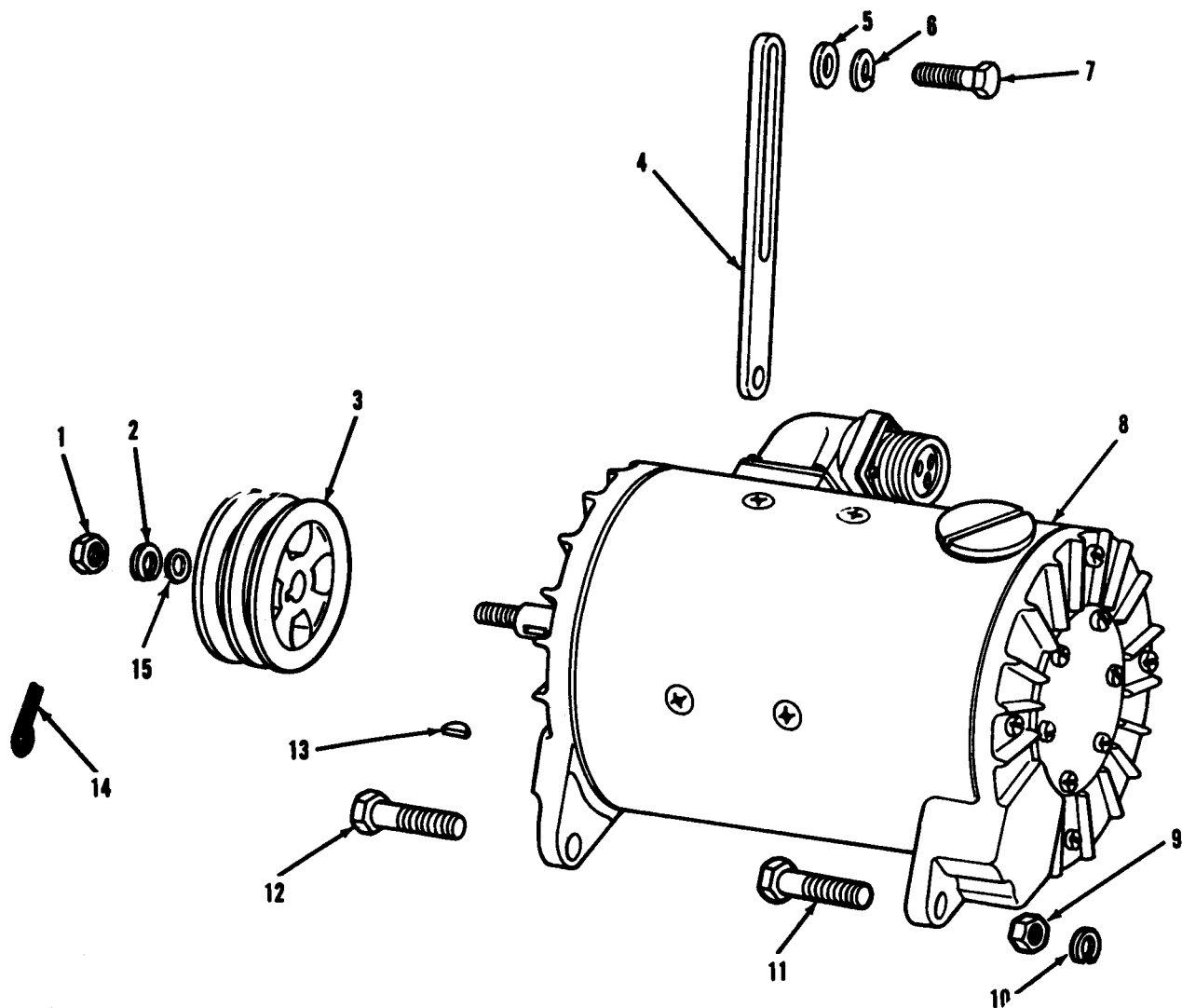
TA010616

Figure 31. Water pump assembly (7375735)-exploded view.



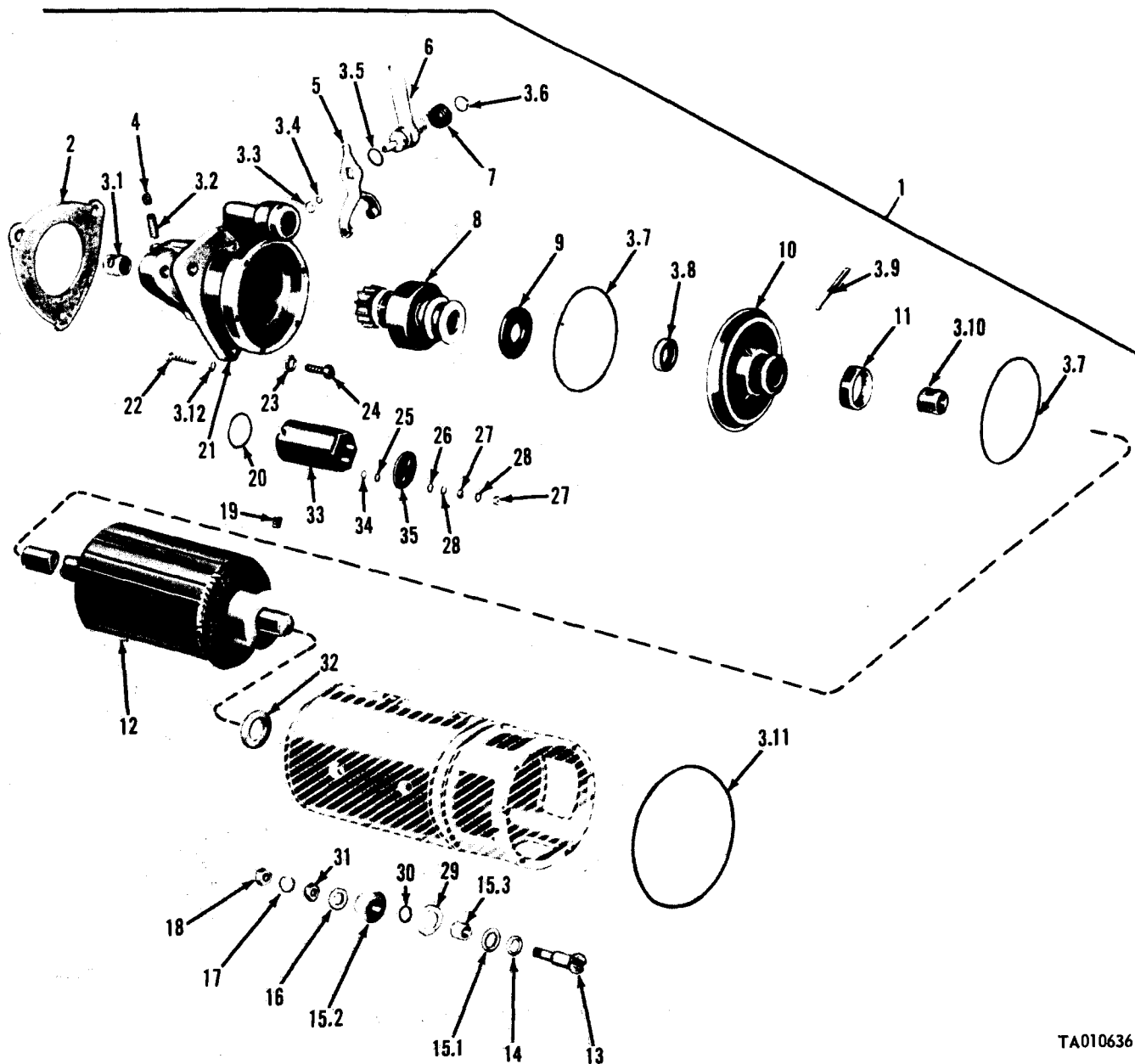
TA010619

Figure 32. Radiator fan and belts.



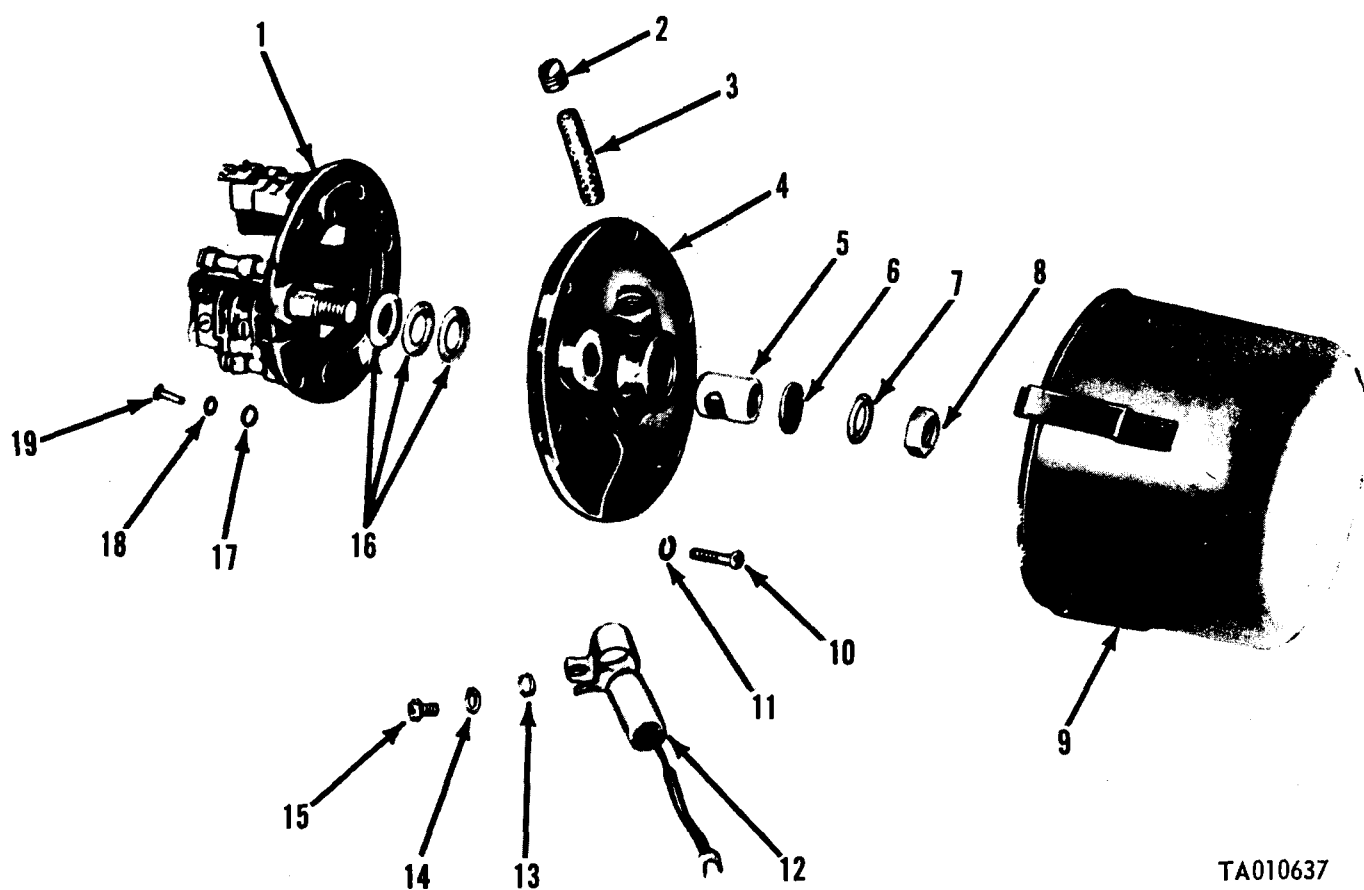
TA010635

Figure 33. Generator assembly and related parts.



TA010636

Figure 34. Starter assembly.



TA010637

Figure 35. Starter head assembly and attaching parts.

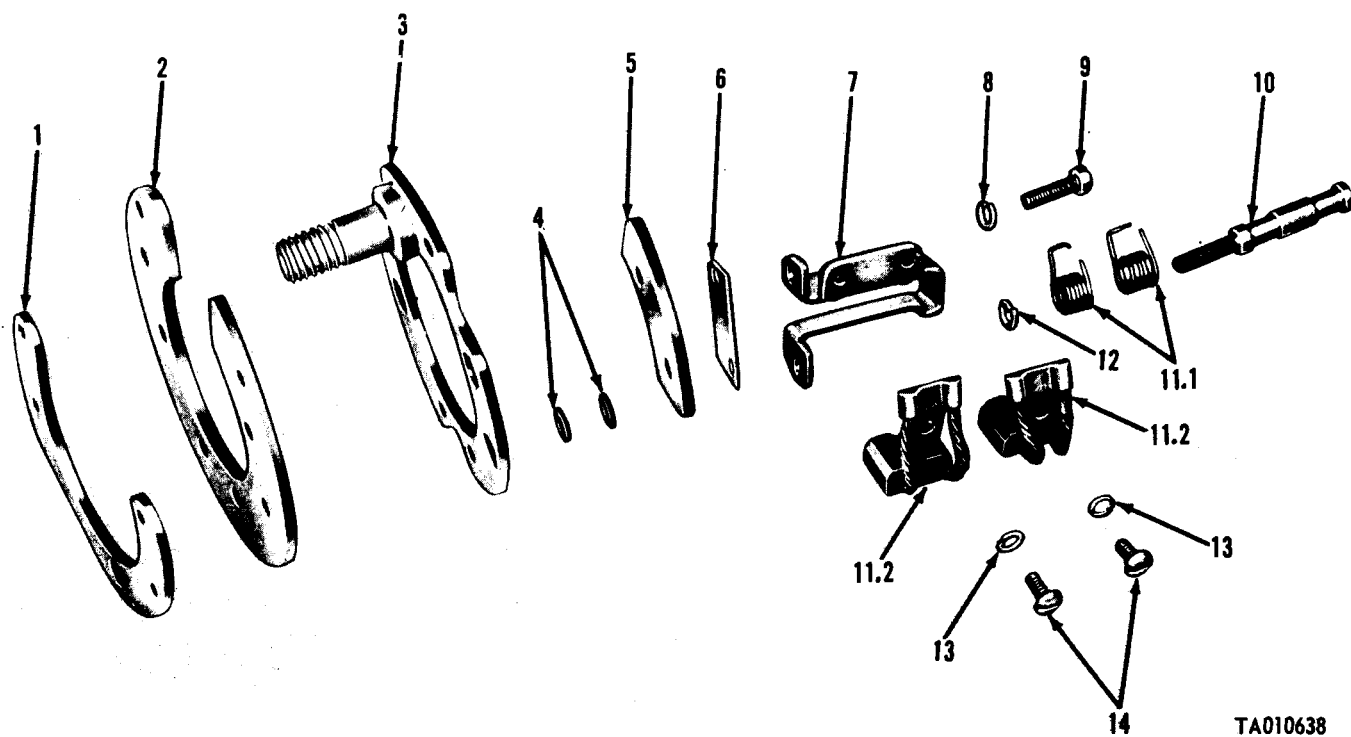


Figure 36. Starter plate assembly.

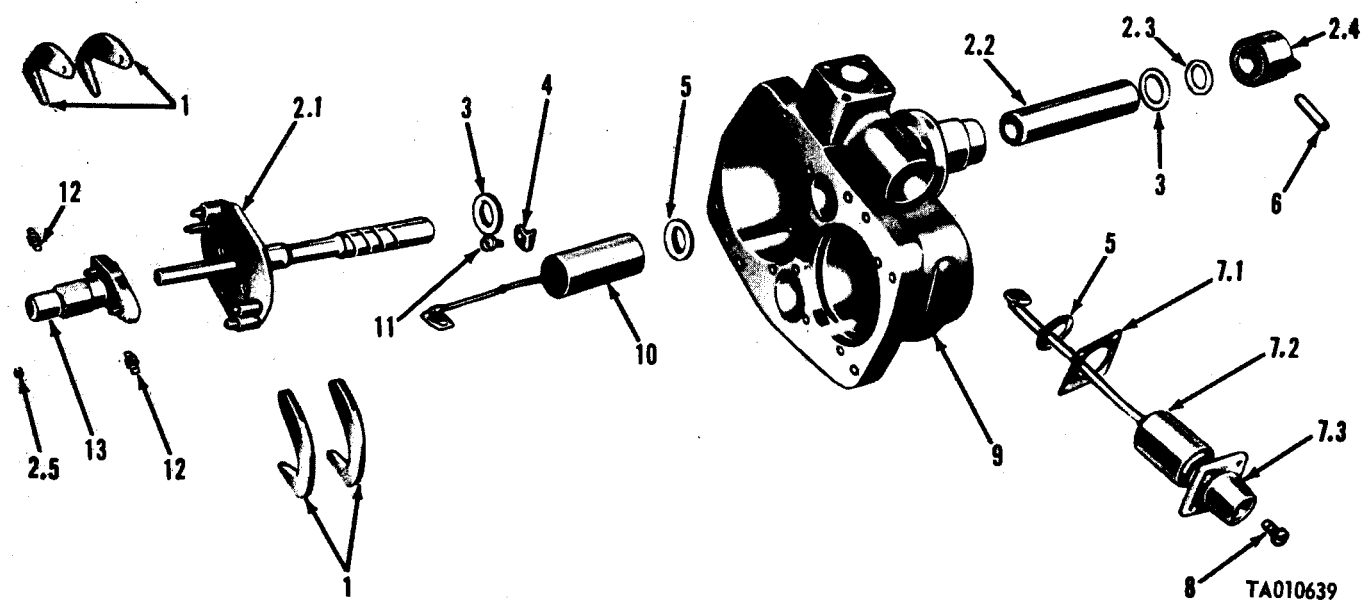
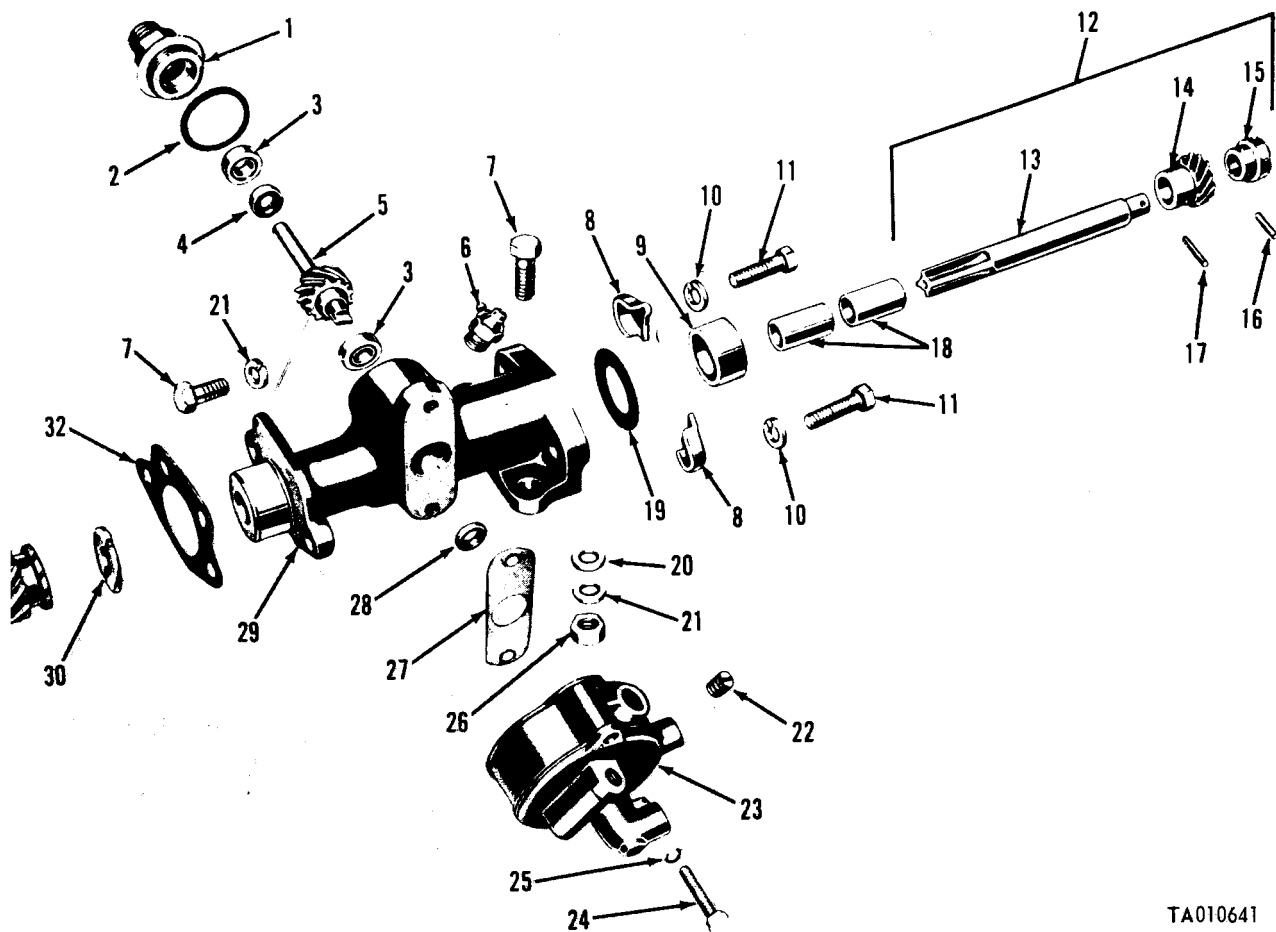
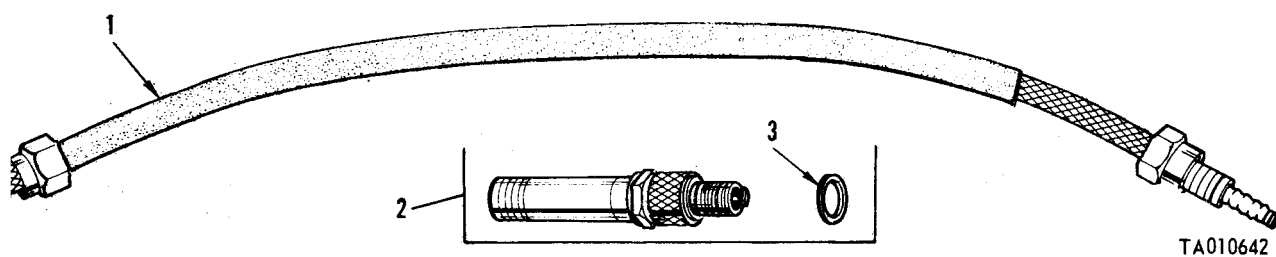


Figure 37. Distributor assembly.



TA010641

Figure 39. Distributor drive housing and governor valve.



TA010642

Figure 40. Ignition cables and spark plug.

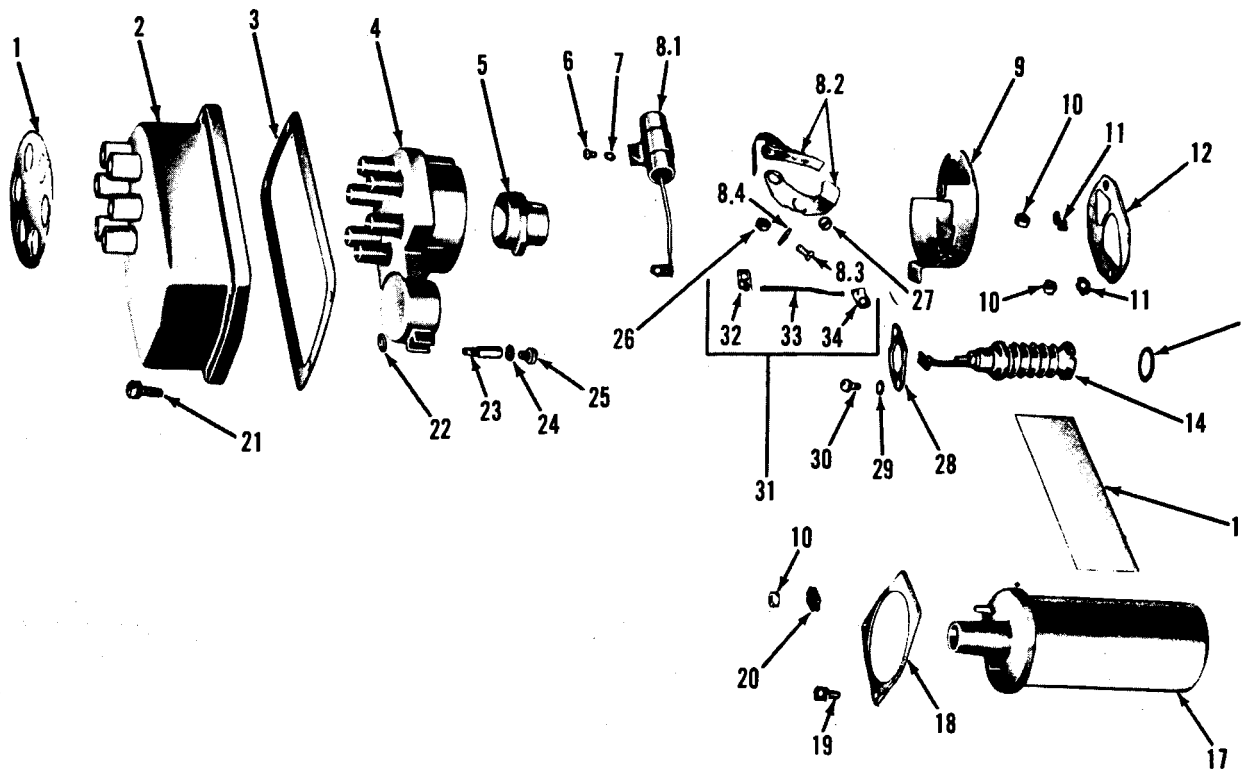
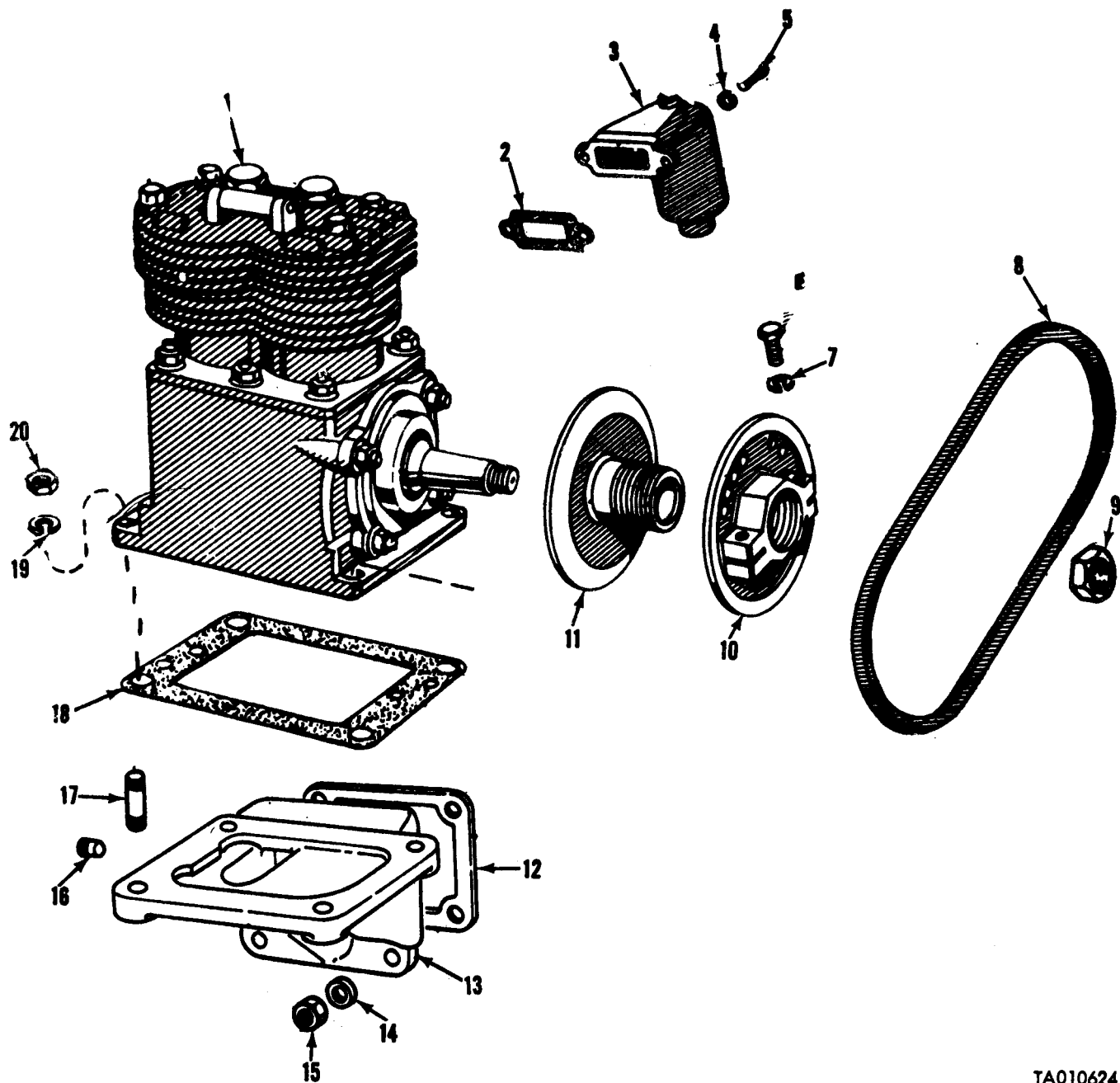
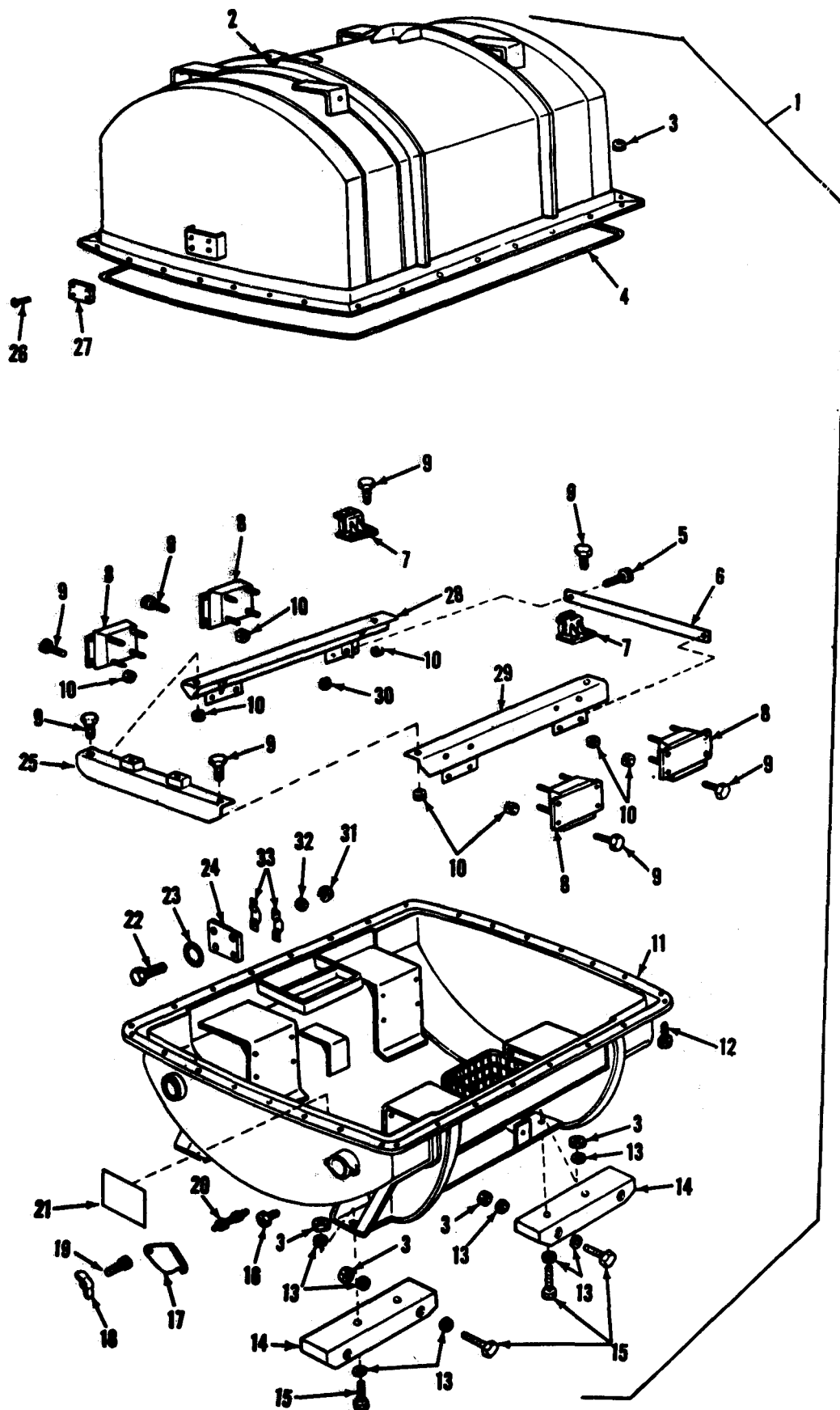


Figure 38. Distributor assembly.



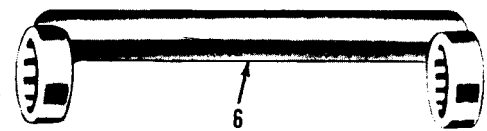
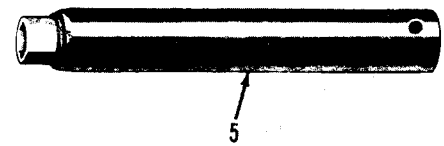
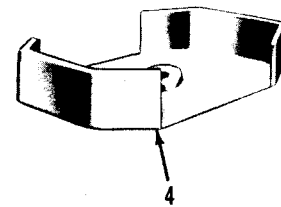
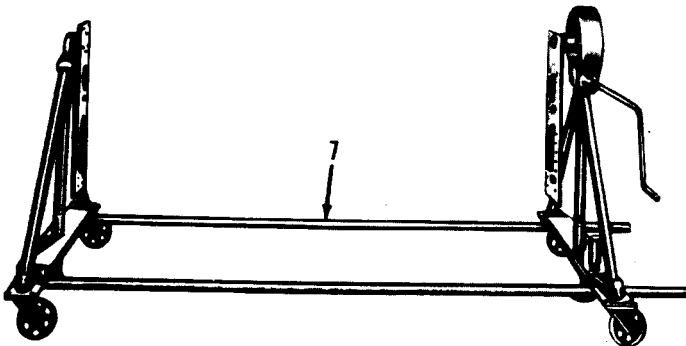
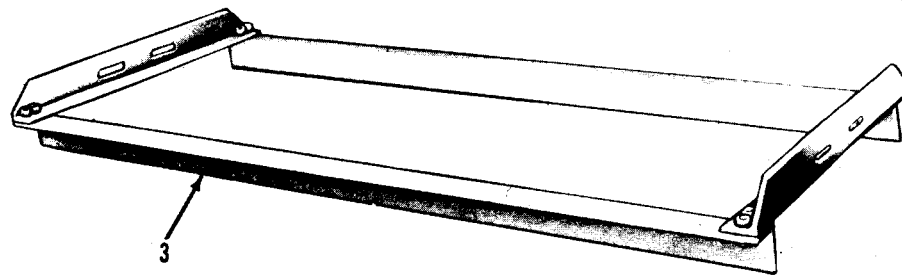
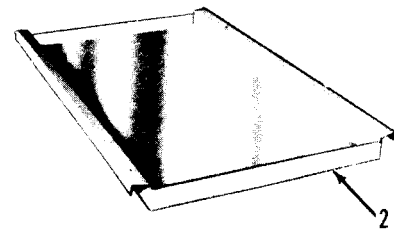

TA010624

Figure 41. Air compressor assembly.



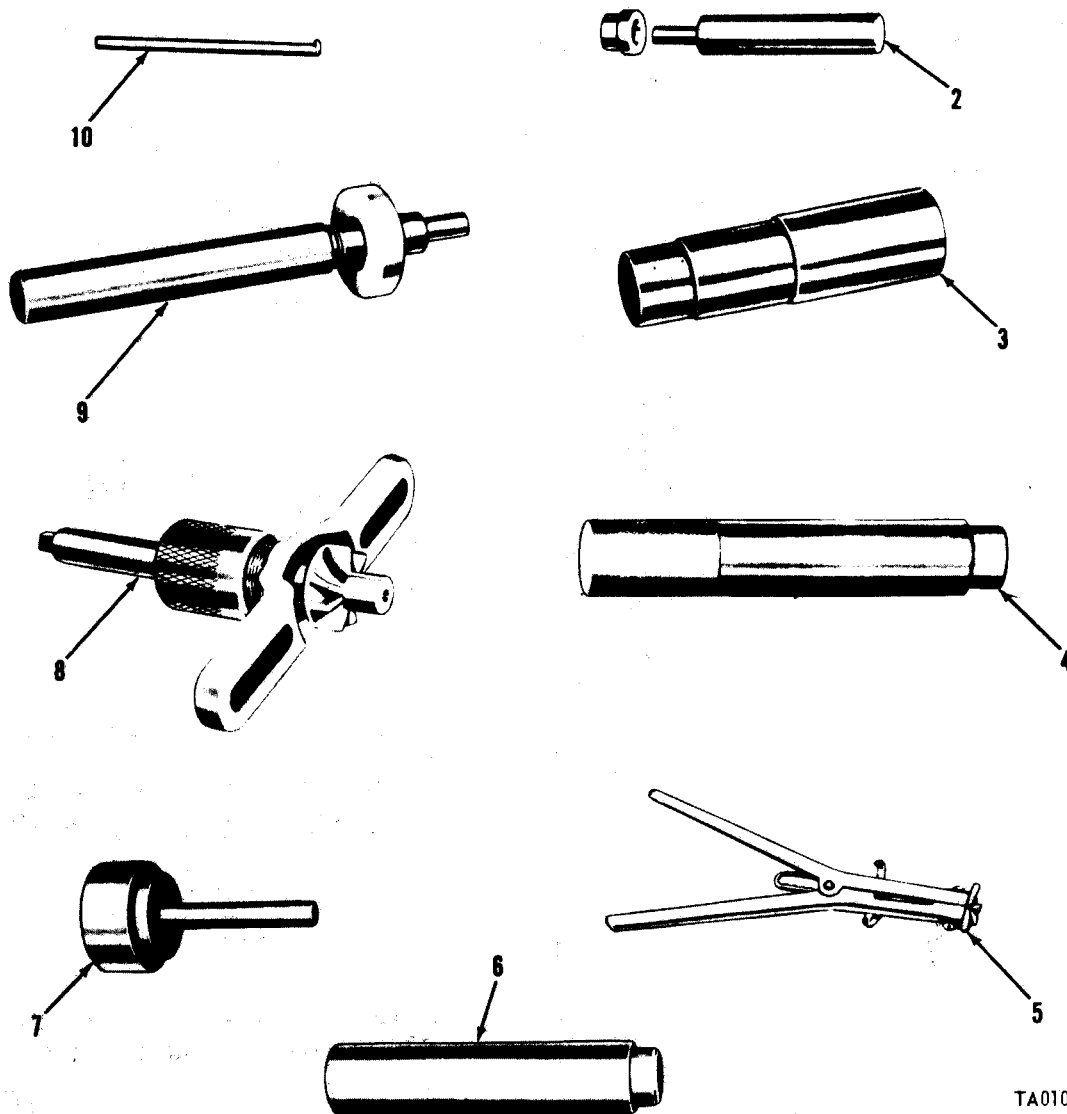
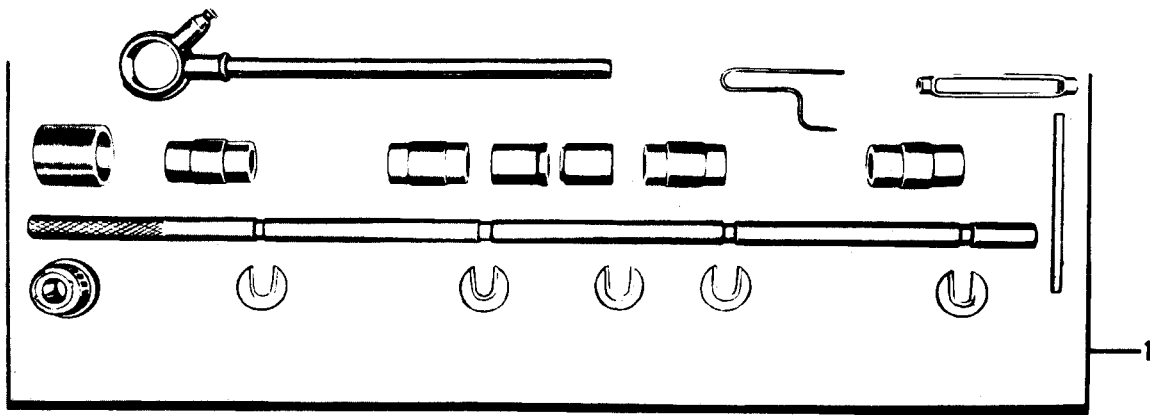
TA010620

Figure 42. Engine shipping and storage container assembly.



TA010622

Figure 43. Special tools.



TA010623

Figure 44. Special tools.

SECTION IV

FEDERAL STOCK NUMBER AND REFERENCE NUMBER INDEX

Federal Stock Number Cross Reference to Figure and Item Number-Continued.

STOCK NUMBER	FIGURE NO	ITEM NO	STOCK NUMBER	FIGURE NO	ITEM NO
2520-097-3197	22	4			
2520-097-4152	22	3	2805-737-5225	13	31
2520-338-1861	GROUP 0301		2805-737-5226	19	12
2520-692-6164	GROUP 0301		2805-737-5229	13	18
2530-459-7700	GROUP 0100		2805-737-5230	13	20
2530-459-7700	41	11	2805-737-5234	12	4
2530-740-9206	41	10	2805-737-6143	9	1
2530-818-0508	41	2	2805-737-6205	4	22
2530-863-3155	41	1	2805-737-6211	GROUP 0100	
2590-040-2288	GROUP 0301		2805-737-6214	10	3
2590-901-2942	42	27	2805-737-6302	11	1
2805-033-6069	5	14	2805-737-6303	4	26
2805-040-2259	11	9	2805-737-6304	11	5
2805-040-2263	14	8	2805-737-6305	4	28
2805-098-6606	GROUP 0100		2805-737-6306	4	29
2805-098-6606	19	4	2805-737-6307	4	19
2805-143-6567	13	25	2805-737-6308	4	19
2805-213-8360	12	3	2805-737-6310	13	22
2805-214-0614	11	11	2805-737-6311	13	9
2805-305-8279	7	4	2805-737-6312	5	15
2805-306-1810	13	14	2805-737-6313	5	1
2805-310-3849	19	6	2805-737-6316	13	13
2805-342-3450	39	1	2805-737-6320	6	11
2805-343-5482	19	23	2805-737-6321	19	20
2805-350-6825	5	7	2805-737-6322	19	1
2805-350-6888	GROUP 0100		2805-737-6324	18	10
2805-350-6888	10	1	2805-737-6325	18	7
2805-357-9153	12	1	2805-737-6331	14	5
2805-362-0514	13	15	2805-737-6336	14	1
2805-362-0531	13	23	2805-737-6338	14	3
2805-374-4134	13	26	2805-737-6340	20	3
2805-374-4146	19	14	2805-737-6344	21	8
2805-383-7592	13	16	2805-737-6345	21	16
2805-383-7615	13	32	2805-737-6346	21	7
2805-395-7743	7	23	2805-737-6347	21	2
2805-395-7753	13	24	2805-737-6362	11	9
2805-428-5708	21	11	2805-737-8503	5	2
2805-529-4562	7	9	2805-740-9971	4	20
2805-535-3684	41	2	2805-741-1054	13	27
2805-563-4392	GROUP 0100		2805-741-3668	11	2
2805-563-4392	8	2	2805-753-8862	GROUP 0301	
2805-570-1439	7	13	2815-131-5527	20	5
2805-597-9207	7	24	2815-656-4382	7	7
2805-621-1110	GROUP 0100		2910-041-0972	26	7
2805-621-1110	18	8	2910-218-1272	28	6
2805-621-1150	8	1	2910-338-1383	25	15
2805-621-3009	GROUP 0106		2910-358-5487	26	27
2805-629-6169	6	9	2910-361-3264	26	8
2805-661-3757	7	12	2910-459-7396	23	2
2805-695-7196	14	4	2910-496-0724	24	22
2805-696-4049	29	5	2910-562-0441	23	1
2805-700-1453	7	25	2910-696-0323	28	1
2805-724-9335	1	3	2910-734-8970	39	27
2805-724-9412	1	1	2910-735-1164	24	36
2805-737-5209	13	21	2910-740-9112	24	23
2805-737-5212	13	10	2910-740-9115	24	14
2805-737-5213	29	14	2910-740-9116	25	11

Federal Stock Number Cross Reference to Figure and Item Number-Continued.

STOCK NUMBER	FIGURE NO	ITEM NO	STOCK NUMBER	FIGURE NO	ITEM NO
2910-740-9117	27	1	2920-695-7221	34	3
2910-740-9119	24	6	2920-697-1348	36	3
2910-740-9121	26	21	2920-724-3111	40	1
2910-740-9122	24	18	2920-734-8917	34	21
2910-740-9123	24	8	2920-734-8972	GROUP 0605	
2910-740-9125	24	13	2920-734-8974	39	24
2910-740-9126	24	16	2920-735-1402	37	2.1
2910-740-9127	24	3	2920-737-5208	39	12
2910-740-9128	24	9	2920-737-5232	39	5
2910-740-9129	24	28	2920-737-5235	39	31
2910-740-9130	26	30	2920-740-9921	37	13
2910-740-9131	26	12	2920-741-8027	GROUP 0605	
2910-740-9132	25	22	2920-752-9208	38	2
2910-740-9133	26	29	2920-753-9570	37	2.5
2910-740-9137	27	9	2920-903-9534	33	8
2910-740-9140	24	12	2930-089-3778	31	18
2910-740-9141	25	3	2930-362-0570	GROUP 0100	
2910-740-9142	26	11	2930-362-0570	18	11
2910-740-9143	26	15	2930-424-3547	GROUP 0100	
2910-740-9148	GROUP 0601		2930-428-5781	31	20
2910-740-9149	25	12	2930-699-8484	31	6
2910-740-9164	26	24	2930-737-5649	29	7
2910-740-9165	25	17	2930-737-5685	32	3
2910-740-9166	24	21	2930-737-5686	7	8
2910-740-9177	26	31	2930-737-5687	31	5
2910-740-9179	24	19	2930-737-5689	31	7
2910-740-9184	24	37	2930-737-5735	31	1
2910-740-9201	GROUP 0302		2930-737-6180	GROUP 0503	
2910-740-9250	25	5	2930-737-6181	29	22
2910-740-9252	26	5	2930-737-6363	29	3
2910-740-9258	25	20	2930-905-6207	31	13
2910-741-1056	25	7	2940-141-9026	17	7
2910-753-9057	24	33	2940-495-6445	17	8
2920-040-2233	39	9	2940-505-6714	17	1
2920-215-3876	33	4	2940-532-3535	17	10
2920-287-8245	38	5	2940-626-2431	17	12
2920-287-9135	40	2	2940-630-6899	GROUP 0100	
2920-288-3126	40	2	2940-630-6899	17	18
2920-293-4380	33	8	2940-708-9606	17	4
2920-318-4308	4	3.9	2940-708-9606	17	6
2920-353-9840	36	1	2990-354-2434	27	10
2920-353-9921	38	9	2990-500-2919	35	4
2920-353-9923	37	2.4	2990-666-0282	N/I	
2920-358-6580	38	28	2990-699-8480	GROUP 0301	
2920-358-6960	38	17	2990-737-5470	39	23
2920-358-6966	9	8	2990-737-6349	21	22
2920-374-4482	34	10	2990-740-9135	57	7
2920-374-4484	34	5	2990-753-8918	27	8
2920-374-4485	34	6	2990-753-8919	27	2
2920-374-4543	37	7.3	2990-770-2770	39	18
2920-428-6549	37	1	3020-289-7366	39	14
2920-504-2369	GROUP 0601		3020-362-0544	7	10
2920-509-0618	34	8	3030-322-9626	32	4
2920-569-8919	38	18	3030-821-8270	41	8
2920-606-8506	38	8	3040-251-2445	12	6
2920-606-8507	37	7	3040-353-8907	39	15
2920-606-8508	37	2	3110-114-9612	39	3
2920-606-8909	34	15	3110-144-8637	22	5
2920-620-3959	40	1	3110-155-6198	31	11
2920-620-3961	40	1	3110-554-3370	31	9
2920-640-3097	33	3	3120-040-2260	11	9
2920-640-7300	34	1	3120-288-1022	34	3.10

Federal Stock Number Cross Reference to Figure and Item Number-Continued.

STOCK NUMBER	FIGURE NO	ITEM NO	STOCK NUMBER	FIGURE NO	ITEM NO
3120-288-1022	35	5	4730-278-3380	10	4
3120-293-4794	31	10	4730-278-8888	GROUP 0106	
3120-293-5832	37	2.2	4730-288-8572	16	5
3120-306-5431	7	13	4730-288-9430	GROUP 0106	
3120-316-0736	2	20	4730-288-9953	GROUP 0106	
3120-335-7289	7	13	4730-289-5176	3	13
3120-350-4492	GROUP 0603		4730-289-5176	29	9
3120-350-6794	13	4	4730-350-6997	13	1
3120-362-0589	39	30	4730-421-9087	10	2
3120-662-0847	11	10	4730-421-9087	39	22
3120-662-2381	31	13	4730-540-2612	GROUP 0106	
3120-700-1920	34	3.1	4730-541-3369	15	6
3120-740-9116	25	8	4730-640-1051	GROUP 0106	
3120-843-8570	12	8	4730-908-3194	15	1
3443-795-0663	GROUP 2604		4730-909-8627	29	12
4710-277-4515	15	4	4730-909-8627	29	20
4710-277-4532	GROUP 0106		4820-242-4064	42	20
4710-277-5525	GROUP 0106		4820-542-2370	3	12
4710-277-5526	GROUP 0106		4820-620-8123	42	16
4710-277-5529	GROUP 0106		4910-545-8639	43	2
4710-277-7748	GROUP 0106		4910-795-0131	44	4
4710-335-2610	GROUP 0106		4910-795-0189	43	7
4720-128-0407	GROUP 0106		4910-795-0198	43	3
4720-223-8735	GROUP 0504		4910-795-0630	GROUP 2604	
4720-235-4127	GROUP 0503		4910-795-0860	GROUP 2604	
4720-248-1231	15	2	5110-795-0165	44	8
4720-517-7917	GROUP 0306		5120-338-6721	43	1
4720-740-9405	GROUP 0302		5120-390-7779	43	4
4730-011-8831	35	2	5120-473-6511	43	6
4730-012-5947	41	15	5120-473-7741	43	5
4730-013-7398	GROUP 0106		5120-494-1846	44	5
4730-014-2432	GROUP 0106		5120-707-6220	GROUP 2604	
4730-014-2433	GROUP 0106		5120-795-0081	44	10
4730-014-2433	GROUP 0106		5120-795-0105	44	9
4730-014-2434	GROUP 0106		5120-795-0108	44	2
4730-019-9566	4	11	5120-795-0130	44	3
4730-050-4203	26	18	5120-795-0132	44	7
4730-050-4203	26	19	5120-795-0142	44	3
4730-050-4208	6	2	5120-878-8541	44	1
4730-057-5555	21	19	5305-018-0179	21	15
4730-088-9716	29	8	5305-022-8292	24	15
4730-172-0028	31	14	5305-038-1942	18	6
4730-172-0028	39	6	5305-042-6417	31	28
4730-188-1854	15	5	5305-068-0507	26	14
4730-188-1854	16	1	5305-071-1764	2	4
4730-202-6491	16	2	5305-071-1770	2	16
4730-221-2137	3	6	5305-071-1774	29	18
4730-221-2137	15	8	5305-071-1780	21	13
4730-221-2138	31	16	5305-071-2075	29	17
4730-221-6215	GROUP 0106		5305-071-2079	29	21
4730-246-9205	14	9	5305-071-2237	19	19
4730-249-2029	16	4	5305-175-3230	GROUP 0301	
4730-270-4620	GROUP 0106		5305-207-1150	36	9
4730-273-7512	20	4	5305-225-3840	19	18
4730-277-8273	GROUP 0106		5305-225-8894	29	10
4730-277-8274	GROUP 0106		5305-225-9081	32	1
4730-277-9166	19	2	5305-253-5607	GROUP 0301	
4730-277-9615	15	7	5305-253-5625	42	26
4730-278-0190	5	10	5305-269-2806	13	33
4730-278-0190	5	12	5305-269-3208	29	29
4730-278-0190	15	3	5305-269-3210	2	11
4730-278-2048	30	2	5305-269-3210	8	8
4730-278-2048	30	4	5305-269-3210	33	7

Federal Stock Number Cross Reference to Figure and Item Number-Continued.

STOCK NUMBER	FIGURE NO	ITEM NO	STOCK NUMBER	FIGURE NO	ITEM NO
5305-269-3211	5	4	5306-250-5487	13	7
5305-269-3211	39	11	5306-272-3741	7	20
5305-269-3212	39	7	5306-274-0956	9	3
5305-269-3213	42	19	5306-275-5144	29	23
5305-269-3214	42	22	5306-281-4705	4	3
5305-269-3215	41	6	5306-286-1475	20	2
5305-269-3216	22	1	5306-350-0101	4	4
5305-269-3220	6	15	5306-350-7039	7	2
5305-269-3222	29	1	5306-400-0625	7	17
5305-281-6390	37	8	5306-584-7247	4	1
5305-285-4575	25	1	5306-637-8665	17	9
5305-285-5266	38	21	5306-734-8915	34	22
5305-285-5268	27	19	5307-023-4664	2	5
5305-285-5282	37	11	5307-023-4666	21	20
5305-285-5284	38	25	5307-023-4685	21	21
5305-285-5285	38	19	5307-023-4707	3	3
5305-351-0196	19	9	5307-023-4722	4	9
5305-543-2753	26	25	5307-023-4726	2	2
5305-543-2753	27	13	5307-206-1421	31	19
5305-622-9476	27	19	5307-206-5441	4	16
5305-637-7541	36	10	5307-206-5450	2	19
5305-670-8121	18	1	5307-206-5451	4	14
5305-696-0288	27	4	5307-206-5452	14	11
5305-710-4194	33	11	5307-206-5461	4	17
5305-710-4195	2	13	5307-207-1272	31	22
5305-710-4195	33	12	5307-275-8548	2	6
5305-719-5184	6	1	5307-275-8548	4	27
5305-719-5219	42	9	5307-335-4089	41	16
5305-719-5349	34	19	5307-350-7099	2	7
5305-720-7763	38	6	5307-350-7100	5	18
5305-724-3910	34	24	5307-584-7245	2	22
5305-724-5911	42	12	5307-617-8627	3	7
5305-724-6760	42	15	5307-737-6343	21	14
5305-725-4109	42	5	5307-741-3421	4	12
5305-734-8914	35	10	5307-741-3421	20	6
5305-737-5737	31	13	5307-741-3423	2	24
5305-740-9196	26	17	5307-741-3423	4	13
5305-781-3924	39	24	5307-753-9535	38	23
5305-781-3927	13	6	5307-903-7675	3	1
5305-782-9494	6	18	5310-042-7298	GROUP 0301	
5305-782-9494	6	19	5310-045-3296	26	26
5305-801-8127	38	8.3	5310-045-3296	35	11
5305-832-7716	27	5	5310-045-3299	27	16
5305-346-5703	13	11	5310-045-3299	35	18
5305-866-0444	35	15	5310-045-3299	36	4
5305-880-5937	24	1	5310-045-3299	38	7
5305-889-3002	36	14	5310-045-3299	38	29
5305-889-3002	38	27	5310-050-2237	4	2
5305-958-5259	12	7	5310-056-3395	34	18
5305-978-9396	28	3	5310-056-3395	34	31
5305-984-6192	25	2	5310-057-7080	2	12
5305-984-6193	35	19	5310-057-7080	33	9
5305-984-6195	GROUP 0601		5310-061-1258	6	14
5305-984-6210	25	27	5310-062-4954	42	10
5305-984-6211	4	4	5310-080-6004	GROUP 0301	
5305-984-6211	25	6	5310-080-6004	33	6
5305-984-6211	26	34	5310-143-6488	39	20
5305-988-1721	8	7	5310-167-0839	37	3
5305-993-1848	26	28	5310-178-9612	34	32
5305-993-2461	24	25	5310-193-7574	25	19
5305-995-3440	24	25	5310-193-7574	25	19
5305-995-3440	25	23	5310-193-9716	GROUP 0100	
5306-033-7502	7	19	5310-193-9716	8	6
5306-225-8503	41	5	5310-197-3316	33	15

Federal Stock Number Cross Reference to Figure and Item Number-Continued.

STOCK NUMBER	FIGURE NO	ITEM NO	STOCK NUMBER	FIGURE NO	ITEM NO
5310-205-9982	29	11	5310-732-0558	18	9
5310-209-0965	7	28	5310-732-0558	20	9
5310-209-0965	33	10	5310-732-0558	GROUP 0106	
5310-209-0965	41	18	5310-732-0558	28	4
5310-262-4753	35	17	5310-732-0558	29	24
5310-268-7270	11	7	5310-732-0558	31	24
5310-273-7677	26	2	5310-732-0558	39	26
5310-274-4625	34	16	5310-732-0559	13	5
5310-274-4631	35	13	5310-732-0559	26	32
5310-274-7806	35	16	5310-734-8837	7	3
5310-275-0869	31	2	5310-737-6153	7	5
5310-275-9453	41	9	5310-740-9154	24	2
5310-281-5021	34	26	5310-740-9168	25	18
5310-290-1406	GROUP 0100		5310-753-9564	38	8.4
5310-303-4876	34	15	5310-753-9569	38	22
5310-362-2069	7	18	5310-753-9581	38	11
5310-366-0893	31	4	5310-761-6882	31	12
5310-395-7637	12	5	5310-763-8920	42	3
5310-407-9566	32	2	5310-768-0318	4	5
5310-550-1680	35	7	5310-768-0318	6	17
5310-575-1023	34	27	5310-768-0318	17	16
5310-582-5965	19	17	5310-768-0318	31	29
5310-582-5965	26	13	5310-768-0318	41	14
5310-582-5965	26	33	5310-800-0695	31	3
5310-582-5965	35	14	5310-809-5998	33	2
5310-582-5965	39	25	5310-809-5998	GROUP 0601	
5310-584-5272	2	15	5310-820-6653	9	2
5310-584-5272	4	6	5310-820-6653	34	23
5310-584-5272	6	16	5310-820-6658	42	13
5310-584-5272	6	21	5310-823-8804	38	24
5310-584-5272	31	17	5310-827-8487	42	18
5310-584-5272	31	27	5310-842-1490	33	1
5310-584-5272	33	2	5310-380-7744	5	9
5310-584-5272	41	13	5310-880-7744	6	5
5310-505-7237	18	3	5310-880-7746	42	31
5310-596-7599	6	13	5310-880-8189	2	14
5310-596-7599	29	30	5310-880-8189	41	19
5310-627-6128	33	5	5310-902-9369	33	1
5310-637-3068	34	3.12	5310-913-5474	21	5
5310-637-9541	2	10	5310-934-9751	25	24
5310-637-9541	4	25	5310-934-9751	38	10
5310-637-9541	13	8	5310-934-9757	GROUP 0601	
5310-637-9541	14	6	5310-934-9757	38	20
5310-637-9541	17	17	5310-934-9757	38	26
5310-637-9541	19	10	5310-947-5388	24	5
5310-637-9541	20	8	5310-947-5388	25	25
5310-637-9541	28	5	5310-947-5388	27	6
5310-637-9541	29	2	5310-959-1488	23	4
5310-637-9541	29	25	5310-959-4679	5	8
5310-637-9541	31	25	5310-959-4679	6	6
5310-637-9541	34	17	5310-959-4679	41	4
5310-637-9541	39	10	5310-982-6495	GROUP 0601	
5310-637-9541	39	21	5310-982-6809	42	30
5310-637-9541	41	7	5310-995-8921	21	12
5310-637-9541	42	32	5310-999-2293	35	8
5310-655-9544	4	23	5315-012-0123	19	22
5310-684-3463	28	2	5315-012-0123	31	1
5310-684-3463	29	169	5315-014-1108	26	20
5310-689-3862	GROUP 0106		5315-050-5535	7	21
5310-721-7809	25	26	5315-054-4020	8	5
5310-721-7809	26	23	5315-062-5417	31	13
5310-732-0558	14	7	5315-224-2210	13	29
5310-732-0558	18	2	5315-255-0614	11	8

Federal Stock Number Cross Reference to Figure and Item Number-Continued.

STOCK NUMBER	FIGURE NO	ITEM NO	STOCK NUMBER	FIGURE NO	ITEM NO
5315-362-2139	39	17	5330-459-7636	GROUP 0100	
5315-597-2552	7	26	5330-459-7636	31	13
5315-598-6887	19	8	5330-459-7697	GROUP 0100	
5315-616-5501	12	2	5330-459-7697	GROUP 0100	
5315-616-5526	19	13	5330-459-7697	5	5
5315-616-5526	33	13	5330-527-7244	GROUP 0100	
5315-664-1270	2	1	5330-527-7244	13	2
5315-679-4994	3	14	5330-535-3657	GROUP 0100	
5315-737-6144	9	5	5330-535-3657	GROUP 0100	
5315-774-3505	8	9	5330-535-3657	4	23
5315-816-1794	33	14	5330-551-2070	GROUP 0605	
5315-828-8190	27	18	5330-551-2070	N/I	
5330-050-1224	34	3.5	5330-599-1285	17	5
5330-054-5293	GROUP 0100		5330-599-5472	GROUP 0100	
5330-054-5293	6	20	5330-599-5472	GROUP 0100	
5330-127-2943	GROUP 0100		5330-599-5472	5	3
5330-127-2943	GROUP 0100		5330-599-5472	18	4
5330-127-2943	29	15	5330-641-6449	41	17
5330-131-5527	GROUP 0100		5330-700-6868	GROUP 0100	
5330-141-3614	39	2	5330-700-6868	28	7
5330-194-3722	42	23	5330-734-8910	34	20
5330-202-2686	GROUP 0100		5330-734-8912	34	29
5330-202-2686	8	10	5330-737-5207	GROUP 0100	
5330-202-3713	17	13	5330-737-5207	13	30
5330-242-8363	39	28	5330-737-5221	GROUP 0100	
5330-242-8363	GROUP 0605		5330-737-5221	29	4
5330-260-9311	34	3.4	5330-737-6329	29	19
5330-285-3428	37	7.1	5330-737-6332	14	2
5330-285-3701	GROUP 0100		5330-737-6339	GROUP 0100	
5330-285-3701	3	9	5330-737-6339	20	11
5330-285-6881	GROUP 0100		5330-753-9536	39	19
5330-290-1406	6	4	5330-753-9568	38	3
5330-292-3159	GROUP 0100		5330-883-8218	40	3
5330-292-3159	39	4	5330-954-1281	17	14
5330-297-6078	17	3	5330-986-0013	41	3
5330-297-7091	GROUP 0301		5340-054-1406	2	23
5330-297-7334	38	16	5340-054-1417	2	21
5330-308-8377	GROUP 0100		5340-115-9046	3	4
5330-308-8377	GROUP 0100		5340-115-9046	4	10
5330-308-8377	21	4	5340-209-9055	13	19
5330-314-0755	42	4	5340-240-6884	42	17
5330-350-6869	GROUP 0100		5340-264-1387	37	2.3
5330-350-6869	39	32	5340-282-1668	35	6
5330-350-6870	GROUP 0100		5340-353-9839	36	6
5330-350-6875	GROUP 0100		5340-439-1759	42	8
5330-350-6875	GROUP 0100		5340-597-0306	13	3
5330-350-6875	29	28	5340-598-3446	GROUP 0301	
5220-362-0515	GROUP 0100		5340-720-6213	GROUP 0106	
5330-362-0515	2	8	5340-737-6452	GROUP 0106	
5330-362-0516	GROUP 0100		5340-753-9572	37	4
5330-362-0538	GROUP 0100		5360-200-5415	GROUP 0301	
5330-362-0538	6	12	5360-696-0283	27	3
5330-362-0541	GROUP 0100		5360-734-8954	36	11
5330-362-0541	20	1	5360-740-9922	37	12
5330-374-4117	GROUP 0100		5360-741-3425	34	7
5330-374-4117	6	10	5365-205-4705	13	17
5330-449-6360	GROUP 0100		5365-282-0086	11	3
5330-449-6360	GROUP 0100		5365-282-1830	34	3.6
5330-449-6360	5	17	5365-325-5249	34	11
5330-449-6362	GROUP 0100		5365-715-1152	34	3.3
5330-449-6362	8	3	5365-737-5736	31	8
5330-459-7636	GROUP 0100		5365-737-6328	3	8

Federal Stock Number Cross Reference to Figure and Item Number-Continued.

STOCK NUMBER	FIGURE NO	ITEM NO	STOCK NUMBER	FIGURE NO	ITEM NO
5841-333-9919	38	4	5977-695-6311	GROUP 0601	
5905-337-8277	38	14	6145-284-0001	38	33
5910-256-9729	37	7.2	6620-634-8945	16	3
5910-358-6962	37	10	6620-737-5211	29	6
5910-511-1935	35	12	6685-814-5271	29	13
5910-511-1935	35	12	6685-814-5271	29	13
5930-548-8274	34	33	7690-180-6349	42	21
5935-644-7529	GROUP 0601		8115-572-0742	1	2
5935-755-2788	GROUP 0601		8115-572-0742	42	2
5940-020-0154	38	34	8115-695-8941	42	24
5940-082-4939	38	32	9390-424-5145	34	3.2
5945-230-7738	GROUP 0601		9390-424-5145	GROUP 0603	
5970-734-8918	34	15	9390-424-5145	35	3
5970-753-9571	38	15	9505-186-9170	7	1
5970-963-1617	36	5	9505-191-3680	9	4
5977-237-1596	36	11	9510-596-3958	37	6
5977-284-7628	36	7	9905-205-2903	38	1
5977-335-2533	36	11			
5977-374-4479	35	9			

Reference Number Cross-Reference to Manufacturer's Code
Figure Number, and Item Number-Continued

REFERENCE NUMBER	MFG CODE	FIG NO	ITEM NO	REFERENCE NUMBER	MFG CODE	FIG NO	ITEM NO
AN622785	88044	34	3.4	MS35206-245	96906	35	19
AN960-816L	88044	37	3	MS35206-247	96906	GROUP	
A277742	19207	22	5			0601	
BB1414	50513	17	5	MS35206-263	96906	25	27
BB3338	50513	GROUP		MS35206-264	96906	24	4
		0106		MS35206-264	96906	25	6
CPMX8PT189566	19207	4	11	MS35206-264	96906	26	34
C2400R91	31007	5	14	MS35206-277	96906	8	7
C396	30418	34	3.2	MS35207-265	96906	26	28
FFW100	81348	25	19	MS35207-270	96906	25	23
GAD100948	23040	31	11	MS35207-286	96906	24	26
GB66XAS0H	60380	26	19	MS35265-40	96906	38	6
H600K405	02978	31	20	MS35266-61	96906	26	25
J1734A	33287	12	1	MS35266-61	96906	27	13
LS5984D3H	98897	24	5	MS35266-76	96906	35	15
LS5984D3H	98897	25	25	MS35266-96	96906	24	1
LS5984D3H	98897	27	6	MS35267-46	96906	27	19
MILW1085TYPEA	81349	4	2	MS35333-42	96906	18	3
MS15001-1	96906	26	18	MS35335-35	96906	33	5
MS15003-1	96906	6	2	MS35335-39	96906	31	3
MS15003-4	96906	31	14	MS35338-42	96906	27	16
MS15003-4	96906	39	6	MS35338-42	96906	35	18
MS15795-218	96906	33	15	MS35338-42	96906	36	4
MS15795-512	96906	29	11	MS35338-42	96906	38	7
MS15795-514	96906	6	13	MS35338-42	96906	38	29
MS16624-1037	96906	34	3.3	MS35338-43	96906	26	26
MS16624-1066	96906	34	3.6	MS35338-43	96906	35	11
MS16997-101	96906	28	3	MS35338-43	96906	36	8
MS20913-2S	96906	3	6	MS35338-44	96906	26	13
MS20913-2S	96906	15	8	MS35338-44	96906	39	25
MS20913-35	96906	31	16	MS35338-44	96906	19	17
MS20913-5	96906	21	18	MS35338-45	96906	32	2
MS20995F41-12	96906	19	21	MS35338-46	96906	20	8
MS21044-N10	96906	42	30	MS35338-46	96906	28	5
MS21083N8	96906	33	1	MS35338-46	96906	29	2
MS21318-14	96906	GROUP		MS35338-46	96906	29	25
		0301		MS35338-46	96906	31	25
MS21318-46	96906	42	26	MS35338-46	96906	34	17
MS21318-8	96906	GROUP		MS35338-46	96906	39	10
		0301		MS35338-46	96906	39	21
				MS35338-46	96906	42	32
MS21333-59	96906	GROUP		MS35338-46	96906	2	10
		0106		MS35338-46	96906	4	25
MS21450-8	96906	42	10	MS35338-46	96906	13	8
MS24537-1	96906	29	13	MS35338-46	96906	14	6
MS24665-285	96906	33	14	MS35338-46	96906	17	17
MS24665-355	96906	19	22	MS35338-46	96906	18	9
MS24665-355	96906	31	1	MS35338-46	96906	19	10
MS24665-69	96906	27	18	MS35338-47	96906	33	10
MS27129-17	96906	GROUP		MS35238-47	96906	41	18
		0601		MS35338-47	96906	7	28
MS27183-14	96906	29	30	MS35338-48	96906	31	17
MS27133-14	96906	33	6	MS35338-48	96906	31	27
MS27183-18	96906	33	2	MS35338-48	96906	33	2
MS27183-18	96906	GROUP		MS35338-48	96906	41	7
		0601		MS35338-48	96906	41	13
MS27183-9	96906	38	24	MS35338-48	96906	2	15
MS3102R28-22P	96906	GROUP		MS35338-48	96906	4	6
		0601		MS35338-48	96906	6	16
MS35190-318	96906	12	7	MS35338-48	96906	6	21
MS35206-242	96906	8	27	MS35338-50	96906	34	23
MS35206-244	96906	25	2	MS35338-50	96906	42	13

Reference Number Cross-Reference to Manufacturer's Code
Figure Number, and Item Number-Continued

REFERENCE NUMBER	MFG CODE	FIG NO	ITEM NO	REFERENCE NUMBER	MFG CODE	FIG NO	ITEM NO
MS35338-50	96906	9	2	MS51967-8	96906	31	24
MS35339-26	96906	5	8	MS51967-8	96906	39	26
MS35340-24	96906	26	23	MS51967-8	96906	14	7
MS35340-43	96906	25	26	MS51967-8	96906	18	2
MS35340-45	96906	41	4	MS51968-5	96906	42	31
MS35340-45	96906	6	6	MS51968-8	96906	26	33
MS35342-1	96906	17	1	MS51968-8	96906	13	5
MS35345-1	96906	17	7	MS51969-5	96906	21	5
MS35426-16	96906	42	18	MS53005-1	96906	41	3
MS35438-3	96906	38	32	MS90725-104	96906	2	4
MS35438-38	96906	38	34	MS90725-107	96906	39	24
MS35648-11	96906	2	23	MS90725-113	96906	31	28
MS35649-2382	96906	34	18	MS90725-114	96906	21	15
MS35649-82	96906	38	26	MS90725-114	96906	6	18
MS35650-302	96906	25	24	MS90725-114	96906	6	19
MS35650-302	96906	38	10	MS90725-116	96906	2	16
MS35674-41	96906	31	13.3	MS90725-121	96906	29	18
MS35690-501	96906	19	5	MS90725-127	96906	21	13
MS35690-505	96906	5	9	MS90725-14	96906	19	19
MS35690-604	96906	4	24	MS90725-162	96906	34	24
MS35690-625	96906	26	32	MS90725-163	96906	42	12
MS35692-37	96906	33	1	MS90725-174	96906	42	15
MS35756-20	96906	12	2	MS90725-29	96906	29	10
MS35756-8	96906	33	13	MS90725-32	96906	41	5
MS35756-8	96906	19	13	MS90725-36	96906	32	1
MS3576-10	96906	40	3	MS90725-57	96906	29	29
MS35782-7	96906	3	12	MS90725-59	96906	33	7
MS35842-3	96906	29	12	MS90725-59	96906	2	11
MS35842-3	96906	29	20	MS90725-59	96906	8	8
MS35909-1	96906	40	2	MS90725-60	96906	39	11
MS35909-2	96906	40	2	MS90725-60	96906	5	4
MS39171-9	96906	14	9	MS90725-60	96906	39	7
MS45904-076	96906	6	14	MS90725-62	96906	42	19
MS49005-10	96906	10	4	MS90725-64	96906	42	22
MS49005-12	96906	29	8	MS90725-65	96906	41	6
MS49005-2	96906	39	32	MS90725-66	96906	22	1
MS49005-2	96906	10	2	MS90725-7	96906	19	18
MS49005-4	96906	17	14	MS90725-70	96906	6	15
MS49005-6	96906	21	19	MS90725-72	96906	29	1
MS49005-8	96906	3	13	MS90726-163	96906	42	5
MS51011-2	96906	40	1	MS90726-63	96906	13	33
MS51070-42	96906	41	8	MS90726-7	96906	26	14
MS51092-1	96906	28	2	MS90726-89	96906	33	11
MS51092-1	96906	29	16	MS90726-90	96906	33	12
MS51322-1	96906	41	1	MS90726-90	96906	2	13
MS51922-029	96906	2	12	MS90727	96906	6	1
MS51922-21	96906	23	4	MS90727-111	96906	42	9
MS51922-29	96906	33	9	MS90728-119	96906	29	17
MS51923-37	96906	34	19	MS90728-123	96906	29	21
MS51967-11	96906	41	19	MS90728-70	96906	13	11
MS51967-11	96906	2	14	MS90728-72	96906	13	6
MS51967-14	96906	31	29	MWC18-16	81349	38	33
MS51967-14	96906	41	14	PC96	88064	GROUP 0106	
MS51967-14	96906	4	5				
MS51967-14	96906	6	17	QQW461	81348	7	1
MS51967-14	96906	17	16	QQW461	81348	9	4
MS51967-2	96906	31	12	R600-0-200	02978	7	4
MS51967-20	96906	43	3	R600A211	14351	2	1
MS51967-5	96906	6	5	R600A402	02978	5	17
MS51967-8	96906	20	9	R600B201	14351	2	20
MS51967-8	96906	28	4	R600B205	14351	8	3
MS51967-8	96906	29	24	R600B223	02978	8	10

Reference Number Cross-Reference to Manufacturer's Code
Figure Number, and Item Number-Continued

REFERENCE NUMBER	MFG CODE	FIG NO	ITEM NO	REFERENCE NUMBER	MFG CODE	FIG NO	ITEM NO
R600B304	02978	6	10	X1830	14351	11	7
R600B324	02978	10	1	X19002	02978	29	27
R600B400	14351	20	1	X19002	02978	18	6
R600B555	02978	10	3	X19006	02978	14	11
R600C201	14351	7	12	X19982	02978	5	18
R600C204	14351	11	10	X19988	02978	2	19
R600C206	14351	7	24	X20040	14351	31	22
R600C229	14351	7	29	X2231	02978	2	21
R600C230	02978	7	2	X336	02978	13	2
R600C308	14351	GROUP		X3553	14351	7	17
		0104		X3759	02978	7	19
R600C308NN	14351	GROUP		X4320	02978	41	16
		0104		ZZH428	81348	15	2
R600G308-010	14351	GROUP		3866	24617	16	5
		0104		10-42028-225	77820	GROUP	
R600H225	14351	39	31			0601	
R600H300	02978	7	10	102764R1	31007	11	1.1
R600K202	02978	GROUP		102769R1	31007	11	1.2
		0100		102774R1	31007	11	1.3
				102779R1	31007	11	1.4
R600K259	14351	29	28	103107R1	31007	30	5
R600K3040	02978	GROUP		103111R1	31007	29	26
		0100		103379R91	31007	7	13.1
R600K307	02978	GROUP		103380R91	31007	7	13.2
		0100		103381R91	31007	7	13.3
R6001266	14351	19	6	103382R91	31007	7	13.4
R600L266	02978	19	14	105407	24617	15	5
R600L307	02978	18	11	105407	21450	16	1
R600M228	02978	39	30	105417	21450	16	4
R600M277	02978	39	1	105451	21450	5	3
R600S283	02978	39	32	105451	21450	18	4
R600S285	14351	39	2	10690GT	31007	4	4
R600Y235	14351	GROUP		10695GT	31007	7	20
		0100		10703GT	31007	4	1
R6000108-10	14351	11	9	10716GT	31007	4	14
R6001202	02978	13	29	10756	31007	2	22
R6001203	14351	19	8	10757GT	31007	4	16
R6001237	02978	12	3	10763GT	31007	4	17
R6001240	02978	13	25	10777GT	31007	13	1
R6001242	02978	13	24	10823GT	31007	13	14
R6001301	02978	13	32	10871125	19207	5	13
R600207	14351	7	11	10871129	19207	18	5
R602K243	02978	31	13.7	10871148	19207	21	9
R602L234	14351	GROUP		10871156	19207	12	8.4
		0100		10871163	19207	2	3
R602M214	14351	39	13	10871167	19207	41	12
R6602U106	02978	GROUP		10871168	19207	3	5
		0100		10871176	9207	31	15
R66021113	02978	31	13	10871183	19207	7	27
S5281	04741	GROUP		10871190	19207	5	6
		0106		10871194	19207	39	20
T427K206	02978	29	5	10871195	19207	3	4
WWP521	81348	GROUP		10871195	19207	4	10
		0106		10883262	19207	34	2
WWT775	81348	GROUP		10883507	19207	1	3
		0106		10950808	19207	33	8
				10960GT	31007	5	7
WWT799	81348	GROUP		11022GT	31007	13	26
		0106		110775	23610	38	8.3
W4B108	14351	20	5	116399	19207	18	1
X1442	14351	8	6	11660814-21	19207	GROUP	
X18066	14351	31	2			0106	

Reference Number Cross-Reference to Manufacturer's Code
Figure Number, and Item Number-Continued

REFERENCE NUMBER	MFG CODE	FIG NO	ITEM NO	REFERENCE NUMBER	MFG CODE	FIG NO	ITEM NO
117862R91	31007	GROUP		1915941	16764	37	9
		0301		191598	21450	GROUP	
118831	21450	34	4			0301	
118831	24617	35	2	1916592	16764	35	12
118978R91	31007	GROUP		1918679	16764	36	3
		0106		1918701	16764	34	11
				1918731	16764	34	34
119928	21450	16	2	1918732	16764	34	25
12R854	29092	26	10	1918734	16764	34	35
120401	18876	GROUP		1919590	16764	38	1
		0106		20R116	29092	24	31
120614	21450	26	22	200X4	79470	GROUP	
120824R1	31007	GROUP				0106	
		0301		2067767	24617	41	17
121224	19207	11	8	22RA224	02978	11	3
126045	21450	3	2	22R57-25	29092	27	10
126045	19207	4	30	228292	21450	24	15
13R136	29092	25	10	2285808	24617	27	4
134569	21450	34	31	23R90	29092	24	17
137415	21450	GROUP		2348962	19207	34	14
		0106		26937	02978	2	8
137421	21450	25	14	27R80	29092	24	11
137421	21450	27	14	28507	78640	GROUP	
137424	24617	5	10			0106	
137424	12204	5	12	28953	79150	6	12
137424	21450	15	3	3XB2B110	02978	7	18
141108	24617	26	20	3X828110	14351	21	12
142432	12204	GROUP		30A230-1	80063	68	8.1
		0106		318813PC6	10001	29	23
				3201-250	40095	17	15
142433	21450	GROUP		38R192	29092	26	3
		0106		38R72	29092	24	29
142434	24617	GROUP		426915	21450	27	17
		0106	427298	21450	GROUP		
142435	21450	GROUP				0301	
		0106		444347	24617	15	6
144391	24617	GROUP		444552	24617	15	7
144391	24617	GROUP		444552	24617	15	7
		0106		444903	21450	19	2
144391	21450	14	10	446646	21450	36	9
147481	21450	GROUP		45-6075-700-005	81336	29	9
		0301		45-6120-532-001	81336	41	15
147483	21450	24	12.1	451121	21450	31	18
1507980	70040	16	3	453281	24617	36	14
15660861	10001	42	20	453287	21410	35	8
1603006	50019	39	28	453296	21450	34	28
180125	21450	19	9	453299	21450	36	13
1866-11	81169	42	23	453328	21450	38	30
187343	12204	GROUP		453696	16764	37	11
		0106		453697	16764	38	25
189137	96906	24	25	453698	24617	37	8
1902494	24617	35	7	453699	21450	38	19
1906560	16764	35	3	453894	21450	35	6
1906902	21617	36	11.2	453996	21450	38	20
1907475	16764	36	7	46R257	29092	24	10
19098	02978	2	7	46R259	29092	24	29
1912129	16764	37	2.3	46S9944	80244	37	6
1914366	24617	34	27	48R22	29092	25	16
1914639	16764	36	2	48R5	29092	24	12.1
1914640	16764	36	6	5R458	29092	27	5
1914641	16764	36	1	501224	21450	34	3.5
1914642	16764	36	9	502398	21450	20	4
1914643	16764	36	5	502913	21450	15	1

Reference Number Cross-Reference to Manufacturer's Code
Figure Number, and Item Number-Continued

REFERENCE NUMBER	MFG CODE	FIG NO	ITEM NO	REFERENCE NUMBER	MFG CODE	FIG NO	ITEM NO
505535	21450	7	21	7343919	19207	34	15.2
51171R1	31007	GROUP		7348502	19207	34	12
		0106		7348637	19207	2	17
5214355	19207	23	3	7348719	19207	34	10
5215168	19207	31	21	7348837	19207	7	3
5215169	19207	31	13.4	7348902	19207	34	3.10
5215169	19207	31	13.9	7348902	19207	35	2
5225803	19207	34	26	7348908	19207	35	9
5291687	19207	31	13.8	7348910	19207	34	20
5291688	19207	31	13.5	7348913	19207	35	4
5323534	19207	17	13	7348914	19207	35	10
5323535	19207	17	10	7348915	19207	34	22
5323537	19207	17	8	7348917	19207	34	21
5323538	19207	17	11	7348918	19207	34	15.3
5323545	19207	17	2	7348920	19207	34	5
5323547	19207	17	6	7348921	19207	34	6
544020	21450	8	5	7348922	19207	35	1
545204	21450	GROUP		7348924	19207	39	16
		0605		7348954	19207	36	11.1
545293	419207	6	20	7348956	19207	34	33
546879	21450	34	3.7	7348957	19207	34	9
546972	21450	34	3.11	7348958	19207	34	32
5605X1A	24617	31	9	7348967	19207	34	29
5701239	19207	38	8.2	7348968	19207	39	15
5702400	19207	1	1	7348970	19207	39	27
5702511	19207	37	2	7348974	19207	39	29
5702512	19207	37	7	7348975	19207	37	1
5702814	19207	34	15	7351164	19207	24	36
583064	19207	GROUP		7351165	19207	26	8
		0301		7351402	19207	37	2.1
				7355736	19207	33	8
591178	21450	25	1	7362643	19207	26	27
591209	21450	38	21	73676302	19207	11	1
6Z1932-101	80063	GROUP		7367829	19207	24	12.1
		0106		7372527	19207	27	19
61857R	31007	13	3	7375207	19207	13	30
61880R1	31007	13	23	7375208	19207	39	12
61985R93	31007	29	6	7375209	19207	13	21
6262431	19207	17	12	7375212	19207	13	10
63469991	31007	7	13.1	7375213	19207	29	14
63471891	31007	7	13.1	7375217	19207	31	13.2
63510R91	31007	7	13.2	7375218	19207	41	11
63512R91	31007	7	13.2	7375219	19207	3	9
63531R91	31007	7	13.4	7375220	19207	18	8
6353789	31007	7	13.3	7375221	19207	29	4
63539R91	31007	7	13.3	7375224	19207	4	23
63549891	31007	7	13.4	7375225	19207	13	31
6376183	19207	4	27	7375226	19207	19	12
7R38	29092	24	7	7375227	19207	13	18
7R55	29092	25	13	7375227	19207	13	19
7001453	19207	7	25	7375228	19207	30	2
7001920	19207	34	3.1	7375228	19207	30	4
7003999	19207	22	2	7375230	19207	13	20
7006868	19207	28	7	7375232	19207	39	5
7009176	19207	11	11	7375233	19207	39	9
7017453	19207	GROUP		7375234	19207	12	4
		0106		7375243	19207	33	3
7076229	19207	43	5	7375470	19207	39	23
7078072	19207	43	6	7375640	19207	29	7
7089437	19207	13	17	7375681	19207	31	19
7089606	19207	17	4	7375681	19207	7	8
710072	21450	39	3	7375683	19207	31	23
7340258	19207	17	9				

Reference Number Cross-Reference to Manufacturer's Code
Figure Number, and Item Number-Continued

REFERENCE NUMBER	MFG CODE	FIG NO	ITEM NO	REFERENCE NUMBER	MFG CODE	FIG NO	ITEM NO
7375684	19207	30	3	7376363	19207	29	3
7375684	19204	32	4	7376449	19207	7	7
7375685	19207	32	3	7376452	19207	GROUP	
7375687	19207	31	5			0106	
7375689	19207	31	7	7378382	19207	39	17
7375735	19207	30	1	7378503	19207	5	2
7375736	19207	31	8	7409111	19207	26	4
7375737	19207	31	13.1	7409112	19207	24	23
7375738	19207	31	10	7409114	19207	25	4
7376063	19207	41	9	7409115	19207	24	14
7376143	19207	9	1	7409116	19207	25	8
7376144	19207	9	5	7409117	19207	27	1
7376153	19207	7	5	7409118	19207	26	16
7376180	19207	GROUP		7409119	19207	24	6
		0503		7409121	19207	26	21
7376181	19207	29	22	7409122	19207	24	18
7376202	19207	9	3	7409123	19207	24	8
7376205	19207	4	22	7409124	19207	23	2
7376207	19207	7	13	7409125	19207	24	13
7376208	19207	7	13	7409126	19207	24	16
7376209	19207	7	13	7409127	19207	24	2
7376210	19207	7	9	7409127	19207	24	3
7376211	19207	GROP		7409128	19207	24	9
		0100		7409129	19207	24	28
7376218	19207	11	9	7409130	19207	26	30
7376303	19207	4	26	7409131	19207	26	12
7376304	19207	11	5	7409132	19207	25	22
7376305	19207	4	28	7409133	19207	26	29
7376306	19207	4	29	7409134	19207	25	11
7376307	19207	4	19	7409135	19207	27	7
7376308	19207	4	19	7409135	19207	27	9
7376309	19207	13	16	7409136	19207	24	12.3
7376310	19207	13	22	7409139	19207	24	12.2
7376311	19207	13	9	7409141	19207	25	3
7376312	19207	5	15	7409142	19207	26	11
7376313	19207	5	1	7409143	19207	26	15
7376316	19207	13	13	7409145	19207	24	12.5
7376317	19207	12	8	7409146	19207	24	12.4
7376319	19207	6	9	7409148	19207	GROUP	
7376320	19207	6	11			0301	
7376321	19207	19	20	7409149	19207	25	12
7376322	19207	19	1	7409151	19207	26	6
7376323	19207	17	18	7409155	19207	24	27
7376324	19207	18	10	7409164	19207	26	24
7376325	19207	18	7	7409165	19207	25	17
7376328	19207	3	8	7409166	19207	24	21
7376329	19207	29	19	7409168	19207	25	18
7376331	19207	14	5	7409170	19207	25	9
7376332	19207	14	2	7409174	19207	24	12.1
7376335	19207	14	8	7409175	19207	24	12.7
7376336	19207	14	1	7409177	19207	26	31
7376338	19207	14	3	7409179	19207	24	19
7376339	19207	20	11	7409180	19207	24	12.6
7376340	19207	20	3	7409182	19207	26	2
7376343	19207	21	14	7409183	19207	24	32
7376344	19207	21	8	7409184	19207	24	37
7376345	19207	21	16	7409196	19207	26	17
7376346	19207	21	7	7409196	19207	26	35
7376347	19207	21	2	7409198	19207	26	1
7376348	19207	21	11	7409201	19207	GROUP	
7376349	19207	21	22			0302	
7376362	19207	11	9				

Reference Number Cross-Reference to Manufacturer's Code
Figure Number, and Item Number-Continued

REFERENCE NUMBER	MFG CODE	FIG NO	ITEM NO	REFERENCE NUMBER	MFG CODE	FIG NO	ITEM NO
7409203	19207	28	6	7539572	19207	37	4
7409206	19207	41	10	7539574	19207	37	10
7409250	19207	25	5	7539575	19207	38	31
7409251	19207	24	12.9	7539576	19207	37	7.3
7409252	19207	26	5	7539577	19207	37	7.1
7409253	19207	24	12.8	7539581	19207	38	11
7409256	19207	25	20	7539586	19207	38	4
7409256	19207	25	21	7539588	19207	38	5
7409405	19207	GROUP 0302		7539589	19207	38	9
				7539590	19207	38	14
7409921	19207	37	13	7539592	19207	37	5
7409922	19207	37	12	7539592	19207	38	13
7409971	19207	4	20	7702389	19207	31	13.6
7411054	19207	13	27	7702770	19207	39	18
7411056	19207	25	7	7703972	19207	39	14
7412509	19207	24	24	7712420	19207	24	20
7413421	19207	20	6	7731426	19207	34	1
7413421	19207	4	12	7740601	19207	33	4
7413423	19207	2	24	7741402	19207	39	4
7413423	19207	4	13	7743505	19207	8	9
7413424	19207	35	13	7748826	19207	41	2
7413425	19207	34	7	7950081	19207	44	10
7413668	19207	11	2	7950105	19207	44	9
7418070	19207	4	15	7950108	19207	44	2
7502510	19207	38	8	7950130	19207	44	3
7529183	19207	24	34	7950131	19207	44	4
7529183	19207	24	35	7950132	19207	44	7
7529187	19207	35	17	7950142	19207	44	6
7529206	19207	38	12	7950163	19207	44	1
7529208	19207	38	2	7950165	19207	44	8
7538675	19207	14	4	7950177	19207	44	5
7538772	19207	35	16	7950198	19207	43	3
7538773	19207	36	12	7973326	19207	42	27
7538859	19207	GROUP 0301		7974829	19207	19	15
				7974830	19207	19	16
7538859	19207	27	11	7974832	19207	11	4
7538860	19207	27	3	7974922	19207	3	14
7538862	19207	GROUP 0301		8R120	19092	24	22
				8028732	19207	31	4
7538868	19207	27	15	8327323	19207	GROUP	
7538918	19207	27	8			0301	
7538919	19207	27	2	8327324	19207	34	30
7538922	19207	27	12	8327325	19207	34	15.1
7539030	19207	26	7	8327348	19207	34	3.9
7539051	29092	26	9	8327440	19207	GROUP	
7539052	19207	25	15			0301	
7539057	19207	24	33	8327450	19207	34	13
7539532	19207	39	8	8331877	19207	23	1
7539535	19207	38	23	8332029	19207	5	11
7539537	9207	37	2.2	8332098	19207	28	1
7539538	19207	37	2.3	8332125	19207	21	17
7539561	19207	37	7.2	8332228	19207	34	3.12
7539562	19207	37	2.4	8333099	19207	GROUP	
7539563	19207	38	17			0301	
7539564	19207	38	8.4	8333100	19207	GROUP	
7539565	19207	38	28			0301	
7539566	19207	38	16	8333102	19207	GROUP	
7539567	19207	38	18			0301	
7539568	19207	38	3	8333272	19207	36	10
7539569	19207	38	22	8333304	19207	34	16
7539570	19207	37	2.5	8333784	19207	31	6
7539571	19207	38	15	8333787	19207	34	3

Reference Number Cross-Reference to Manufacturer's Code
Figure Number, and Item Number-Continued

REFERENCE NUMBER	MFG CODE	FIG NO	ITEM NO	REFERENCE NUMBER	MFG CODE	FIG NO	ITEM NO
8376183	19207	2	6	8723403	19207	42	21
8376456	19207	42	16	8728170	19207	7	26
8380737	19207	42	8	8735503	19207	22	4
8390170	19207	43	4	8735507	19207	22	3
8392987	19207	6	4	8735592	19207	34	8
8392988	19207	8	2	8735913	19207	13	4
8398203	19207	5	5	8741867	19207	40	1
8398204	19207	19	4	8741868	19207	40	1
8398205	19207	29	15	8745473	19207	2	9
8398207	19207	21	4	8758468	19207	4	7
85R242	29092	GROUP		8758469	19207	4	8
		0301		8758476	19207	6	8
85R87	29092	GROUP		8758478	19207	5	16
		0301		8758479	19207	7	22
853269	24617	17	3	8758483	19207	7	14
8672841	19207	GROUP		8758484	19207	7	16
		0601		8758485	19207	7	15
8680536	19207	13	15	8758489	19207	4	21
8686946	19207	GROUP		8758490	19207	20	7
		0601		8758495	19207	4	18
8689207	19207	GROUP		8758496	19207	8	1
		0601		8758497	19207	7	6
				8758500	19207	12	5
8689209	19207	15	4	8758502	19207	19	3
8708359	19207	43	2	8758503	19207	7	23
8708724	19207	43	1	8758510	19207	31	26
8713566	19207	GROUP		8758513	19207	21	20
		0601		8758514	19207	4	9
8713680	19207	3	11	8758515	19207	6	7
8713858	19207	12	6	8758516	19207	21	21
8713861	19207	13	12	8758522	19207	2	5
8713862	19207	13	7	8758524	19207	2	2
8713864	19207	4	3	8758528	19207	3	1
8713867	19207	3	10	8758529	19207	3	3
8713868	19207	19	7	8758533	19207	2	18
8713947	19207	3	7	8758537	19207	11	6
8716915	19207	19	23	8758538	19207	19	11
8720509	19207	36	11	8758540	19207	13	28
8723125	19207	42	17	8758545	19207	20	10
8723126	19207	42	33	8758546	19207	21	6
8723130	19207	42	24	8758549	19207	21	10
8723235	19207	42	11	8758550	19207	21	3
8723240	19207	42	1	8758555	19207	8	4
8723249	19207	42	14	8758557	19207	6	3
8723250	19207	442	2	8758559	19207	21	1
8723250	19207	1	2	8758564	19207	12	8.1
8723251	19207	42	6	8758565	19207	12	8.3
8723252	19207	42	4	8758566	19207	12	8.2
8723258	19207	42	7	900013	21450	34	3.8
8723265	19207	42	28	9409111	24617	20	2
8723268	19207	42	25	98380R91	31007	39	19
8723269	19207	42	29				

By Order of the Secretary of the Army:

CREIGHTON W. ABRAMS
General, United States Army
Chief of Staff

Official:

VERNE L. BOWERS
Major General, United States Army
The Adjutant General

Distribution:

To be distributed in accordance with DA Form 12-38, Direct and General Support Maintenance Requirements for 5-Ton Trucks, Cargo, M41, M54, M55; Truck Dump M51; Trucks Tractor M52. M246; Truck Wrecker M62 and M543.

This fine document...

Was brought to you by me:



[Liberated Manuals -- free army and government manuals](#)

Why do I do it? I am tired of sleazy CD-ROM sellers, who take publicly available information, slap “watermarks” and other junk on it, and sell it. Those masters of search engine manipulation make sure that their sites that sell free information, come up first in search engines. They did not create it... They did not even scan it... Why should they get your money? Why are not letting you give those free manuals to your friends?

I am setting this document FREE. This document was made by the US Government and is NOT protected by Copyright. Feel free to share, republish, sell and so on.

I am not asking you for donations, fees or handouts. If you can, please provide a link to liberatedmanuals.com, so that free manuals come up first in search engines:

<A HREF=<http://www.liberatedmanuals.com/>>Free Military and Government Manuals

- Sincerely
Igor Chudov
<http://igor.chudov.com/>
- [Chicago Machinery Movers](#)